PRILOGA 1C

NASLOVNA STRAN NAČRTA

		Tehnološki inkubator TecHUB i4.0
PODATKI O GRADNJI		
naziv gradnje		TEHNOLOŠKI INKUBATOR TecHUB i4.0
kratek opis gradnje		Naročnik namerava znotraj industrijske cone Stara vas zgraditi nov tehnološki inkubator, vključno z vso potrebno pripadajočo infrastrukturo.
VRSTE GRADNJE	☑	NOVOGRADNJA - NOVOZGRAJEN OBJEKT
označiti vse ustrezne vrste gradnje	☐	NOVOGRADNJA - PRIZIDAVA
	☐	REKONSTRUKCIJA
	☐	SPREMEMBA NAMEMBNOSTI
	☐	ODSTRANITEV CELOTNEGA OBJEKTA
	☐	LEGALIZACIJA
	☐	MANJŠA REKONSTRUKCIJA
PODATKI O PROJEKTNI DOKUMENTACIJI		
vrsta dokumentacije		PZI (projektna dokumentacija za izvedbo)
številka projekta		34/2022
PODATKI O NAČRTU		
strokovno področje načrta		2 Načrt s področja gradbenih konstrukcij
naziv načrta		Tehnološki inkubator TecHUB i4.0
številka načrta		07/2024
datum izdelave		APRIL 2024
datum spremembe		
PODATKI O PROJEKTANTU NAČRTA		
projektant načrta (naziv družbe)		PROJEKTIRANJE IN TEHNIČNO SVETOVANJE, MARKO MARKOJA s.p.
naslov		Prešernova cesta 8, 3320 VELENJE
odgovorna oseba projektanta načrta		MARKO MARKOJA
podpis odgovorne osebe projektanta načrta		Projektiranje in tehnično svetovanje Marko Markoja s.p. Prešernova 8, 3320 Velenje
PODATKI O IZDELOVALCU NAČRTA		
ime in priimek pooblaščenega arhitekta, pooblaščenega inženirja		MARKO MARKOJA, u.d.i.g.
identifikacijska številka		IZS G-3082
podpis pooblaščenega arhitekta, pooblaščenega inženirja		MARKO MARKOJA univ.dipl.inž.grad. IZS G-3082

PRILOGA 2C

IZJAVA PROJEKTANTA NAČRTA IN POOBLAŠČENEGA STOKOVNJAKA, KI JE IZDELAL NAČRT V PZI IN PID

PROJEKTANT NAČRTA	
projektant načrta (naziv družbe)	PROJEKTIRANJE IN TEHNIČNO SVETOVANJE, MARKO MARKOJA s.p.
naslov	Prešernova cesta 8, 3320 VELENJE
odgovorna oseba projektanta načrta	MARKO MARKOJA

IN POOBLAŠČENI STROKOVNJAK, KI JE IZDELAL NAČRT	
pooblaščeni strokovnjak	MARKO MARKOJA, u.d.i.g.

IZJAVLJAVA:

da načrt

vrsta dokumentacije	PZI (projekta dokumentacija za izvedbo gradnje)
strokovno področje načrta	2 Načrt s področja gradbenih konstrukcij
naziv načrta	Tehnološki inkubator TecHUB i4.0
številka načrta	07/2024
datum izdelave	APRIL 2024

upošteva relevantne predpise in druge normativne dokumente ter da so upoštevane ustrezne bistvene in druge zahteve.

pooblaščeni strokovnjak	MARKO MARKOJA, u.d.i.g.
identifikacijska številka	IZS G-3082
podpis pooblaščenega strokovnjaka	MARKO MARKOJA univ.dipl.inž.grad. IZS G-3082
odgovorna oseba projektanta načrta	MARKO MARKOJA
podpis odgovorne osebe projektanta načrta	Projektiranje in tehnično svetovanje Marko Markoja s.p. Prešernova 8, 3320 Velenje

M: +386 (0)41 314 253
E: marko.markoja@pb-velenje.si

2.0 NASLOVNA STRAN

2.0 – GRADBENE KONSTRUKCIJE

Investitor:
MESTNA OBČINA VELENJE
TITOV TRG 1
3320 VELENJE

Objekt:
TecHUB i4.0

Vrsta projektne dokumentacije:
PROJEKTNA DOKUMENTACIJA ZA IZVEDBO

Za gradnjo:
NOVOGRADNJA

Projektant:
MARKO MARKOJA s.p., Prešernova 8, 3320 VELENJE

Odgovorna oseba projektanta:
Marko MARKOJA u.d.i.g. (G-3082)
(žig, podpis)

Odgovorni projektant:
Marko MARKOJA u.d.i.g. (G-3082)
(žig, podpis)

Številka projekta:
34/2022

Številka načrta:
07-2024

Kraj in datum izdelave načrta:
Velenje, april 2024

M: +386 (0)41 314 253
E: marko.markoja@pb-velenje.si

1. KAZALO VSEBINE

1. KAZALO VSEBINE 1
2. TEHNIČNO POROČILO 2
2.1. SPLOŠNO 2
2.2. KONSTRUKCIJA 2
2.3. TEMELJENJE 3
2.4. OBTEŽBE 4
2.5. MATERIALI 4
2.6. IZRAČUN 5
2.7. ZAKLJUČEK 5
3. PRILOGE 6

M: +386 (0)41 314 253
E: marko.markoja@pb-velenje.si

2. TEHNIČNO POROČILO

2.1. SPLOŠNO

Investitor želi zgraditi inkubator na lokaciji Industrijska cona Stara vas, Velenje.

2.2. KONSTRUKCIJA

Objekt je etažnosti klet + prtličje + medetaža + nadstropje in je nepravilne tlorisne oblike. Nosilna konstrukcija je zasnovana kot AB konstrukcija. Nosilni elementi so AB plošče, stene in stebri.
Objekt bo temeljen na AB plošči debeline 70cm. Plošče med etažami so AB izvedbe, debeline od 30-35cm.

Stene so debeline od 30 do 65cm. AB stebri so dimenzije 60/60cm. V zunanjih betonskih stenah, so prav tako izvedeni skriti stebri, ki so nepravilne tlorisne oblike. Stebri so povezani z AB horizontalnimi nosilci.

Temeljna plošča in zunanje stene so izvedene z sistemom XYPEX.

Notranje vertikalne komunikacije so predvidene kot betonske ali jeklene konstrukcije. Zunanje stopnišče je zasnovano kot jeklena konstrukcija, ki se naslanja na betonski jašek zunanjega dvigala.

Strešna konstrukcija atrija je zasnovana kot jeklena konstrukcija s stekleno kritino. Preostala strešna konstrukcija, je zasnovana kot ravna AB streha.

Nadstreški pisarn, nosilni podesti strojne opreme, nadstrešek dovozne klančine so jeklene izvedbe.

Na fasadi objekta so predvideni fotovoltaični paneli, posledično je predviden vzdrževalni jekleni podest, ki je sidran v AB stene in jeklene nosilce nadstreška pisarn.

M: +386 (0)41 314 253
E: marko.markoja@pb-velenje.si

2.3. TEMELJENJE

Pri dimenzioniranju temeljenja smo se posluževali Geološko – geomehanskega poročila s strani podjetja Geotehničine storitve Mitja Mežnar , št. Poročila GP – 40/2022, avtor Mitja Mežnar, univ. dipl. inž. rud. in geotehnol., datum izdelave april 2022, v Šoštanju.

Gradbena jama bo zaščitena s pomočjo zagatnic in pilotnih sten, ki ni del tega projekta!

Temeljenje bo, kot je že omenjeno v točki 2.2, izvedeno na AB temeljni plošči debeline 70 cm. Temeljna plošča se izvede na tamponski podlagi, globine cca. 1m. Na planumu nasutja je potrebno doseči zbitost Evd ≥40MPa.

Ves čas tekom izgradnje objekta je predvideno črpanje podtalne vode.

Za projektno odpornost tal je privzeto 446.7 kN/m2, za tip tal pa "C". Za modul reakcije tal pa 10 MN/m3, kar se tudi preveri ob izkopu.
Pri sami izvedbi je potreben geomehanski nadzor.

Vse mehanske karakteristike tal je potrebno preveriti ob izkopu in se posvetovati z odgovornim projektantom v primeru odstopanj!!!

M: +386 (0)41 314 253
E: marko.markoja@pb-velenje.si

2.4. OBTEŽBE

Objekt je kontroliran na vertikalne in horizontalne obtežbe skladno z EC0, EC1, EC7 in EC8.
Na zahtevo naročnika so bili določeni prostori, ki so namenjeni pisarnam, zaradi eventualne spremembe namembnosti v prihodnosti kontrolirani na povečano spremenljivo koristno obtežbo in sicer iz 3 kN/m2 na 5 kN/m2.
Merodajna horizontalna obtežba je potres a/ag = 0.125. Objekt je bil preverjen s pomočjo multi-modalne analize, katerega poročilo je sestavni del tega dokumenta.

2.5. MATERIALI

Vsi vgrajeni materiali morajo ustrezati veljavnim standardom in predpisom, za kar je odgovoren izvajalec konstrukcije.
Betoni so kvalitete C30/37 in C 25/30 razredi izpostavljenosti so označeni v armaturnih načrtih. Jeklo za armiranje je B 500B. Posebna pozornost je potrebna pri vgradnji protiprebojne armature v temeljni plošči, kjer je predpisan sistem Schöck BOLE.
Projekt betona bo izdelal izbran izvajalec glede na uporabljen material in na svojo tehnologijo, pri čemer mora upoštevati zahteve za odpornost proti soli in mrazu, obrabi in kemijsko agresivnemu okolju ter vodo neprepustnosti (sistem XYPEX).
Armaturno jeklo mora biti vgrajeno po armaturnih načrtih z zahtevano zaščitno plastjo, ter pred vgradnjo ustrezno očiščeno.
Pri izdelavi projekta betona je potrebno posvetiti posebno pozornost na eventualne dodatke betonom (OMO, OSMO), na eventualne zahteve po vidnem betonu ter vodotesnem betonu, načinu vgradnje in transporta glede na velikost armiranobetonskih konstrukcij, ki delujejo kot celota.
Prav tako je potrebna pozornost pri kvalitetni izdelavi opaža, predvsem pri eventualnih zahtevah po nadvišanjih nosilnih armiranobetonskih konstrukcijah.

Konstrukcijsko jeklo je kvalitete S355 J2, vijaki so kvalitete 8.8 in 10.9, zvari so II. kvalitete. Delavniške in PZI načrte jeklene konstrukcije naredi izbrani izvajalec.

Izdelavo in montažo jeklene konstrukcije je potrebno opraviti v skladu s SIST EN 1090-2, zahtevani razred izdelave naj bo EXC2.
Požarna zaščita se izvede v skladu z Načrtom požarne varnosti.
AKZ se izvede v skladu z elaboratom AKZ, ki ga izdela izbrani izvajalec.

M: +386 (0)41 314 253
E: marko.markoja@pb-velenje.si

2.6. IZRAČUN

Celotna konstrukcije je izračunana kot prostorska konstrukcija s pomočjo programa »Tower 8«. Del izpisa je sestavni del te statične presoje faze PZI projekta, celoten izpis je v arhivu izdelovalca te statične presoje (zaradi obsežnosti). Vsi konstruktivni elementi so dimenzionirani skladno z EC1, EC2, EC3, EC4 EC5, EC6, EC7 in EC8.

2.7. ZAKLJUČEK

Kot je omenjeno že v točki 2.5, morajo vsi vgrajeni materiali ustrezati veljavnim standardom in predpisom, za kar je odgovoren izvajalec konstrukcije.
Ni dovoljeno naknadno prebijanje nosilnih elementov brez soglasja odgovornega projektanta konstrukcij.

Velenje, april 24

Marko Markoja u.d.i.g.

M: +386 (0)41 314 253
E: marko.markoja@pb-velenje.si

3. PRILOGE

V nadaljevanju dokumenta so priložene naslednje priloge:

- Statično poročilo statičnega izračuna v programu Tower 8
- Statično poročilo statičnega programa SCIA engineer 24
- Armaturni načrti konstrukcij z izvlečki
- Načrti jeklene strehe z izvlečkom

Vsebina

Osnovni podatki o modelu 2

Vhodni podatki

- Vhodni podatki - Konstrukcija 3
- Vhodni podatki - Obtežba 81

Rezultati

- Modalna analiza 200
- Seizmični preračun 201
- Statični preračun 207
- Dimenzioniranje (beton) 225

Osnovni podatki o modelu

Datoteka:	Techhub torzija zaradi panelov sivi.twp
Datum preračuna:	20.5.2024
Način preračuna:	3D model

- [x] Teorija I-ga reda
- [x] Modalna analiza
- [ ] Stabilnost
- [ ] Teorija II-ga reda
- [x] Seizmični preračun
- [ ] Faze gradnje
- [ ] Nelinearen preračun

Velikost modela

Število vozlišč:	88864
Število ploskovnih elementov:	88952
Število grednih elementov	2760
Število robnih elementov	225462
Število osnovnih obtežnih primerov:	14
Število kombinacij obtežb:	2066

Enote mer

Dolžina:	m [cm,mm]
Sila:	kN
Temperatura:	Celsius

Vhodni podatki - Konstrukcija

Shema nivojev

Naziv	z [m]	h [m]
streha atrij	16.05	2.35
Pl. nad 1.n. višji del	13.70	1.65
pl nad 1.n	12.05	3.90
pl nad medetažo	8.15	3.65
	4.50	0.60
pl nad PR	3.90	3.90
pl nad kl	0.00	0.35
Plošča povozne površine	-0.35	4.30
tp	-4.65	

Tabele materialov

No	Naziv materiala	E[kN/m2]	μ	γ[kN/m3]	α[1/C]	Em[kN/m2]	μm
1	C 30/37	3.300e+7	0.20	25.00	1.000e-5	3.300e+7	0.20
2	C 25/30	3.100e+7	0.20	25.00	1.000e-5	3.100e+7	0.20
3	Jeklo	2.100e+8	0.30	78.50	1.000e-5	2.100e+8	0.30

Seti plošč

No	d[m]	e[m]	Material	Tip preračuna	Ortotropija	E2[kN/m2]	G[kN/m2]	α
<1>	0.350	0.175	1	Tanka plošča	Izotropna			
<3>	0.270	0.135	1	Tanka plošča	Izotropna			
<5>	0.300	0.150	2	Tanka plošča	Izotropna			
<6>	0.550	0.275	2	Tanka plošča	Izotropna			
<7>	0.600	0.300	2	Tanka plošča	Izotropna			
<8>	0.400	0.200	1	Tanka plošča	Izotropna			
<10>	0.700	0.350	2	Tanka plošča	Izotropna			
<13>	0.300	0.150	1	Tanka plošča	Izotropna			
<14>	0.650	0.325	1	Tanka plošča	Izotropna			
<15>	0.450	0.225	1	Tanka plošča	Izotropna			

Seti gred

Set: 4 Prerez: IPBl 700, Fiktivna ekscentričnost

Mat.	A1	A2	A3	I1	I2	I3
3 - Jeklo	2.600e-2	1.165e-2	1.435e-2	5.150e-6	1.218e-4	2.153e-3

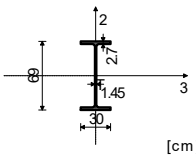

Set: 7 Prerez: b/d=30/65, Fiktivna ekscentričnost

Mat.	A1	A2	A3	I1	I2	I3
2 - C 25/30	1.950e-1	1.625e-1	1.625e-1	4.155e-3	1.463e-3	6.866e-3

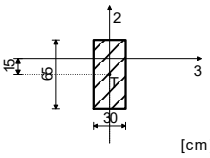

Set: 8 Prerez: b/d=30/30, Fiktivna ekscentričnost

Mat.	A1	A2	A3	I1	I2	I3
2 - C 25/30	9.000e-2	7.500e-2	7.500e-2	1.141e-3	6.750e-4	6.750e-4

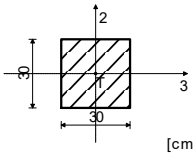

Set: 9 Prerez: b/d=20/20, Fiktivna ekscentričnost

Mat.	A1	A2	A3	I1	I2	I3
2 - C 25/30	4.000e-2	3.333e-2	3.333e-2	2.253e-4	1.333e-4	1.333e-4

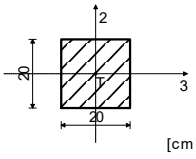

Set: 10 Prerez: b/d=30/30, Fiktivna ekscentričnost

Mat.	A1	A2	A3	I1	I2	I3
2 - C 25/30	9.000e-2	7.500e-2	7.500e-2	1.141e-3	6.750e-4	6.750e-4

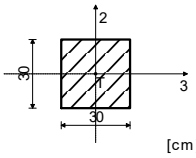

Set: 11 Prerez: D= 168.3x8, Fiktivna ekscentričnost

Mat.	A1	A2	A3	I1	I2	I3
2 - C 25/30	4.029e-3	2.013e-3	2.013e-3	2.593e-5	1.297e-5	1.297e-5

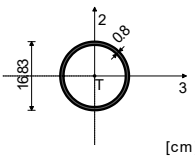

Set: 12 Prerez: b/d=35/30, Fiktivna ekscentričnost

Mat.	A1	A2	A3	I1	I2	I3
2 - C 25/30	1.050e-1	8.750e-2	8.750e-2	1.526e-3	1.072e-3	7.875e-4

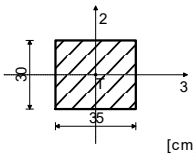

Set: 13 Prerez: b/d=50/30, Fiktivna ekscentričnost

Mat.	A1	A2	A3	I1	I2	I3
2 - C 25/30	1.500e-1	1.250e-1	1.250e-1	2.817e-3	3.125e-3	1.125e-3

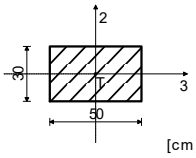

Vhodni podatki - Konstrukcija

Set: 14 Prerez: b/d=60/60, Fiktivna ekscentričnost

Mat.	A1	A2	A3	I1	I2	I3
2 - C 25/30	3.600e-1	3.000e-1	3.000e-1	1.825e-2	1.080e-2	1.080e-2

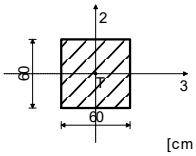

Set: 15 Prerez: b/d=50/50, Fiktivna ekscentričnost

Mat.	A1	A2	A3	I1	I2	I3
2 - C 25/30	2.500e-1	2.083e-1	2.083e-1	8.802e-3	5.208e-3	5.208e-3

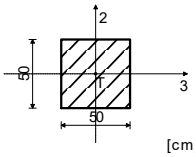

Set: 16 Prerez: b/d=40/50, Fiktivna ekscentričnost

Mat.	A1	A2	A3	I1	I2	I3
2 - C 25/30	2.000e-1	1.667e-1	1.667e-1	5.474e-3	2.667e-3	4.167e-3

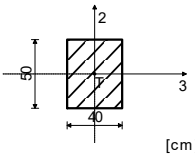

Set: 19 Prerez: IPBl 280, Fiktivna ekscentričnost

Mat.	A1	A2	A3	I1	I2	I3
3 - Jeklo	9.730e-3	3.178e-3	6.552e-3	6.240e-7	4.760e-5	1.367e-4

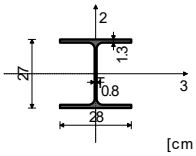

Set: 20 Prerez: b/d=55/75, Fiktivna ekscentričnost

Mat.	A1	A2	A3	I1	I2	I3
2 - C 25/30	4.125e-1	3.438e-1	3.438e-1	2.284e-2	1.040e-2	1.934e-2

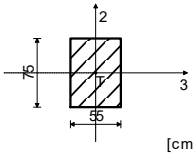

Set: 21 Prerez: IPBl 550, Fiktivna ekscentričnost

Mat.	A1	A2	A3	I1	I2	I3
3 - Jeklo	2.120e-2	8.396e-3	1.280e-2	3.530e-6	1.082e-4	1.119e-3

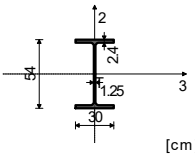

Set: 23 Prerez: b/d=30/50, Fiktivna ekscentričnost

Mat.	A1	A2	A3	I1	I2	I3
2 - C 25/30	1.500e-1	1.250e-1	1.250e-1	2.817e-3	1.125e-3	3.125e-3

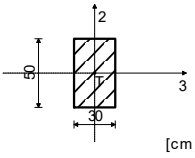

Set: 24 Prerez: IPBl 160, Fiktivna ekscentričnost

Mat.	A1	A2	A3	I1	I2	I3
3 - Jeklo	3.880e-3	2.556e-3	1.324e-3	1.230e-7	1.670e-5	6.160e-6

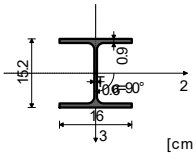

Set: 27 Prerez: HOP [] 60x60x5, Prosta palica, Fiktivna ekscentričnost

Mat.	A1	A2	A3	I1	I2	I3
3 - Jeklo	1.036e-3	6.000e-4	6.000e-4	8.556e-7	5.049e-7	5.049e-7

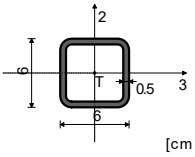

Set: 28 Prerez: IPBl 700, Fiktivna ekscentričnost

Mat.	A1	A2	A3	I1	I2	I3
3 - Jeklo	2.600e-2	1.435e-2	1.165e-2	5.150e-6	2.153e-3	1.218e-4

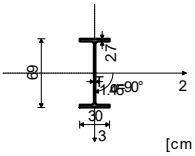

Vhodni podatki - Konstrukcija

Set: 29 Prerez: HOP [] 220x140x5, Fiktivna ekscentričnost

Mat.	A1	A2	A3	I1	I2	I3
3 - Jeklo	3.436e-3	2.200e-3	1.400e-3	2.444e-5	1.154e-5	2.313e-5

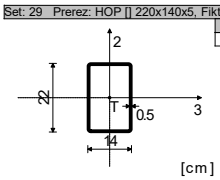

Set: 30 Prerez: HOP [] 90x90x5, Prosta palica, Fiktivna ekscentričnost

Mat.	A1	A2	A3	I1	I2	I3
3 - Jeklo	1.636e-3	9.000e-4	9.000e-4	3.149e-6	1.848e-6	1.848e-6

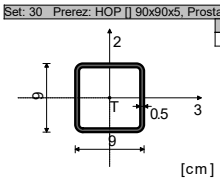

Set: 31 Prerez: IPBl 160, Fiktivna ekscentričnost

Mat.	A1	A2	A3	I1	I2	I3
3 - Jeklo	3.880e-3	1.324e-3	2.556e-3	1.230e-7	6.160e-6	1.670e-5

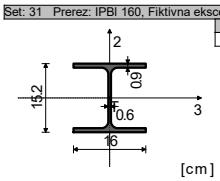

Set: 33 Prerez: HOP [] 100x100x5, Prosta palica, Fiktivna ekscentričnost

Mat.	A1	A2	A3	I1	I2	I3
3 - Jeklo	1.836e-3	1.000e-3	1.000e-3	4.390e-6	2.618e-6	2.618e-6

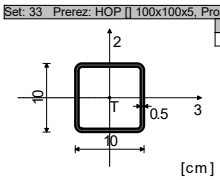

Set: 34 Prerez: HOP [] 120x120x5, Prosta palica, Fiktivna ekscentričnost

Mat.	A1	A2	A3	I1	I2	I3
3 - Jeklo	2.236e-3	1.200e-3	1.200e-3	7.766e-6	4.855e-6	4.855e-6

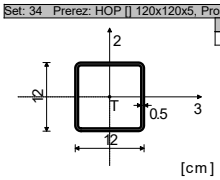

Set: 36 Prerez: b/d=30/70, Fiktivna ekscentričnost

Mat.	A1	A2	A3	I1	I2	I3
2 - C 25/30	2.100e-1	1.750e-1	1.750e-1	4.604e-3	1.575e-3	8.575e-3

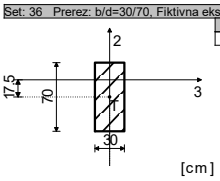

Set: 37 Prerez: b/d=30/80, Fiktivna ekscentričnost

Mat.	A1	A2	A3	I1	I2	I3
2 - C 25/30	2.400e-1	2.000e-1	2.000e-1	5.502e-3	1.800e-3	1.280e-2

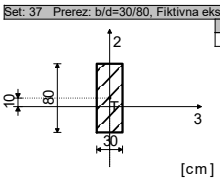

Set: 39 Prerez: b/d=20/90, Fiktivna ekscentričnost

Mat.	A1	A2	A3	I1	I2	I3
2 - C 25/30	1.800e-1	1.500e-1	1.500e-1	2.064e-3	6.000e-4	1.215e-2

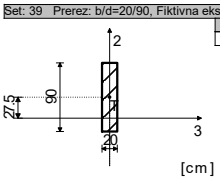

Set: 40 Prerez: b/d=30/95, Fiktivna ekscentričnost

Mat.	A1	A2	A3	I1	I2	I3
2 - C 25/30	2.850e-1	2.375e-1	2.375e-1	6.850e-3	2.138e-3	2.143e-2

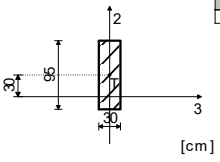

Set: 41 Prerez: b/d=30/95, Fiktivna ekscentričnost

Mat.	A1	A2	A3	I1	I2	I3
2 - C 25/30	2.850e-1	2.375e-1	2.375e-1	6.850e-3	2.138e-3	2.143e-2

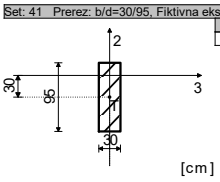

Vhodni podatki - Konstrukcija

Set: 42 Prerez: b/d=30/80, Fiktivna ekscentričnost

Mat.	A1	A2	A3	I1	I2	I3
2 - C 25/30	2.400e-1	2.000e-1	2.000e-1	5.502e-3	1.800e-3	1.280e-2

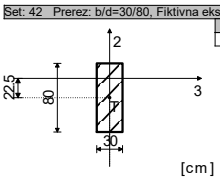

Set: 43 Prerez: b/d=30/90, Fiktivna ekscentričnost

Mat.	A1	A2	A3	I1	I2	I3
2 - C 25/30	2.700e-1	2.250e-1	2.250e-1	6.401e-3	2.025e-3	1.823e-2

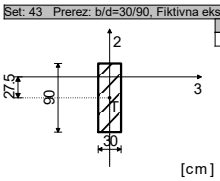

Set: 44 Prerez: b/d=30/70, Fiktivna ekscentričnost

Mat.	A1	A2	A3	I1	I2	I3
2 - C 25/30	2.100e-1	1.750e-1	1.750e-1	4.604e-3	1.575e-3	8.575e-3

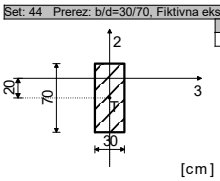

Set: 45 Prerez: b/d=30/65, Fiktivna ekscentričnost

Mat.	A1	A2	A3	I1	I2	I3
2 - C 25/30	1.950e-1	1.625e-1	1.625e-1	4.155e-3	1.463e-3	6.866e-3

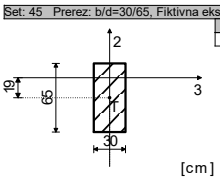

Set: 46 Prerez: b/d=30/70, Fiktivna ekscentričnost

Mat.	A1	A2	A3	I1	I2	I3
2 - C 25/30	2.100e-1	1.750e-1	1.750e-1	4.604e-3	1.575e-3	8.575e-3

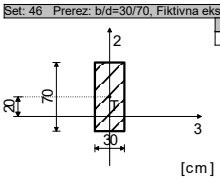

Set: 47 Prerez: b/d=30/60, Fiktivna ekscentričnost

Mat.	A1	A2	A3	I1	I2	I3
2 - C 25/30	1.800e-1	1.500e-1	1.500e-1	3.708e-3	1.350e-3	5.400e-3

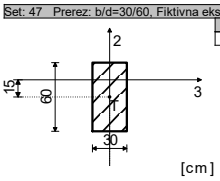

Set: 48 Prerez: b/d=45/30, Fiktivna ekscentričnost

Mat.	A1	A2	A3	I1	I2	I3
2 - C 25/30	1.350e-1	1.125e-1	1.125e-1	2.377e-3	2.278e-3	1.012e-3

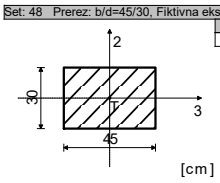

Set: 49 Prerez: b/d=30/50, Fiktivna ekscentričnost

Mat.	A1	A2	A3	I1	I2	I3
2 - C 25/30	1.500e-1	1.250e-1	1.250e-1	2.817e-3	1.125e-3	3.125e-3

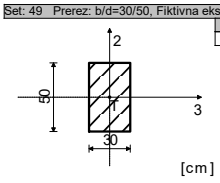

Set: 50 Prerez: b/d=30/60, Fiktivna ekscentričnost

Mat.	A1	A2	A3	I1	I2	I3
2 - C 25/30	1.800e-1	1.500e-1	1.500e-1	3.708e-3	1.350e-3	5.400e-3

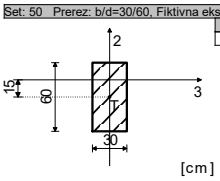

Set: 51 Prerez: IPBl 120, Fiktivna ekscentričnost

Mat.	A1	A2	A3	I1	I2	I3
3 - Jeklo	2.530e-3	8.420e-4	1.688e-3	6.020e-8	2.310e-6	6.060e-6

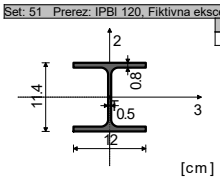

Vhodni podatki - Konstrukcija

Set: 52 Prerez: HOP [] 50x50x4, Prosta palica, Fiktivna ekscentričnost

Mat.	A1	A2	A3	I1	I2	I3
3 - Jeklo	6.950e-4	4.000e-4	4.000e-4	4.005e-7	2.170e-7	2.170e-7

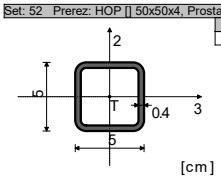

Set: 53 Prerez: HOP [] 100x100x5, Fiktivna ekscentričnost

Mat.	A1	A2	A3	I1	I2	I3
3 - Jeklo	1.836e-3	1.000e-3	1.000e-3	4.390e-6	2.618e-6	2.618e-6

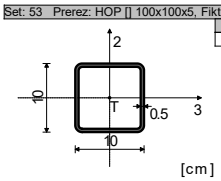

Set: 54 Prerez: IPBl 700, Fiktivna ekscentričnost

Mat.	A1	A2	A3	I1	I2	I3
3 - Jeklo	2.600e-2	1.433e-2	1.167e-2	5.150e-6	2.136e-3	1.391e-4

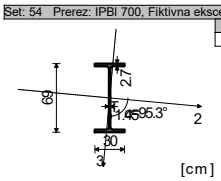

Set: 56 Prerez: IPBl 180, Fiktivna ekscentričnost

Mat.	A1	A2	A3	I1	I2	I3
3 - Jeklo	4.530e-3	1.452e-3	3.078e-3	1.490e-7	9.250e-6	2.510e-5

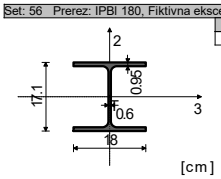

Set: 57 Prerez: IPBl 180, Fiktivna ekscentričnost

Mat.	A1	A2	A3	I1	I2	I3
3 - Jeklo	4.530e-3	1.466e-3	3.064e-3	1.490e-7	9.385e-6	2.496e-5

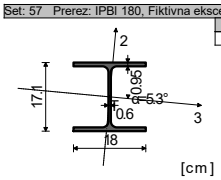

Seti površinskih podpor

Set	K,R1	K,R2	K,R3
1	7.500e+3	7.500e+3	1.000e+4

Vhodni podatki - Konstrukcija

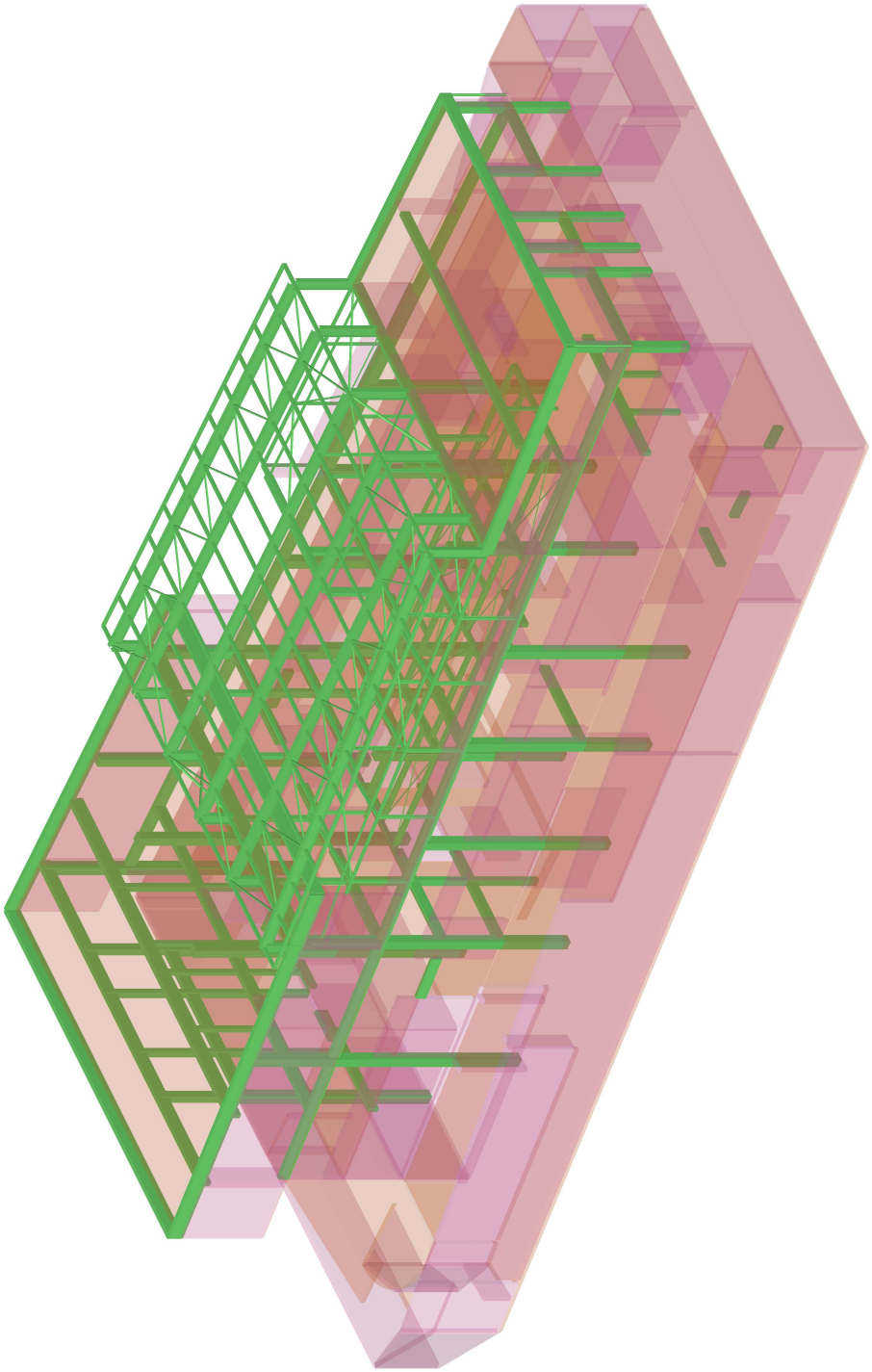

Izometrija

Vhodni podatki - Konstrukcija

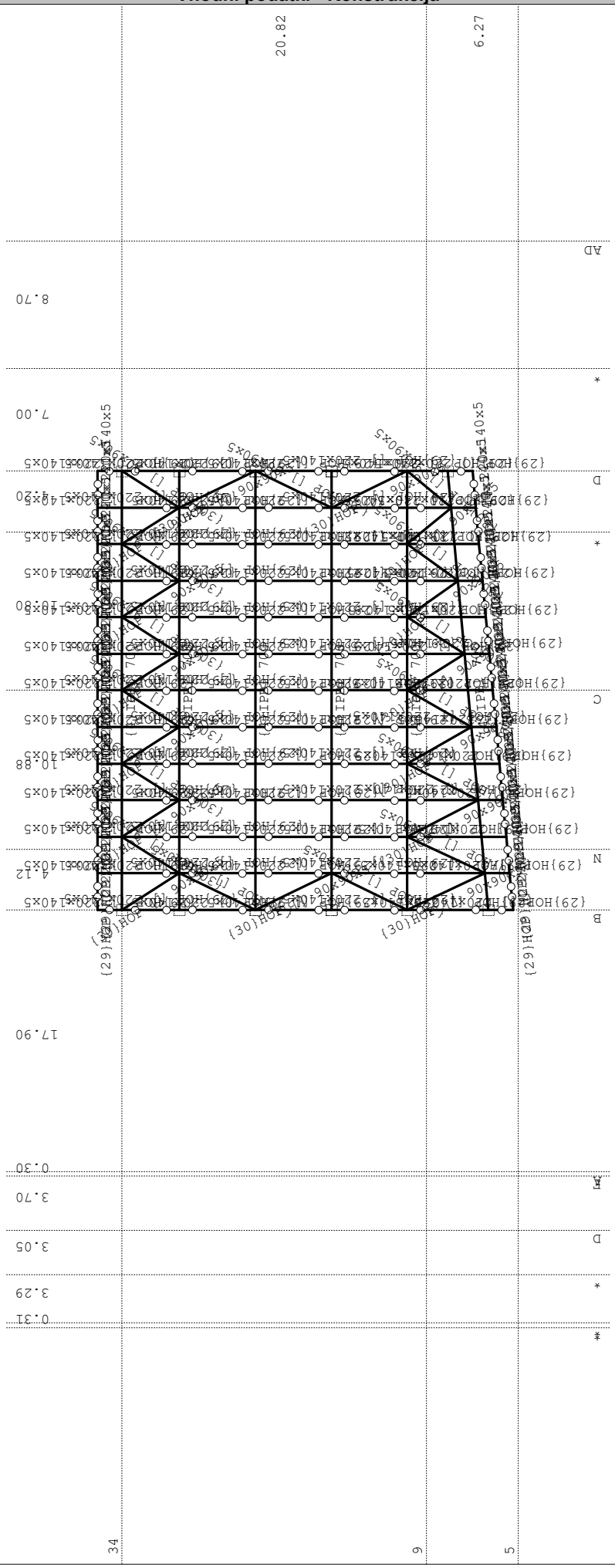

Nivo: streha atrij [16.05 m]

Vhodni podatki - Konstrukcija

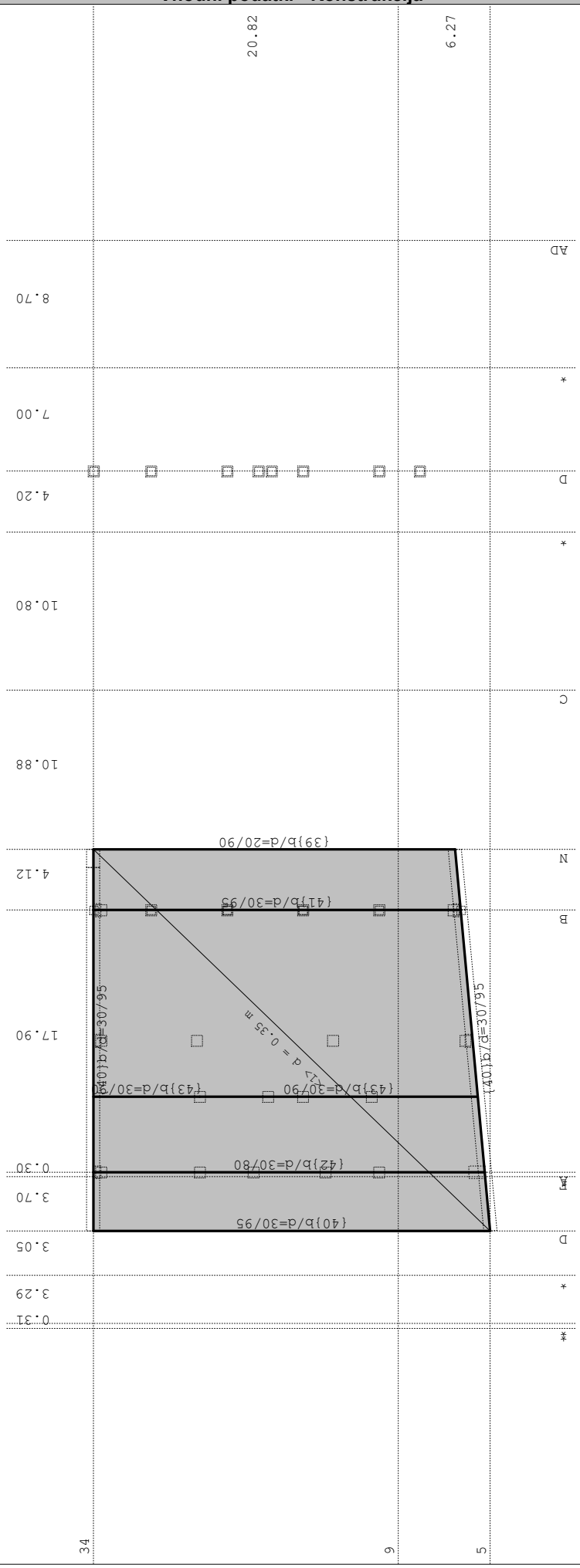

Nivo: Pl. nad 1.n. višji del [13.70 m]

Vhodni podatki - Konstrukcija

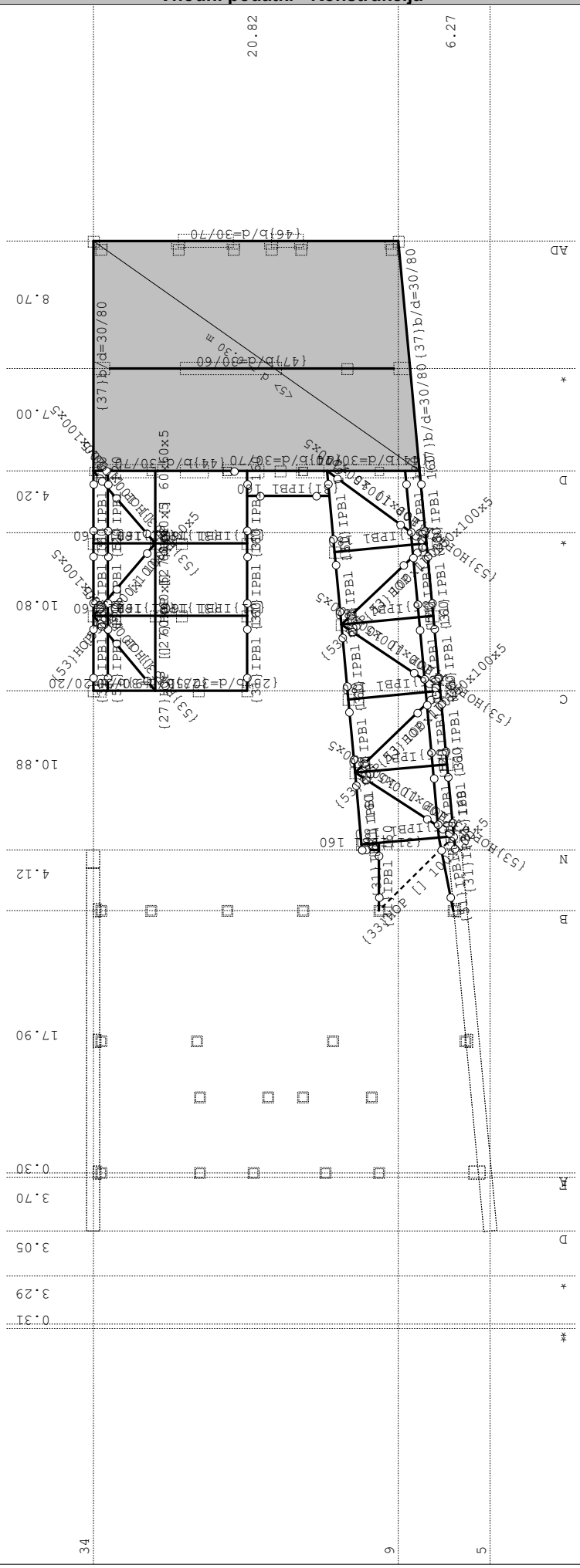

Nivo: pl nad 1.n [12.05 m]

Vhodni podatki - Konstrukcija

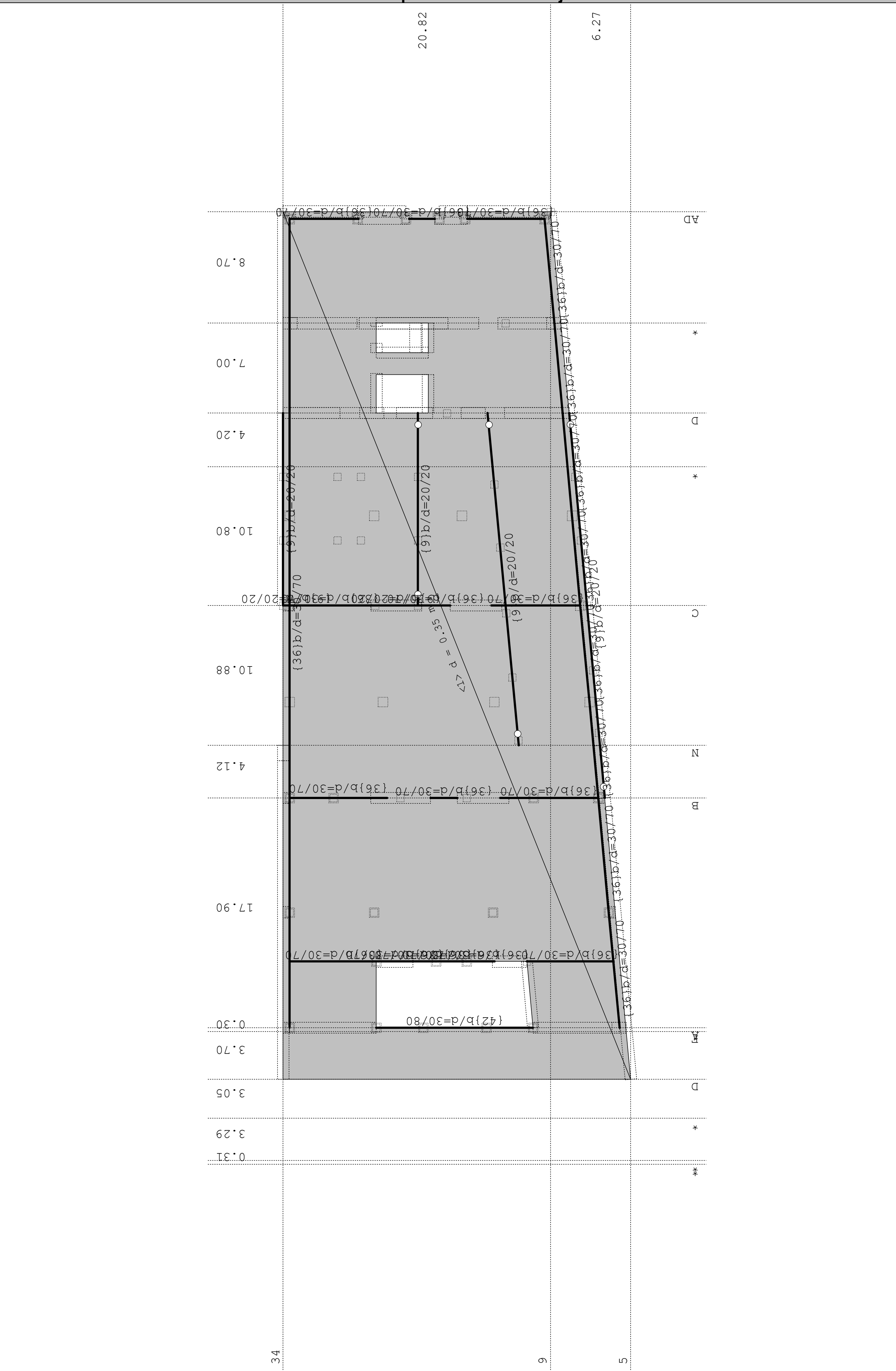

Nivo: pl nad medetažo [8.15 m]

Vhodni podatki - Konstrukcija

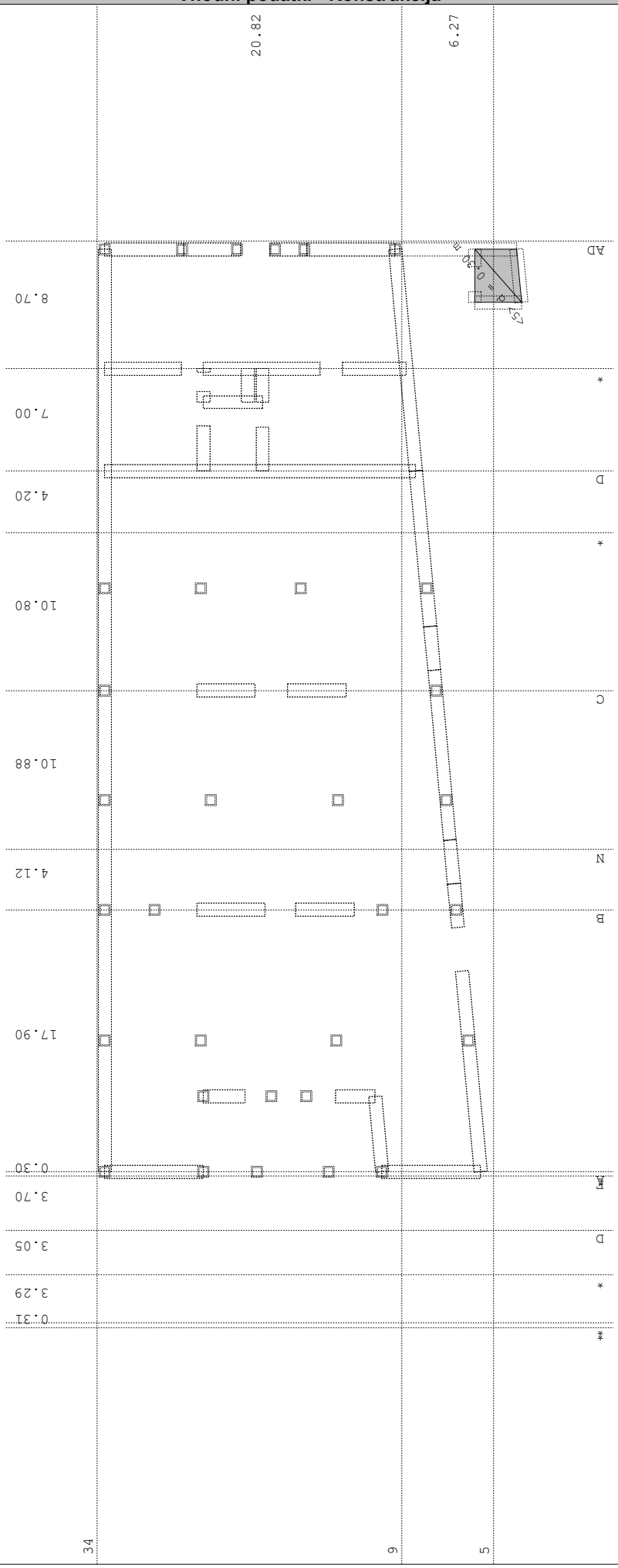

Nivo: [4.50 m]

Vhodni podatki - Konstrukcija

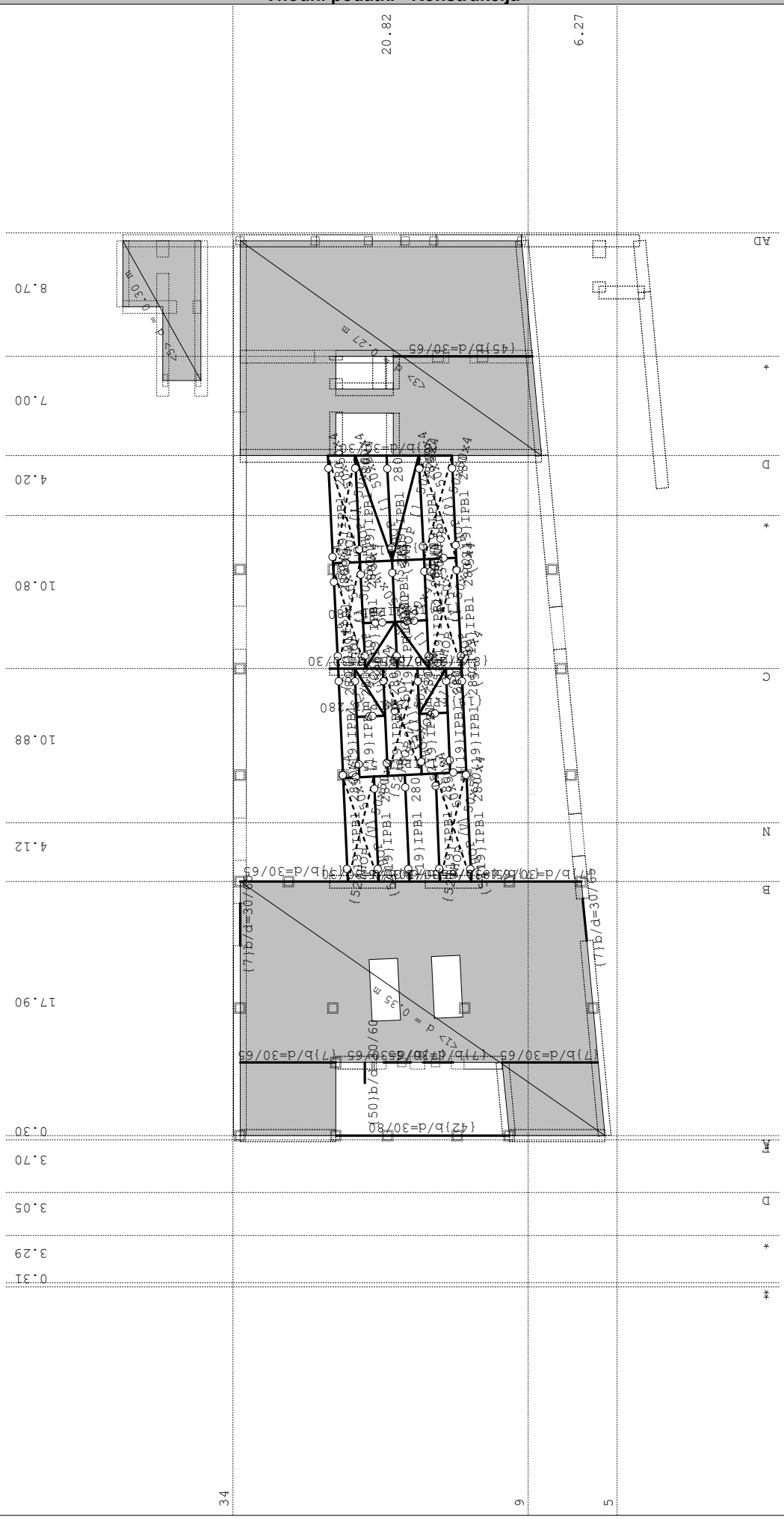

Nivo: pl nad PR [3.90 m]

Vhodni podatki - Konstrukcija

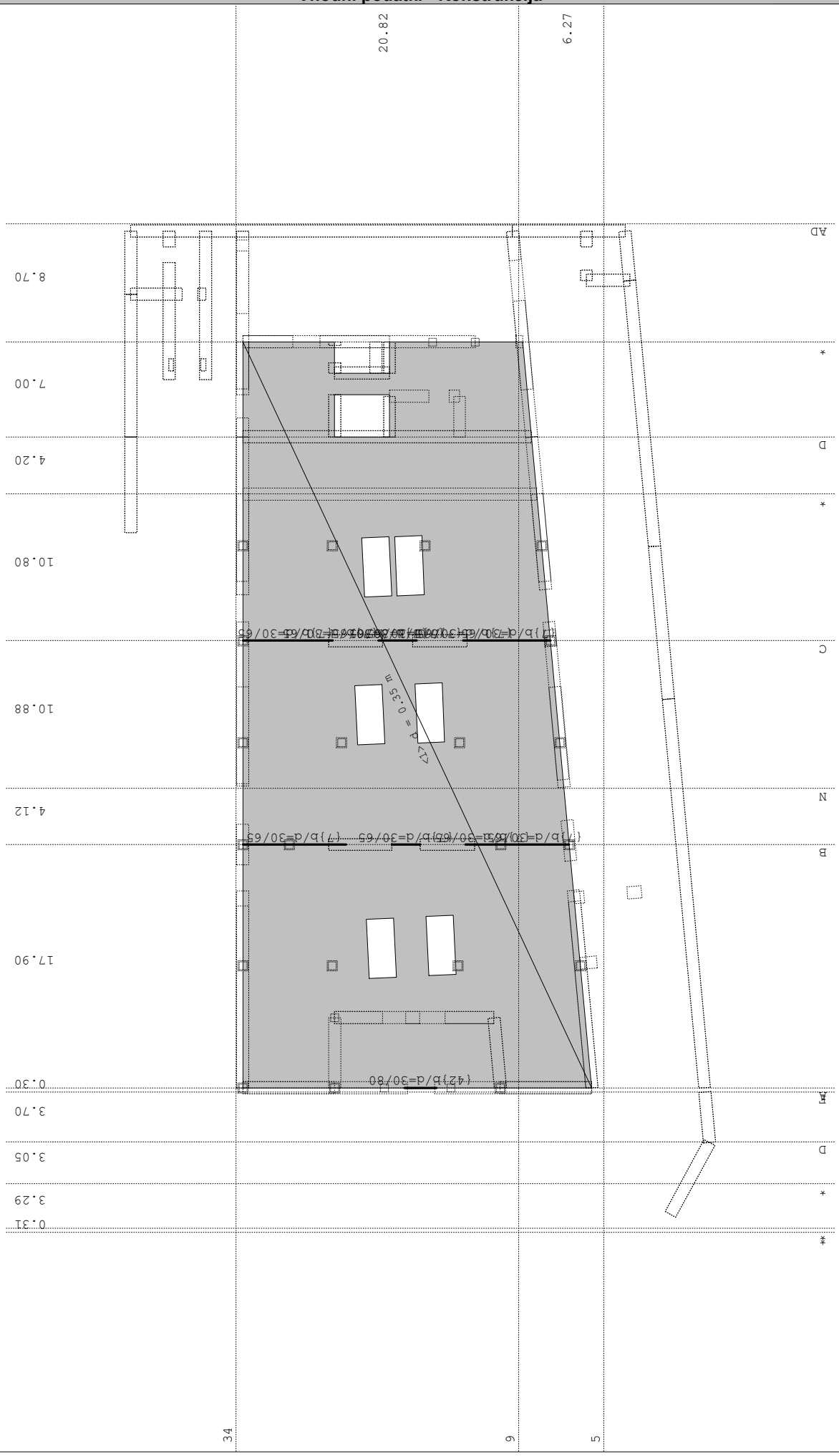

Nivo: pl nad kl [0.00 m]

Vhodni podatki - Konstrukcija

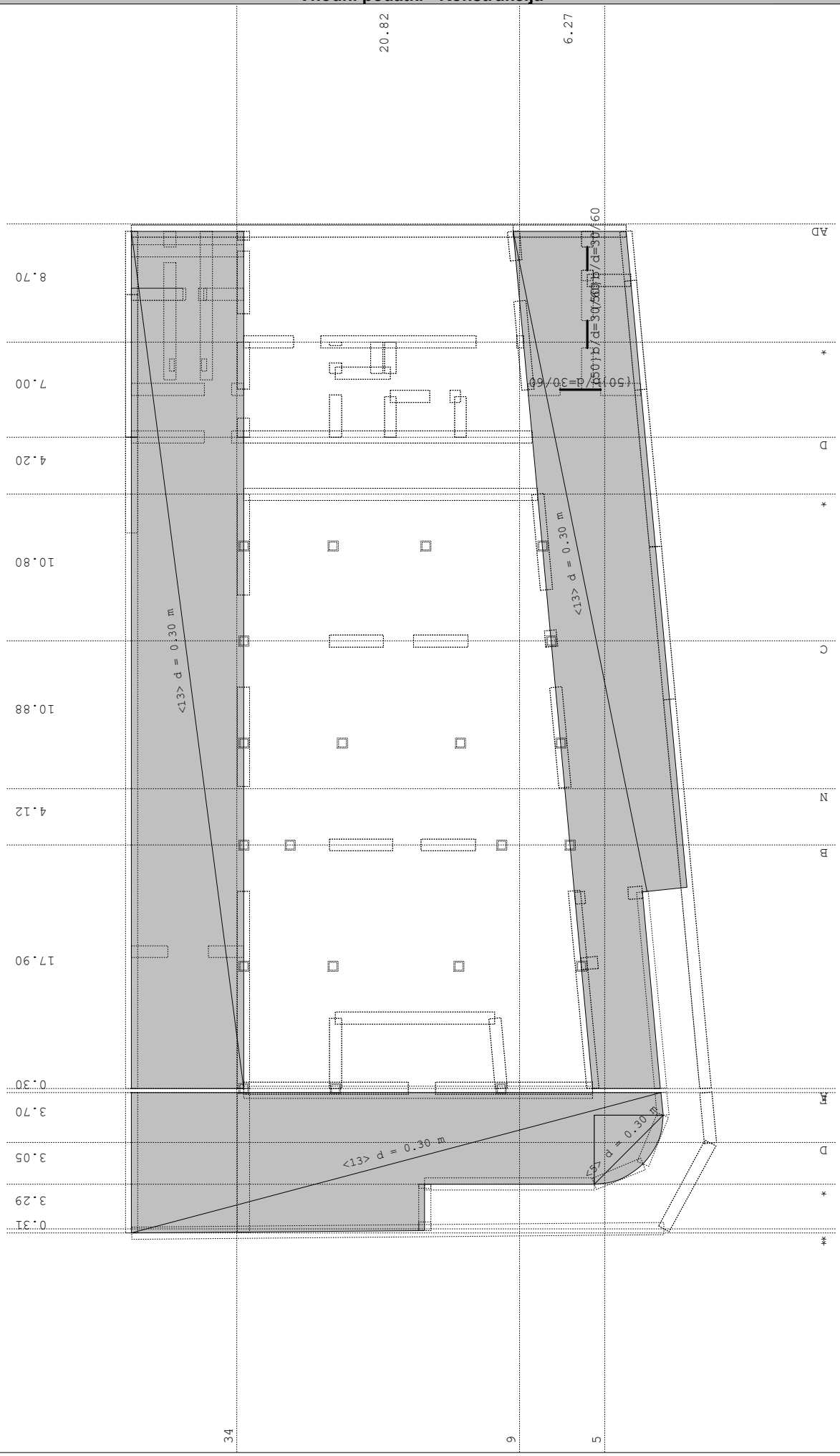

Nivo: Plošča povozne površine [-0.35 m]

Vhodni podatki - Konstrukcija

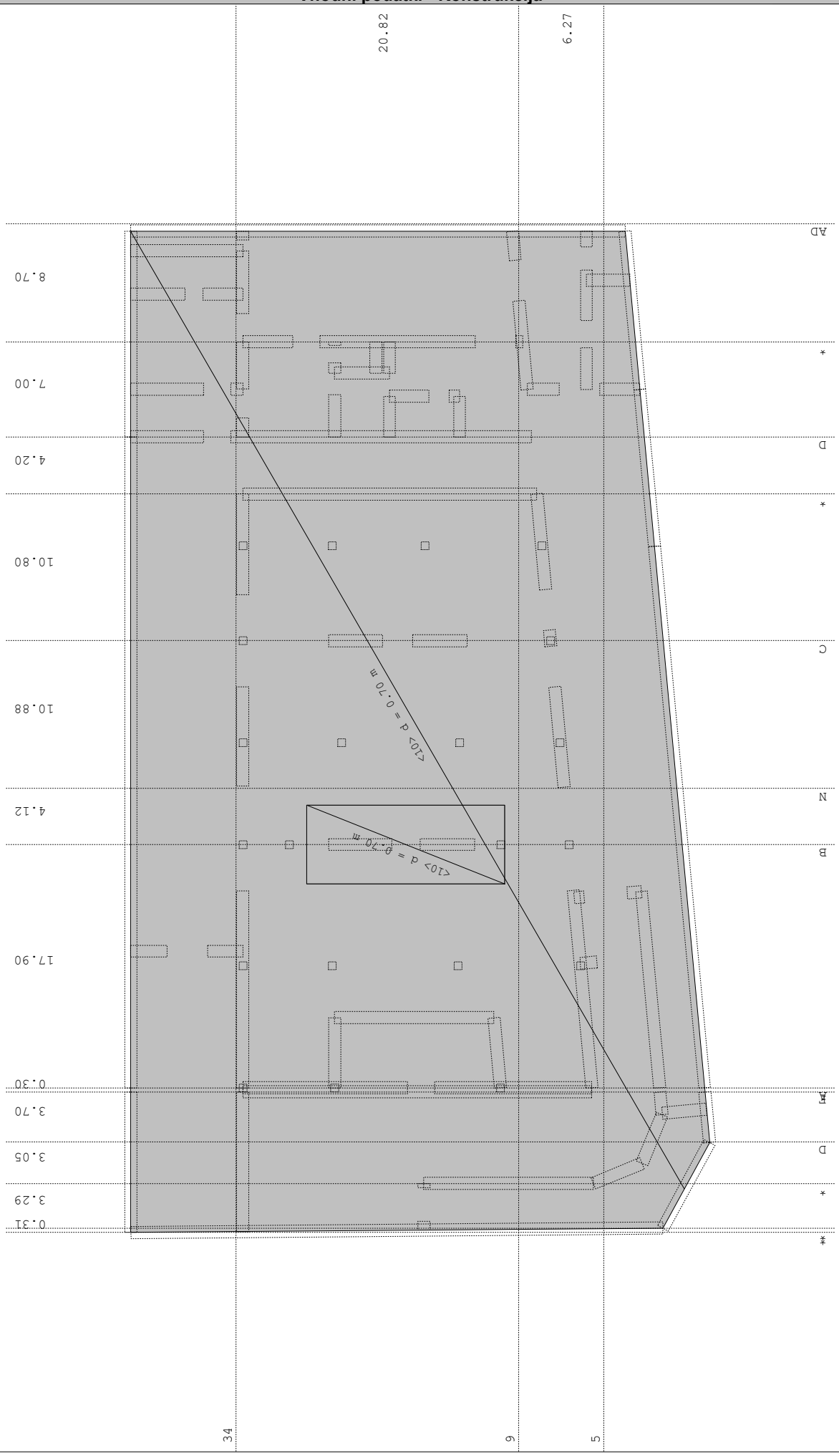

Nivo: tp [-4.65 m]

Vhodni podatki - Konstrukcija

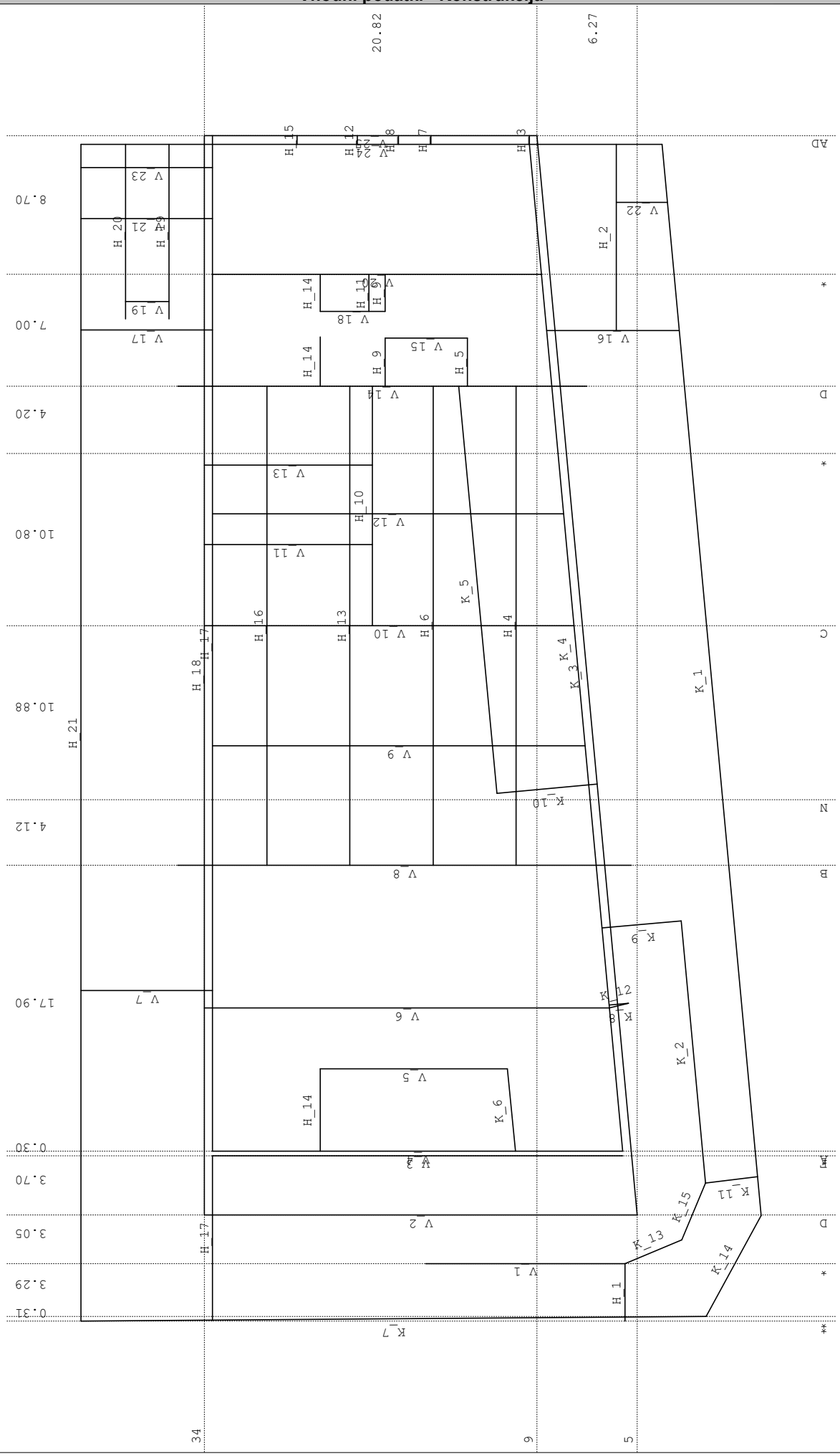

Dispozicija okvirjev

Vhodni podatki - Konstrukcija

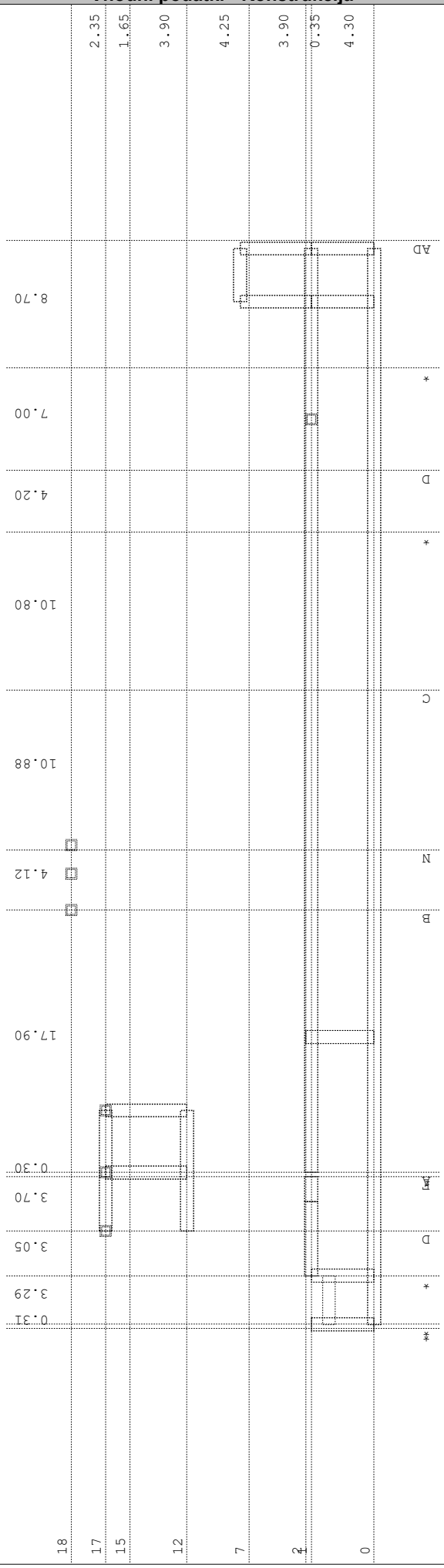

Okvir: H_1

Vhodni podatki - Konstrukcija

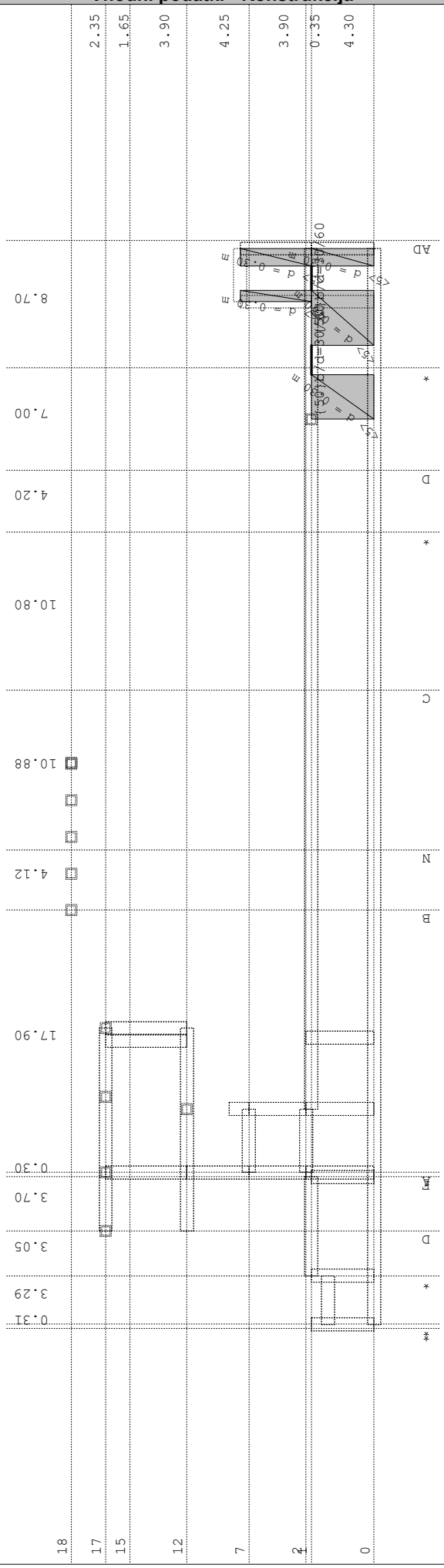

Okvir: H_2

Vhodni podatki - Konstrukcija

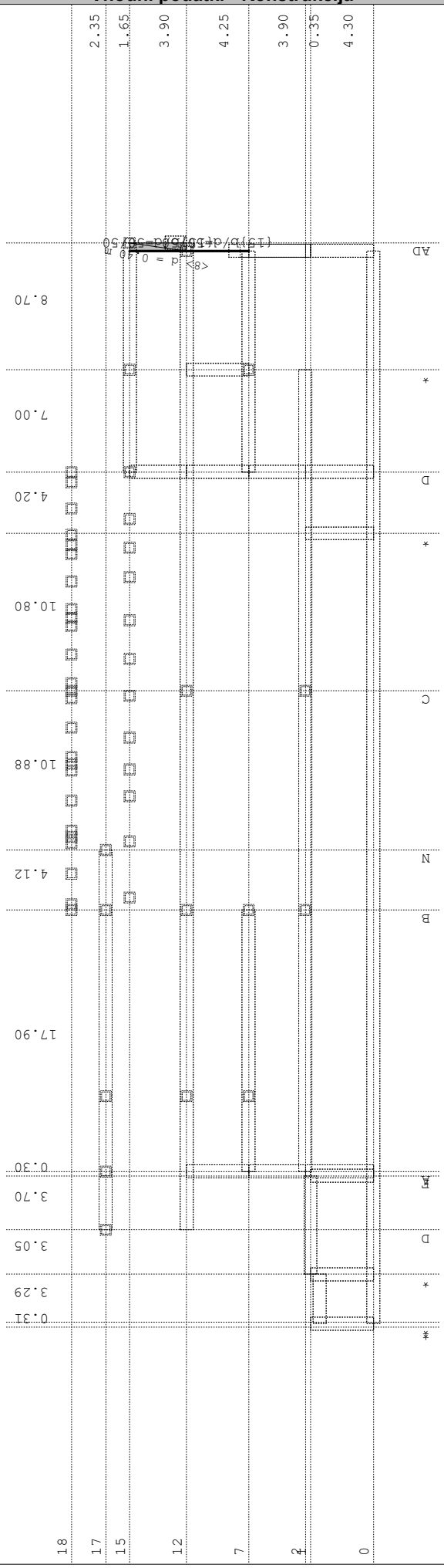

Okvir: H_3

Vhodni podatki - Konstrukcija

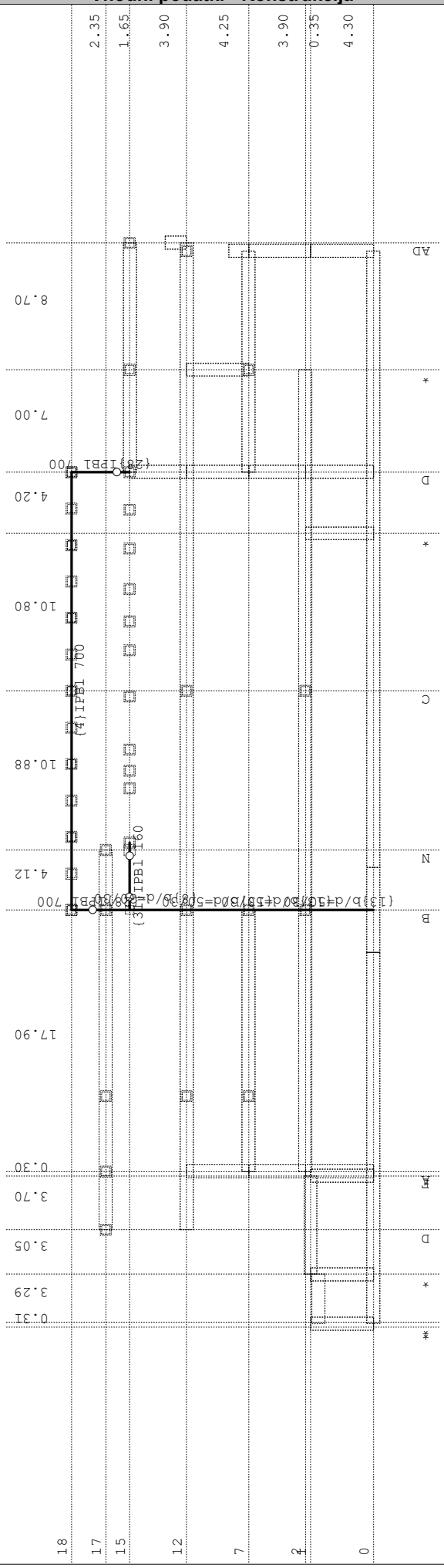

Okvir: H_4

Vhodni podatki - Konstrukcija

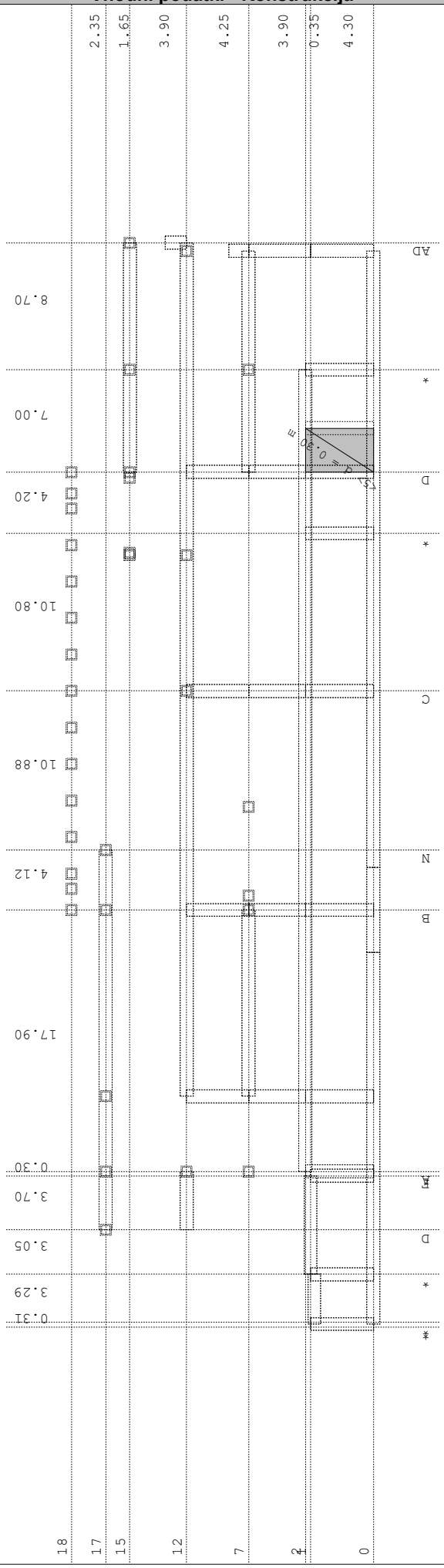

Okvir: H_5

Vhodni podatki - Konstrukcija

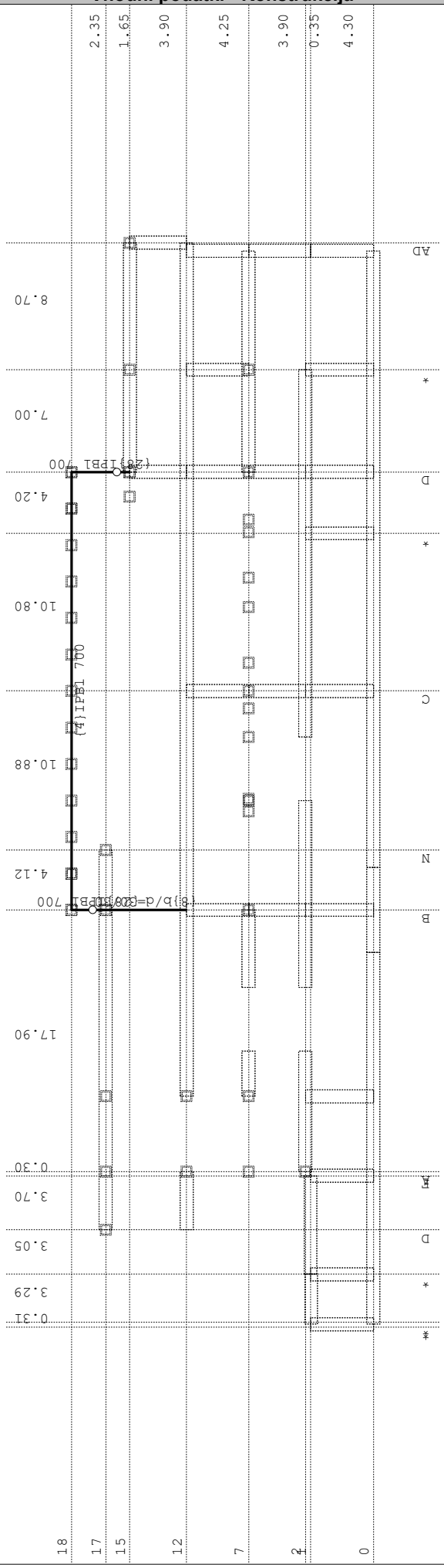

Okvir: H_6

Vhodni podatki - Konstrukcija

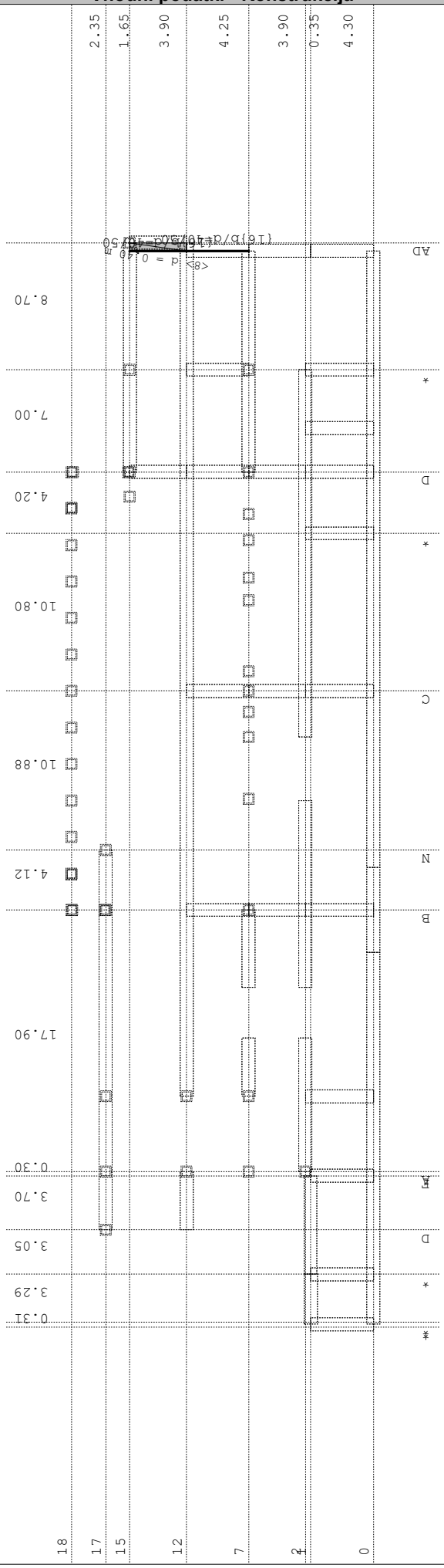

Okvir: H_7

Vhodni podatki - Konstrukcija

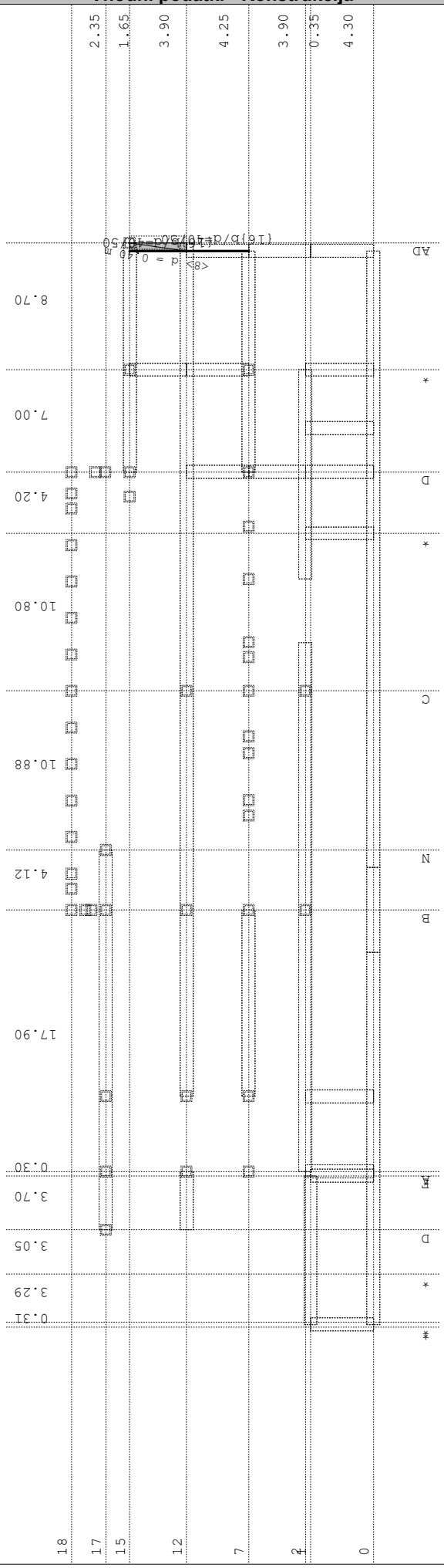

Okvir: H_8

Vhodni podatki - Konstrukcija

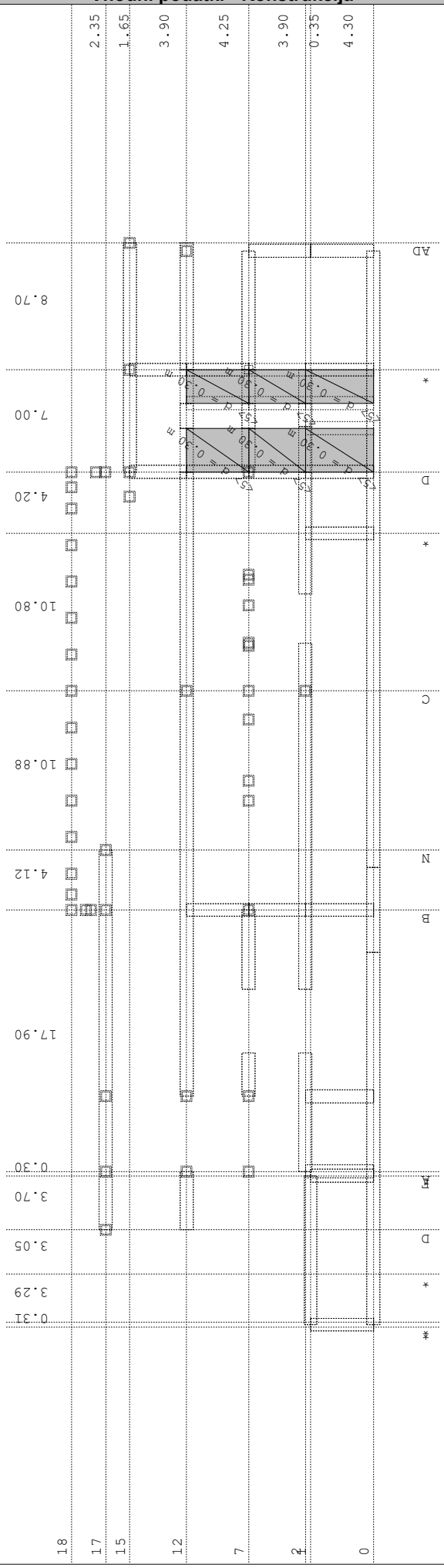

Okvir: H_9

Vhodni podatki - Konstrukcija

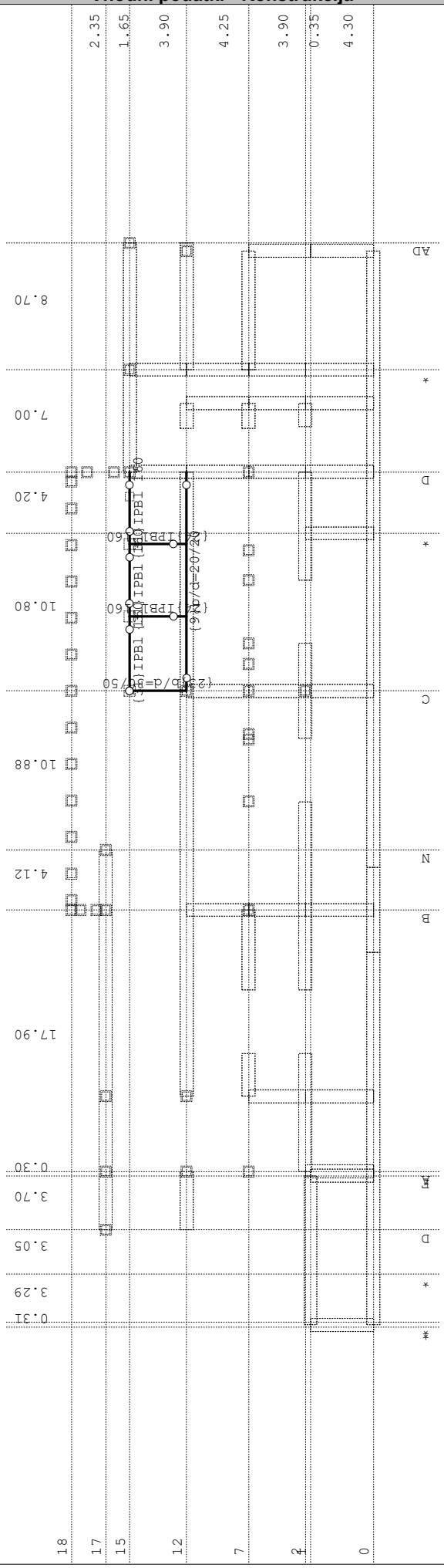

Okvir: H_10

Vhodni podatki - Konstrukcija

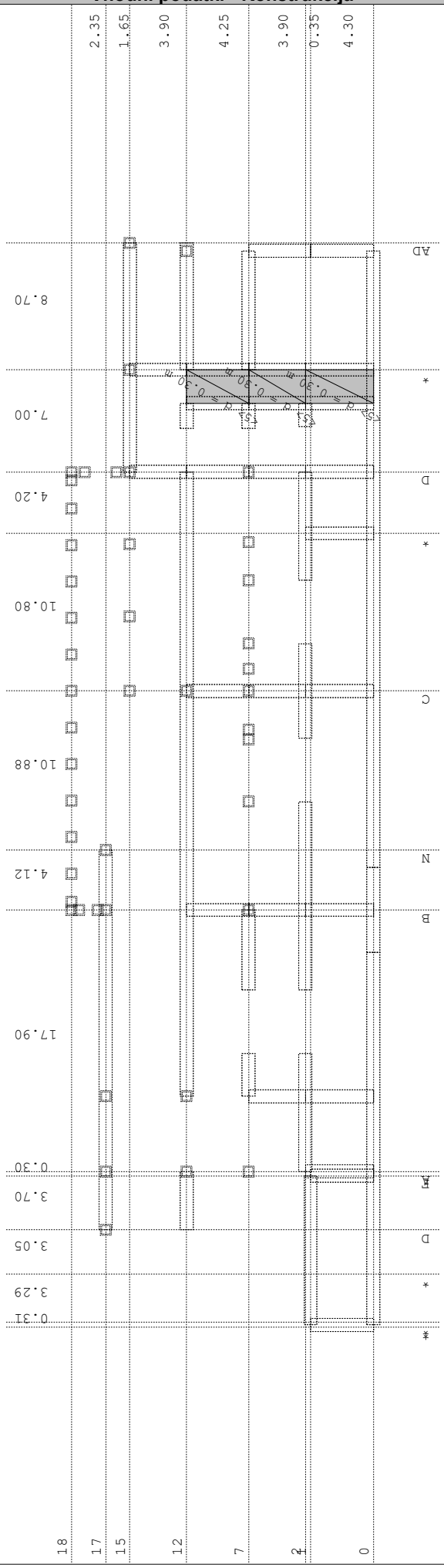

Okvir: H_11

Vhodni podatki - Konstrukcija

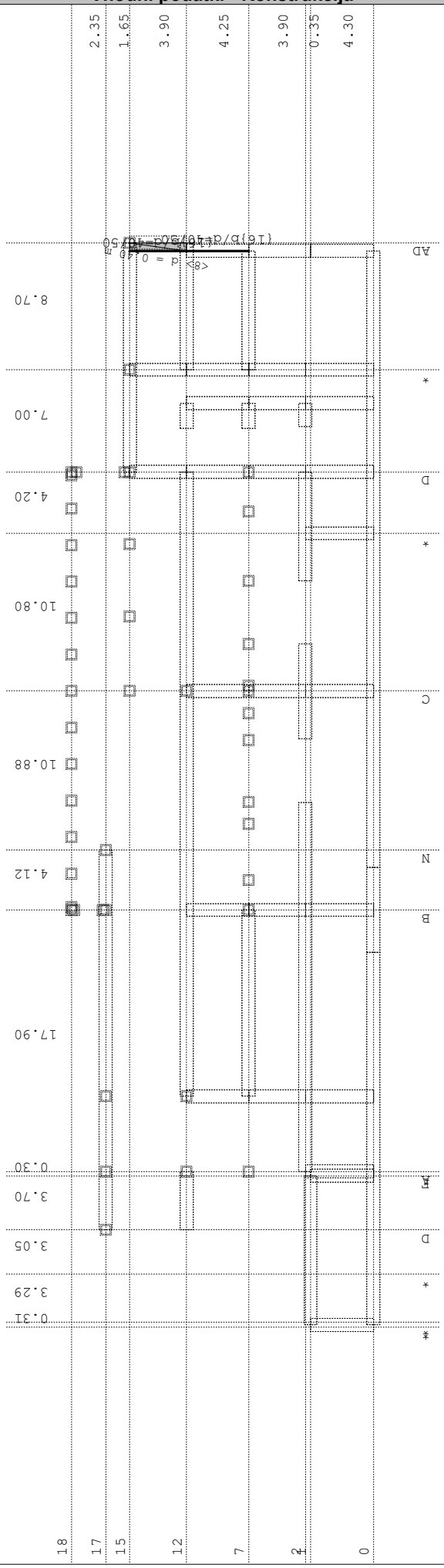

Okvir: H_12

Vhodni podatki - Konstrukcija

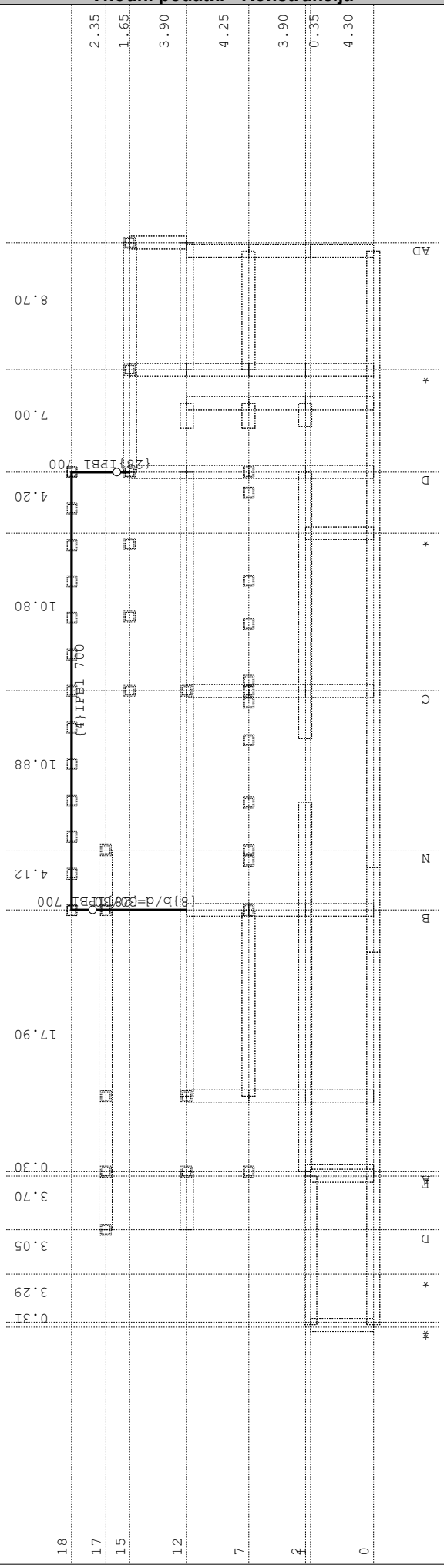

Okvir: H_13

Vhodni podatki - Konstrukcija

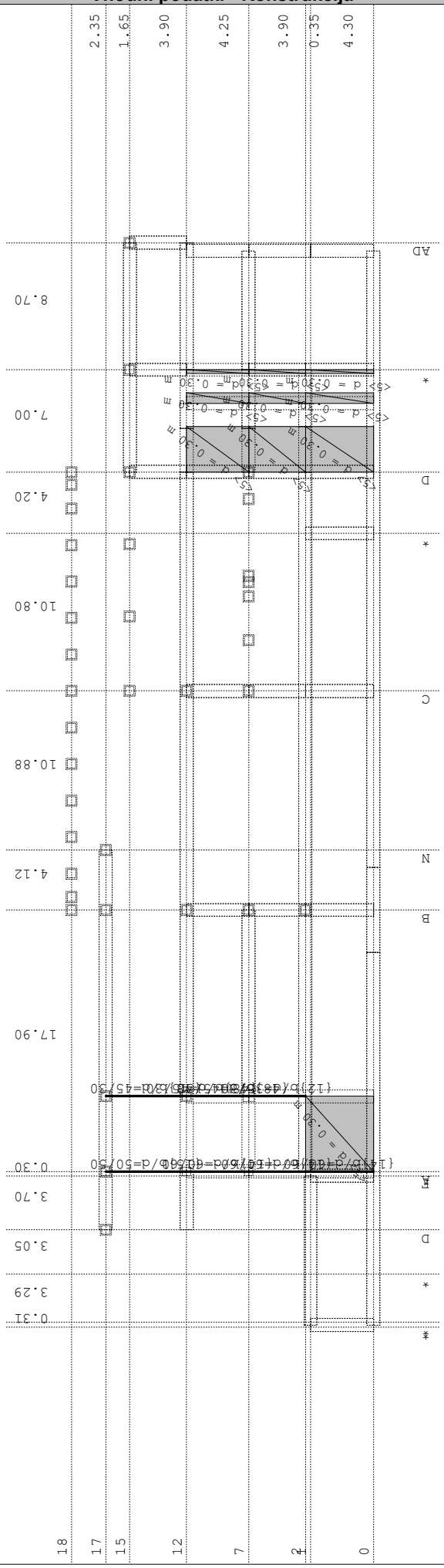

Okvir: H_14

Vhodni podatki - Konstrukcija

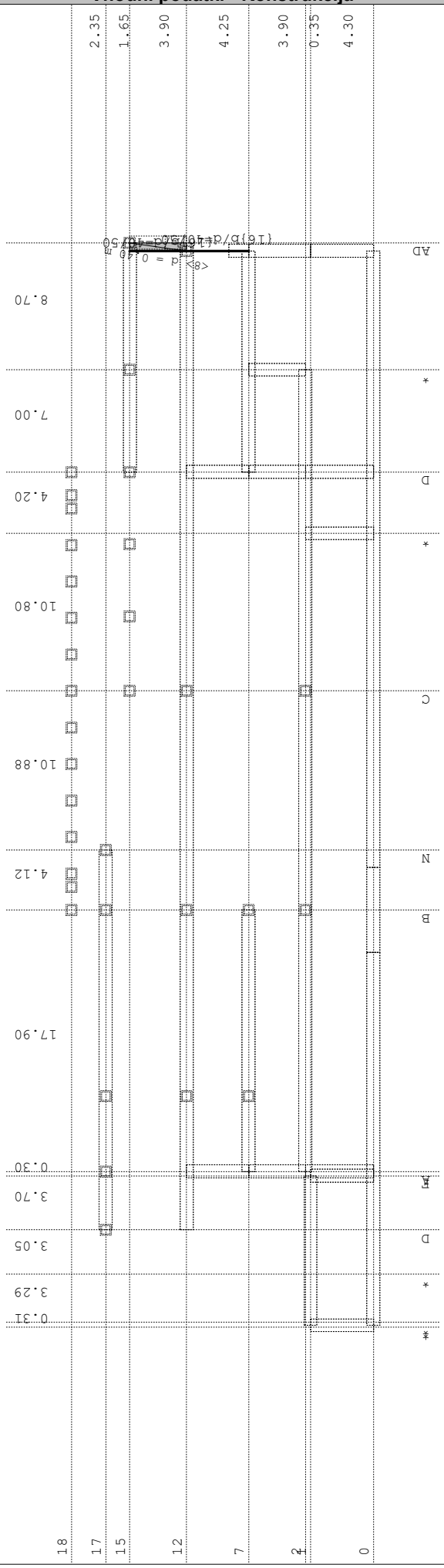

Okvir: H_15

Vhodni podatki - Konstrukcija

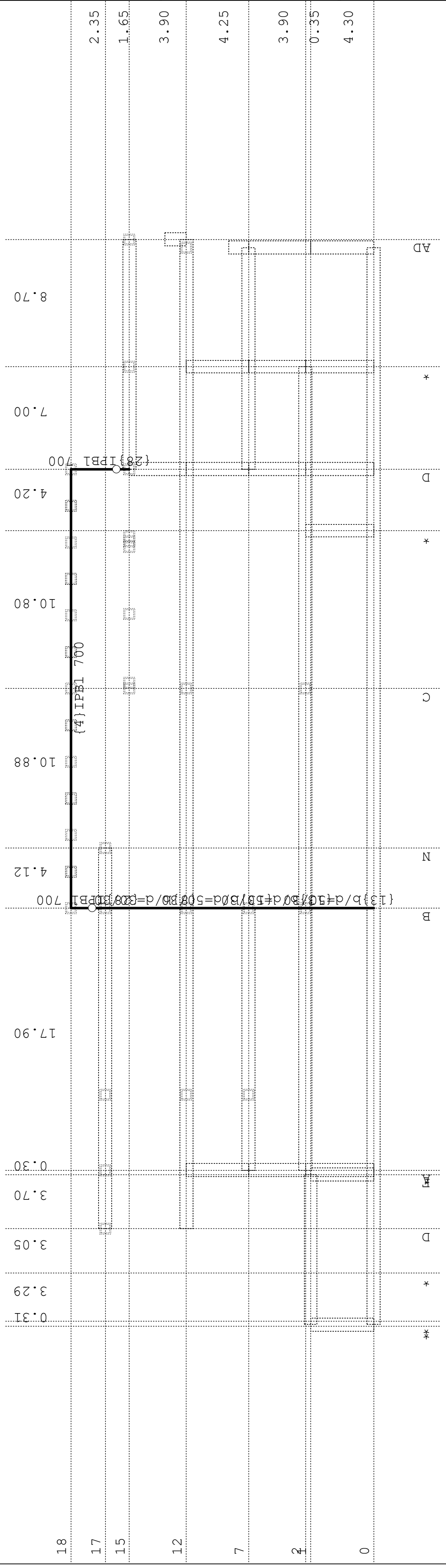

Okvir: H_16

Vhodni podatki - Konstrukcija

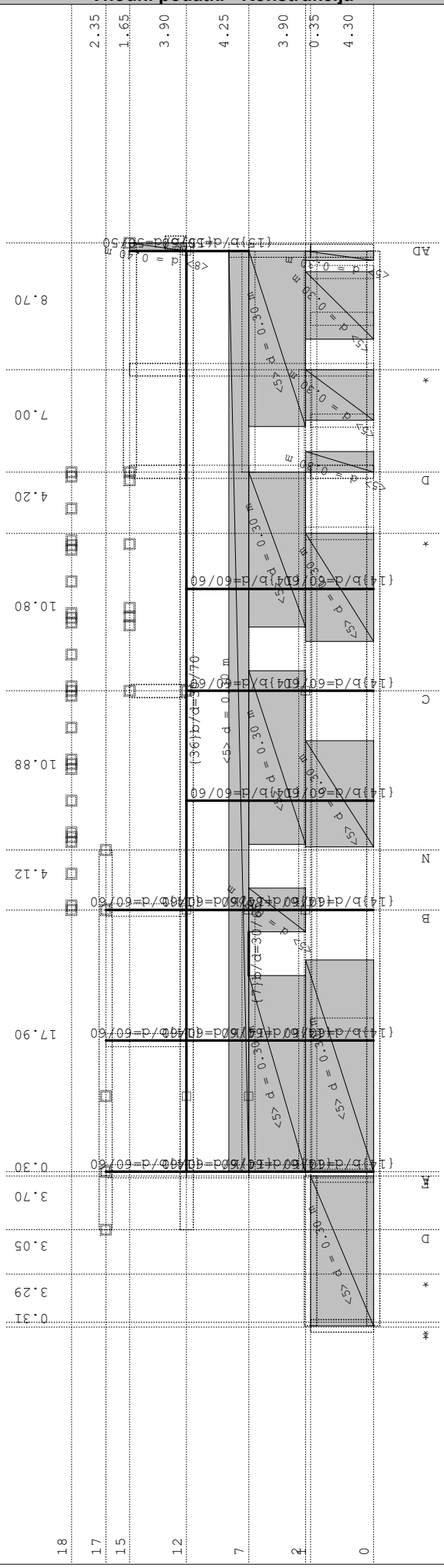

Okvir: H_17

Vhodni podatki - Konstrukcija

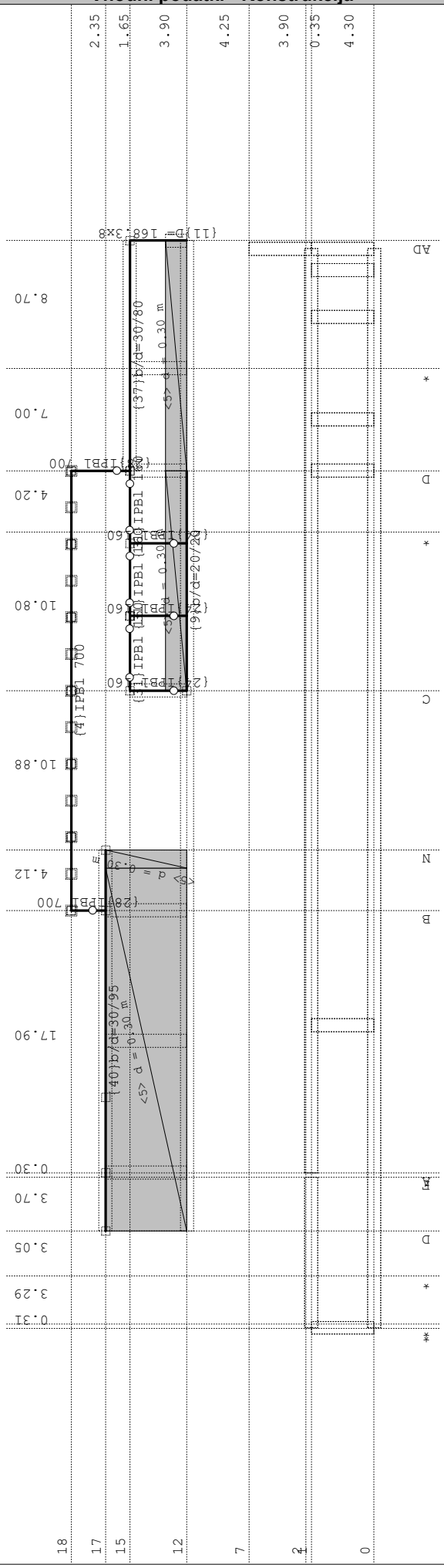

Okvir: H_18

Vhodni podatki - Konstrukcija

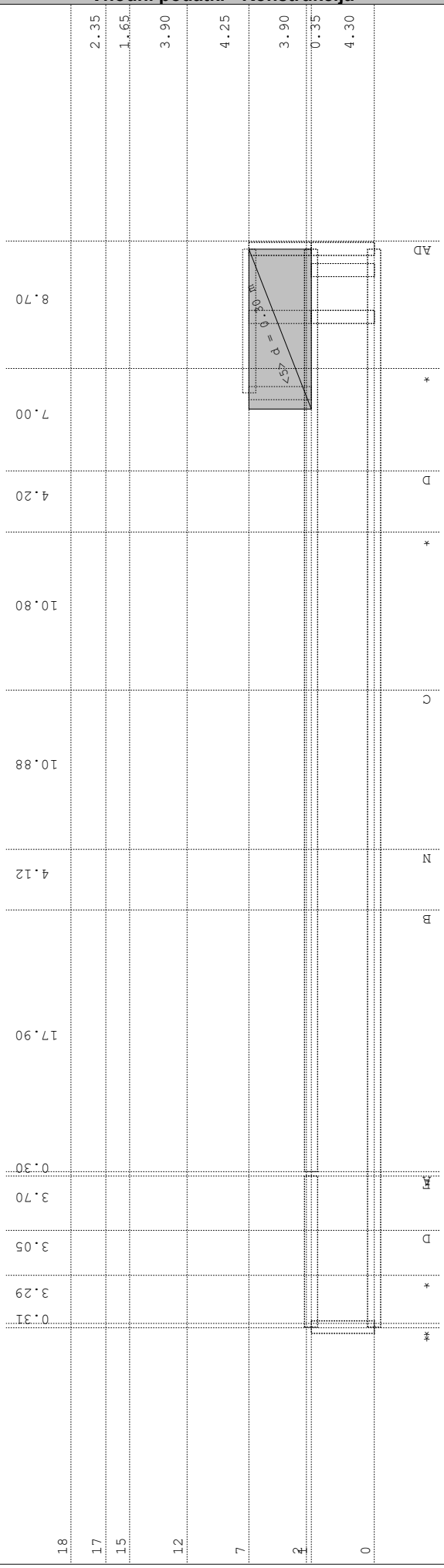

Okvir: H_19

Vhodni podatki - Konstrukcija

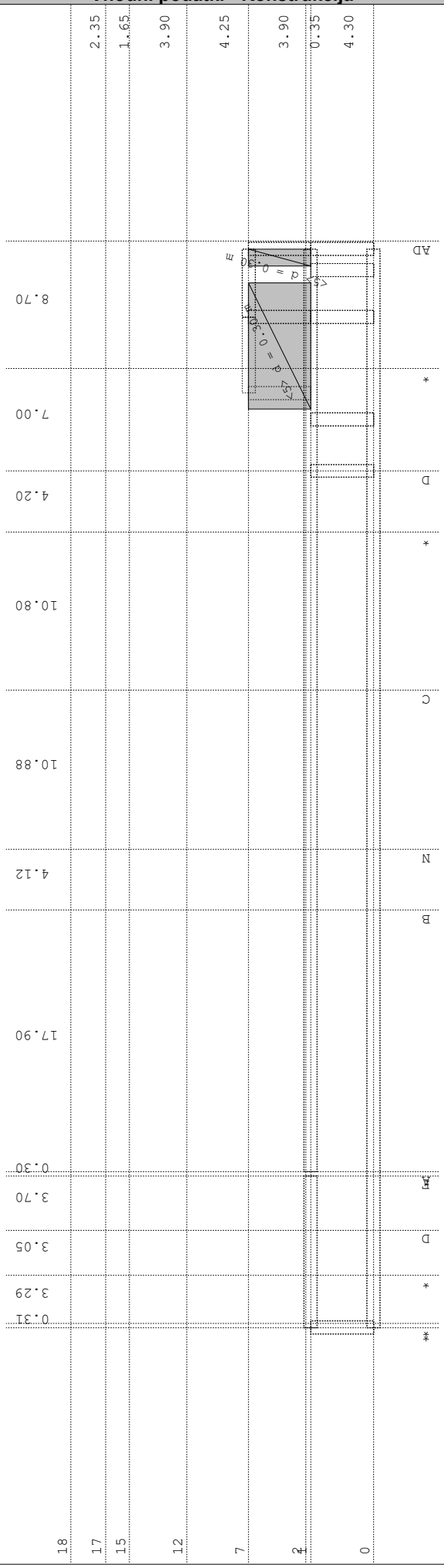

Okvir: H_20

Vhodni podatki - Konstrukcija

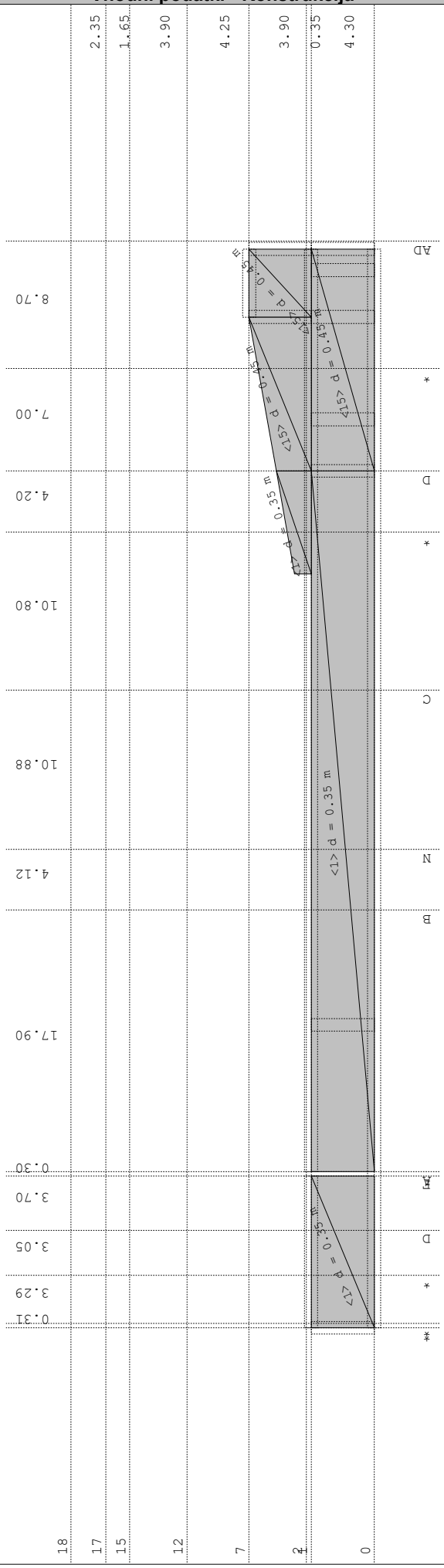

Okvir: H_21

Vhodni podatki - Konstrukcija

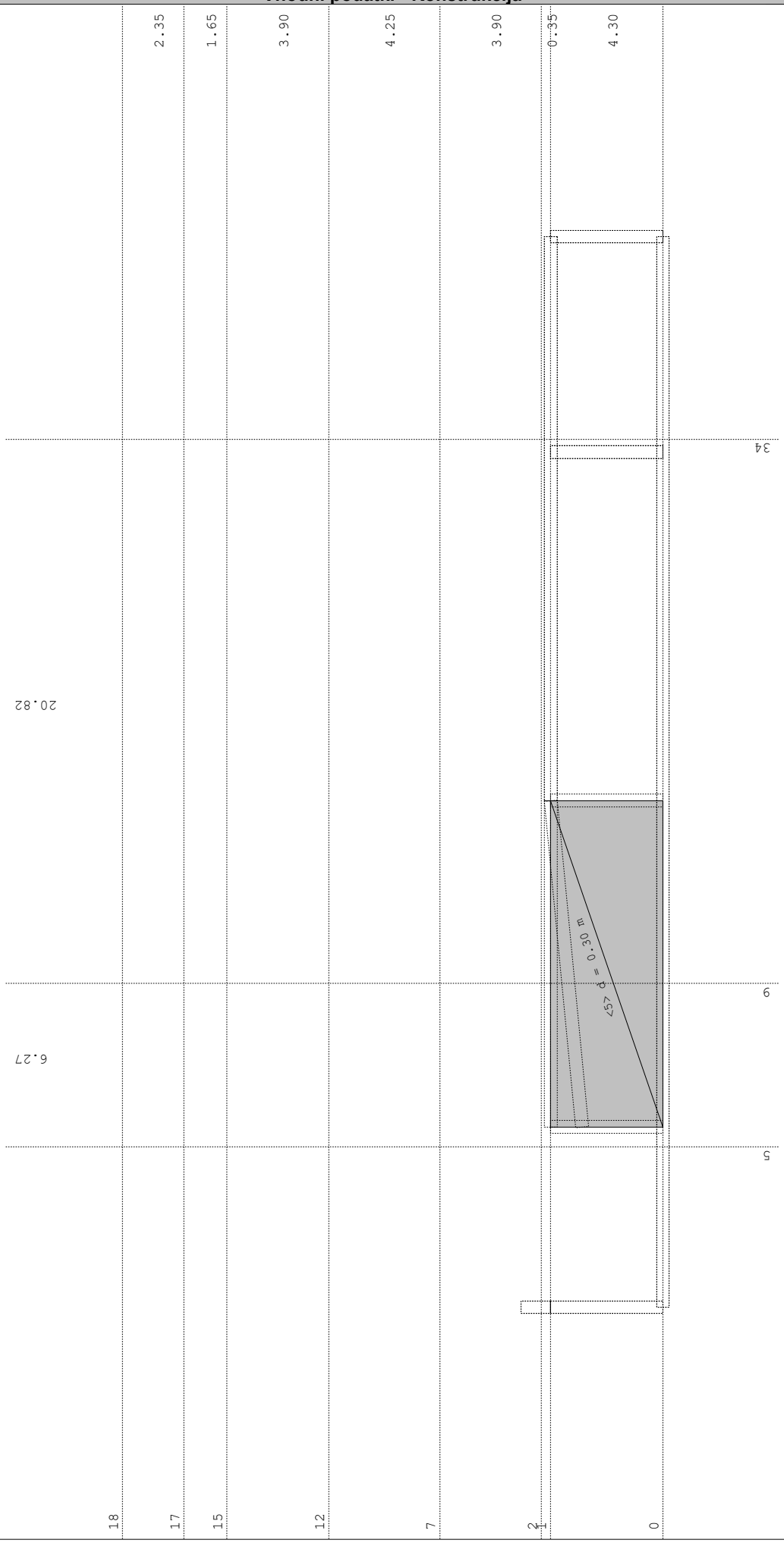

Okvir: V_1

Vhodni podatki - Konstrukcija

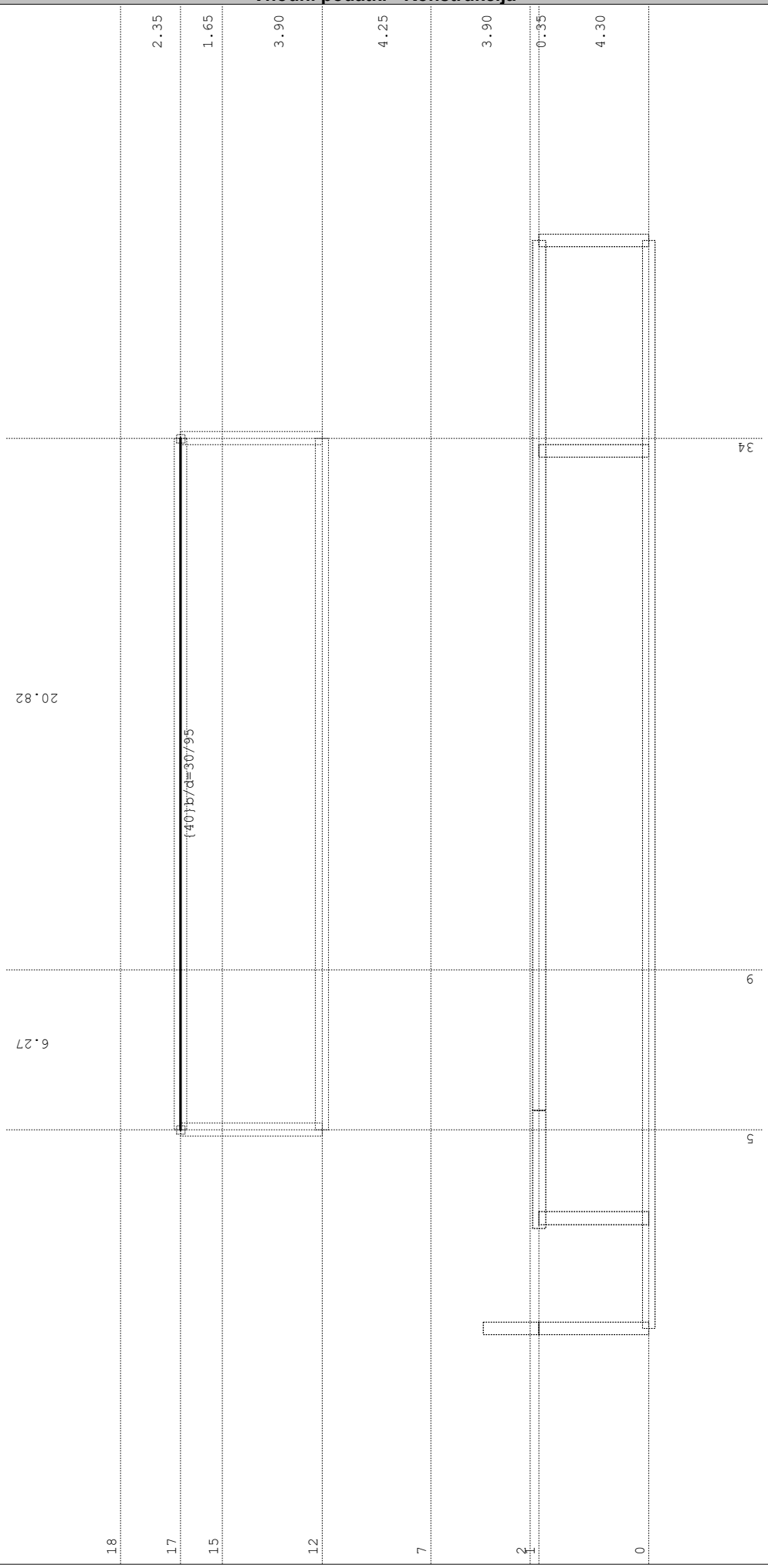

Okvir: V_2

Vhodni podatki - Konstrukcija

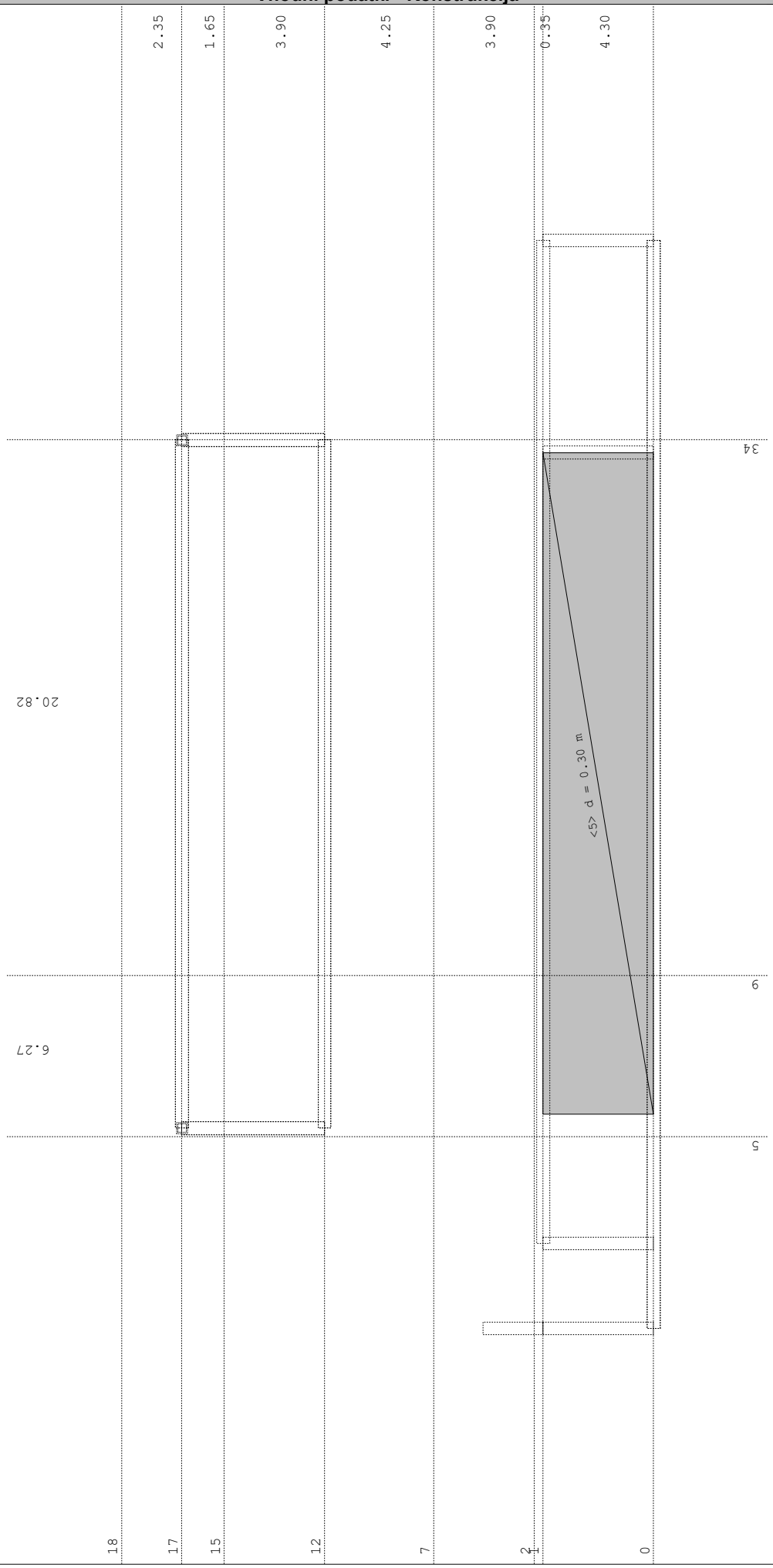

Okvir: V_3

Vhodni podatki - Konstrukcija

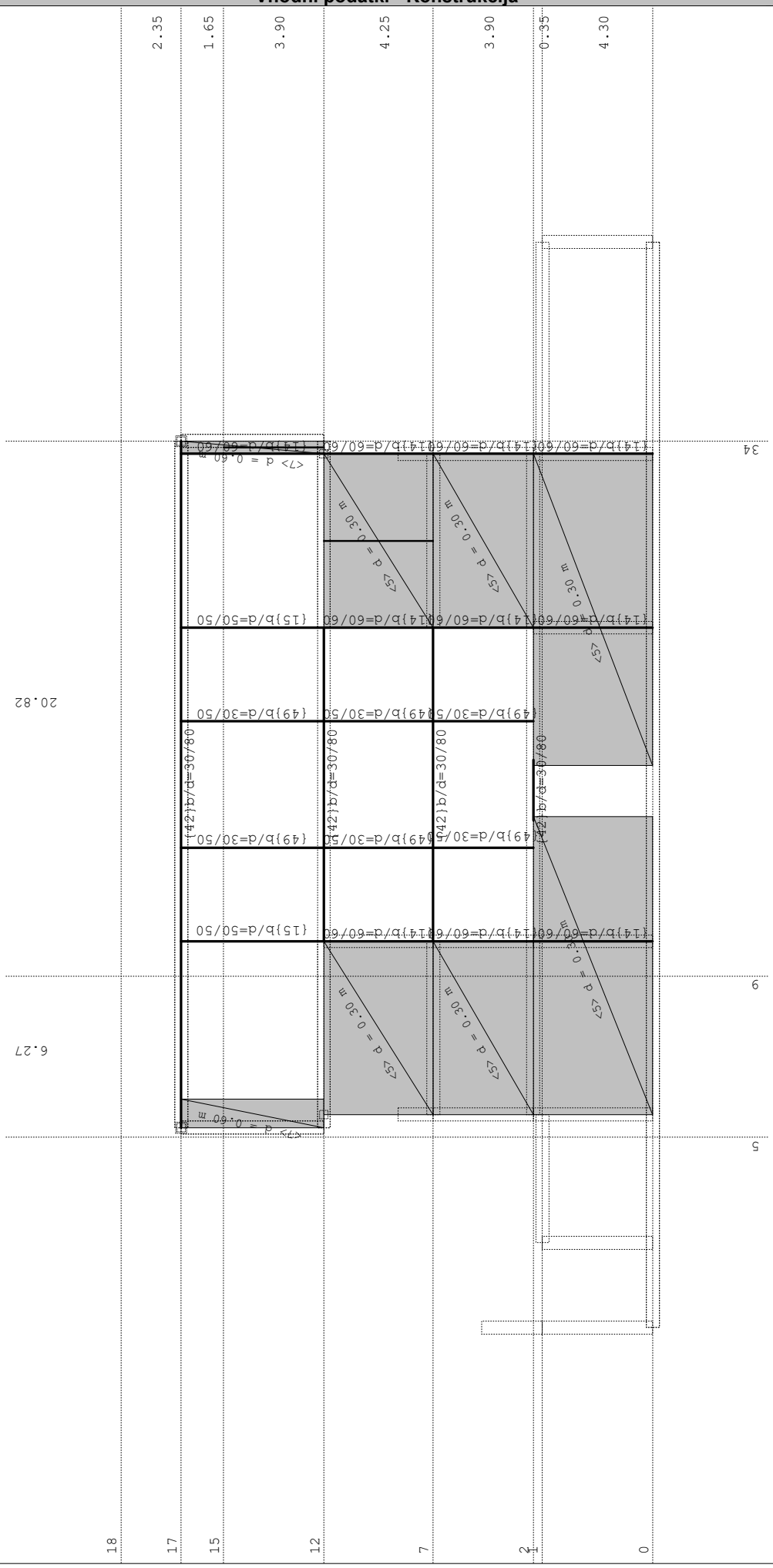

Okvir: V_4

Vhodni podatki - Konstrukcija

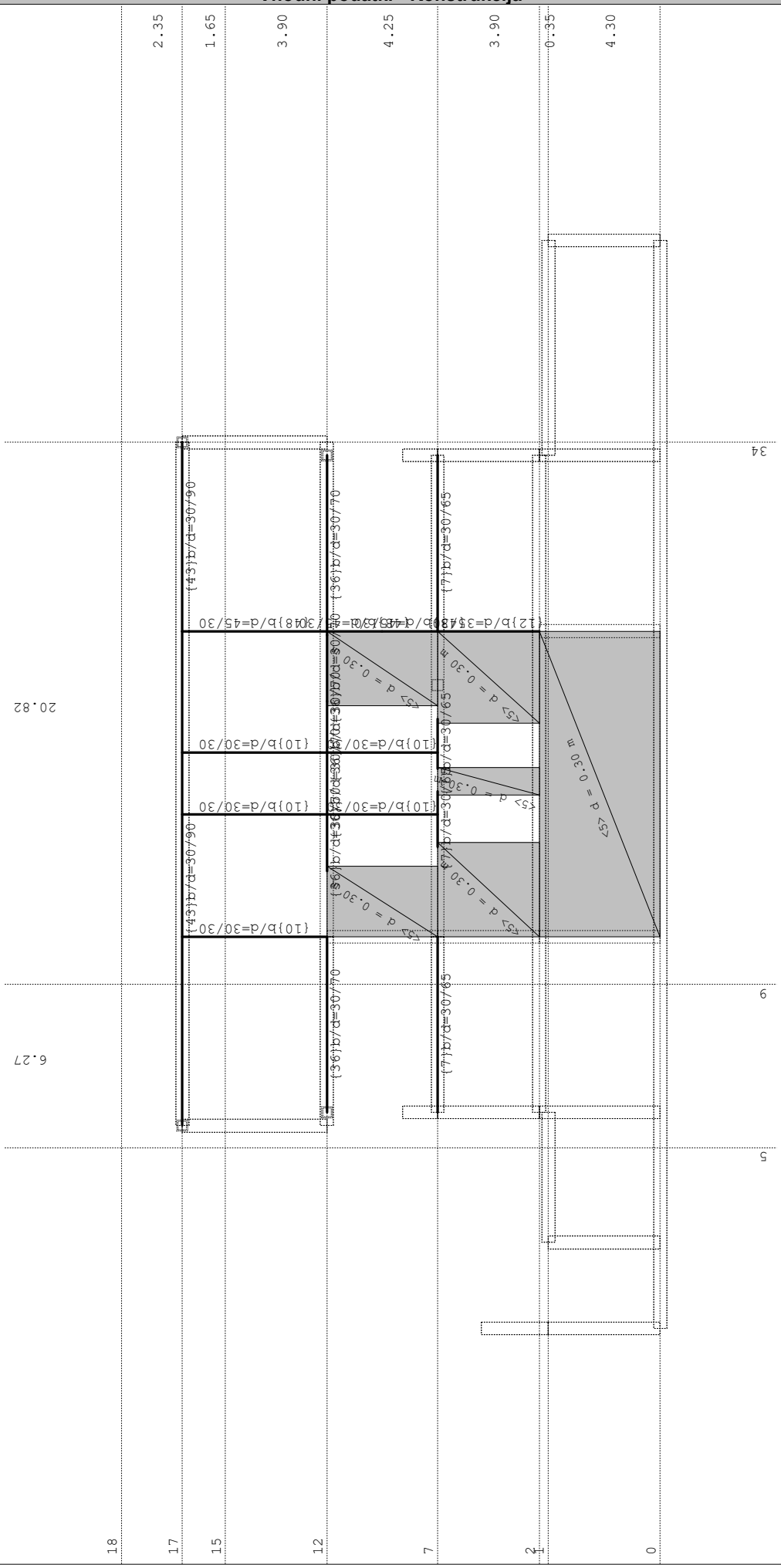

Okvir: V_5

Vhodni podatki - Konstrukcija

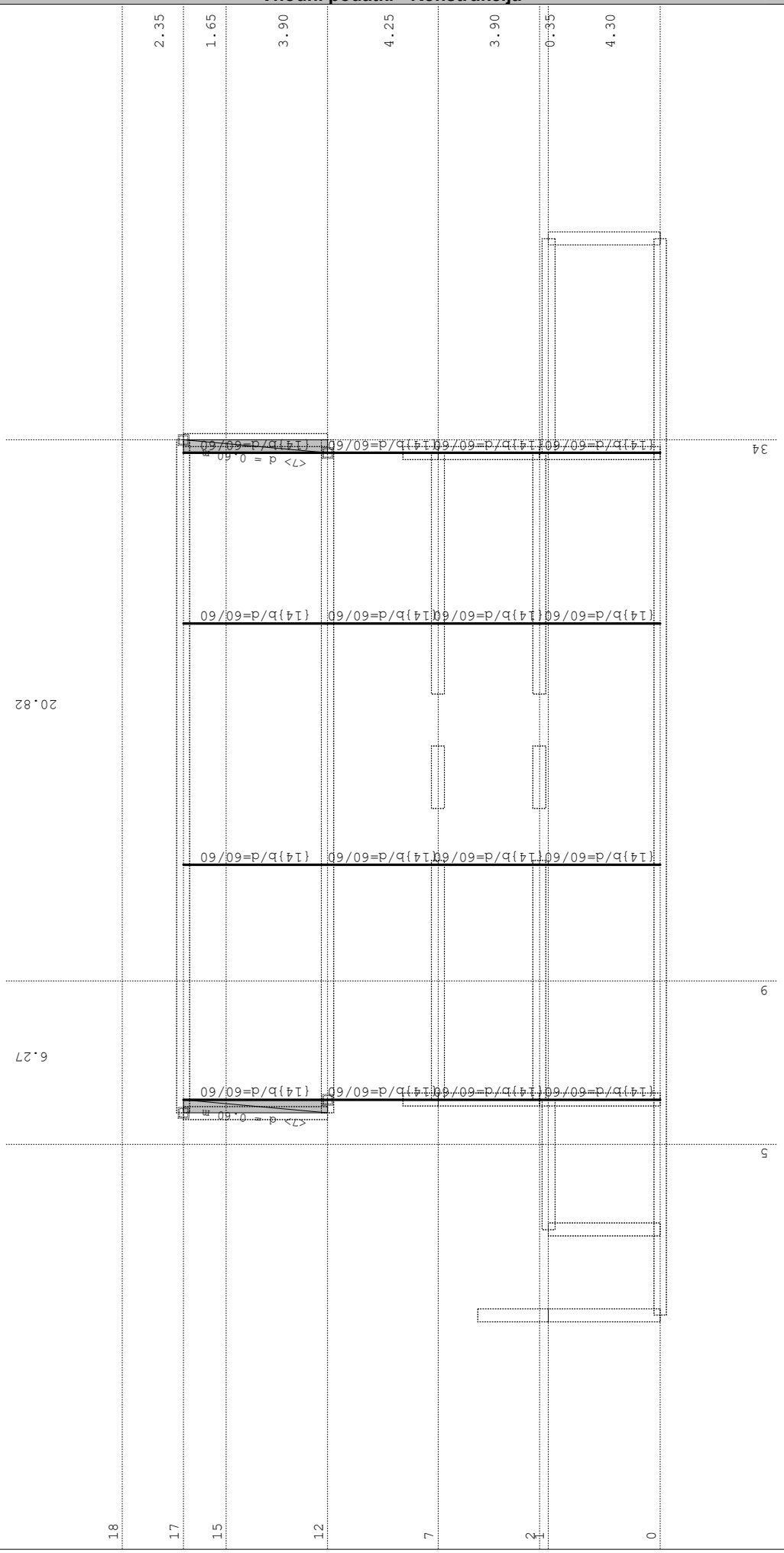

Okvir: V_6

Vhodni podatki - Konstrukcija

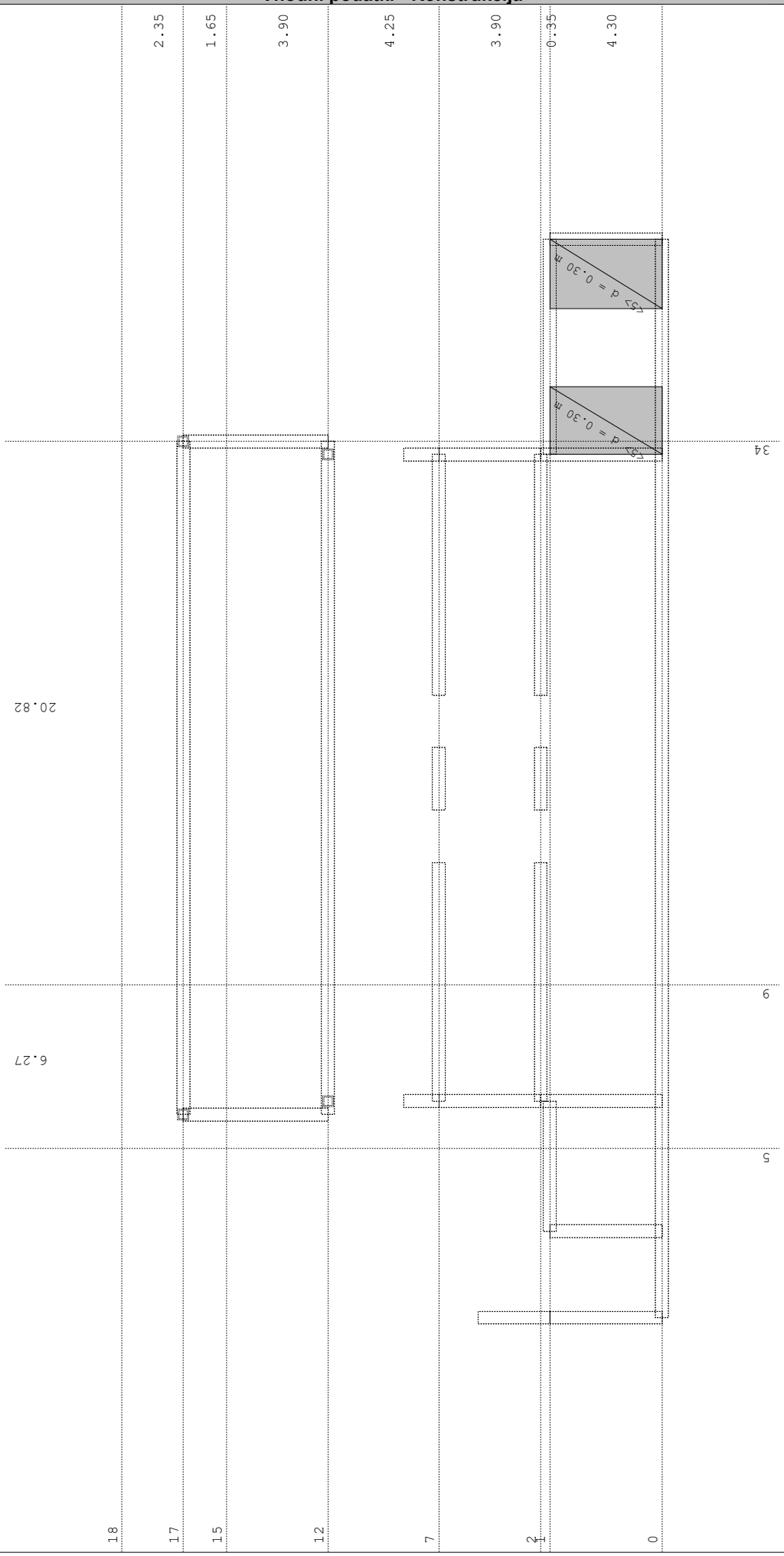

Okvir: V_7

Vhodni podatki - Konstrukcija

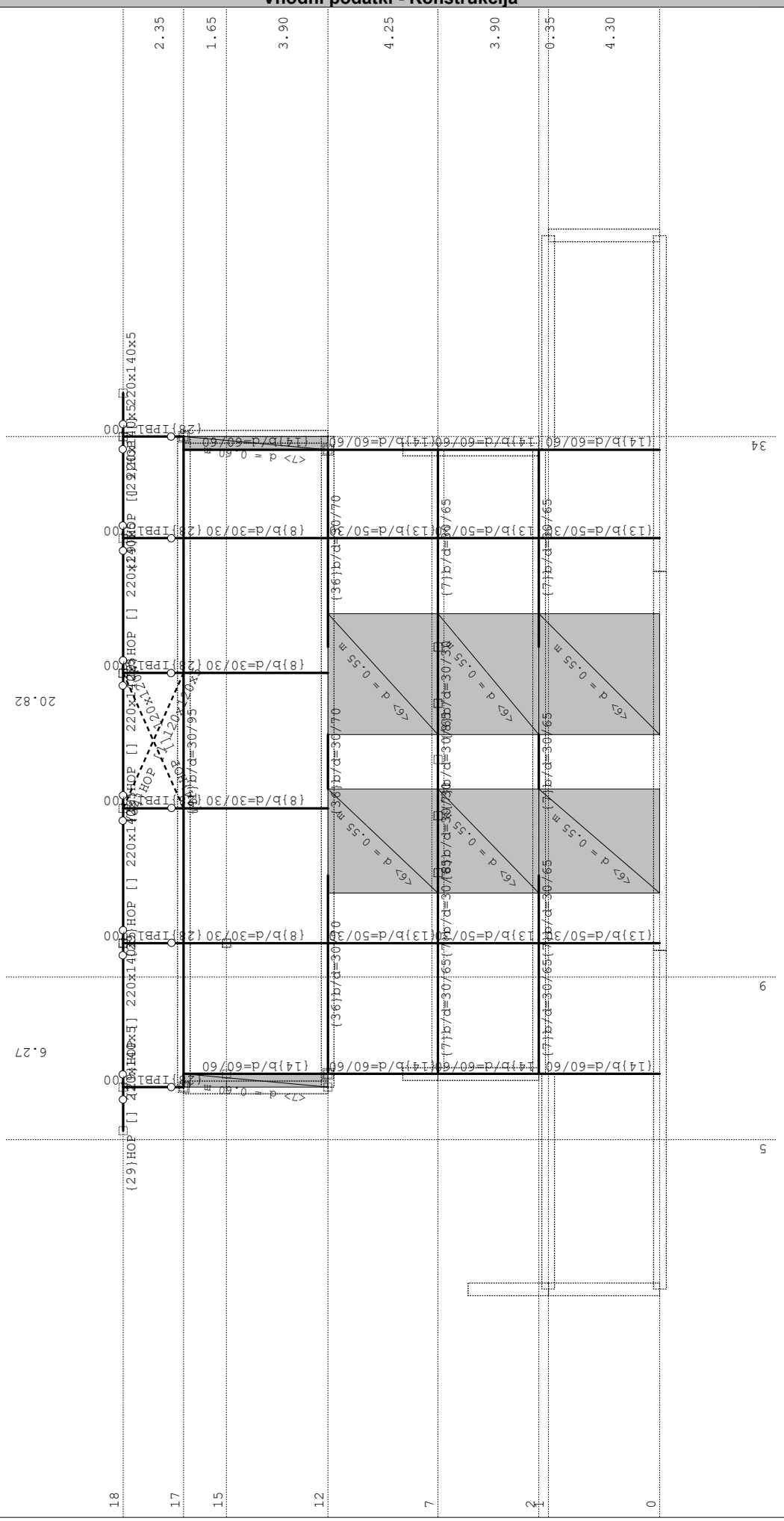

Okvir: V_8

Vhodni podatki - Konstrukcija



Okvir: V_9

Vhodni podatki - Konstrukcija

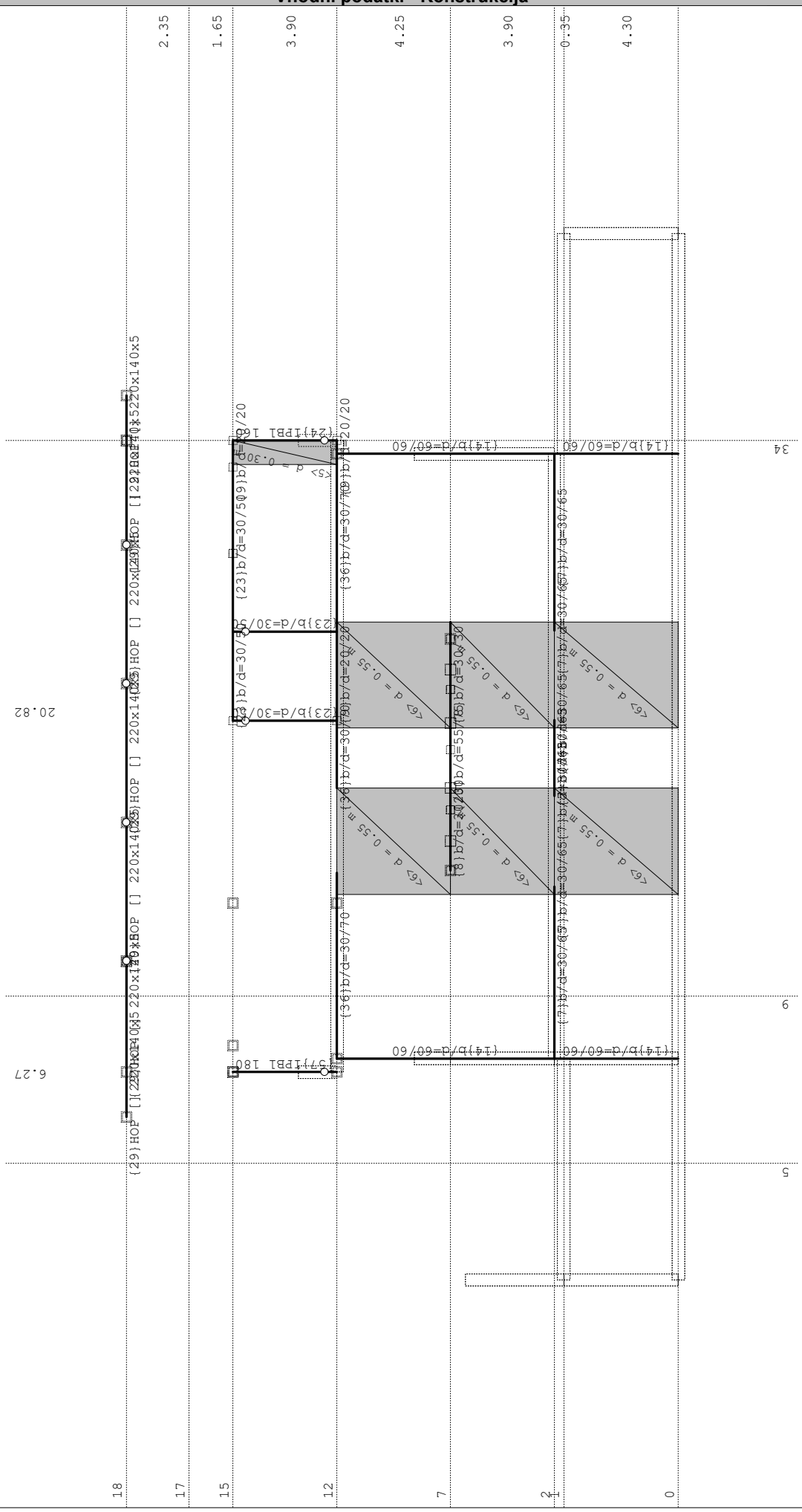

Okvir: V_10

Vhodni podatki - Konstrukcija

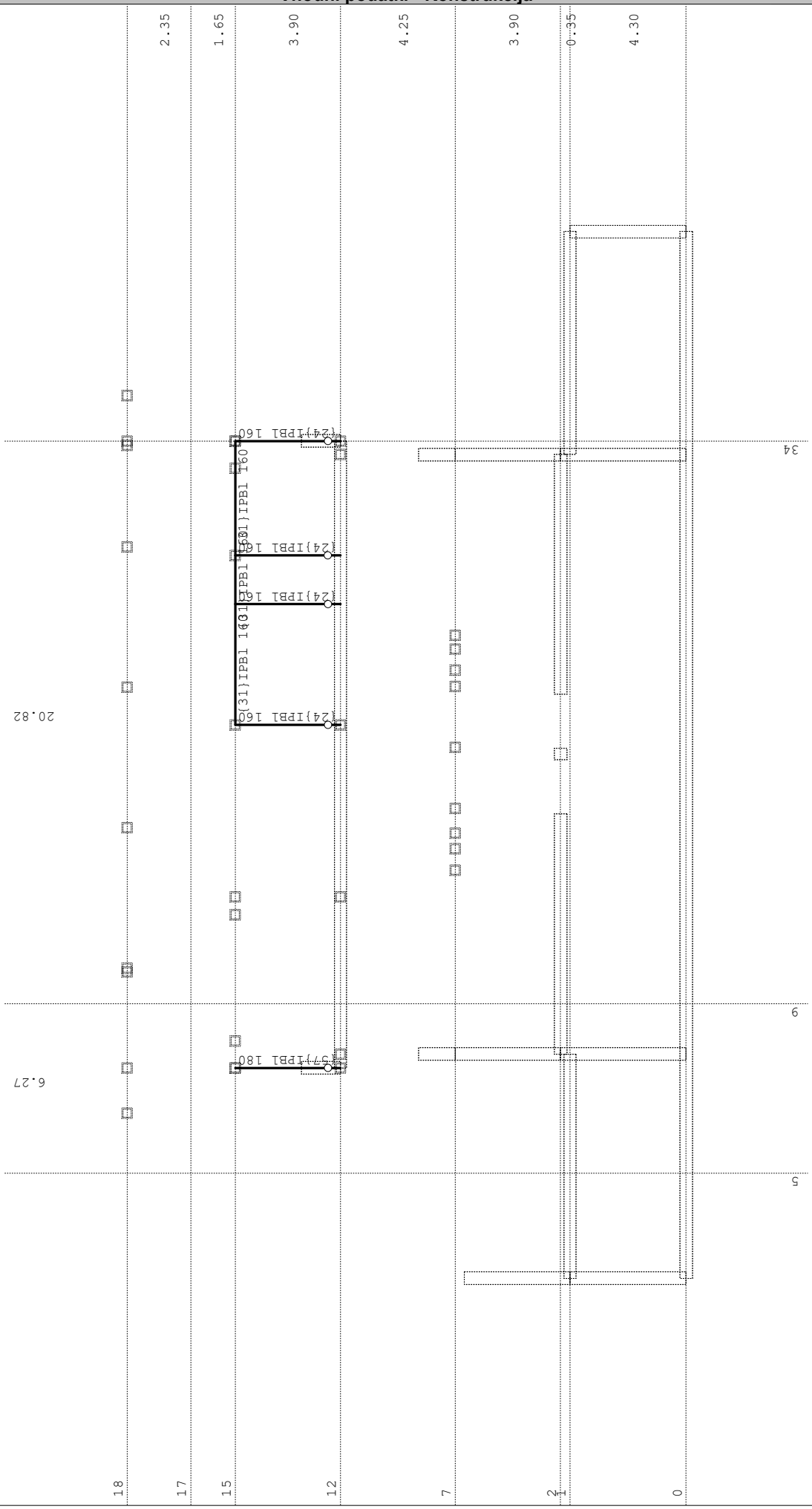

Okvir: V_11

Vhodni podatki - Konstrukcija



Okvir: V_12

Vhodni podatki - Konstrukcija

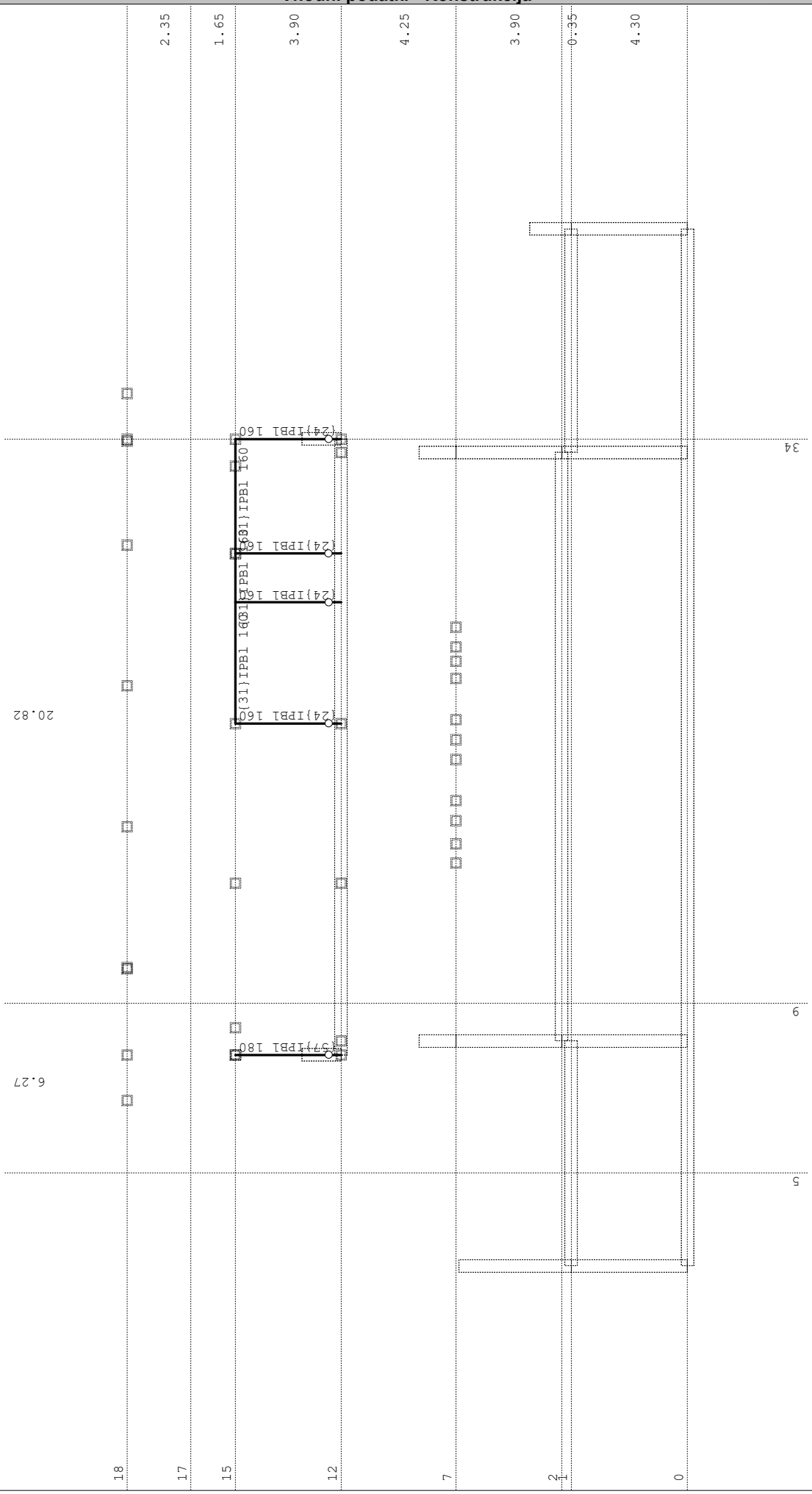

Okvir: V_13

Vhodni podatki - Konstrukcija

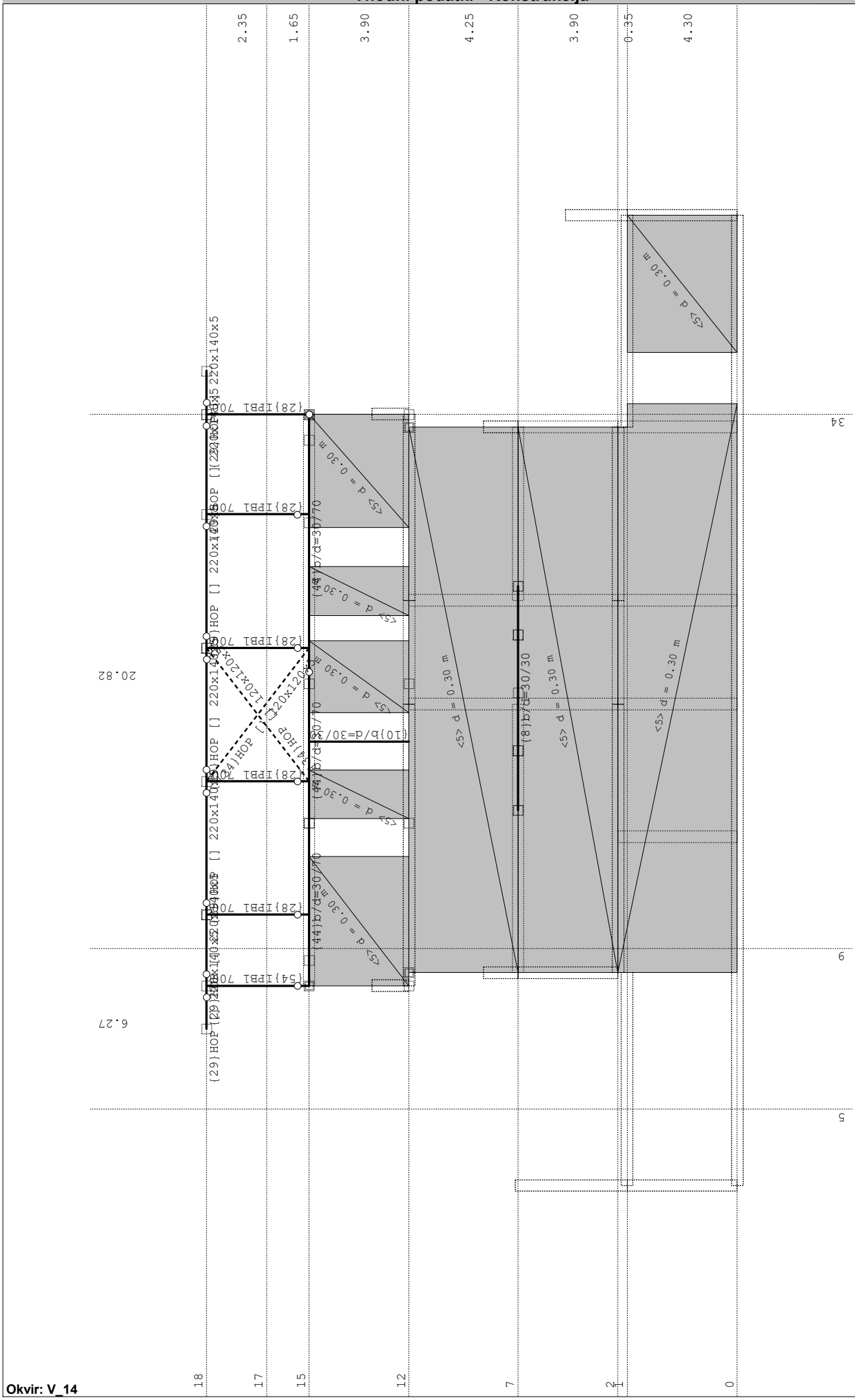

Okvir: V_14

Vhodni podatki - Konstrukcija

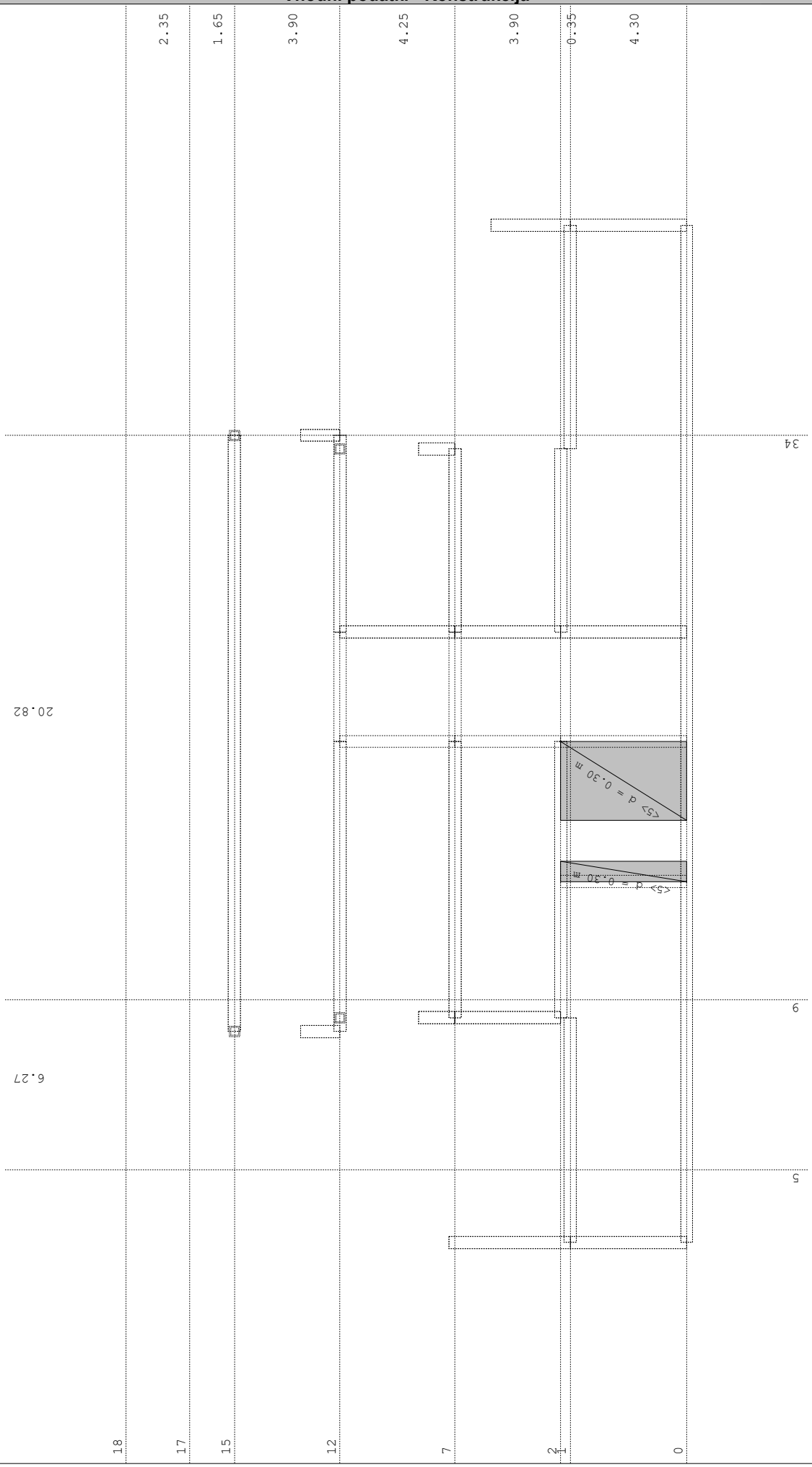

Okvir: V_15

Vhodni podatki - Konstrukcija



Okvir: V_16

Vhodni podatki - Konstrukcija

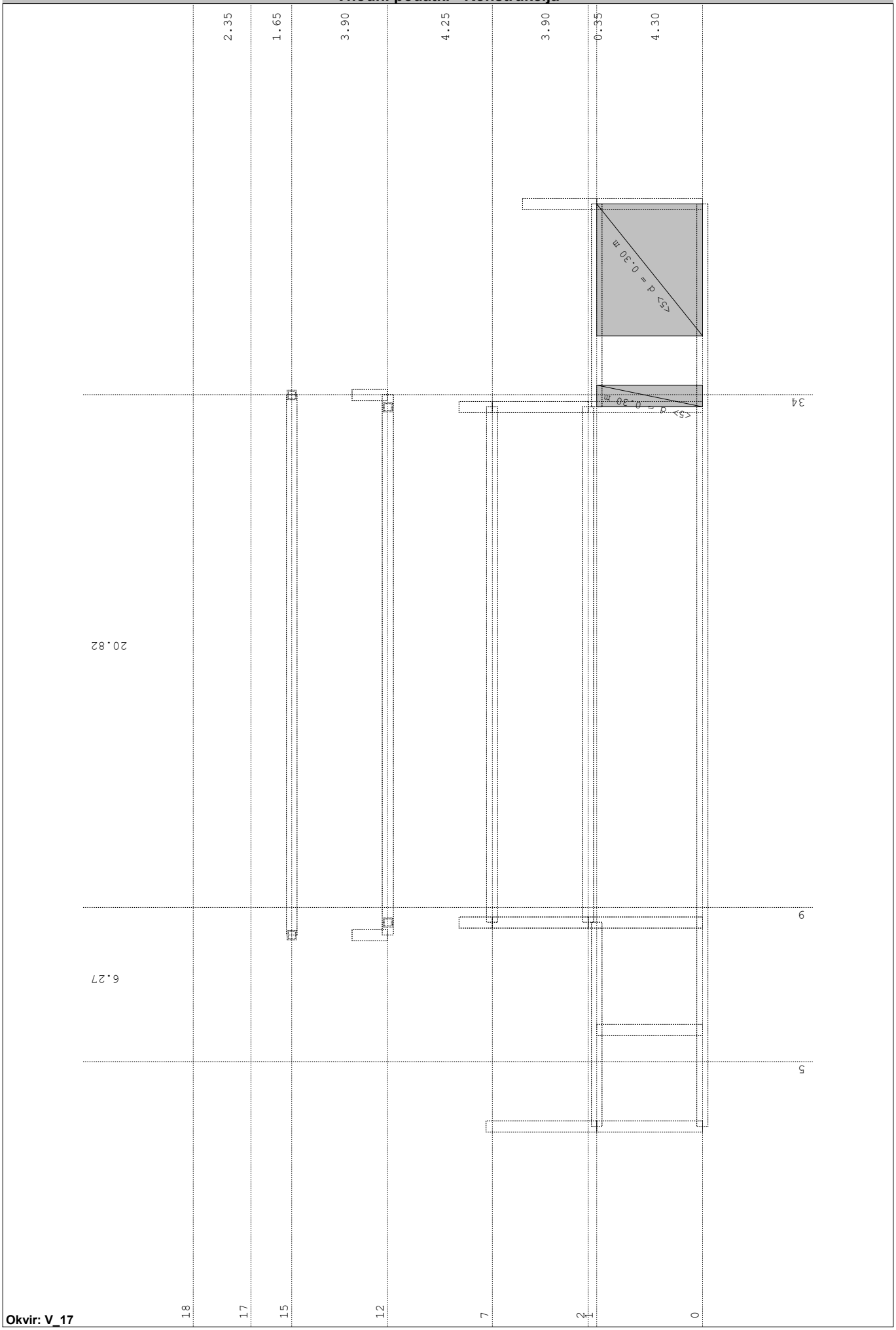

Okvir: V_17

Vhodni podatki - Konstrukcija

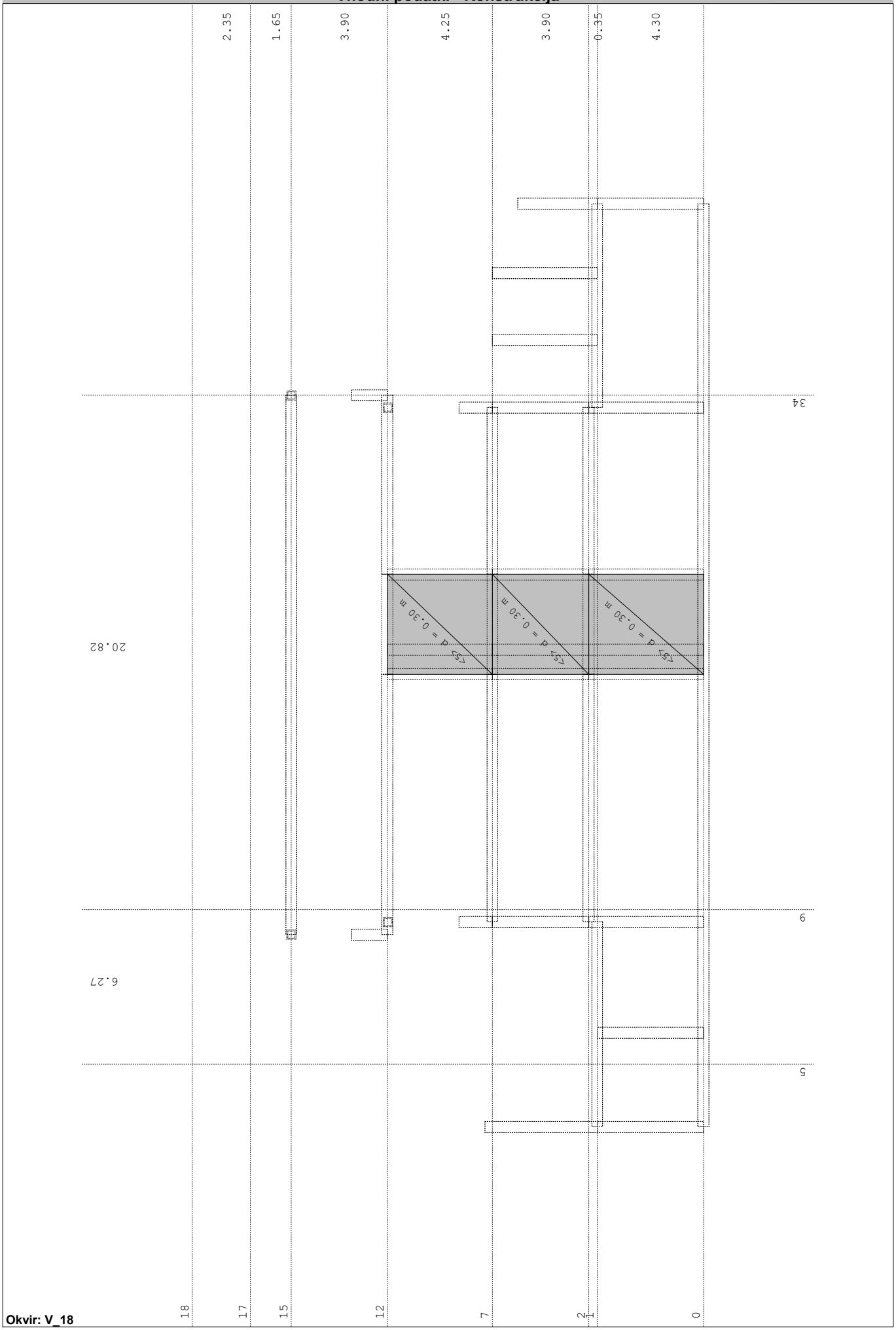

Okvir: V_18

Vhodni podatki - Konstrukcija

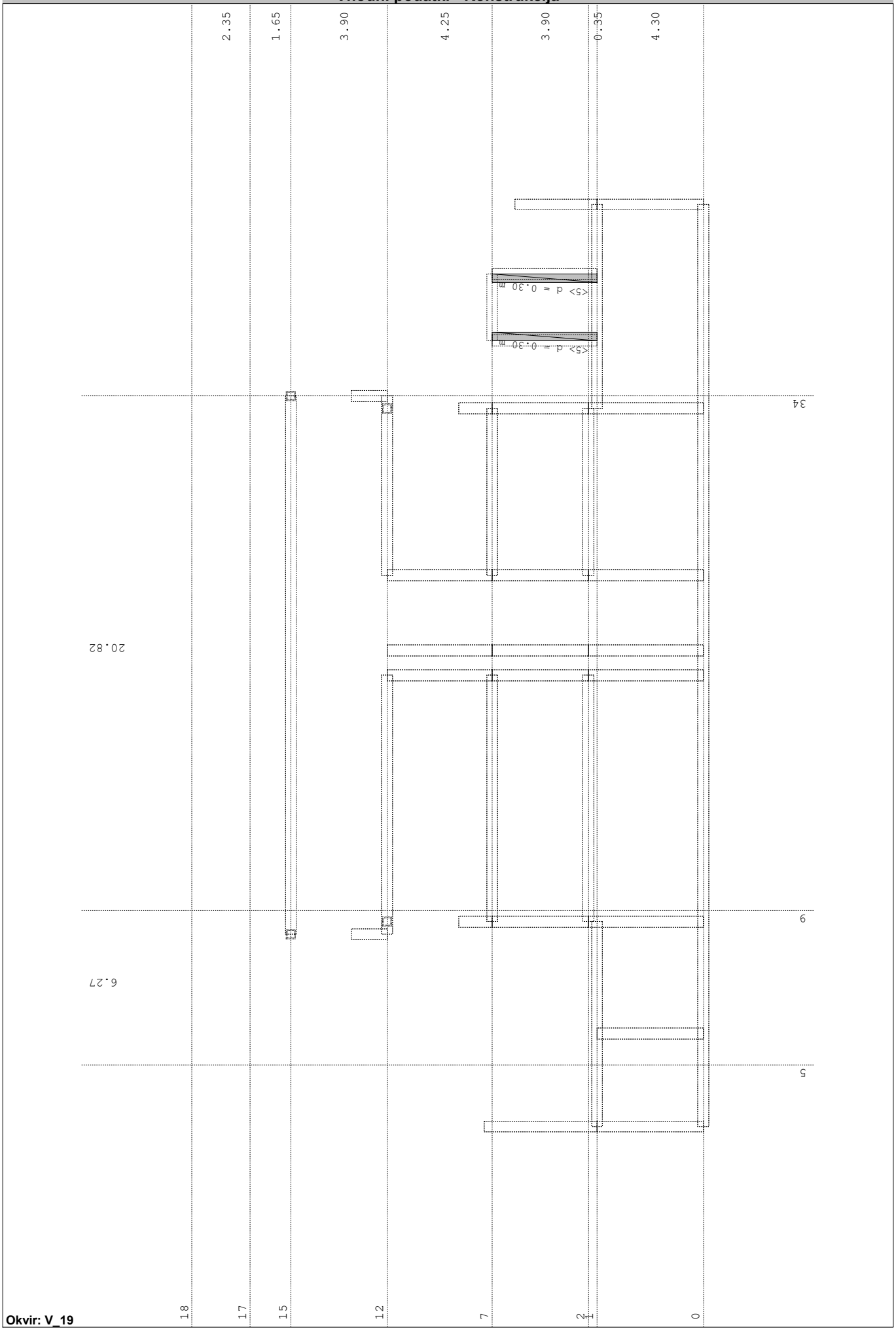

Okvir: V_19

Vhodni podatki - Konstrukcija

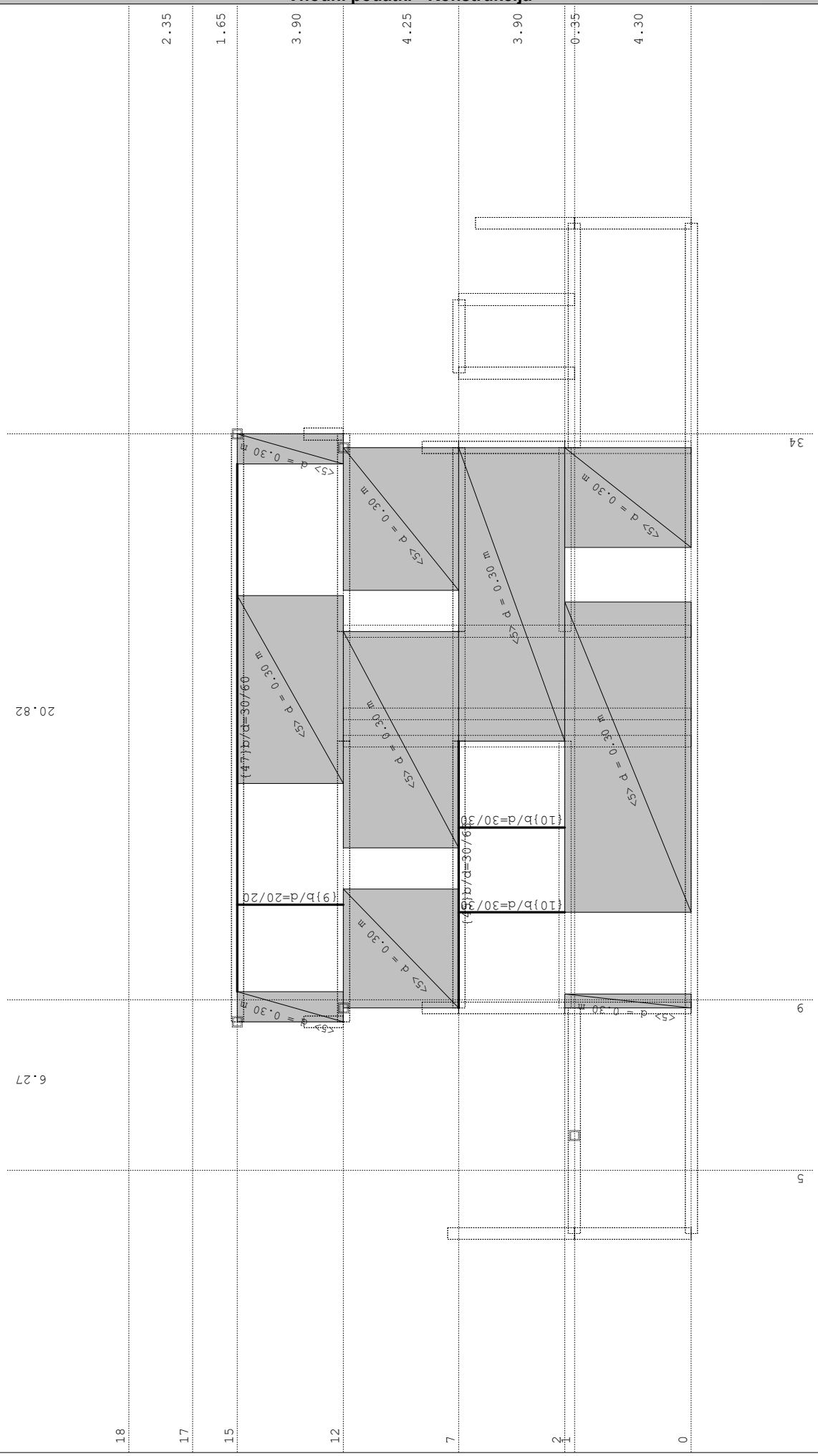

Okvir: V_20

Vhodni podatki - Konstrukcija



Okvir: V_21

Vhodni podatki - Konstrukcija

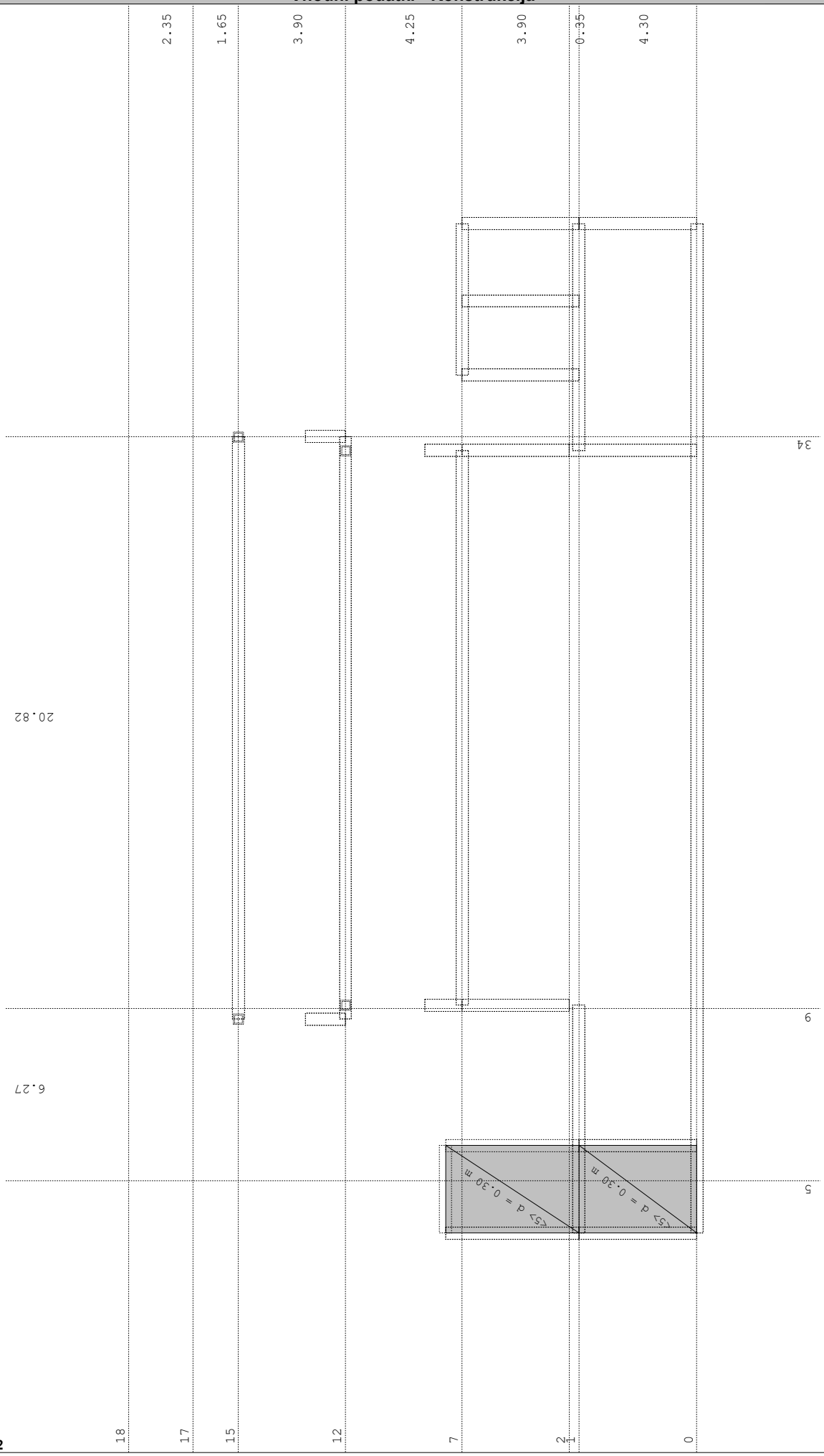

Okvir: V_22

Vhodni podatki - Konstrukcija

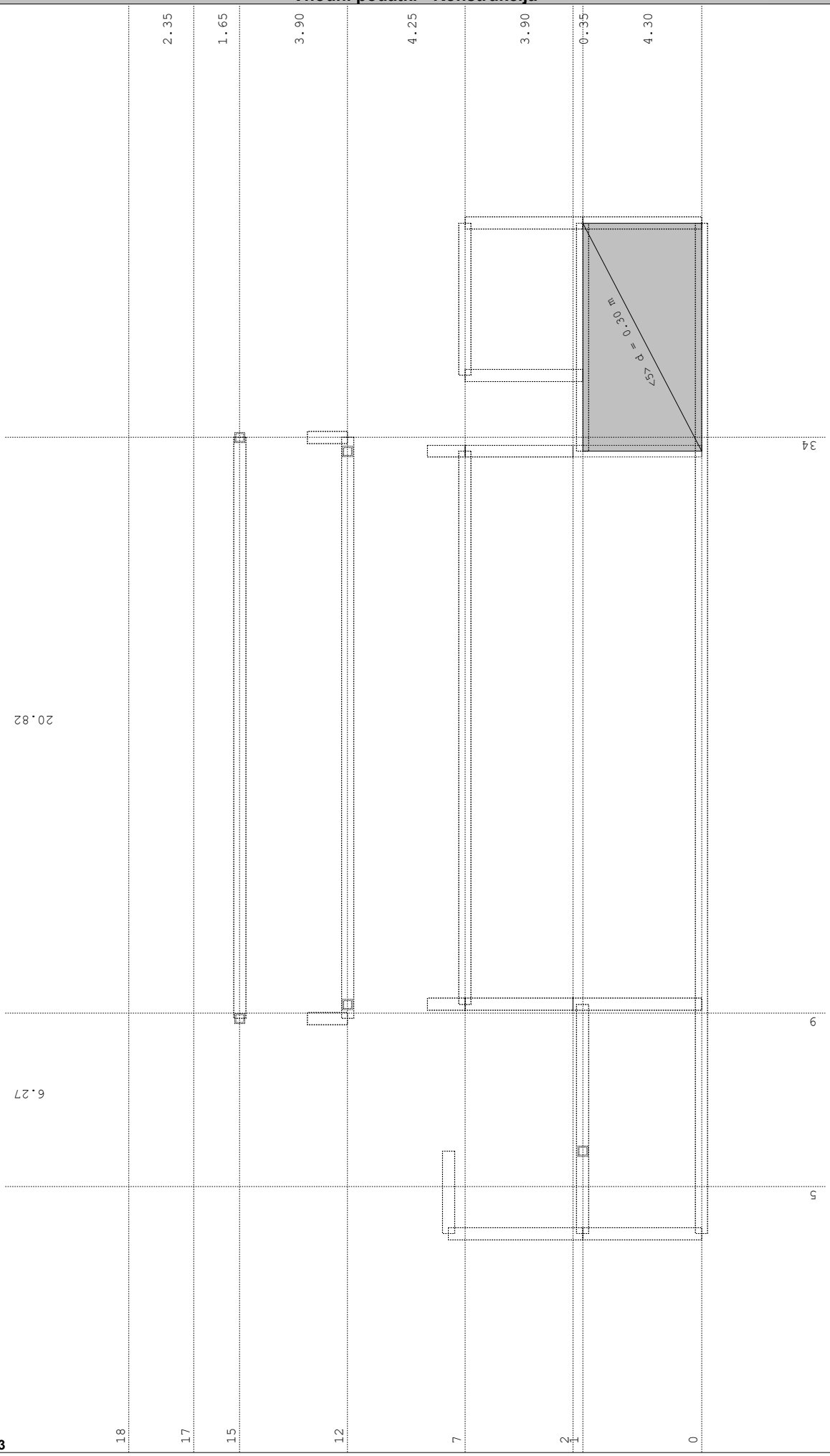

Okvir: V_23

Vhodni podatki - Konstrukcija

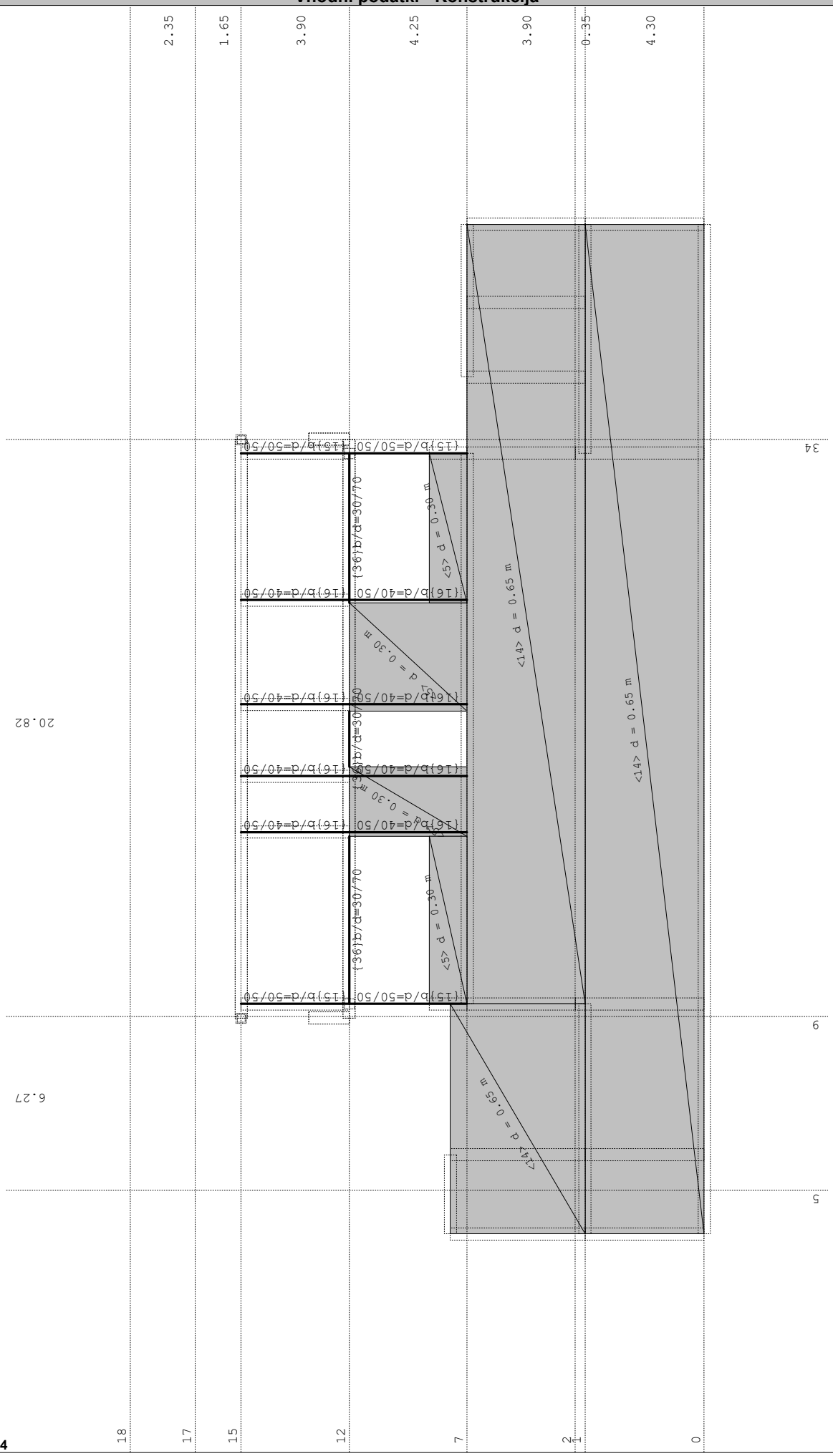

Vhodni podatki - Konstrukcija

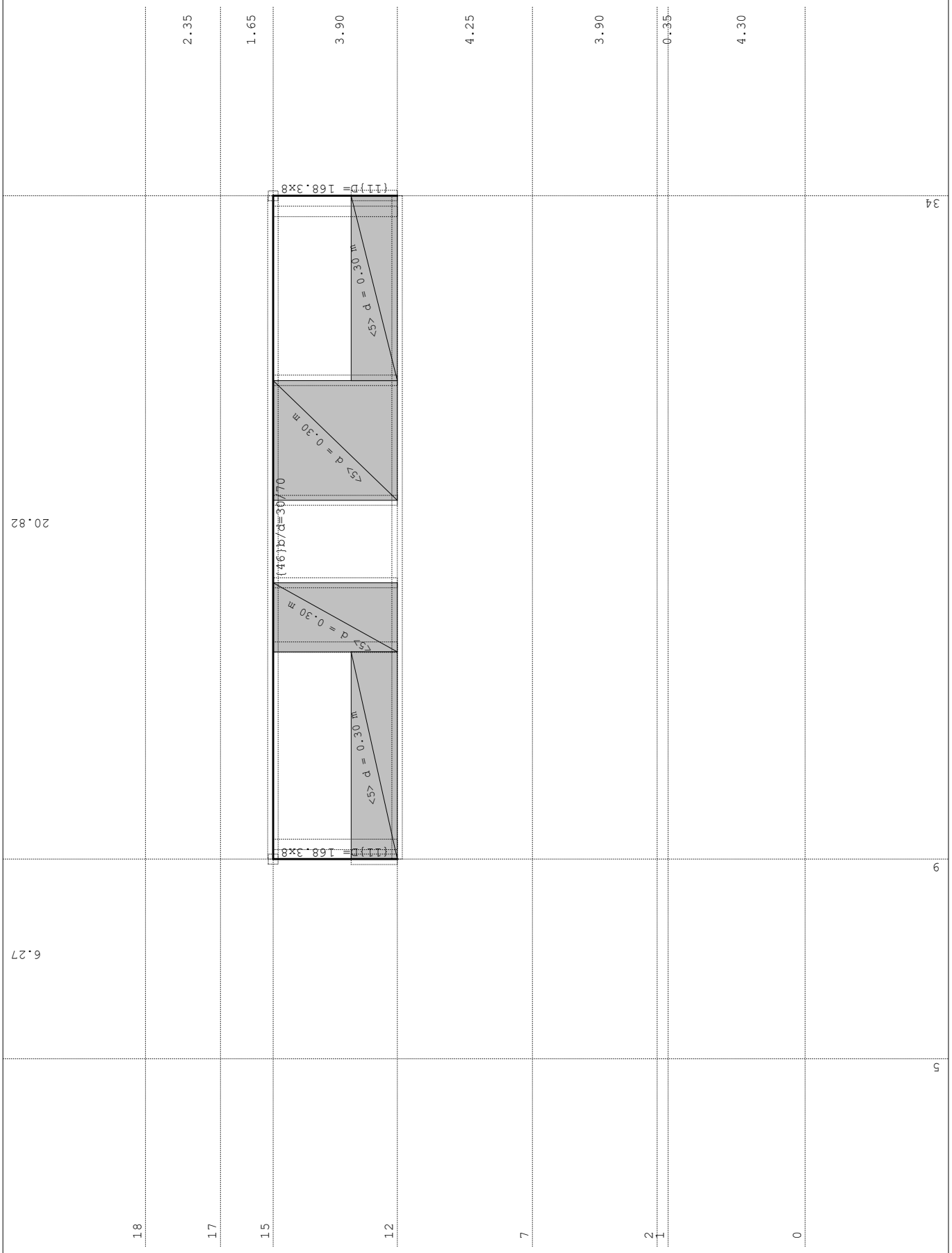

Okvir: V_25

Vhodni podatki - Konstrukcija

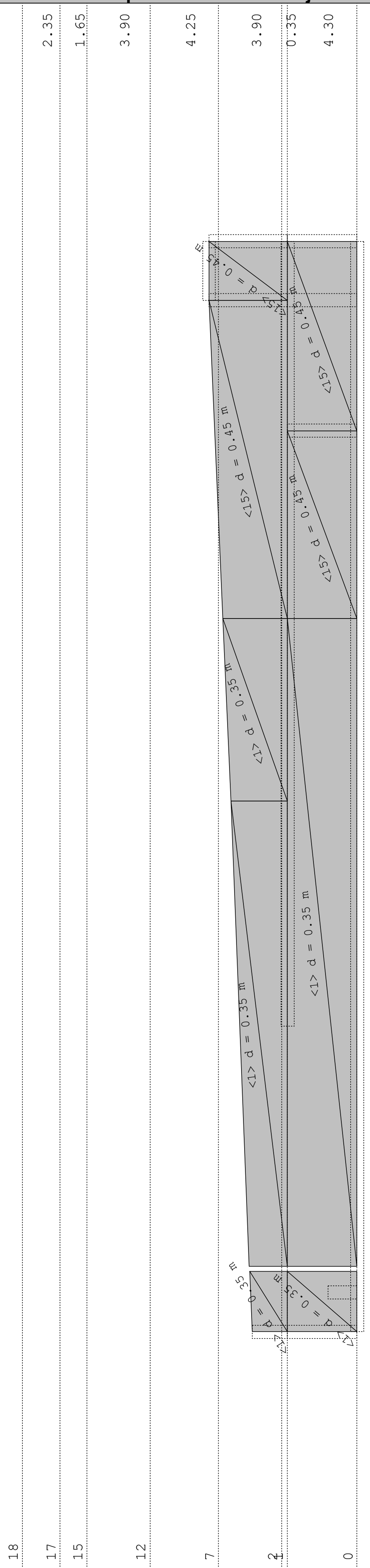

Okvir: K_1

Vhodni podatki - Konstrukcija



Okvir: K_2

Vhodni podatki - Konstrukcija

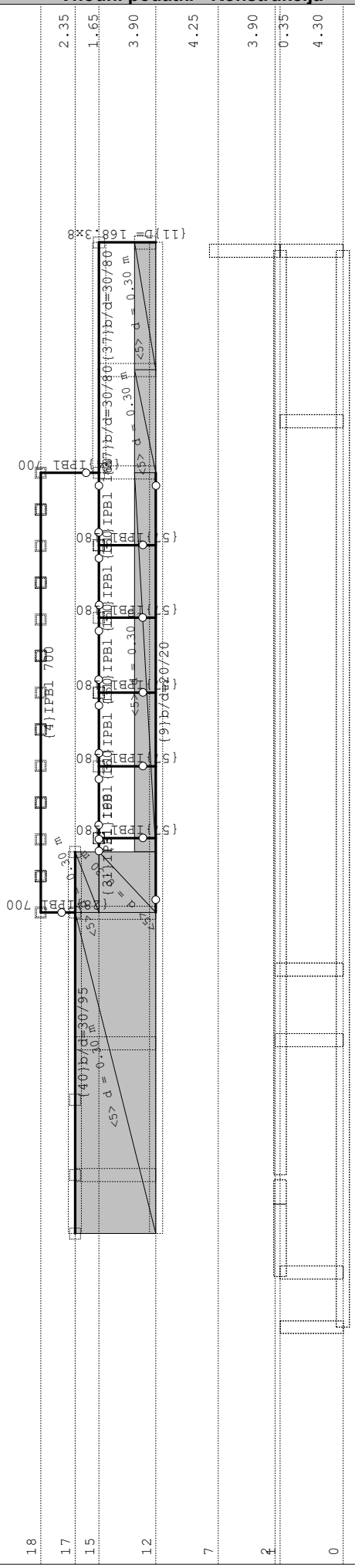

Okvir: K_3

Vhodni podatki - Konstrukcija

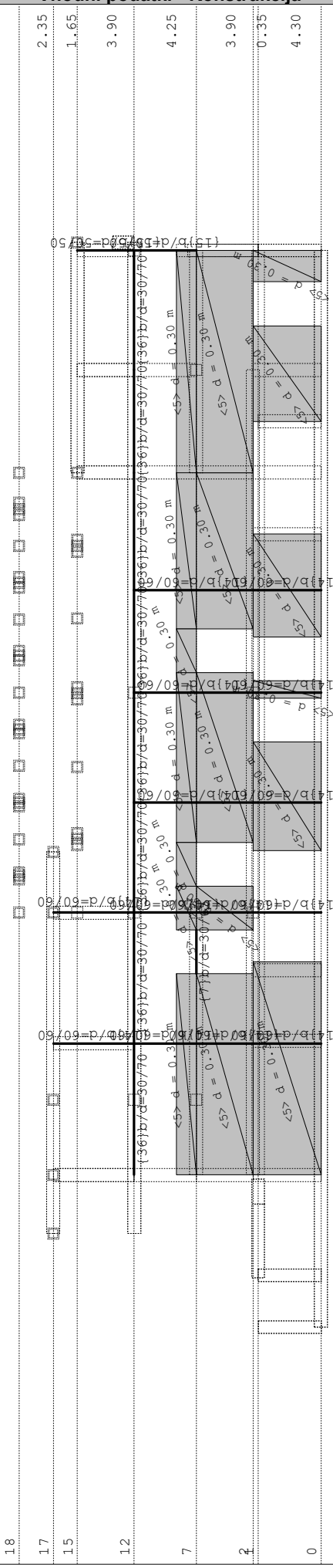

Okvir: K_4

Vhodni podatki - Konstrukcija

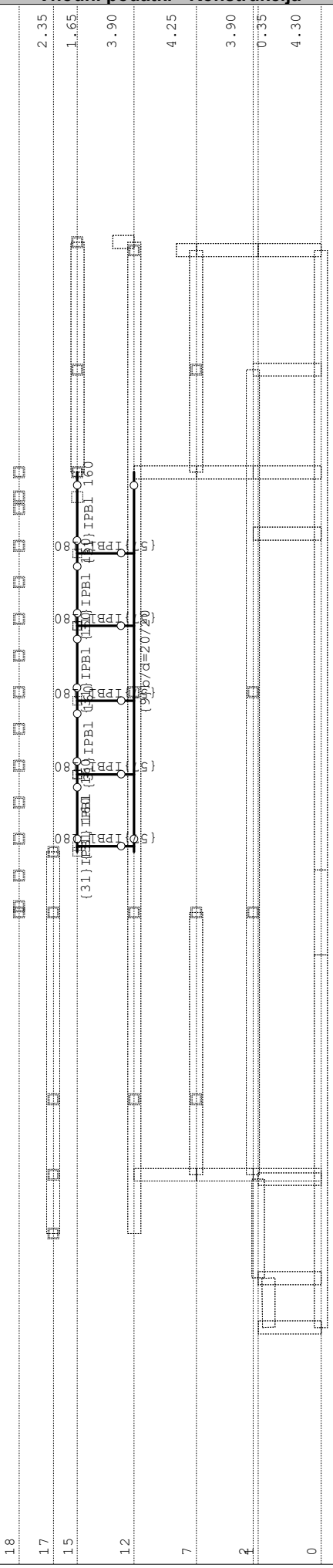

Okvir: K_5

Vhodni podatki - Konstrukcija

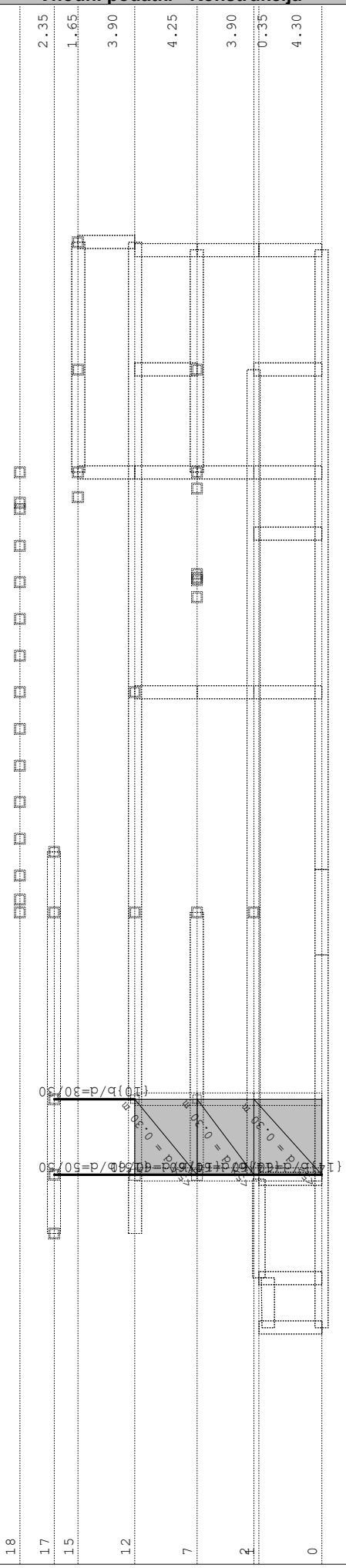

Okvir: K_6

Vhodni podatki - Konstrukcija

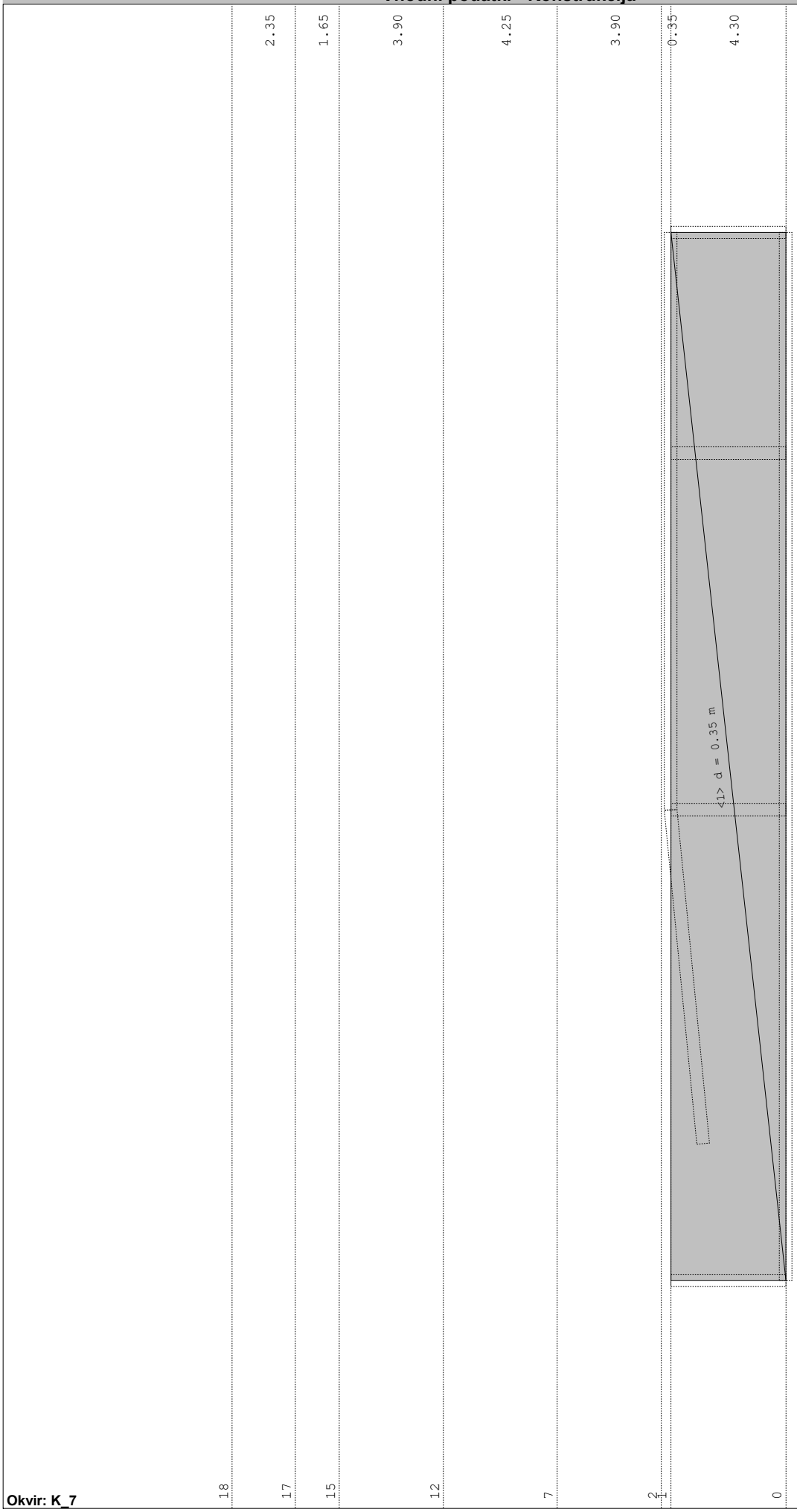

Okvir: K_7

Vhodni podatki - Konstrukcija



Okvir: K_8

Vhodni podatki - Konstrukcija



Okvir: K_9

Vhodni podatki - Konstrukcija

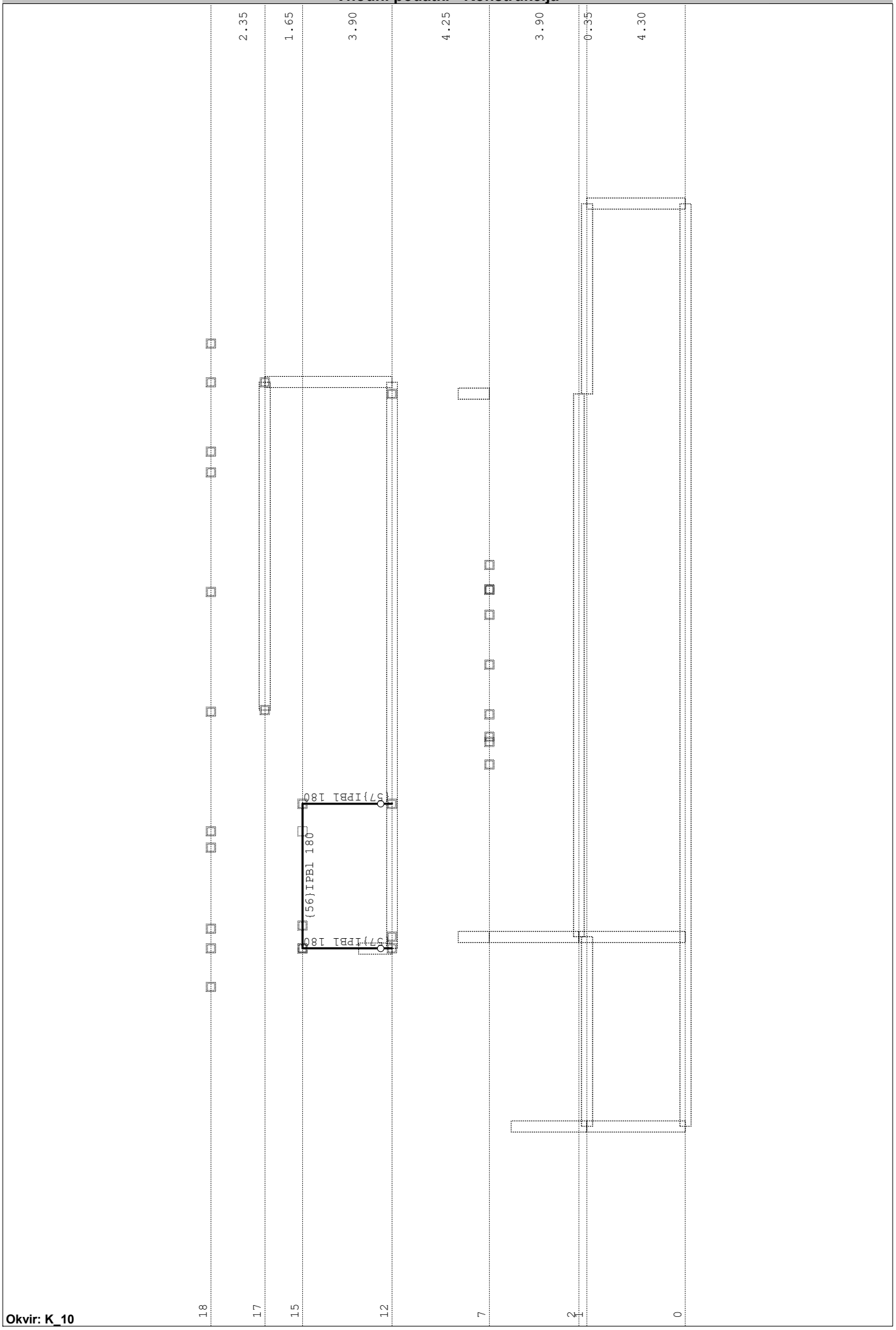

Okvir: K_10

Vhodni podatki - Konstrukcija



Okvir: K_11

Vhodni podatki - Konstrukcija

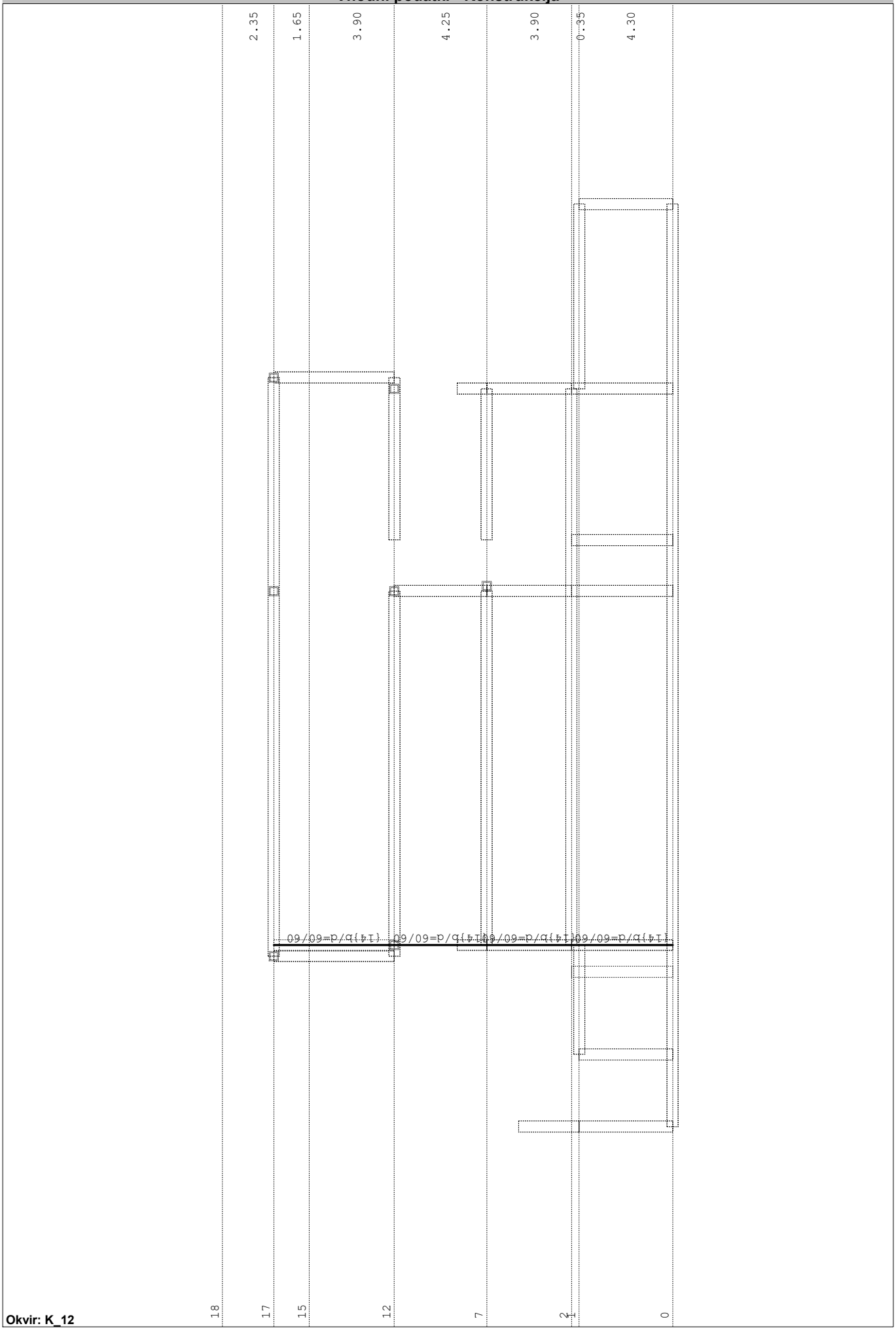

Okvir: K_12

Vhodni podatki - Konstrukcija

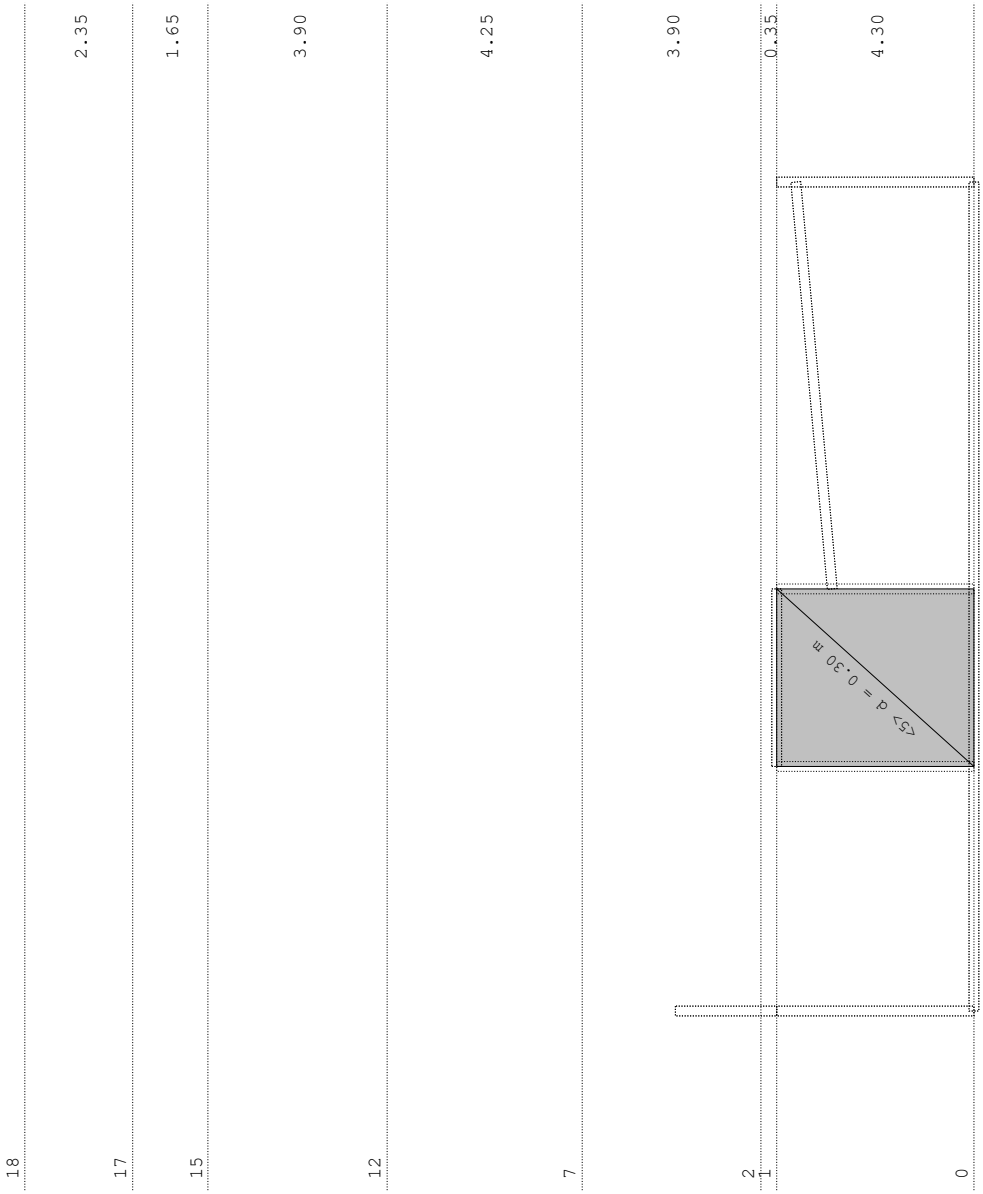

Okvir: K_13

Vhodni podatki - Konstrukcija

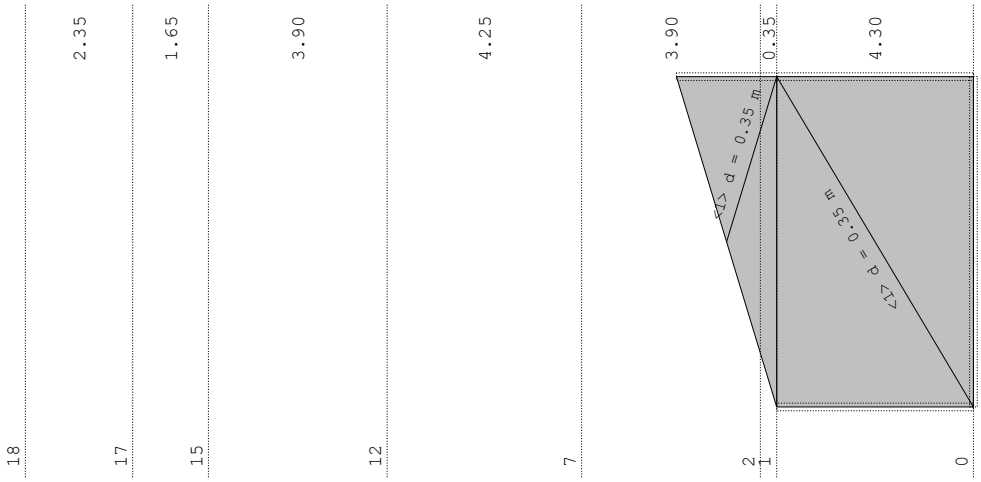

Okvir: K_14

Vhodni podatki - Konstrukcija

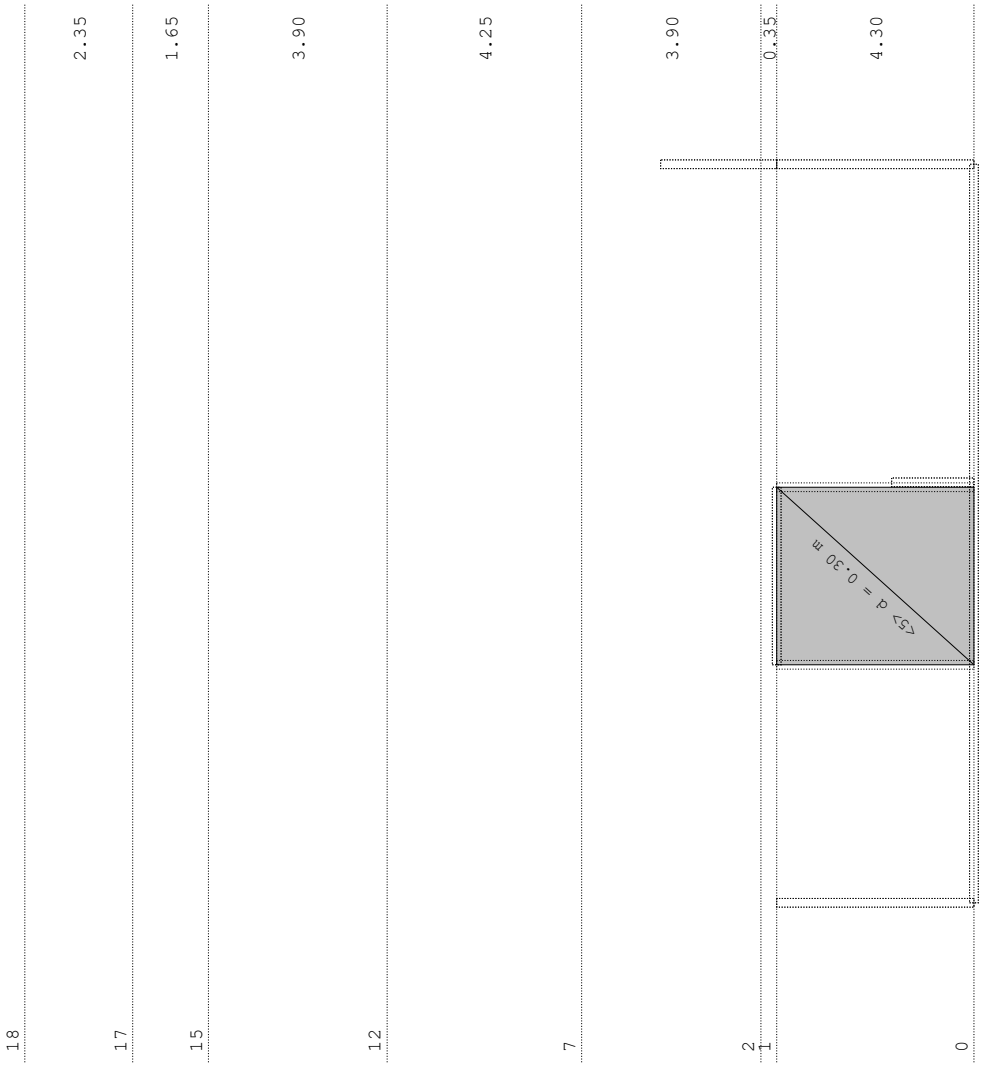

Okvir: K_15

Vhodni podatki - Konstrukcija

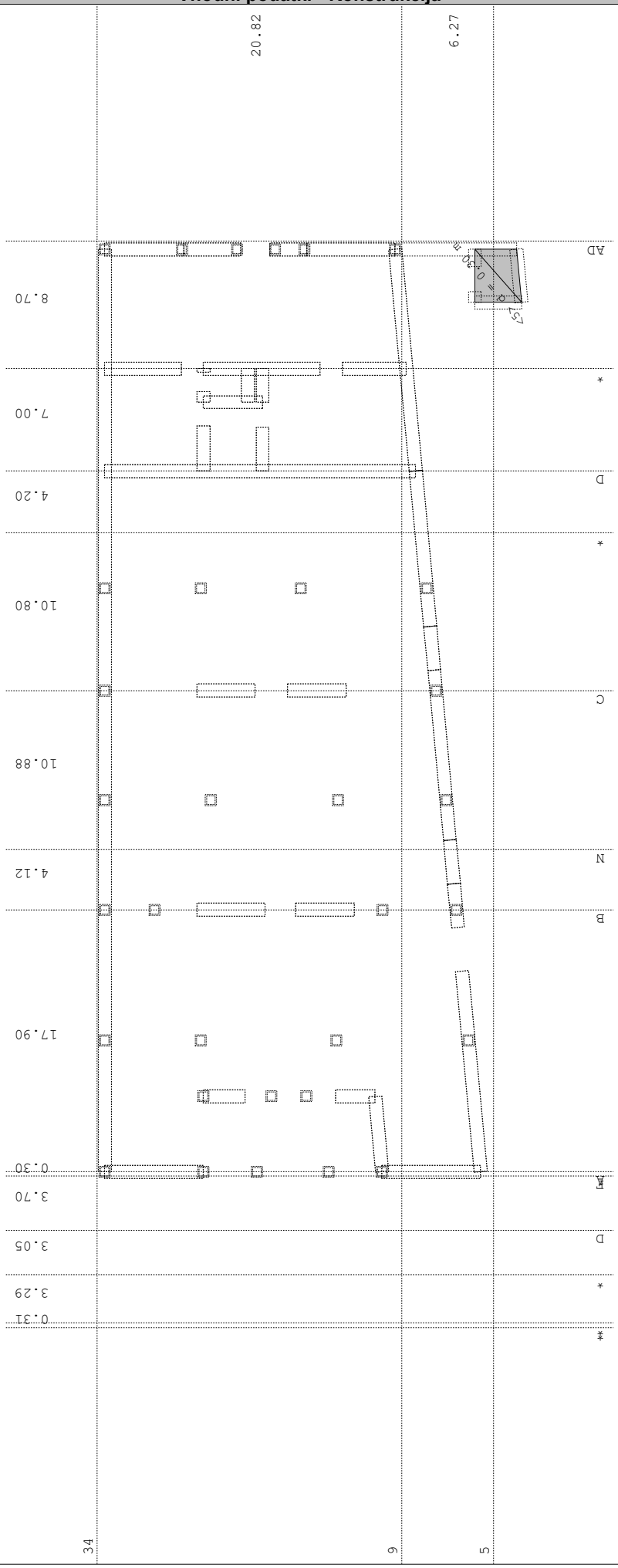

Pogled: plošča nad dvigalom

Vhodni podatki - Obtežba

Lista obtežnih primerov

LC	Naziv	pX [kN]	pY [kN]	pZ [kN]
1	stalna (g)	11.45	-1.07	-173004
2	stalna + zem pritisk (g)	-14751.6	16016.6	-170912
3	vzgon	0.00	0.00	143874
4	koristna	26.60	-1.41	-31623.5
5	sneg+y	-9.77	193.23	-2713.13
6	sneg-y	6.54	-158.37	-2713.13
7	veter +	-43.01	299.11	-633.57
8	veter -	-22.71	-309.21	605.17
9	Vodni pritisk	-2817.71	2567.22	0.00
10	Sx (+e)			
11	Sx (-e)			
12	Sy (+e)			
13	Sy (-e)			
14	SRSS: MAX(X,XI)+MAX(XII,XIII)			
15	Komb.: 1.35xII+III+1.05xIV+0.75xV+ +1.5xVI+0.9xVIII-1.5xIX	-15678.1	17399.1	-125621
16	Komb.: 1.35xII+III+1.05xIV+0.75xV+ +1.5xVI+0.9xVIII+1.5xIX	-24131.2	25100.8	-125621
17	Komb.: 1.35xII+III+1.05xIV+0.75xV+ +1.5xVI+0.9xVII-1.5xIX	-15696.4	17946.6	-126736
18	Komb.: 1.35xII+III+1.05xIV+0.75xV+ +1.5xVI+0.9xVII+1.5xIX	-24149.5	25648.3	-126736
19	Komb.: 1.35xII+III+1.05xIV+1.5xV+ +0.75xVI+0.9xVIII-1.5xIX	-15690.3	17662.8	-125621
20	Komb.: 1.35xII+III+1.05xIV+1.5xV+ +0.75xVI+0.9xVIII+1.5xIX	-24143.5	25364.5	-125621
21	Komb.: 1.35xII+III+1.05xIV+1.5xV+ +0.75xVI+0.9xVII-1.5xIX	-15708.6	18210.3	-126736
22	Komb.: 1.35xII+III+1.05xIV+1.5xV+ +0.75xVI+0.9xVII+1.5xIX	-24161.7	25912.0	-126736
23	Komb.: 1.35xI+III+1.05xIV+0.75xV+ +1.5xVI+0.9xVIII-1.5xIX	4251.99	-4224.68	-128446
24	Komb.: 1.35xI+III+1.05xIV+0.75xV+ +1.5xVI+0.9xVIII+1.5xIX	-4201.14	3476.97	-128446
25	Komb.: 1.35xI+III+1.05xIV+0.75xV+ +1.5xVI+0.9xVII-1.5xIX	4233.73	-3677.19	-129561
26	Komb.: 1.35xI+III+1.05xIV+0.75xV+ +1.5xVI+0.9xVII+1.5xIX	-4219.40	4024.47	-129561
27	Komb.: 1.35xI+III+1.05xIV+1.5xV+ +0.75xVI+0.9xVIII-1.5xIX	4239.76	-3960.98	-128446
28	Komb.: 1.35xI+III+1.05xIV+1.5xV+ +0.75xVI+0.9xVIII+1.5xIX	-4213.37	3740.67	-128446
29	Komb.: 1.35xI+III+1.05xIV+1.5xV+ +0.75xVI+0.9xVII-1.5xIX	4221.49	-3413.49	-129561
30	Komb.: 1.35xI+III+1.05xIV+1.5xV+ +0.75xVI+0.9xVII+1.5xIX	-4231.64	4288.17	-129561
31	Komb.: 1.35xI+0.9xIII+1.05xIV+0.75xV+ +1.5xVI+0.9xVIII-1.5xIX	-15678.1	17399.1	-140009
32	Komb.: 1.35xI+0.9xIII+1.05xIV+0.75xV+ +1.5xVI+0.9xVIII+1.5xIX	-24131.2	25100.8	-140009
33	Komb.: 1.35xI+0.9xIII+1.05xIV+0.75xV+ +1.5xVI+0.9xVII-1.5xIX	-15696.4	17946.6	-141124
34	Komb.: 1.35xI+0.9xIII+1.05xIV+0.75xV+ +1.5xVI+0.9xVII+1.5xIX	-24149.5	25648.3	-141124
35	Komb.: 1.35xI+0.9xIII+1.05xIV+1.5xV+ +0.75xVI+0.9xVIII-1.5xIX	-15690.3	17662.8	-140009
36	Komb.: 1.35xI+0.9xIII+1.05xIV+1.5xV+ +0.75xVI+0.9xVIII+1.5xIX	-24143.5	25364.5	-140009
37	Komb.: 1.35xI+0.9xIII+1.05xIV+1.5xV+ +0.75xVI+0.9xVII-1.5xIX	-15708.6	18210.3	-141124
38	Komb.: 1.35xI+0.9xIII+1.05xIV+1.5xV+ +0.75xVI+0.9xVII+1.5xIX	-24161.7	25912.0	-141124
39	Komb.: 1.35xI+0.9xIII+1.05xIV+0.75xV+ +1.5xVI+0.9xVIII-1.5xIX	4251.99	-4224.68	-142833
40	Komb.: 1.35xI+0.9xIII+1.05xIV+0.75xV+ +1.5xVI+0.9xVIII+1.5xIX	-4201.14	3476.97	-142833
41	Komb.: 1.35xI+0.9xIII+1.05xIV+0.75xV+ +1.5xVI+0.9xVII-1.5xIX	4233.73	-3677.19	-143948
42	Komb.: 1.35xI+0.9xIII+1.05xIV+0.75xV+ +1.5xVI+0.9xVII+1.5xIX	-4219.40	4024.47	-143948
43	Komb.: 1.35xI+0.9xIII+1.05xIV+1.5xV+ +0.75xVI+0.9xVIII-1.5xIX	4239.76	-3960.98	-142833
44	Komb.: 1.35xI+0.9xIII+1.05xIV+1.5xV+ +0.75xVI+0.9xVIII+1.5xIX	-4213.37	3740.67	-142833
45	Komb.: 1.35xI+0.9xIII+1.05xIV+1.5xV+ +0.75xVI+0.9xVII-1.5xIX	4221.49	-3413.49	-143948
46	Komb.: 1.35xI+0.9xIII+1.05xIV+1.5xV+ +0.75xVI+0.9xVII+1.5xIX	-4231.64	4288.17	-143948
47	Komb.: 1.35xII+III+1.05xIV+0.75xV+ +0.75xVI+1.5xVIII-1.5xIX	-15696.6	17332.4	-123223
48	Komb.: 1.35xII+III+1.05xIV+0.75xV+ +0.75xVI+1.5xVIII+1.5xIX	-24149.8	25034.0	-123223
49	Komb.: 1.35xII+III+1.05xIV+0.75xV+ +0.75xVI+1.5xVII-1.5xIX	-15727.1	18244.9	-125082
50	Komb.: 1.35xII+III+1.05xIV+0.75xV+ +0.75xVI+1.5xVII+1.5xIX	-24180.2	25946.5	-125082
51	Komb.: 1.35xI+III+1.05xIV+0.75xV+ +0.75xVI+1.5xVIII-1.5xIX	4233.46	-4291.43	-126048
52	Komb.: 1.35xI+III+1.05xIV+0.75xV+ +0.75xVI+1.5xVIII+1.5xIX	-4219.67	3410.23	-126048
53	Komb.: 1.35xI+III+1.05xIV+0.75xV+ +0.75xVI+1.5xVII-1.5xIX	4203.02	-3378.94	-127906
54	Komb.: 1.35xI+III+1.05xIV+0.75xV+ +0.75xVI+1.5xVII+1.5xIX	-4250.11	4322.72	-127906
55	Komb.: 1.35xI+0.9xIII+1.05xIV+0.75xV+ +0.75xVI+1.5xVIII-1.5xIX	-15696.6	17332.4	-137611
56	Komb.: 1.35xI+0.9xIII+1.05xIV+0.75xV+ +0.75xVI+1.5xVIII+1.5xIX	-24149.8	25034.0	-137611
57	Komb.: 1.35xI+0.9xIII+1.05xIV+0.75xV+ +0.75xVI+1.5xVII-1.5xIX	-15727.1	18244.9	-139469
58	Komb.: 1.35xI+0.9xIII+1.05xIV+0.75xV+ +0.75xVI+1.5xVII+1.5xIX	-24180.2	25946.5	-139469
59	Komb.: 1.35xI+0.9xIII+1.05xIV+0.75xV+ +0.75xVI+1.5xVIII-1.5xIX	4233.46	-4291.43	-140435
60	Komb.: 1.35xI+0.9xIII+1.05xIV+0.75xV+ +0.75xVI+1.5xVIII+1.5xIX	-4219.67	3410.23	-140435
61	Komb.: 1.35xI+0.9xIII+1.05xIV+0.75xV+ +0.75xVI+1.5xVII-1.5xIX	4203.02	-3378.94	-142293
62	Komb.: 1.35xI+0.9xIII+1.05xIV+0.75xV+ +0.75xVI+1.5xVII+1.5xIX	-4250.11	4322.72	-142293
63	Komb.: 1.35xII+III+1.5xIV+0.75xV+ +0.75xVI+0.9xVIII-1.5xIX	-15671.0	17517.3	-137817
64	Komb.: 1.35xII+III+1.5xIV+0.75xV+ +0.75xVI+0.9xVIII+1.5xIX	-24124.2	25218.9	-137817
65	Komb.: 1.35xII+III+1.5xIV+0.75xV+ +0.75xVI+0.9xVII-1.5xIX	-15689.3	18064.7	-138932
66	Komb.: 1.35xII+III+1.5xIV+0.75xV+ +0.75xVI+0.9xVII+1.5xIX	-24142.4	25766.4	-138932
67	Komb.: 1.35xI+III+1.5xIV+0.75xV+ +0.75xVI+0.9xVIII-1.5xIX	4259.06	-4106.54	-140642
68	Komb.: 1.35xI+III+1.5xIV+0.75xV+ +0.75xVI+0.9xVIII+1.5xIX	-4194.07	3595.12	-140642
69	Komb.: 1.35xI+III+1.5xIV+0.75xV+ +0.75xVI+0.9xVII-1.5xIX	4240.79	-3559.04	-141756
70	Komb.: 1.35xI+III+1.5xIV+0.75xV+ +0.75xVI+0.9xVII+1.5xIX	-4212.34	4142.61	-141756
71	Komb.: II+III+1.05xIV+0.75xV+1.5xVI+ +0.9xVIII-1.5xIX	-10515.1	11793.3	-65802.3
72	Komb.: II+III+1.05xIV+0.75xV+1.5xVI+ +0.9xVIII+1.5xIX	-18968.2	19495.0	-65802.3
73	Komb.: II+III+1.05xIV+0.75xV+1.5xVI+ +0.9xVII-1.5xIX	-10533.3	12340.8	-66917.2
74	Komb.: II+III+1.05xIV+0.75xV+1.5xVI+ +0.9xVII+1.5xIX	-18986.5	20042.5	-66917.2
75	Komb.: II+III+1.05xIV+1.5xV+0.75xVI+ +0.9xVIII-1.5xIX	-10527.3	12057.0	-65802.3
76	Komb.: II+III+1.05xIV+1.5xV+0.75xVI+ +0.9xVIII+1.5xIX	-18980.4	19758.7	-65802.3
77	Komb.: II+III+1.05xIV+1.5xV+0.75xVI+ +0.9xVII-1.5xIX	-10545.6	12604.5	-66917.2
78	Komb.: II+III+1.05xIV+1.5xV+0.75xVI+ +0.9xVII+1.5xIX	-18998.7	20306.2	-66917.2
79	Komb.: I+III+1.05xIV+0.75xV+1.5xVI+ +0.9xVIII-1.5xIX	4247.98	-4224.31	-67894.5
80	Komb.: I+III+1.05xIV+0.75xV+1.5xVI+ +0.9xVIII+1.5xIX	-4205.14	3477.35	-67894.5
81	Komb.: I+III+1.05xIV+0.75xV+1.5xVI+ +0.9xVII-1.5xIX	4229.72	-3676.82	-69009.4
82	Komb.: I+III+1.05xIV+0.75xV+1.5xVI+ +0.9xVII+1.5xIX	-4223.41	4024.84	-69009.4
83	Komb.: I+III+1.05xIV+1.5xV+0.75xVI+ +0.9xVIII-1.5xIX	4235.75	-3960.61	-67894.5
84	Komb.: I+III+1.05xIV+1.5xV+0.75xVI+ +0.9xVIII+1.5xIX	-4217.38	3741.05	-67894.5
85	Komb.: I+III+1.05xIV+1.5xV+0.75xVI+ +0.9xVII-1.5xIX	4217.49	-3413.12	-69009.4
86	Komb.: I+III+1.05xIV+1.5xV+0.75xVI+ +0.9xVII+1.5xIX	-4235.64	4288.54	-69009.4
87	Komb.: 1.35xII+0.9xIII+1.5xIV+0.75xV+ +0.75xVI+0.9xVIII-1.5xIX	-15671.0	17517.3	-152205
88	Komb.: 1.35xII+0.9xIII+1.5xIV+0.75xV+ +0.75xVI+0.9xVIII+1.5xIX	-24124.2	25218.9	-152205
89	Komb.: 1.35xII+0.9xIII+1.5xIV+0.75xV+ +0.75xVI+0.9xVII-1.5xIX	-15689.3	18064.7	-153319
90	Komb.: 1.35xII+0.9xIII+1.5xIV+0.75xV+ +0.75xVI+0.9xVII+1.5xIX	-24142.4	25766.4	-153319
91	Komb.: 1.35xI+0.9xIII+1.5xIV+0.75xV+ +0.75xVI+0.9xVIII-1.5xIX	4259.06	-4106.54	-155029
92	Komb.: 1.35xI+0.9xIII+1.5xIV+0.75xV+ +0.75xVI+0.9xVIII+1.5xIX	-4194.07	3595.12	-155029
93	Komb.: 1.35xI+0.9xIII+1.5xIV+0.75xV+ +0.75xVI+0.9xVII-1.5xIX	4240.79	-3559.04	-156144
94	Komb.: 1.35xI+0.9xIII+1.5xIV+0.75xV+ +0.75xVI+0.9xVII+1.5xIX	-4212.34	4142.61	-156144
95	Komb.: II+0.9xIII+1.05xIV+0.75xV+ +1.5xVI+0.9xVIII-1.5xIX	-10515.1	11793.3	-80189.7
96	Komb.: II+0.9xIII+1.05xIV+0.75xV+ +1.5xVI+0.9xVIII+1.5xIX	-18968.2	19495.0	-80189.7
97	Komb.: II+0.9xIII+1.05xIV+0.75xV+ +1.5xVI+0.9xVII-1.5xIX	-10533.3	12340.8	-81304.6
98	Komb.: II+0.9xIII+1.05xIV+0.75xV+ +1.5xVI+0.9xVII+1.5xIX	-18986.5	20042.5	-81304.6
99	Komb.: II+0.9xIII+1.05xIV+1.5xV+ +0.75xVI+0.9xVIII-1.5xIX	-10527.3	12057.0	-80189.7
100	Komb.: II+0.9xIII+1.05xIV+1.5xV+ +0.75xVI+0.9xVIII+1.5xIX	-18980.4	19758.7	-80189.7
101	Komb.: II+0.9xIII+1.05xIV+1.5xV+ +0.75xVI+0.9xVII-1.5xIX	-10545.6	12604.5	-81304.6
102	Komb.: II+0.9xIII+1.05xIV+1.5xV+ +0.75xVI+0.9xVII+1.5xIX	-18998.7	20306.2	-81304.6
103	Komb.: I+0.9xIII+1.05xIV+0.75xV+ +1.5xVI+0.9xVIII-1.5xIX	4247.98	-4224.31	-82281.9
104	Komb.: I+0.9xIII+1.05xIV+0.75xV+ +1.5xVI+0.9xVIII+1.5xIX	-4205.14	3477.35	-82281.9
105	Komb.: I+0.9xIII+1.05xIV+0.75xV+ +1.5xVI+0.9xVII-1.5xIX	4229.72	-3676.82	-83396.8
106	Komb.: I+0.9xIII+1.05xIV+0.75xV+ +1.5xVI+0.9xVII+1.5xIX	-4223.41	4024.84	-83396.8
107	Komb.: I+0.9xIII+1.05xIV+1.5xV+ +0.75xVI+0.9xVIII-1.5xIX	4235.75	-3960.61	-82281.9
108	Komb.: I+0.9xIII+1.05xIV+1.5xV+ +0.75xVI+0.9xVIII+1.5xIX	-4217.38	3741.05	-82281.9
109	Komb.: I+0.9xIII+1.05xIV+1.5xV+ +0.75xVI+0.9xVII-1.5xIX	4217.49	-3413.12	-83396.8
110	Komb.: I+0.9xIII+1.05xIV+1.5xV+ +0.75xVI+0.9xVII+1.5xIX	-4235.64	4288.54	-83396.8
111	Komb.: II+III+1.05xIV+0.75xV+0.75xVI+ +1.5xVIII-1.5xIX	-10533.6	11726.6	-63404.4
112	Komb.: II+III+1.05xIV+0.75xV+0.75xVI+ +1.5xVIII+1.5xIX	-18986.7	19428.2	-63404.4
113	Komb.: II+III+1.05xIV+0.75xV+0.75xVI+ +1.5xVII-1.5xIX	-10564.0	12639.1	-65262.5
114	Komb.: II+III+1.05xIV+0.75xV+0.75xVI+ +1.5xVII+1.5xIX	-19017.2	20340.7	-65262.5
115	Komb.: I+III+1.05xIV+0.75xV+0.75xVI+ +1.5xVIII-1.5xIX	4229.46	-4291.06	-65496.6
116	Komb.: I+III+1.05xIV+0.75xV+0.75xVI+ +1.5xVIII+1.5xIX	-4223.67	3410.60	-65496.6
117	Komb.: I+III+1.05xIV+0.75xV+0.75xVI+ +1.5xVII-1.5xIX	4199.01	-3378.57	-67354.7
118	Komb.: I+III+1.05xIV+0.75xV+0.75xVI+ +1.5xVII+1.5xIX	-4254.12	4323.09	-67354.7
119	Komb.: II+0.9xIII+1.05xIV+0.75xV+ +0.75xVI+1.5xVIII-1.5xIX	-10533.6	11726.6	-77791.7
120	Komb.: II+0.9xIII+1.05xIV+0.75xV+ +0.75xVI+1.5xVIII+1.5xIX	-18986.7	19428.2	-77791.7
121	Komb.: II+0.9xIII+1.05xIV+0.75xV+ +0.75xVI+1.5xVII-1.5xIX	-10564.0	12639.1	-79649.9
122	Komb.: II+0.9xIII+1.05xIV+0.75xV+ +0.75xVI+1.5xVII+1.5xIX	-19017.2	20340.7	-79649.9
123	Komb.: I+0.9xIII+1.05xIV+0.75xV+ +0.75xVI+1.5xVIII-1.5xIX	4229.46	-4291.06	-79883.9
124	Komb.: I+0.9xIII+1.05xIV+0.75xV+ +0.75xVI+1.5xVIII+1.5xIX	-4223.67	3410.60	-79883.9
125	Komb.: I+0.9xIII+1.05xIV+0.75xV+ +0.75xVI+1.5xVII-1.5xIX	4199.01	-3378.57	-81742.1
126	Komb.: I+0.9xIII+1.05xIV+0.75xV+ +0.75xVI+1.5xVII+1.5xIX	-4254.12	4323.09	-81742.1
127	Komb.: II+III+1.5xIV+0.75xV+0.75xVI+ +0.9xVIII-1.5xIX	-10508.0	11911.5	-77998.0
128	Komb.: II+III+1.5xIV+0.75xV+0.75xVI+ +0.9xVIII+1.5xIX	-18961.1	19613.1	-77998.0
129	Komb.: II+III+1.5xIV+0.75xV+0.75xVI+ +0.9xVII-1.5xIX	-10526.3	12459.0	-79112.9
130	Komb.: II+III+1.5xIV+0.75xV+0.75xVI+ +0.9xVII+1.5xIX	-18979.4	20160.6	-79112.9
131	Komb.: I+III+1.5xIV+0.75xV+0.75xVI+ +0.9xVIII-1.5xIX	4255.05	-4106.16	-80090.2
132	Komb.: I+III+1.5xIV+0.75xV+0.75xVI+ +0.9xVIII+1.5xIX	-4198.08	3595.50	-80090.2
133	Komb.: I+III+1.5xIV+0.75xV+0.75xVI+ +0.9xVII-1.5xIX	4236.78	-3558.67	-81205.1
134	Komb.: I+III+1.5xIV+0.75xV+0.75xVI+ +0.9xVII+1.5xIX	-4216.35	4142.99	-81205.1
135	Komb.: II+0.9xIII+1.5xIV+0.75xV+ +0.75xVI+0.9xVIII-1.5xIX	-10508.0	11911.5	-92385.4
136	Komb.: II+0.9xIII+1.5xIV+0.75xV+ +0.75xVI+0.9xVIII+1.5xIX	-18961.1	19613.1	-92385.4
137	Komb.: II+0.9xIII+1.5xIV+0.75xV+ +0.75xVI+0.9xVII-1.5xIX	-10526.3	12459.0	-93500.3
138	Komb.: II+0.9xIII+1.5xIV+0.75xV+ +0.75xVI+0.9xVII+1.5xIX	-18979.4	20160.6	-93500.3
139	Komb.: 1.35xII+III+1.05xIV+0.75xV+ +0.75xVI+0.9xVIII-1.5xIX	-15683.0	17517.9	-123587
140	Komb.: 1.35xII+III+1.05xIV+0.75xV+ +0.75xVI+0.9xVIII+1.5xIX	-24136.1	25219.5	-123587
141	Komb.: 1.35xII+III+1.05xIV+0.75xV+ +0.75xVI+0.9xVII-1.5xIX	-15701.3	18065.4	-124701
142	Komb.: 1.35xII+III+1.05xIV+0.75xV+ +0.75xVI+0.9xVII+1.5xIX	-24154.4	25767.0	-124701
143	Komb.: I+0.9xIII+1.5xIV+0.75xV+ +0.75xVI+0.9xVIII-1.5xIX	4255.05	-4106.16	-94477.6
144	Komb.: I+0.9xIII+1.5xIV+0.75xV+ +0.75xVI+0.9xVIII+1.5xIX	-4198.08	3595.50	-94477.6
145	Komb.: I+0.9xIII+1.5xIV+0.75xV+ +0.75xVI+0.9xVII-1.5xIX	4236.78	-3558.67	-95592.5
146	Komb.: I+0.9xIII+1.5xIV+0.75xV+ +0.75xVI+0.9xVII+1.5xIX	-4216.35	4142.99	-95592.5
147	Komb.: 1.35xI+III+1.05xIV+0.75xV+ +0.75xVI+0.9xVIII-1.5xIX	4247.09	-4105.90	-126411
148	Komb.: 1.35xI+III+1.05xIV+0.75xV+ +0.75xVI+0.9xVIII+1.5xIX	-4206.04	3595.76	-126411
149	Komb.: 1.35xI+III+1.05xIV+0.75xV+ +0.75xVI+0.9xVII-1.5xIX	4228.82	-3558.41	-127526
150	Komb.: 1.35xI+III+1.05xIV+0.75xV+ +0.75xVI+0.9xVII+1.5xIX	-4224.31	4143.25	-127526
151	Komb.: 1.35xII+III+1.05xIV+1.5xVI+ +0.9xVIII-1.5xIX	-15670.8	17254.2	-123587
152	Komb.: 1.35xII+III+1.05xIV+1.5xVI+ +0.9xVIII+1.5xIX	-24123.9	24955.8	-123587

Vhodni podatki - Obtežba

Lista obtežnih primerov

LC	Naziv	pX [kN]	pY [kN]	pZ [kN]
153	Komb.: 1.35xII+III+1.05xIV+1.5xVI+ +0.9xVII-1.5xIX	-15689.1	17801.7	-124701
154	Komb.: 1.35xII+III+1.05xIV+1.5xVI+ +0.9xVII+1.5xIX	-24142.2	25503.3	-124701
155	Komb.: 1.35xII+III+1.05xIV+1.5xV+ +0.9xVIII-1.5xIX	-15695.2	17781.6	-123587
156	Komb.: 1.35xII+III+1.05xIV+1.5xV+ +0.9xVIII+1.5xIX	-24148.4	25483.2	-123587
157	Komb.: 1.35xII+III+1.05xIV+1.5xV+ +0.9xVII-1.5xIX	-15713.5	18329.1	-124701
158	Komb.: 1.35xII+III+1.05xIV+1.5xV+ +0.9xVII+1.5xIX	-24166.6	26030.7	-124701
159	Komb.: 1.35xI+III+1.05xIV+1.5xVI+ +0.9xVIII-1.5xIX	4259.32	-4369.60	-126411
160	Komb.: 1.35xI+III+1.05xIV+1.5xVI+ +0.9xVIII+1.5xIX	-4193.81	3332.06	-126411
161	Komb.: 1.35xI+III+1.05xIV+1.5xVI+ +0.9xVII-1.5xIX	4241.05	-3822.11	-127526
162	Komb.: 1.35xI+III+1.05xIV+1.5xVI+ +0.9xVII+1.5xIX	-4212.08	3879.55	-127526
163	Komb.: 1.35xI+III+1.05xIV+1.5xV+ +0.9xVIII-1.5xIX	4234.86	-3842.20	-126411
164	Komb.: 1.35xI+III+1.05xIV+1.5xV+ +0.9xVIII+1.5xIX	-4218.27	3859.46	-126411
165	Komb.: 1.35xI+III+1.05xIV+1.5xV+ +0.9xVII-1.5xIX	4216.59	-3294.71	-127526
166	Komb.: 1.35xI+III+1.05xIV+1.5xV+ +0.9xVII+1.5xIX	-4236.54	4406.95	-127526
167	Komb.: 1.35xI+0.9xIII+1.05xIV+0.75xV+ +0.75xVI+0.9xVIII-1.5xIX	-15683.0	17517.9	-137974
168	Komb.: 1.35xI+0.9xIII+1.05xIV+0.75xV+ +0.75xVI+0.9xVIII+1.5xIX	-24136.1	25219.5	-137974
169	Komb.: 1.35xI+0.9xIII+1.05xIV+0.75xV+ +0.75xVI+0.9xVII-1.5xIX	-15701.3	18065.4	-139089
170	Komb.: 1.35xI+0.9xIII+1.05xIV+0.75xV+ +0.75xVI+0.9xVII+1.5xIX	-24154.4	25767.0	-139089
171	Komb.: 1.35xI+0.9xIII+1.05xIV+0.75xV+ +0.75xVI+0.9xVIII-1.5xIX	4247.09	-4105.90	-140798
172	Komb.: 1.35xI+0.9xIII+1.05xIV+0.75xV+ +0.75xVI+0.9xVIII+1.5xIX	-4206.04	3595.76	-140798
173	Komb.: 1.35xI+0.9xIII+1.05xIV+0.75xV+ +0.75xVI+0.9xVII-1.5xIX	4228.82	-3558.41	-141913
174	Komb.: 1.35xI+0.9xIII+1.05xIV+0.75xV+ +0.75xVI+0.9xVII+1.5xIX	-4224.31	4143.25	-141913
175	Komb.: 1.35xI+0.9xIII+1.05xIV+1.5xVI+ +0.9xVIII-1.5xIX	-15670.8	17254.2	-137974
176	Komb.: 1.35xI+0.9xIII+1.05xIV+1.5xVI+ +0.9xVIII+1.5xIX	-24123.9	24955.8	-137974
177	Komb.: 1.35xI+0.9xIII+1.05xIV+1.5xVI+ +0.9xVII-1.5xIX	-15689.1	17801.7	-139089
178	Komb.: 1.35xI+0.9xIII+1.05xIV+1.5xVI+ +0.9xVII+1.5xIX	-24142.2	25503.3	-139089
179	Komb.: 1.35xI+0.9xIII+1.05xIV+1.5xV+ +0.9xVIII-1.5xIX	-15695.2	17781.6	-137974
180	Komb.: 1.35xI+0.9xIII+1.05xIV+1.5xV+ +0.9xVIII+1.5xIX	-24148.4	25483.2	-137974
181	Komb.: 1.35xI+0.9xIII+1.05xIV+1.5xV+ +0.9xVII-1.5xIX	-15713.5	18329.1	-139089
182	Komb.: 1.35xI+0.9xIII+1.05xIV+1.5xV+ +0.9xVII+1.5xIX	-24166.6	26030.7	-139089
183	Komb.: 1.35xI+0.9xIII+1.05xIV+1.5xVI+ +0.9xVIII-1.5xIX	4259.32	-4369.60	-140798
184	Komb.: 1.35xI+0.9xIII+1.05xIV+1.5xVI+ +0.9xVIII+1.5xIX	-4193.81	3332.06	-140798
185	Komb.: 1.35xI+0.9xIII+1.05xIV+1.5xVI+ +0.9xVII-1.5xIX	4241.05	-3822.11	-141913
186	Komb.: 1.35xI+0.9xIII+1.05xIV+1.5xVI+ +0.9xVII+1.5xIX	-4212.08	3879.55	-141913
187	Komb.: 1.35xI+0.9xIII+1.05xIV+1.5xV+ +0.9xVIII-1.5xIX	4234.86	-3842.20	-140798
188	Komb.: 1.35xI+0.9xIII+1.05xIV+1.5xV+ +0.9xVIII+1.5xIX	-4218.27	3859.46	-140798
189	Komb.: 1.35xI+0.9xIII+1.05xIV+1.5xV+ +0.9xVII-1.5xIX	4216.59	-3294.71	-141913
190	Komb.: 1.35xI+0.9xIII+1.05xIV+1.5xV+ +0.9xVII+1.5xIX	-4236.54	4406.95	-141913
191	Komb.: 1.35xI+III+1.05xIV+0.75xVI+ +1.5xVIII-1.5xIX	-15689.3	17187.4	-121189
192	Komb.: 1.35xI+III+1.05xIV+0.75xVI+ +1.5xVIII+1.5xIX	-24142.4	24889.1	-121189
193	Komb.: 1.35xI+III+1.05xIV+0.75xVI+ +1.5xVII-1.5xIX	-15719.8	18099.9	-123047
194	Komb.: 1.35xI+III+1.05xIV+0.75xVI+ +1.5xVII+1.5xIX	-24172.9	25801.6	-123047
195	Komb.: 1.35xI+III+1.05xIV+0.75xV+ +1.5xVIII-1.5xIX	-15701.5	17451.1	-121189
196	Komb.: 1.35xI+III+1.05xIV+0.75xV+ +1.5xVIII+1.5xIX	-24154.7	25152.8	-121189
197	Komb.: 1.35xI+III+1.05xIV+0.75xV+ +1.5xVII-1.5xIX	-15732.0	18363.6	-123047
198	Komb.: 1.35xI+III+1.05xIV+0.75xV+ +1.5xVII+1.5xIX	-24185.1	26065.3	-123047
199	Komb.: 1.35xI+III+1.05xIV+0.75xV+ +1.5xVI-1.5xIX	-15657.7	17677.4	-126166
200	Komb.: 1.35xI+III+1.05xIV+0.75xV+ +1.5xVI+1.5xIX	-24110.8	25379.1	-126166
201	Komb.: 1.35xI+III+1.05xIV+1.5xV+ +0.75xVI-1.5xIX	-15669.9	17941.1	-126166
202	Komb.: 1.35xI+III+1.05xIV+1.5xV+ +0.75xVI+1.5xIX	-24123.0	25642.8	-126166
203	Komb.: 1.35xI+III+1.05xIV+0.75xVI+ +1.5xVIII-1.5xIX	4240.79	-4436.35	-124013
204	Komb.: 1.35xI+III+1.05xIV+0.75xVI+ +1.5xVIII+1.5xIX	-4212.34	3265.31	-124013
205	Komb.: 1.35xI+III+1.05xIV+0.75xVI+ +1.5xVII-1.5xIX	4210.34	-3523.86	-125871
206	Komb.: 1.35xI+III+1.05xIV+0.75xVI+ +1.5xVII+1.5xIX	-4242.78	4177.80	-125871
207	Komb.: 1.35xI+III+1.05xIV+0.75xV+ +1.5xVIII-1.5xIX	4228.56	-4172.65	-124013
208	Komb.: 1.35xI+III+1.05xIV+0.75xV+ +1.5xVIII+1.5xIX	-4224.57	3529.01	-124013
209	Komb.: 1.35xI+III+1.05xIV+0.75xV+ +1.5xVII-1.5xIX	4198.11	-3260.16	-125871
210	Komb.: 1.35xI+III+1.05xIV+0.75xV+ +1.5xVII+1.5xIX	-4255.02	4441.50	-125871
211	Komb.: 1.35xI+III+1.05xIV+0.75xV+ +1.5xVI-1.5xIX	4272.43	-3946.39	-128991
212	Komb.: 1.35xI+III+1.05xIV+0.75xV+ +1.5xVI+1.5xIX	-4180.70	3755.26	-128991
213	Komb.: 1.35xI+III+1.05xIV+1.5xV+ +0.75xVI-1.5xIX	4260.20	-3682.69	-128991
214	Komb.: 1.35xI+III+1.05xIV+1.5xV+ +0.75xVI+1.5xIX	-4192.93	4018.96	-128991
215	Komb.: 1.35xII+0.9xIII+1.05xIV+0.75xVI+ +1.5xVIII-1.5xIX	-15689.3	17187.4	-135576
216	Komb.: 1.35xII+0.9xIII+1.05xIV+0.75xVI+ +1.5xVIII+1.5xIX	-24142.4	24889.1	-135576
217	Komb.: 1.35xII+0.9xIII+1.05xIV+ +0.75xVI+1.5xVII-1.5xIX	-15719.8	18099.9	-137434
218	Komb.: 1.35xII+0.9xIII+1.05xIV+ +0.75xVI+1.5xVII+1.5xIX	-24172.9	25801.6	-137434
219	Komb.: 1.35xII+0.9xIII+1.05xIV+0.75xV+ +1.5xVIII-1.5xIX	-15701.5	17451.1	-135576
220	Komb.: 1.35xII+0.9xIII+1.05xIV+0.75xV+ +1.5xVIII+1.5xIX	-24154.7	25152.8	-135576
221	Komb.: 1.35xII+0.9xIII+1.05xIV+0.75xV+ +1.5xVII-1.5xIX	-15732.0	18363.6	-137434
222	Komb.: 1.35xII+0.9xIII+1.05xIV+0.75xV+ +1.5xVII+1.5xIX	-24185.1	26065.3	-137434
223	Komb.: 1.35xII+0.9xIII+1.05xIV+ +0.75xV+1.5xVI-1.5xIX	-15657.7	17677.4	-140553
224	Komb.: 1.35xII+0.9xIII+1.05xIV+ +0.75xV+1.5xVI+1.5xIX	-24110.8	25379.1	-140553
225	Komb.: 1.35xII+0.9xIII+1.05xIV+1.5xV+ +0.75xVI-1.5xIX	-15669.9	17941.1	-140553
226	Komb.: 1.35xII+0.9xIII+1.05xIV+1.5xV+ +0.75xVI+1.5xIX	-24123.0	25642.8	-140553
227	Komb.: 1.35xI+0.9xIII+1.05xIV+0.75xVI+ +1.5xVIII-1.5xIX	4240.79	-4436.35	-138400
228	Komb.: 1.35xI+0.9xIII+1.05xIV+0.75xVI+ +1.5xVIII+1.5xIX	-4212.34	3265.31	-138400
229	Komb.: 1.35xI+0.9xIII+1.05xIV+0.75xVI+ +1.5xVII-1.5xIX	4210.34	-3523.86	-140259
230	Komb.: 1.35xI+0.9xIII+1.05xIV+0.75xVI+ +1.5xVII+1.5xIX	-4242.78	4177.80	-140259
231	Komb.: 1.35xI+0.9xIII+1.05xIV+0.75xV+ +1.5xVIII-1.5xIX	4228.56	-4172.65	-138400
232	Komb.: 1.35xI+0.9xIII+1.05xIV+0.75xV+ +1.5xVIII+1.5xIX	-4224.57	3529.01	-138400
233	Komb.: 1.35xI+0.9xIII+1.05xIV+0.75xV+ +1.5xVII-1.5xIX	4198.11	-3260.16	-140259
234	Komb.: 1.35xI+0.9xIII+1.05xIV+0.75xV+ +1.5xVII+1.5xIX	-4255.02	4441.50	-140259
235	Komb.: 1.35xI+0.9xIII+1.05xIV+0.75xV+ +1.5xVI-1.5xIX	4272.43	-3946.39	-143378
236	Komb.: 1.35xI+0.9xIII+1.05xIV+0.75xV+ +1.5xVI+1.5xIX	-4180.70	3755.26	-143378
237	Komb.: 1.35xI+0.9xIII+1.05xIV+1.5xV+ +0.75xVI-1.5xIX	4260.20	-3682.69	-143378
238	Komb.: 1.35xI+0.9xIII+1.05xIV+1.5xV+ +0.75xVI+1.5xIX	-4192.93	4018.96	-143378
239	Komb.: 1.35xII+III+0.75xV+1.5xVI+ +0.9xVIII-1.5xIX	-15706.0	17400.6	-92416.7
240	Komb.: 1.35xII+III+0.75xV+1.5xVI+ +0.9xVIII+1.5xIX	-24159.2	25102.2	-92416.7
241	Komb.: 1.35xII+III+0.75xV+1.5xVI+ +0.9xVII-1.5xIX	-15724.3	17948.1	-93531.5
242	Komb.: 1.35xII+III+0.75xV+1.5xVI+ +0.9xVII+1.5xIX	-24177.4	25649.7	-93531.5
243	Komb.: 1.35xII+III+1.5xV+0.75xVI+ +0.9xVIII-1.5xIX	-15718.3	17664.3	-92416.7
244	Komb.: 1.35xII+III+1.5xV+0.75xVI+ +0.9xVIII+1.5xIX	-24171.4	25365.9	-92416.7
245	Komb.: 1.35xII+III+1.5xV+0.75xVI+ +0.9xVII-1.5xIX	-15736.5	18211.8	-93531.5
246	Komb.: 1.35xII+III+1.5xV+0.75xVI+ +0.9xVII+1.5xIX	-24189.7	25913.4	-93531.5
247	Komb.: 1.35xII+III+1.5xIV+0.75xVI+ +0.9xVIII-1.5xIX	-15663.7	17372.3	-135782
248	Komb.: 1.35xII+III+1.5xIV+0.75xVI+ +0.9xVIII+1.5xIX	-24116.8	25074.0	-135782
249	Komb.: 1.35xII+III+1.5xIV+0.75xVI+ +0.9xVII-1.5xIX	-15682.0	17919.8	-136897
250	Komb.: 1.35xII+III+1.5xIV+0.75xVI+ +0.9xVII+1.5xIX	-24135.1	25621.5	-136897
251	Komb.: 1.35xII+III+1.5xIV+0.75xV+ +0.9xVIII-1.5xIX	-15676.0	17636.0	-135782
252	Komb.: 1.35xII+III+1.5xIV+0.75xV+ +0.9xVIII+1.5xIX	-24129.1	25337.7	-135782
253	Komb.: 1.35xII+III+1.5xIV+0.75xV+ +0.9xVII-1.5xIX	-15694.2	18183.5	-136897
254	Komb.: 1.35xII+III+1.5xIV+0.75xV+ +0.9xVII+1.5xIX	-24147.3	25885.2	-136897
255	Komb.: 1.35xI+III+0.75xV+1.5xVI+ +0.9xVIII-1.5xIX	4224.07	-4223.21	-95241.2
256	Komb.: 1.35xI+III+0.75xV+1.5xVI+ +0.9xVIII+1.5xIX	-4229.06	3478.45	-95241.2
257	Komb.: 1.35xI+III+0.75xV+1.5xVI+ +0.9xVII-1.5xIX	4205.80	-3675.71	-96356.0
258	Komb.: 1.35xI+III+0.75xV+1.5xVI+ +0.9xVII+1.5xIX	-4247.33	4025.95	-96356.0
259	Komb.: 1.35xI+III+1.5xV+0.75xVI+ +0.9xVIII-1.5xIX	4211.83	-3959.51	-95241.2
260	Komb.: 1.35xI+III+1.5xV+0.75xVI+ +0.9xVIII+1.5xIX	-4241.29	3742.15	-95241.2
261	Komb.: 1.35xI+III+1.5xV+0.75xVI+ +0.9xVII-1.5xIX	4193.57	-3412.01	-96356.0
262	Komb.: 1.35xI+III+1.5xV+0.75xVI+ +0.9xVII+1.5xIX	-4259.56	4289.65	-96356.0
263	Komb.: 1.35xI+III+1.5xIV+0.75xVI+ +0.9xVIII-1.5xIX	4266.39	-4251.46	-138607
264	Komb.: 1.35xI+III+1.5xIV+0.75xVI+ +0.9xVIII+1.5xIX	-4186.74	3450.20	-138607
265	Komb.: 1.35xI+III+1.5xIV+0.75xVI+ +0.9xVII-1.5xIX	4248.12	-3703.96	-139722
266	Komb.: 1.35xI+III+1.5xIV+0.75xVI+ +0.9xVII+1.5xIX	-4205.01	3997.70	-139722
267	Komb.: 1.35xI+III+1.5xIV+0.75xV+ +0.9xVIII-1.5xIX	4254.16	-3987.76	-138607
268	Komb.: 1.35xI+III+1.5xIV+0.75xV+ +0.9xVIII+1.5xIX	-4198.97	3713.90	-138607
269	Komb.: 1.35xI+III+1.5xIV+0.75xV+ +0.9xVII-1.5xIX	4235.89	-3440.26	-139722
270	Komb.: 1.35xI+III+1.5xIV+0.75xV+ +0.9xVII+1.5xIX	-4217.24	4261.40	-139722
271	Komb.: II+III+1.05xIV+0.75xV+0.75xVI+ +0.9xVIII-1.5xIX	-10520.0	11912.1	-63767.5
272	Komb.: II+III+1.05xIV+0.75xV+0.75xVI+ +0.9xVIII+1.5xIX	-18973.1	19613.8	-63767.5
273	Komb.: II+III+1.05xIV+0.75xV+0.75xVI+ +0.9xVII-1.5xIX	-10538.2	12459.6	-64882.3
274	Komb.: II+III+1.05xIV+0.75xV+0.75xVI+ +0.9xVII+1.5xIX	-18991.4	20161.2	-64882.3
275	Komb.: I+III+1.05xIV+0.75xV+0.75xVI+ +0.9xVIII-1.5xIX	4243.08	-4105.53	-65859.7
276	Komb.: I+III+1.05xIV+0.75xV+0.75xVI+ +0.9xVIII+1.5xIX	-4210.05	3596.13	-65859.7
277	Komb.: I+III+1.05xIV+0.75xV+0.75xVI+ +0.9xVII-1.5xIX	4224.81	-3558.04	-66974.5
278	Komb.: I+III+1.05xIV+0.75xV+0.75xVI+ +0.9xVII+1.5xIX	-4228.32	4143.62	-66974.5
279	Komb.: II+III+1.05xIV+1.5xVI+0.9xVIII- -1.5xIX	-10507.7	11648.4	-63767.5
280	Komb.: II+III+1.05xIV+1.5xVI+0.9xVIII+ +1.5xIX	-18960.9	19350.1	-63767.5
281	Komb.: II+III+1.05xIV+1.5xVI+0.9xVII- -1.5xIX	-10526.0	12195.9	-64882.3
282	Komb.: II+III+1.05xIV+1.5xVI+0.9xVII+ +1.5xIX	-18979.1	19897.5	-64882.3
283	Komb.: II+III+1.05xIV+1.5xV+0.9xVIII- -1.5xIX	-10532.2	12175.8	-63767.5
284	Komb.: II+III+1.05xIV+1.5xV+0.9xVIII+ +1.5xIX	-18985.3	19877.5	-63767.5
285	Komb.: II+III+1.05xIV+1.5xV+0.9xVII- -1.5xIX	-10550.5	12723.3	-64882.3
286	Komb.: II+III+1.05xIV+1.5xV+0.9xVII+ +1.5xIX	-19003.6	20424.9	-64882.3
287	Komb.: I+III+1.05xIV+1.5xVI+0.9xVIII- -1.5xIX	4255.31	-4369.23	-65859.7
288	Komb.: I+III+1.05xIV+1.5xVI+0.9xVIII+ +1.5xIX	-4197.82	3332.43	-65859.7
289	Komb.: I+III+1.05xIV+1.5xVI+0.9xVII- -1.5xIX	4237.04	-3821.74	-66974.5
290	Komb.: I+III+1.05xIV+1.5xVI+0.9xVII+ +1.5xIX	-4216.08	3879.92	-66974.5
291	Komb.: I+III+1.05xIV+1.5xV+0.9xVIII- -1.5xIX	4230.85	-3841.83	-65859.7
292	Komb.: I+III+1.05xIV+1.5xV+0.9xVIII+ +1.5xIX	-4222.28	3859.83	-65859.7
293	Komb.: I+III+1.05xIV+1.5xV+0.9xVII- -1.5xIX	4212.58	-3294.34	-66974.5
294	Komb.: I+III+1.05xIV+1.5xV+0.9xVII+ +1.5xIX	-4240.55	4407.32	-66974.5
295	Komb.: 1.35xII+0.9xIII+0.75xV+1.5xVI+ +0.9xVIII-1.5xIX	-15706.0	17400.6	-106804
296	Komb.: 1.35xII+0.9xIII+0.75xV+1.5xVI+ +0.9xVIII+1.5xIX	-24159.2	25102.2	-106804
297	Komb.: 1.35xII+0.9xIII+0.75xV+1.5xVI+ +0.9xVII-1.5xIX	-15724.3	17948.1	-107919

Vhodni podatki - Obtežba

Lista obtežnih primerov

LC	Naziv	pX [kN]	pY [kN]	pZ [kN]
298	Komb.: 1.35xII+0.9xIII+0.75xV+1.5xVI+ +0.9xVII+1.5xIX	-24177.4	25649.7	-107919
299	Komb.: 1.35xII+0.9xIII+1.5xV+0.75xVI+ +0.9xVIII-1.5xIX	-15718.3	17664.3	-106804
300	Komb.: 1.35xII+0.9xIII+1.5xV+0.75xVI+ +0.9xVIII+1.5xIX	-24171.4	25365.9	-106804
301	Komb.: 1.35xII+0.9xIII+1.5xV+0.75xVI+ +0.9xVII-1.5xIX	-15736.5	18211.8	-107919
302	Komb.: 1.35xII+0.9xIII+1.5xV+0.75xVI+ +0.9xVII+1.5xIX	-24189.7	25913.4	-107919
303	Komb.: 1.35xII+0.9xIII+1.5xIV+0.75xVI+ +0.9xVIII-1.5xIX	-15663.7	17372.3	-150170
304	Komb.: 1.35xII+0.9xIII+1.5xIV+0.75xVI+ +0.9xVIII+1.5xIX	-24116.8	25074.0	-150170
305	Komb.: 1.35xII+0.9xIII+1.5xIV+0.75xVI+ +0.9xVII-1.5xIX	-15682.0	17919.8	-151285
306	Komb.: 1.35xII+0.9xIII+1.5xIV+0.75xVI+ +0.9xVII+1.5xIX	-24135.1	25621.5	-151285
307	Komb.: 1.35xII+0.9xIII+1.5xIV+0.75xV+ +0.9xVIII-1.5xIX	-15676.0	17636.0	-150170
308	Komb.: 1.35xII+0.9xIII+1.5xIV+0.75xV+ +0.9xVIII+1.5xIX	-24129.1	25337.7	-150170
309	Komb.: 1.35xII+0.9xIII+1.5xIV+0.75xV+ +0.9xVII-1.5xIX	-15694.2	18183.5	-151285
310	Komb.: 1.35xII+0.9xIII+1.5xIV+0.75xV+ +0.9xVII+1.5xIX	-24147.3	25885.2	-151285
311	Komb.: 1.35xI+0.9xIII+0.75xV+1.5xVI+ +0.9xVIII-1.5xIX	4224.07	-4223.21	-109629
312	Komb.: 1.35xI+0.9xIII+0.75xV+1.5xVI+ +0.9xVIII+1.5xIX	-4229.06	3478.45	-109629
313	Komb.: 1.35xI+0.9xIII+0.75xV+1.5xVI+ +0.9xVII-1.5xIX	4205.80	-3675.71	-110743
314	Komb.: 1.35xI+0.9xIII+0.75xV+1.5xVI+ +0.9xVII+1.5xIX	-4247.33	4025.95	-110743
315	Komb.: 1.35xI+0.9xIII+1.5xV+0.75xVI+ +0.9xVIII-1.5xIX	4211.83	-3959.51	-109629
316	Komb.: 1.35xI+0.9xIII+1.5xV+0.75xVI+ +0.9xVIII+1.5xIX	-4241.29	3742.15	-109629
317	Komb.: 1.35xI+0.9xIII+1.5xV+0.75xVI+ +0.9xVII-1.5xIX	4193.57	-3412.01	-110743
318	Komb.: 1.35xI+0.9xIII+1.5xV+0.75xVI+ +0.9xVII+1.5xIX	-4259.56	4289.65	-110743
319	Komb.: 1.35xI+0.9xIII+1.5xIV+0.75xVI+ +0.9xVIII-1.5xIX	4266.39	-4251.46	-152994
320	Komb.: 1.35xI+0.9xIII+1.5xIV+0.75xVI+ +0.9xVIII+1.5xIX	-4186.74	3450.20	-152994
321	Komb.: 1.35xI+0.9xIII+1.5xIV+0.75xVI+ +0.9xVII-1.5xIX	4248.12	-3703.96	-154109
322	Komb.: 1.35xI+0.9xIII+1.5xIV+0.75xVI+ +0.9xVII+1.5xIX	-4205.01	3997.70	-154109
323	Komb.: 1.35xI+0.9xIII+1.5xIV+0.75xV+ +0.9xVIII-1.5xIX	4254.16	-3987.76	-152994
324	Komb.: 1.35xI+0.9xIII+1.5xIV+0.75xV+ +0.9xVIII+1.5xIX	-4198.97	3713.90	-152994
325	Komb.: 1.35xI+0.9xIII+1.5xIV+0.75xV+ +0.9xVII-1.5xIX	4235.89	-3440.26	-154109
326	Komb.: 1.35xI+0.9xIII+1.5xIV+0.75xV+ +0.9xVII+1.5xIX	-4217.24	4261.40	-154109
327	Komb.: II+0.9xIII+1.05xIV+0.75xV+ +0.75xVI+0.9xVIII-1.5xIX	-10520.0	11912.1	-78154.8
328	Komb.: II+0.9xIII+1.05xIV+0.75xV+ +0.75xVI+0.9xVIII+1.5xIX	-18973.1	19613.8	-78154.8
329	Komb.: II+0.9xIII+1.05xIV+0.75xV+ +0.75xVI+0.9xVII-1.5xIX	-10538.2	12459.6	-79269.7
330	Komb.: II+0.9xIII+1.05xIV+0.75xV+ +0.75xVI+0.9xVII+1.5xIX	-18991.4	20161.2	-79269.7
331	Komb.: I+0.9xIII+1.05xIV+0.75xV+ +0.75xVI+0.9xVIII-1.5xIX	4243.08	-4105.53	-80247.1
332	Komb.: I+0.9xIII+1.05xIV+0.75xV+ +0.75xVI+0.9xVIII+1.5xIX	-4210.05	3596.13	-80247.1
333	Komb.: I+0.9xIII+1.05xIV+0.75xV+ +0.75xVI+0.9xVII-1.5xIX	4224.81	-3558.04	-81361.9
334	Komb.: I+0.9xIII+1.05xIV+0.75xV+ +0.75xVI+0.9xVII+1.5xIX	-4228.32	4143.62	-81361.9
335	Komb.: II+0.9xIII+1.05xIV+1.5xVI+ +0.9xVIII-1.5xIX	-10507.7	11648.4	-78154.8
336	Komb.: II+0.9xIII+1.05xIV+1.5xVI+ +0.9xVIII+1.5xIX	-18960.9	19350.1	-78154.8
337	Komb.: II+0.9xIII+1.05xIV+1.5xVI+ +0.9xVII-1.5xIX	-10526.0	12195.9	-79269.7
338	Komb.: II+0.9xIII+1.05xIV+1.5xVI+ +0.9xVII+1.5xIX	-18979.1	19897.5	-79269.7
339	Komb.: II+0.9xIII+1.05xIV+1.5xV+ +0.9xVIII-1.5xIX	-10532.2	12175.8	-78154.8
340	Komb.: II+0.9xIII+1.05xIV+1.5xV+ +0.9xVIII+1.5xIX	-18985.3	19877.5	-78154.8
341	Komb.: II+0.9xIII+1.05xIV+1.5xV+ +0.9xVII-1.5xIX	-10550.5	12723.3	-79269.7
342	Komb.: II+0.9xIII+1.05xIV+1.5xV+ +0.9xVII+1.5xIX	-19003.6	20424.9	-79269.7
343	Komb.: 1.35xII+III+0.75xV+0.75xVI+ +1.5xVIII-1.5xIX	-15724.6	17333.8	-90018.7
344	Komb.: 1.35xII+III+0.75xV+0.75xVI+ +1.5xVIII+1.5xIX	-24177.7	25035.5	-90018.7
345	Komb.: 1.35xII+III+0.75xV+0.75xVI+ +1.5xVII-1.5xIX	-15755.0	18246.3	-91876.8
346	Komb.: 1.35xII+III+0.75xV+0.75xVI+ +1.5xVII+1.5xIX	-24208.1	25948.0	-91876.8
347	Komb.: 1.35xII+III+1.5xIV+0.75xV+ +0.75xVI-1.5xIX	-15650.6	17795.5	-138362
348	Komb.: 1.35xII+III+1.5xIV+0.75xV+ +0.75xVI+1.5xIX	-24103.7	25497.2	-138362
349	Komb.: I+0.9xIII+1.05xIV+1.5xVI+ +0.9xVIII-1.5xIX	4255.31	-4369.23	-80247.1
350	Komb.: I+0.9xIII+1.05xIV+1.5xVI+ +0.9xVIII+1.5xIX	-4197.82	3332.43	-80247.1
351	Komb.: I+0.9xIII+1.05xIV+1.5xVI+ +0.9xVII-1.5xIX	4237.04	-3821.74	-81361.9
352	Komb.: I+0.9xIII+1.05xIV+1.5xVI+ +0.9xVII+1.5xIX	-4216.08	3879.92	-81361.9
353	Komb.: I+0.9xIII+1.05xIV+1.5xV+ +0.9xVIII-1.5xIX	4230.85	-3841.83	-80247.1
354	Komb.: I+0.9xIII+1.05xIV+1.5xV+ +0.9xVIII+1.5xIX	-4222.28	3859.83	-80247.1
355	Komb.: I+0.9xIII+1.05xIV+1.5xV+ +0.9xVII-1.5xIX	4212.58	-3294.34	-81361.9
356	Komb.: I+0.9xIII+1.05xIV+1.5xV+ +0.9xVII+1.5xIX	-4240.55	4407.32	-81361.9
357	Komb.: 1.35xI+III+0.75xV+0.75xVI+ +1.5xVIII-1.5xIX	4205.54	-4289.95	-92843.2
358	Komb.: 1.35xI+III+0.75xV+0.75xVI+ +1.5xVIII+1.5xIX	-4247.59	3411.71	-92843.2
359	Komb.: 1.35xI+III+0.75xV+0.75xVI+ +1.5xVII-1.5xIX	4175.09	-3377.46	-94701.3
360	Komb.: 1.35xI+III+0.75xV+0.75xVI+ +1.5xVII+1.5xIX	-4278.04	4324.19	-94701.3
361	Komb.: 1.35xI+III+1.5xIV+0.75xV+ +0.75xVI-1.5xIX	4279.50	-3828.25	-141186
362	Komb.: 1.35xI+III+1.5xIV+0.75xV+ +0.75xVI+1.5xIX	-4173.63	3873.41	-141186
363	Komb.: II+III+1.05xIV+0.75xVI+1.5xVIII- -1.5xIX	-10526.3	11581.6	-61369.5
364	Komb.: II+III+1.05xIV+0.75xVI+1.5xVIII+ +1.5xIX	-18979.4	19283.3	-61369.5
365	Komb.: II+III+1.05xIV+0.75xVI+1.5xVII- -1.5xIX	-10556.7	12494.1	-63227.6
366	Komb.: II+III+1.05xIV+0.75xVI+1.5xVII+ +1.5xIX	-19009.8	20195.8	-63227.6
367	Komb.: II+III+1.05xIV+0.75xV+1.5xVIII- -1.5xIX	-10538.5	11845.3	-61369.5
368	Komb.: II+III+1.05xIV+0.75xV+1.5xVIII+ +1.5xIX	-18991.6	19547.0	-61369.5
369	Komb.: II+III+1.05xIV+0.75xV+1.5xVII- -1.5xIX	-10568.9	12757.8	-63227.6
370	Komb.: II+III+1.05xIV+0.75xV+1.5xVII+ +1.5xIX	-19022.1	20459.5	-63227.6
371	Komb.: II+III+1.05xIV+0.75xV+1.5xVI- -1.5xIX	-10494.6	12071.6	-66347.0
372	Komb.: II+III+1.05xIV+0.75xV+1.5xVI+ +1.5xIX	-18947.7	19773.3	-66347.0
373	Komb.: II+III+1.05xIV+1.5xV+0.75xVI- -1.5xIX	-10506.8	12335.3	-66347.0
374	Komb.: II+III+1.05xIV+1.5xV+0.75xVI+ +1.5xIX	-18960.0	20037.0	-66347.0
375	Komb.: I+III+1.05xIV+0.75xVI+1.5xVIII- -1.5xIX	4236.78	-4435.98	-63461.7
376	Komb.: I+III+1.05xIV+0.75xVI+1.5xVIII+ +1.5xIX	-4216.35	3265.68	-63461.7
377	Komb.: I+III+1.05xIV+0.75xVI+1.5xVII- -1.5xIX	4206.34	-3523.49	-65319.8
378	Komb.: I+III+1.05xIV+0.75xVI+1.5xVII+ +1.5xIX	-4246.79	4178.17	-65319.8
379	Komb.: I+III+1.05xIV+0.75xV+1.5xVIII- -1.5xIX	4224.55	-4172.28	-63461.7
380	Komb.: I+III+1.05xIV+0.75xV+1.5xVIII+ +1.5xIX	-4228.58	3529.38	-63461.7
381	Komb.: I+III+1.05xIV+0.75xV+1.5xVII- -1.5xIX	4194.10	-3259.79	-65319.8
382	Komb.: I+III+1.05xIV+0.75xV+1.5xVII+ +1.5xIX	-4259.02	4441.87	-65319.8
383	Komb.: I+III+1.05xIV+0.75xV+1.5xVI- -1.5xIX	4268.42	-3946.02	-68439.2
384	Komb.: I+III+1.05xIV+0.75xV+1.5xVI+ +1.5xIX	-4184.71	3755.64	-68439.2
385	Komb.: I+III+1.05xIV+1.5xV+0.75xVI- -1.5xIX	4256.19	-3682.32	-68439.2
386	Komb.: I+III+1.05xIV+1.5xV+0.75xVI+ +1.5xIX	-4196.94	4019.34	-68439.2
387	Komb.: 1.35xII+0.9xIII+0.75xV+0.75xVI+ +1.5xVIII-1.5xIX	-15724.6	17333.8	-104406
388	Komb.: 1.35xII+0.9xIII+0.75xV+0.75xVI+ +1.5xVIII+1.5xIX	-24177.7	25035.5	-104406
389	Komb.: 1.35xII+0.9xIII+0.75xV+0.75xVI+ +1.5xVII-1.5xIX	-15755.0	18246.3	-106264
390	Komb.: 1.35xII+0.9xIII+0.75xV+0.75xVI+ +1.5xVII+1.5xIX	-24208.1	25948.0	-106264
391	Komb.: 1.35xII+0.9xIII+1.5xIV+0.75xV+ +0.75xVI-1.5xIX	-15650.6	17795.5	-152749
392	Komb.: 1.35xII+0.9xIII+1.5xIV+0.75xV+ +0.75xVI+1.5xIX	-24103.7	25497.2	-152749
393	Komb.: 1.35xI+0.9xIII+0.75xV+0.75xVI+ +1.5xVIII-1.5xIX	4205.54	-4289.95	-107231
394	Komb.: 1.35xI+0.9xIII+0.75xV+0.75xVI+ +1.5xVIII+1.5xIX	-4247.59	3411.71	-107231
395	Komb.: 1.35xI+0.9xIII+0.75xV+0.75xVI+ +1.5xVII-1.5xIX	4175.09	-3377.46	-109089
396	Komb.: 1.35xI+0.9xIII+0.75xV+0.75xVI+ +1.5xVII+1.5xIX	-4278.04	4324.19	-109089
397	Komb.: 1.35xI+0.9xIII+1.5xIV+0.75xV+ +0.75xVI-1.5xIX	4279.50	-3828.25	-155574
398	Komb.: 1.35xI+0.9xIII+1.5xIV+0.75xV+ +0.75xVI+1.5xIX	-4173.63	3873.41	-155574
399	Komb.: II+0.9xIII+1.05xIV+0.75xVI+ +1.5xVIII-1.5xIX	-10526.3	11581.6	-75756.9
400	Komb.: II+0.9xIII+1.05xIV+0.75xVI+ +1.5xVIII+1.5xIX	-18979.4	19283.3	-75756.9
401	Komb.: II+0.9xIII+1.05xIV+0.75xVI+ +1.5xVII-1.5xIX	-10556.7	12494.1	-77615.0
402	Komb.: II+0.9xIII+1.05xIV+0.75xVI+ +1.5xVII+1.5xIX	-19009.8	20195.8	-77615.0
403	Komb.: II+0.9xIII+1.05xIV+0.75xV+ +1.5xVIII-1.5xIX	-10538.5	11845.3	-75756.9
404	Komb.: II+0.9xIII+1.05xIV+0.75xV+ +1.5xVIII+1.5xIX	-18991.6	19547.0	-75756.9
405	Komb.: II+0.9xIII+1.05xIV+0.75xV+ +1.5xVII-1.5xIX	-10568.9	12757.8	-77615.0
406	Komb.: II+0.9xIII+1.05xIV+0.75xV+ +1.5xVII+1.5xIX	-19022.1	20459.5	-77615.0
407	Komb.: II+0.9xIII+1.05xIV+0.75xV+ +1.5xVI-1.5xIX	-10494.6	12071.6	-80734.4
408	Komb.: II+0.9xIII+1.05xIV+0.75xV+ +1.5xVI+1.5xIX	-18947.7	19773.3	-80734.4
409	Komb.: II+0.9xIII+1.05xIV+1.5xV+ +0.75xVI-1.5xIX	-10506.8	12335.3	-80734.4
410	Komb.: II+0.9xIII+1.05xIV+1.5xV+ +0.75xVI+1.5xIX	-18960.0	20037.0	-80734.4
411	Komb.: I+0.9xIII+1.05xIV+0.75xVI+ +1.5xVIII-1.5xIX	4236.78	-4435.98	-77849.1
412	Komb.: I+0.9xIII+1.05xIV+0.75xVI+ +1.5xVIII+1.5xIX	-4216.35	3265.68	-77849.1
413	Komb.: I+0.9xIII+1.05xIV+0.75xVI+ +1.5xVII-1.5xIX	4206.34	-3523.49	-79707.2
414	Komb.: I+0.9xIII+1.05xIV+0.75xVI+ +1.5xVII+1.5xIX	-4246.79	4178.17	-79707.2
415	Komb.: I+0.9xIII+1.05xIV+0.75xV+ +1.5xVIII-1.5xIX	4224.55	-4172.28	-77849.1
416	Komb.: I+0.9xIII+1.05xIV+0.75xV+ +1.5xVIII+1.5xIX	-4228.58	3529.38	-77849.1
417	Komb.: I+0.9xIII+1.05xIV+0.75xV+ +1.5xVII-1.5xIX	4194.10	-3259.79	-79707.2
418	Komb.: I+0.9xIII+1.05xIV+0.75xV+ +1.5xVII+1.5xIX	-4259.02	4441.87	-79707.2
419	Komb.: I+0.9xIII+1.05xIV+0.75xV+ +1.5xVI-1.5xIX	4268.42	-3946.02	-82826.6
420	Komb.: I+0.9xIII+1.05xIV+0.75xV+ +1.5xVI+1.5xIX	-4184.71	3755.64	-82826.6
421	Komb.: I+0.9xIII+1.05xIV+1.5xV+ +0.75xVI-1.5xIX	4256.19	-3682.32	-82826.6
422	Komb.: I+0.9xIII+1.05xIV+1.5xV+ +0.75xVI+1.5xIX	-4196.94	4019.34	-82826.6
423	Komb.: II+III+0.75xV+1.5xVI+0.9xVIII- -1.5xIX	-10543.0	11794.8	-32597.6
424	Komb.: II+III+0.75xV+1.5xVI+0.9xVIII+ +1.5xIX	-18996.1	19496.5	-32597.6
425	Komb.: II+III+0.75xV+1.5xVI+0.9xVII- -1.5xIX	-10561.3	12342.3	-33712.5
426	Komb.: II+III+0.75xV+1.5xVI+0.9xVII+ +1.5xIX	-19014.4	20043.9	-33712.5
427	Komb.: II+III+1.5xV+0.75xVI+0.9xVIII- -1.5xIX	-10555.2	12058.5	-32597.6
428	Komb.: II+III+1.5xV+0.75xVI+0.9xVIII+ +1.5xIX	-19008.3	19760.2	-32597.6
429	Komb.: II+III+1.5xV+0.75xVI+0.9xVII- -1.5xIX	-10573.5	12606.0	-33712.5
430	Komb.: II+III+1.5xV+0.75xVI+0.9xVII+ +1.5xIX	-19026.6	20307.6	-33712.5
431	Komb.: II+III+1.5xIV+0.75xVI+0.9xVIII- -1.5xIX	-10500.7	11766.5	-75963.2
432	Komb.: II+III+1.5xIV+0.75xVI+0.9xVIII+ +1.5xIX	-18953.8	19468.2	-75963.2
433	Komb.: II+III+1.5xIV+0.75xVI+0.9xVII- -1.5xIX	-10518.9	12314.0	-77078.1
434	Komb.: II+III+1.5xIV+0.75xVI+0.9xVII+ +1.5xIX	-18972.1	20015.7	-77078.1
435	Komb.: II+III+1.5xIV+0.75xV+0.9xVIII- -1.5xIX	-10512.9	12030.2	-75963.2
436	Komb.: II+III+1.5xIV+0.75xV+0.9xVIII+ +1.5xIX	-18966.0	19731.9	-75963.2
437	Komb.: II+III+1.5xIV+0.75xV+0.9xVII- -1.5xIX	-10531.2	12577.7	-77078.1
438	Komb.: II+III+1.5xIV+0.75xV+0.9xVII+ +1.5xIX	-18984.3	20279.4	-77078.1
439	Komb.: I+III+0.75xV+1.5xVI+0.9xVIII- -1.5xIX	4220.06	-4222.83	-34689.8
440	Komb.: I+III+0.75xV+1.5xVI+0.9xVIII+ +1.5xIX	-4233.07	3478.83	-34689.8
441	Komb.: I+III+0.75xV+1.5xVI+0.9xVII- -1.5xIX	4201.79	-3675.34	-35804.7
442	Komb.: I+III+0.75xV+1.5xVI+0.9xVII+ +1.5xIX	-4251.34	4026.32	-35804.7

Vhodni podatki - Obtežba

Lista obtežnih primerov

LC	Naziv	pX [kN]	pY [kN]	pZ [kN]
443	Komb.: I+III+1.5xV+0.75xVI+0.9xVIII--1.5xIX	4207.83	-3959.13	-34689.8
444	Komb.: I+III+1.5xV+0.75xVI+0.9xVIII++1.5xIX	-4245.30	3742.53	-34689.8
445	Komb.: I+III+1.5xV+0.75xVI+0.9xVII--1.5xIX	4189.56	-3411.64	-35804.7
446	Komb.: I+III+1.5xV+0.75xVI+0.9xVII++1.5xIX	-4263.57	4290.02	-35804.7
447	Komb.: I+III+1.5xIV+0.75xVI+0.9xVIII--1.5xIX	4262.38	-4251.08	-78055.4
448	Komb.: I+III+1.5xIV+0.75xVI+0.9xVIII++1.5xIX	-4190.75	3450.58	-78055.4
449	Komb.: I+III+1.5xIV+0.75xVI+0.9xVII--1.5xIX	4244.11	-3703.59	-79170.3
450	Komb.: I+III+1.5xIV+0.75xVI+0.9xVII++1.5xIX	-4209.02	3998.07	-79170.3
451	Komb.: I+III+1.5xIV+0.75xV+0.9xVIII--1.5xIX	4250.15	-3987.38	-78055.4
452	Komb.: I+III+1.5xIV+0.75xV+0.9xVIII++1.5xIX	-4202.98	3714.28	-78055.4
453	Komb.: I+III+1.5xIV+0.75xV+0.9xVII--1.5xIX	4231.88	-3439.89	-79170.3
454	Komb.: I+III+1.5xIV+0.75xV+0.9xVII++1.5xIX	-4221.25	4261.77	-79170.3
455	Komb.: II+0.9xIII+0.75xV+1.5xVI++0.9xVIII-1.5xIX	-10543.0	11794.8	-46985.0
456	Komb.: II+0.9xIII+0.75xV+1.5xVI++0.9xVIII+1.5xIX	-18996.1	19496.5	-46985.0
457	Komb.: II+0.9xIII+0.75xV+1.5xVI++0.9xVII-1.5xIX	-10561.3	12342.3	-48099.9
458	Komb.: II+0.9xIII+0.75xV+1.5xVI++0.9xVII+1.5xIX	-19014.4	20043.9	-48099.9
459	Komb.: II+0.9xIII+1.5xV+0.75xVI++0.9xVIII-1.5xIX	-10555.2	12058.5	-46985.0
460	Komb.: II+0.9xIII+1.5xV+0.75xVI++0.9xVIII+1.5xIX	-19008.3	19760.2	-46985.0
461	Komb.: II+0.9xIII+1.5xV+0.75xVI++0.9xVII-1.5xIX	-10573.5	12606.0	-48099.9
462	Komb.: II+0.9xIII+1.5xV+0.75xVI++0.9xVII+1.5xIX	-19026.6	20307.6	-48099.9
463	Komb.: II+0.9xIII+1.5xIV+0.75xVI++0.9xVIII-1.5xIX	-10500.7	11766.5	-90350.6
464	Komb.: II+0.9xIII+1.5xIV+0.75xVI++0.9xVIII+1.5xIX	-18953.8	19468.2	-90350.6
465	Komb.: II+0.9xIII+1.5xIV+0.75xVI++0.9xVII-1.5xIX	-10518.9	12314.0	-91465.5
466	Komb.: II+0.9xIII+1.5xIV+0.75xVI++0.9xVII+1.5xIX	-18972.1	20015.7	-91465.5
467	Komb.: II+0.9xIII+1.5xIV+0.75xV++0.9xVIII-1.5xIX	-10512.9	12030.2	-90350.6
468	Komb.: II+0.9xIII+1.5xIV+0.75xV++0.9xVIII+1.5xIX	-18966.0	19731.9	-90350.6
469	Komb.: II+0.9xIII+1.5xIV+0.75xV++0.9xVII-1.5xIX	-10531.2	12577.7	-91465.5
470	Komb.: II+0.9xIII+1.5xIV+0.75xV++0.9xVII+1.5xIX	-18984.3	20279.4	-91465.5
471	Komb.: 1.35xII+III+1.05xIV+0.75xVI++0.9xVIII-1.5xIX	-15675.7	17373.0	-121552
472	Komb.: 1.35xII+III+1.05xIV+0.75xVI++0.9xVIII+1.5xIX	-24128.8	25074.6	-121552
473	Komb.: 1.35xII+III+1.05xIV+0.75xVI++0.9xVII-1.5xIX	-15694.0	17920.5	-122667
474	Komb.: 1.35xII+III+1.05xIV+0.75xVI++0.9xVII+1.5xIX	-24147.1	25622.1	-122667
475	Komb.: 1.35xII+III+1.05xIV+0.75xV++0.9xVIII-1.5xIX	-15687.9	17636.7	-121552
476	Komb.: 1.35xII+III+1.05xIV+0.75xV++0.9xVIII+1.5xIX	-24141.0	25338.3	-121552
477	Komb.: 1.35xII+III+1.05xIV+0.75xV++0.9xVII-1.5xIX	-15706.2	18184.2	-122667
478	Komb.: 1.35xII+III+1.05xIV+0.75xV++0.9xVII+1.5xIX	-24159.3	25885.8	-122667
479	Komb.: 1.35xII+III+1.05xIV+0.75xV++1.5xVI+0.9xVIII	-19904.7	21249.9	-125621
480	Komb.: 1.35xII+III+1.05xIV+0.75xV++1.5xVI+0.9xVII	-19922.9	21797.4	-126736
481	Komb.: 1.35xII+III+1.05xIV+1.5xV++0.75xVI+0.9xVIII	-19916.9	21513.6	-125621
482	Komb.: 1.35xII+III+1.05xIV+1.5xV++0.75xVI+0.9xVII	-19935.2	22061.1	-126736
483	Komb.: I+0.9xIII+0.75xV+1.5xVI++0.9xVIII-1.5xIX	4220.06	-4222.83	-49077.2
484	Komb.: I+0.9xIII+0.75xV+1.5xVI++0.9xVIII+1.5xIX	-4233.07	3478.83	-49077.2
485	Komb.: I+0.9xIII+0.75xV+1.5xVI++0.9xVII-1.5xIX	4201.79	-3675.34	-50192.1
486	Komb.: I+0.9xIII+0.75xV+1.5xVI++0.9xVII+1.5xIX	-4251.34	4026.32	-50192.1
487	Komb.: I+0.9xIII+1.5xV+0.75xVI++0.9xVIII-1.5xIX	4207.83	-3959.13	-49077.2
488	Komb.: I+0.9xIII+1.5xV+0.75xVI++0.9xVIII+1.5xIX	-4245.30	3742.53	-49077.2
489	Komb.: I+0.9xIII+1.5xV+0.75xVI++0.9xVII-1.5xIX	4189.56	-3411.64	-50192.1
490	Komb.: I+0.9xIII+1.5xV+0.75xVI++0.9xVII+1.5xIX	-4263.57	4290.02	-50192.1
491	Komb.: I+0.9xIII+1.5xIV+0.75xVI++0.9xVIII-1.5xIX	4262.38	-4251.08	-92442.8
492	Komb.: I+0.9xIII+1.5xIV+0.75xVI++0.9xVIII+1.5xIX	-4190.75	3450.58	-92442.8
493	Komb.: I+0.9xIII+1.5xIV+0.75xVI++0.9xVII-1.5xIX	4244.11	-3703.59	-93557.7
494	Komb.: I+0.9xIII+1.5xIV+0.75xVI++0.9xVII+1.5xIX	-4209.02	3998.07	-93557.7
495	Komb.: I+0.9xIII+1.5xIV+0.75xV++0.9xVIII-1.5xIX	4250.15	-3987.38	-92442.8
496	Komb.: I+0.9xIII+1.5xIV+0.75xV++0.9xVIII+1.5xIX	-4202.98	3714.28	-92442.8
497	Komb.: I+0.9xIII+1.5xIV+0.75xV++0.9xVII-1.5xIX	4231.88	-3439.89	-93557.7
498	Komb.: I+0.9xIII+1.5xIV+0.75xV++0.9xVII+1.5xIX	-4221.25	4261.77	-93557.7
499	Komb.: 1.35xI+III+1.05xIV+0.75xVI++0.9xVIII-1.5xIX	4254.42	-4250.82	-124376
500	Komb.: 1.35xI+III+1.05xIV+0.75xVI++0.9xVIII+1.5xIX	-4198.71	3450.84	-124376
501	Komb.: 1.35xI+III+1.05xIV+0.75xVI++0.9xVII-1.5xIX	4236.15	-3703.33	-125491
502	Komb.: 1.35xI+III+1.05xIV+0.75xVI++0.9xVII+1.5xIX	-4216.98	3998.33	-125491
503	Komb.: 1.35xI+III+1.05xIV+0.75xV++0.9xVIII-1.5xIX	4242.19	-3987.12	-124376
504	Komb.: 1.35xI+III+1.05xIV+0.75xV++0.9xVIII+1.5xIX	-4210.94	3714.54	-124376
505	Komb.: 1.35xI+III+1.05xIV+0.75xV++0.9xVII-1.5xIX	4223.92	-3439.63	-125491
506	Komb.: 1.35xI+III+1.05xIV+0.75xV++0.9xVII+1.5xIX	-4229.21	4262.03	-125491
507	Komb.: 1.35xI+III+1.05xIV+0.75xV++1.5xVI+0.9xVIII	25.43	-373.86	-128446
508	Komb.: 1.35xI+III+1.05xIV+0.75xV++1.5xVI+0.9xVII	7.16	173.64	-129561
509	Komb.: 1.35xI+III+1.05xIV+1.5xV++0.75xVI+0.9xVIII	13.20	-110.16	-128446
510	Komb.: 1.35xI+III+1.05xIV+1.5xV++0.75xVI+0.9xVII	-5.07	437.34	-129561
511	Komb.: II+III+0.75xV+0.75xVI+1.5xVIII--1.5xIX	-10561.5	11728.0	-30199.6
512	Komb.: II+III+0.75xV+0.75xVI+1.5xVIII++1.5xIX	-19014.6	19429.7	-30199.6
513	Komb.: II+III+0.75xV+0.75xVI+1.5xVII--1.5xIX	-10592.0	12640.5	-32057.8
514	Komb.: II+III+0.75xV+0.75xVI+1.5xVII++1.5xIX	-19045.1	20342.2	-32057.8
515	Komb.: II+III+1.5xIV+0.75xV+0.75xVI--1.5xIX	-10487.6	12189.8	-78542.7
516	Komb.: II+III+1.5xIV+0.75xV+0.75xVI++1.5xIX	-18940.7	19891.4	-78542.7
517	Komb.: I+III+0.75xV+0.75xVI+1.5xVIII--1.5xIX	4201.53	-4289.58	-32291.9
518	Komb.: I+III+0.75xV+0.75xVI+1.5xVIII++1.5xIX	-4251.60	3412.08	-32291.9
519	Komb.: I+III+0.75xV+0.75xVI+1.5xVII--1.5xIX	4171.08	-3377.09	-34150.0
520	Komb.: I+III+0.75xV+0.75xVI+1.5xVII++1.5xIX	-4282.05	4324.57	-34150.0
521	Komb.: I+III+1.5xIV+0.75xV+0.75xVI--1.5xIX	4275.49	-3827.87	-80634.9
522	Komb.: I+III+1.5xIV+0.75xV+0.75xVI++1.5xIX	-4177.64	3873.79	-80634.9
523	Komb.: 1.35xII+0.9xIII+1.05xIV+0.75xVI++0.9xVIII-1.5xIX	-15675.7	17373.0	-135939
524	Komb.: 1.35xII+0.9xIII+1.05xIV+0.75xVI++0.9xVIII+1.5xIX	-24128.8	25074.6	-135939
525	Komb.: 1.35xII+0.9xIII+1.05xIV++0.75xVI+0.9xVII-1.5xIX	-15694.0	17920.5	-137054
526	Komb.: 1.35xII+0.9xIII+1.05xIV++0.75xVI+0.9xVII+1.5xIX	-24147.1	25622.1	-137054
527	Komb.: 1.35xII+0.9xIII+1.05xIV+0.75xV++0.9xVIII-1.5xIX	-15687.9	17636.7	-135939
528	Komb.: 1.35xII+0.9xIII+1.05xIV+0.75xV++0.9xVIII+1.5xIX	-24141.0	25338.3	-135939
529	Komb.: 1.35xII+0.9xIII+1.05xIV+0.75xV++0.9xVII-1.5xIX	-15706.2	18184.2	-137054
530	Komb.: 1.35xII+0.9xIII+1.05xIV+0.75xV++0.9xVII+1.5xIX	-24159.3	25885.8	-137054
531	Komb.: 1.35xII+0.9xIII+1.05xIV+0.75xV++1.5xVI+0.9xVIII	-19904.7	21249.9	-140009
532	Komb.: 1.35xII+0.9xIII+1.05xIV+0.75xV++1.5xVI+0.9xVII	-19922.9	21797.4	-141124
533	Komb.: 1.35xII+0.9xIII+1.05xIV+1.5xV++0.75xVI+0.9xVIII	-19916.9	21513.6	-140009
534	Komb.: 1.35xII+0.9xIII+1.05xIV+1.5xV++0.75xVI+0.9xVII	-19935.2	22061.1	-141124
535	Komb.: 1.35xI+0.9xIII+1.05xIV+0.75xVI++0.9xVIII-1.5xIX	4254.42	-4250.82	-138764
536	Komb.: 1.35xI+0.9xIII+1.05xIV+0.75xVI++0.9xVIII+1.5xIX	-4198.71	3450.84	-138764
537	Komb.: 1.35xI+0.9xIII+1.05xIV+0.75xVI++0.9xVII-1.5xIX	4236.15	-3703.33	-139878
538	Komb.: 1.35xI+0.9xIII+1.05xIV+0.75xVI++0.9xVII+1.5xIX	-4216.98	3998.33	-139878
539	Komb.: 1.35xI+0.9xIII+1.05xIV+0.75xV++0.9xVIII-1.5xIX	4242.19	-3987.12	-138764
540	Komb.: 1.35xI+0.9xIII+1.05xIV+0.75xV++0.9xVIII+1.5xIX	-4210.94	3714.54	-138764
541	Komb.: 1.35xI+0.9xIII+1.05xIV+0.75xV++0.9xVII-1.5xIX	4223.92	-3439.63	-139878
542	Komb.: 1.35xI+0.9xIII+1.05xIV+0.75xV++0.9xVII+1.5xIX	-4229.21	4262.03	-139878
543	Komb.: 1.35xI+0.9xIII+1.05xIV+0.75xV++1.5xVI+0.9xVIII	25.43	-373.86	-142833
544	Komb.: 1.35xI+0.9xIII+1.05xIV+0.75xV++1.5xVI+0.9xVII	7.16	173.64	-143948
545	Komb.: 1.35xI+0.9xIII+1.05xIV+1.5xV++0.75xVI+0.9xVIII	13.20	-110.16	-142833
546	Komb.: 1.35xI+0.9xIII+1.05xIV+1.5xV++0.75xVI+0.9xVII	-5.07	437.34	-143948
547	Komb.: II+0.9xIII+0.75xV+0.75xVI++1.5xVIII-1.5xIX	-10561.5	11728.0	-44587.0
548	Komb.: II+0.9xIII+0.75xV+0.75xVI++1.5xVIII+1.5xIX	-19014.6	19429.7	-44587.0
549	Komb.: II+0.9xIII+0.75xV+0.75xVI++1.5xVII-1.5xIX	-10592.0	12640.5	-46445.2
550	Komb.: II+0.9xIII+0.75xV+0.75xVI++1.5xVII+1.5xIX	-19045.1	20342.2	-46445.2
551	Komb.: II+0.9xIII+1.5xIV+0.75xV++0.75xVI-1.5xIX	-10487.6	12189.8	-92930.1
552	Komb.: II+0.9xIII+1.5xIV+0.75xV++0.75xVI+1.5xIX	-18940.7	19891.4	-92930.1
553	Komb.: 1.35xII+III+1.05xIV+0.75xV++0.75xVI-1.5xIX	-15662.6	17796.2	-124131
554	Komb.: 1.35xII+III+1.05xIV+0.75xV++0.75xVI+1.5xIX	-24115.7	25497.8	-124131
555	Komb.: 1.35xII+III+1.05xIV+0.75xV++0.75xVI+1.5xVIII	-19923.2	21183.2	-123223
556	Komb.: 1.35xII+III+1.05xIV+0.75xV++0.75xVI+1.5xVII	-19953.7	22095.7	-125082
557	Komb.: I+0.9xIII+0.75xV+0.75xVI++1.5xVIII-1.5xIX	4201.53	-4289.58	-46679.2
558	Komb.: I+0.9xIII+0.75xV+0.75xVI++1.5xVIII+1.5xIX	-4251.60	3412.08	-46679.2
559	Komb.: I+0.9xIII+0.75xV+0.75xVI++1.5xVII-1.5xIX	4171.08	-3377.09	-48537.4
560	Komb.: I+0.9xIII+0.75xV+0.75xVI++1.5xVII+1.5xIX	-4282.05	4324.57	-48537.4
561	Komb.: I+0.9xIII+1.5xIV+0.75xV++0.75xVI-1.5xIX	4275.49	-3827.87	-95022.3
562	Komb.: I+0.9xIII+1.5xIV+0.75xV++0.75xVI+1.5xIX	-4177.64	3873.79	-95022.3
563	Komb.: 1.35xI+III+1.05xIV+0.75xV++0.75xVI-1.5xIX	4267.53	-3827.61	-126956
564	Komb.: 1.35xI+III+1.05xIV+0.75xV++0.75xVI+1.5xIX	-4185.60	3874.05	-126956
565	Komb.: 1.35xI+III+1.05xIV+0.75xV++0.75xVI+1.5xVIII	6.90	-440.60	-126048
566	Komb.: 1.35xI+III+1.05xIV+0.75xV++0.75xVI+1.5xVII	-23.55	471.89	-127906
567	Komb.: 1.35xII+III+1.05xIV+1.5xVIII--1.5xIX	-15694.2	17306.2	-119154
568	Komb.: 1.35xII+III+1.05xIV+1.5xVIII++1.5xIX	-24147.3	25007.9	-119154
569	Komb.: 1.35xII+III+1.05xIV+1.5xVII--1.5xIX	-15724.7	18218.7	-121012
570	Komb.: 1.35xII+III+1.05xIV+1.5xVII++1.5xIX	-24177.8	25920.4	-121012
571	Komb.: 1.35xI+III+1.05xIV+1.5xVI--1.5xIX	-15650.3	17532.5	-124131
572	Komb.: 1.35xI+III+1.05xIV+1.5xVI++1.5xIX	-24103.5	25234.1	-124131
573	Komb.: 1.35xI+III+1.05xIV+1.5xV--1.5xIX	-15674.8	18059.9	-124131
574	Komb.: 1.35xI+III+1.05xIV+1.5xV++1.5xIX	-24127.9	25761.5	-124131
575	Komb.: 1.35xI+III+1.05xIV+1.5xVIII--1.5xIX	4235.89	-4317.57	-121978
576	Komb.: 1.35xI+III+1.05xIV+1.5xVIII++1.5xIX	-4217.24	3384.09	-121978
577	Komb.: 1.35xI+III+1.05xIV+1.5xVII--1.5xIX	4205.44	-3405.08	-123836
578	Komb.: 1.35xI+III+1.05xIV+1.5xVII++1.5xIX	-4247.69	4296.58	-123836
579	Komb.: 1.35xI+III+1.05xIV+1.5xVI--1.5xIX	4279.76	-4091.31	-126956
580	Komb.: 1.35xI+III+1.05xIV+1.5xVI++1.5xIX	-4173.37	3610.35	-126956
581	Komb.: 1.35xI+III+1.05xIV+1.5xV--1.5xIX	4255.30	-3563.91	-126956
582	Komb.: 1.35xI+III+1.05xIV+1.5xV++1.5xIX	-4197.83	4137.75	-126956
583	Komb.: 1.35xII+0.9xIII+1.05xIV++0.75xV+0.75xVI-1.5xIX	-15662.6	17796.2	-138519
584	Komb.: 1.35xII+0.9xIII+1.05xIV++0.75xV+0.75xVI+1.5xIX	-24115.7	25497.8	-138519
585	Komb.: 1.35xII+0.9xIII+1.05xIV+0.75xV++0.75xVI+1.5xVIII	-19923.2	21183.2	-137611
586	Komb.: 1.35xII+0.9xIII+1.05xIV+0.75xV++0.75xVI+1.5xVII	-19953.7	22095.7	-139469
587	Komb.: 1.35xI+0.9xIII+1.05xIV+0.75xV++0.75xVI-1.5xIX	4267.53	-3827.61	-141343

Vhodni podatki - Obtežba

Lista obtežnih primerov

LC	Naziv	pX [kN]	pY [kN]	pZ [kN]
588	Komb.: 1.35xI+0.9xIII+1.05xIV+0.75xV+ +0.75xVI+1.5xIX	-4185.60	3874.05	-141343
589	Komb.: 1.35xI+0.9xIII+1.05xIV+0.75xV+ +0.75xVI+1.5xVIII	6.90	-440.60	-140435
590	Komb.: 1.35xI+0.9xIII+1.05xIV+0.75xV+ +0.75xVI+1.5xVII	-23.55	471.89	-142293
591	Komb.: 1.35xII+0.9xIII+1.05xIV+ +1.5xVIII-1.5xIX	-15694.2	17306.2	-133541
592	Komb.: 1.35xII+0.9xIII+1.05xIV+ +1.5xVIII+1.5xIX	-24147.3	25007.9	-133541
593	Komb.: 1.35xII+0.9xIII+1.05xIV+ +1.5xVII-1.5xIX	-15724.7	18218.7	-135399
594	Komb.: 1.35xII+0.9xIII+1.05xIV+ +1.5xVII+1.5xIX	-24177.8	25920.4	-135399
595	Komb.: 1.35xII+0.9xIII+1.05xIV+ +1.5xVI-1.5xIX	-15650.3	17532.5	-138519
596	Komb.: 1.35xII+0.9xIII+1.05xIV+ +1.5xVI+1.5xIX	-24103.5	25234.1	-138519
597	Komb.: 1.35xII+0.9xIII+1.05xIV+1.5xV- -1.5xIX	-15674.8	18059.9	-138519
598	Komb.: 1.35xII+0.9xIII+1.05xIV+1.5xV+ +1.5xIX	-24127.9	25761.5	-138519
599	Komb.: 1.35xI+0.9xIII+1.05xIV+ +1.5xVIII-1.5xIX	4235.89	-4317.57	-136366
600	Komb.: 1.35xI+0.9xIII+1.05xIV+ +1.5xVIII+1.5xIX	-4217.24	3384.09	-136366
601	Komb.: 1.35xI+0.9xIII+1.05xIV+ +1.5xVII-1.5xIX	4205.44	-3405.08	-138224
602	Komb.: 1.35xI+0.9xIII+1.05xIV+ +1.5xVII+1.5xIX	-4247.69	4296.58	-138224
603	Komb.: 1.35xI+0.9xIII+1.05xIV+1.5xVI- -1.5xIX	4279.76	-4091.31	-141343
604	Komb.: 1.35xI+0.9xIII+1.05xIV+1.5xVI+ +1.5xIX	-4173.37	3610.35	-141343
605	Komb.: 1.35xI+0.9xIII+1.05xIV+1.5xV- -1.5xIX	4255.30	-3563.91	-141343
606	Komb.: 1.35xI+0.9xIII+1.05xIV+1.5xV+ +1.5xIX	-4197.83	4137.75	-141343
607	Komb.: 1.35xII+III+0.75xV+0.75xVI+ +0.9xVIII-1.5xIX	-15710.9	17519.4	-90381.8
608	Komb.: 1.35xII+III+0.75xV+0.75xVI+ +0.9xVIII+1.5xIX	-24164.1	25221.0	-90381.8
609	Komb.: 1.35xII+III+0.75xV+0.75xVI+ +0.9xVII-1.5xIX	-15729.2	18066.9	-91496.7
610	Komb.: 1.35xII+III+0.75xV+0.75xVI+ +0.9xVII+1.5xIX	-24182.3	25768.5	-91496.7
611	Komb.: 1.35xII+III+1.5xIV+0.75xV+ +0.75xVI+0.9xVIII	-19897.6	21368.1	-137817
612	Komb.: 1.35xII+III+1.5xIV+0.75xV+ +0.75xVI+0.9xVII	-19915.9	21915.6	-138932
613	Komb.: 1.35xI+III+0.75xV+0.75xVI+ +0.9xVIII-1.5xIX	4219.16	-4104.42	-93206.3
614	Komb.: 1.35xI+III+0.75xV+0.75xVI+ +0.9xVIII+1.5xIX	-4233.97	3597.23	-93206.3
615	Komb.: 1.35xI+III+0.75xV+0.75xVI+ +0.9xVII-1.5xIX	4200.89	-3556.93	-94321.2
616	Komb.: 1.35xI+III+0.75xV+0.75xVI+ +0.9xVII+1.5xIX	-4252.23	4144.73	-94321.2
617	Komb.: 1.35xI+III+1.5xIV+0.75xV+ +0.75xVI+0.9xVIII	32.49	-255.71	-140642
618	Komb.: 1.35xI+III+1.5xIV+0.75xV+ +0.75xVI+0.9xVII	14.23	291.79	-141756
619	Komb.: 1.35xI+III+1.5xVI+0.9xVIII- -1.5xIX	-15698.7	17255.7	-90381.8
620	Komb.: 1.35xI+III+1.5xVI+0.9xVIII+ +1.5xIX	-24151.8	24957.3	-90381.8
621	Komb.: 1.35xI+III+1.5xVI+0.9xVII- -1.5xIX	-15717.0	17803.2	-91496.7
622	Komb.: 1.35xI+III+1.5xVI+0.9xVII+ +1.5xIX	-24170.1	25504.8	-91496.7
623	Komb.: 1.35xI+III+1.5xV+0.9xVIII- -1.5xIX	-15723.2	17783.1	-90381.8
624	Komb.: 1.35xI+III+1.5xV+0.9xVIII+ +1.5xIX	-24176.3	25484.7	-90381.8
625	Komb.: 1.35xI+III+1.5xV+0.9xVII- -1.5xIX	-15741.4	18330.6	-91496.7
626	Komb.: 1.35xI+III+1.5xV+0.9xVII+ +1.5xIX	-24194.6	26032.2	-91496.7
627	Komb.: 1.35xI+III+1.5xIV+0.9xVIII- -1.5xIX	-15668.6	17491.1	-133747
628	Komb.: 1.35xI+III+1.5xIV+0.9xVIII+ +1.5xIX	-24121.8	25192.8	-133747
629	Komb.: 1.35xI+III+1.5xIV+0.9xVII- -1.5xIX	-15686.9	18038.6	-134862
630	Komb.: 1.35xI+III+1.5xIV+0.9xVII+ +1.5xIX	-24140.0	25740.3	-134862
631	Komb.: 1.35xI+III+1.5xVI+0.9xVIII- -1.5xIX	4231.39	-4368.12	-93206.3
632	Komb.: 1.35xI+III+1.5xVI+0.9xVIII+ +1.5xIX	-4221.74	3333.53	-93206.3
633	Komb.: 1.35xI+III+1.5xVI+0.9xVII- -1.5xIX	4213.13	-3820.63	-94321.2
634	Komb.: 1.35xI+III+1.5xVI+0.9xVII+ +1.5xIX	-4240.00	3881.03	-94321.2
635	Komb.: 1.35xI+III+1.5xV+0.9xVIII- -1.5xIX	4206.93	-3840.72	-93206.3
636	Komb.: 1.35xI+III+1.5xV+0.9xVIII+ +1.5xIX	-4246.20	3860.93	-93206.3
637	Komb.: 1.35xI+III+1.5xV+0.9xVII- -1.5xIX	4188.66	-3293.23	-94321.2
638	Komb.: 1.35xI+III+1.5xV+0.9xVII+ +1.5xIX	-4264.47	4408.43	-94321.2
639	Komb.: 1.35xI+III+1.5xIV+0.9xVIII- -1.5xIX	4261.48	-4132.67	-136572
640	Komb.: 1.35xI+III+1.5xIV+0.9xVIII+ +1.5xIX	-4191.65	3568.98	-136572
641	Komb.: 1.35xI+III+1.5xIV+0.9xVII- -1.5xIX	4243.22	-3585.18	-137687
642	Komb.: 1.35xI+III+1.5xIV+0.9xVII+ +1.5xIX	-4209.91	4116.48	-137687
643	Komb.: II+III+1.05xIV+0.75xVI+0.9xVIII- -1.5xIX	-10512.6	11767.2	-61732.6
644	Komb.: II+III+1.05xIV+0.75xVI+0.9xVIII+ +1.5xIX	-18965.8	19468.8	-61732.6
645	Komb.: II+III+1.05xIV+0.75xVI+0.9xVII- -1.5xIX	-10530.9	12314.7	-62847.5
646	Komb.: II+III+1.05xIV+0.75xVI+0.9xVII+ +1.5xIX	-18984.0	20016.3	-62847.5
647	Komb.: II+III+1.05xIV+0.75xV+0.9xVIII- -1.5xIX	-10524.9	12030.9	-61732.6
648	Komb.: II+III+1.05xIV+0.75xV+0.9xVIII+ +1.5xIX	-18978.0	19732.5	-61732.6
649	Komb.: II+III+1.05xIV+0.75xV+0.9xVII- -1.5xIX	-10543.1	12578.4	-62847.5
650	Komb.: II+III+1.05xIV+0.75xV+0.9xVII+ +1.5xIX	-18996.3	20280.0	-62847.5
651	Komb.: II+III+1.05xIV+0.75xV+1.5xVI+ +0.9xVIII	-14741.6	15644.1	-65802.3
652	Komb.: II+III+1.05xIV+0.75xV+1.5xVI+ +0.9xVII	-14759.9	16191.6	-66917.2
653	Komb.: II+III+1.05xIV+1.5xV+0.75xVI+ +0.9xVIII	-14753.9	15907.8	-65802.3
654	Komb.: II+III+1.05xIV+1.5xV+0.75xVI+ +0.9xVII	-14772.1	16455.3	-66917.2
655	Komb.: I+III+1.05xIV+0.75xVI+0.9xVIII- -1.5xIX	4250.41	-4250.45	-63824.8
656	Komb.: I+III+1.05xIV+0.75xVI+0.9xVIII+ +1.5xIX	-4202.72	3451.21	-63824.8
657	Komb.: I+III+1.05xIV+0.75xVI+0.9xVII- -1.5xIX	4232.14	-3702.95	-64939.7
658	Komb.: I+III+1.05xIV+0.75xVI+0.9xVII+ +1.5xIX	-4220.99	3998.70	-64939.7
659	Komb.: I+III+1.05xIV+0.75xV+0.9xVIII- -1.5xIX	4238.18	-3986.75	-63824.8
660	Komb.: I+III+1.05xIV+0.75xV+0.9xVIII+ +1.5xIX	-4214.95	3714.91	-63824.8
661	Komb.: I+III+1.05xIV+0.75xV+0.9xVII- -1.5xIX	4219.91	-3439.25	-64939.7
662	Komb.: I+III+1.05xIV+0.75xV+0.9xVII+ +1.5xIX	-4233.22	4262.40	-64939.7
663	Komb.: I+III+1.05xIV+0.75xV+1.5xVI+ +0.9xVIII	21.42	-373.48	-67894.5
664	Komb.: I+III+1.05xIV+0.75xV+1.5xVI+ +0.9xVII	3.15	174.01	-69009.4
665	Komb.: I+III+1.05xIV+1.5xV+0.75xVI+ +0.9xVIII	9.19	-109.78	-67894.5
666	Komb.: I+III+1.05xIV+1.5xV+0.75xVI+ +0.9xVII	-9.08	437.71	-69009.4
667	Komb.: 1.35xII+0.9xIII+0.75xV+0.75xVI+ +0.9xVIII-1.5xIX	-15710.9	17519.4	-104769
668	Komb.: 1.35xII+0.9xIII+0.75xV+0.75xVI+ +0.9xVIII+1.5xIX	-24164.1	25221.0	-104769
669	Komb.: 1.35xII+0.9xIII+0.75xV+0.75xVI+ +0.9xVII-1.5xIX	-15729.2	18066.9	-105884
670	Komb.: 1.35xII+0.9xIII+0.75xV+0.75xVI+ +0.9xVII+1.5xIX	-24182.3	25768.5	-105884
671	Komb.: 1.35xII+0.9xIII+1.5xIV+0.75xV+ +0.75xVI+0.9xVIII	-19897.6	21368.1	-152205
672	Komb.: 1.35xII+0.9xIII+1.5xIV+0.75xV+ +0.75xVI+0.9xVII	-19915.9	21915.6	-153319
673	Komb.: 1.35xI+0.9xIII+0.75xV+0.75xVI+ +0.9xVIII-1.5xIX	4219.16	-4104.42	-107594
674	Komb.: 1.35xI+0.9xIII+0.75xV+0.75xVI+ +0.9xVIII+1.5xIX	-4233.97	3597.23	-107594
675	Komb.: 1.35xI+0.9xIII+0.75xV+0.75xVI+ +0.9xVII-1.5xIX	4200.89	-3556.93	-108709
676	Komb.: 1.35xI+0.9xIII+0.75xV+0.75xVI+ +0.9xVII+1.5xIX	-4252.23	4144.73	-108709
677	Komb.: 1.35xI+0.9xIII+1.5xIV+0.75xV+ +0.75xVI+0.9xVIII	32.49	-255.71	-155029
678	Komb.: 1.35xI+0.9xIII+1.5xIV+0.75xV+ +0.75xVI+0.9xVII	14.23	291.79	-156144
679	Komb.: 1.35xI+0.9xIII+1.5xVI+ +0.9xVIII-1.5xIX	-15698.7	17255.7	-104769
680	Komb.: 1.35xI+0.9xIII+1.5xVI+ +0.9xVIII+1.5xIX	-24151.8	24957.3	-104769
681	Komb.: 1.35xI+0.9xIII+1.5xVI+0.9xVII- -1.5xIX	-15717.0	17803.2	-105884
682	Komb.: 1.35xI+0.9xIII+1.5xVI+0.9xVII+ +1.5xIX	-24170.1	25504.8	-105884
683	Komb.: 1.35xI+0.9xIII+1.5xV+0.9xVIII- -1.5xIX	-15723.2	17783.1	-104769
684	Komb.: 1.35xI+0.9xIII+1.5xV+0.9xVIII+ +1.5xIX	-24176.3	25484.7	-104769
685	Komb.: 1.35xI+0.9xIII+1.5xV+0.9xVII- -1.5xIX	-15741.4	18330.6	-105884
686	Komb.: 1.35xI+0.9xIII+1.5xV+0.9xVII+ +1.5xIX	-24194.6	26032.2	-105884
687	Komb.: 1.35xI+0.9xIII+1.5xIV+ +0.9xVIII-1.5xIX	-15668.6	17491.1	-148135
688	Komb.: 1.35xI+0.9xIII+1.5xIV+ +0.9xVIII+1.5xIX	-24121.8	25192.8	-148135
689	Komb.: 1.35xI+0.9xIII+1.5xIV+0.9xVII- -1.5xIX	-15686.9	18038.6	-149250
690	Komb.: 1.35xI+0.9xIII+1.5xIV+0.9xVII+ +1.5xIX	-24140.0	25740.3	-149250
691	Komb.: 1.35xI+0.9xIII+1.5xVI+0.9xVIII- -1.5xIX	4231.39	-4368.12	-107594
692	Komb.: 1.35xI+0.9xIII+1.5xVI+0.9xVIII+ +1.5xIX	-4221.74	3333.53	-107594
693	Komb.: 1.35xI+0.9xIII+1.5xVI+0.9xVII- -1.5xIX	4213.13	-3820.63	-108709
694	Komb.: 1.35xI+0.9xIII+1.5xVI+0.9xVII+ +1.5xIX	-4240.00	3881.03	-108709
695	Komb.: 1.35xI+0.9xIII+1.5xV+0.9xVIII- -1.5xIX	4206.93	-3840.72	-107594
696	Komb.: 1.35xI+0.9xIII+1.5xV+0.9xVIII+ +1.5xIX	-4246.20	3860.93	-107594
697	Komb.: 1.35xI+0.9xIII+1.5xV+0.9xVII- -1.5xIX	4188.66	-3293.23	-108709
698	Komb.: 1.35xI+0.9xIII+1.5xV+0.9xVII+ +1.5xIX	-4264.47	4408.43	-108709
699	Komb.: 1.35xI+0.9xIII+1.5xIV+0.9xVIII- -1.5xIX	4261.48	-4132.67	-150959
700	Komb.: 1.35xI+0.9xIII+1.5xIV+0.9xVIII+ +1.5xIX	-4191.65	3568.98	-150959
701	Komb.: 1.35xI+0.9xIII+1.5xIV+0.9xVII- -1.5xIX	4243.22	-3585.18	-152074
702	Komb.: 1.35xI+0.9xIII+1.5xIV+0.9xVII+ +1.5xIX	-4209.91	4116.48	-152074
703	Komb.: II+0.9xIII+1.05xIV+0.75xVI+ +0.9xVIII-1.5xIX	-10512.6	11767.2	-76120.0
704	Komb.: II+0.9xIII+1.05xIV+0.75xVI+ +0.9xVIII+1.5xIX	-18965.8	19468.8	-76120.0
705	Komb.: II+0.9xIII+1.05xIV+0.75xVI+ +0.9xVII-1.5xIX	-10530.9	12314.7	-77234.9
706	Komb.: II+0.9xIII+1.05xIV+0.75xVI+ +0.9xVII+1.5xIX	-18984.0	20016.3	-77234.9
707	Komb.: II+0.9xIII+1.05xIV+0.75xV+ +0.9xVIII-1.5xIX	-10524.9	12030.9	-76120.0
708	Komb.: II+0.9xIII+1.05xIV+0.75xV+ +0.9xVIII+1.5xIX	-18978.0	19732.5	-76120.0
709	Komb.: II+0.9xIII+1.05xIV+0.75xV+ +0.9xVII-1.5xIX	-10543.1	12578.4	-77234.9
710	Komb.: II+0.9xIII+1.05xIV+0.75xV+ +0.9xVII+1.5xIX	-18996.3	20280.0	-77234.9
711	Komb.: II+0.9xIII+1.05xIV+0.75xV+ +1.5xVI+0.9xVIII	-14741.6	15644.1	-80189.7
712	Komb.: II+0.9xIII+1.05xIV+0.75xV+ +1.5xVI+0.9xVII	-14759.9	16191.6	-81304.6
713	Komb.: II+0.9xIII+1.05xIV+1.5xV+ +0.75xVI+0.9xVIII	-14753.9	15907.8	-80189.7
714	Komb.: II+0.9xIII+1.05xIV+1.5xV+ +0.75xVI+0.9xVII	-14772.1	16455.3	-81304.6
715	Komb.: I+0.9xIII+1.05xIV+0.75xVI+ +0.9xVIII-1.5xIX	4250.41	-4250.45	-78212.2
716	Komb.: I+0.9xIII+1.05xIV+0.75xVI+ +0.9xVIII+1.5xIX	-4202.72	3451.21	-78212.2
717	Komb.: I+0.9xIII+1.05xIV+0.75xVI+ +0.9xVII-1.5xIX	4232.14	-3702.95	-79327.1
718	Komb.: I+0.9xIII+1.05xIV+0.75xVI+ +0.9xVII+1.5xIX	-4220.99	3998.70	-79327.1
719	Komb.: I+0.9xIII+1.05xIV+0.75xV+ +0.9xVIII-1.5xIX	4238.18	-3986.75	-78212.2
720	Komb.: I+0.9xIII+1.05xIV+0.75xV+ +0.9xVIII+1.5xIX	-4214.95	3714.91	-78212.2
721	Komb.: I+0.9xIII+1.05xIV+0.75xV+ +0.9xVII-1.5xIX	4219.91	-3439.25	-79327.1
722	Komb.: I+0.9xIII+1.05xIV+0.75xV+ +0.9xVII+1.5xIX	-4233.22	4262.40	-79327.1
723	Komb.: I+0.9xIII+1.05xIV+0.75xV+ +1.5xVI+0.9xVIII	21.42	-373.48	-82281.9
724	Komb.: I+0.9xIII+1.05xIV+0.75xV+ +1.5xVI+0.9xVII	3.15	174.01	-83396.8
725	Komb.: I+0.9xIII+1.05xIV+1.5xV+ +0.75xVI+0.9xVIII	9.19	-109.78	-82281.9
726	Komb.: I+0.9xIII+1.05xIV+1.5xV+ +0.75xVI+0.9xVII	-9.08	437.71	-83396.8
727	Komb.: 1.35xII+III+0.75xVI+1.5xVIII- -1.5xIX	-15717.2	17188.9	-87983.9
728	Komb.: 1.35xII+III+0.75xVI+1.5xVIII+ +1.5xIX	-24170.4	24890.6	-87983.9
729	Komb.: 1.35xII+III+0.75xVI+1.5xVII- -1.5xIX	-15747.7	18101.4	-89842.0
730	Komb.: 1.35xII+III+0.75xVI+1.5xVII+ +1.5xIX	-24200.8	25803.1	-89842.0
731	Komb.: 1.35xII+III+0.75xV+1.5xVIII- -1.5xIX	-15729.5	17452.6	-87983.9
732	Komb.: 1.35xII+III+0.75xV+1.5xVIII+ +1.5xIX	-24182.6	25154.3	-87983.9

Vhodni podatki - Obtežba

Lista obtežnih primerov

LC	Naziv	pX [kN]	pY [kN]	pZ [kN]
733	Komb.: 1.35xII+III+0.75xV+1.5xVII-1.5xIX	-15759.9	18365.1	-89842.0
734	Komb.: 1.35xII+III+0.75xV+1.5xVII++1.5xIX	-24213.0	26066.8	-89842.0
735	Komb.: 1.35xII+III+0.75xV+1.5xVI--1.5xIX	-15685.6	17678.9	-92961.3
736	Komb.: 1.35xII+III+0.75xV+1.5xVI++1.5xIX	-24138.7	25380.5	-92961.3
737	Komb.: 1.35xII+III+1.5xV+0.75xVI--1.5xIX	-15697.8	17942.6	-92961.3
738	Komb.: 1.35xII+III+1.5xV+0.75xVI++1.5xIX	-24151.0	25644.2	-92961.3
739	Komb.: 1.35xII+III+1.5xIV+0.75xVI--1.5xIX	-15643.3	17650.6	-136327
740	Komb.: 1.35xII+III+1.5xIV+0.75xVI++1.5xIX	-24096.4	25352.3	-136327
741	Komb.: 1.35xII+III+1.5xIV+0.75xV--1.5xIX	-15655.5	17914.3	-136327
742	Komb.: 1.35xII+III+1.5xIV+0.75xV++1.5xIX	-24108.6	25616.0	-136327
743	Komb.: 1.35xI+III+0.75xVI+1.5xVIII--1.5xIX	4212.86	-4434.87	-90808.3
744	Komb.: 1.35xI+III+0.75xVI+1.5xVIII++1.5xIX	-4240.26	3266.79	-90808.3
745	Komb.: 1.35xI+III+0.75xVI+1.5xVII--1.5xIX	4182.42	-3522.38	-92666.5
746	Komb.: 1.35xI+III+0.75xVI+1.5xVII++1.5xIX	-4270.71	4179.28	-92666.5
747	Komb.: 1.35xI+III+0.75xV+1.5xVIII--1.5xIX	4200.63	-4171.17	-90808.3
748	Komb.: 1.35xI+III+0.75xV+1.5xVIII++1.5xIX	-4252.50	3530.49	-90808.3
749	Komb.: 1.35xI+III+0.75xV+1.5xVII--1.5xIX	4170.19	-3258.68	-92666.5
750	Komb.: 1.35xI+III+0.75xV+1.5xVII++1.5xIX	-4282.94	4442.98	-92666.5
751	Komb.: 1.35xI+III+0.75xV+1.5xVI--1.5xIX	4244.51	-3944.91	-95785.8
752	Komb.: 1.35xI+III+0.75xV+1.5xVI++1.5xIX	-4208.62	3756.74	-95785.8
753	Komb.: 1.35xI+III+1.5xV+0.75xVI--1.5xIX	4232.27	-3681.21	-95785.8
754	Komb.: 1.35xI+III+1.5xV+0.75xVI++1.5xIX	-4220.86	4020.44	-95785.8
755	Komb.: 1.35xI+III+1.5xIV+0.75xVI--1.5xIX	4286.83	-3973.16	-139151
756	Komb.: 1.35xI+III+1.5xIV+0.75xVI++1.5xIX	-4166.30	3728.49	-139151
757	Komb.: 1.35xI+III+1.5xIV+0.75xV--1.5xIX	4274.59	-3709.46	-139151
758	Komb.: 1.35xI+III+1.5xIV+0.75xV++1.5xIX	-4178.53	3992.19	-139151
759	Komb.: II+III+1.05xIV+0.75xV+0.75xVI--1.5xIX	-10499.5	12190.4	-64312.1
760	Komb.: II+III+1.05xIV+0.75xV+0.75xVI++1.5xIX	-18952.7	19892.0	-64312.1
761	Komb.: II+III+1.05xIV+0.75xV+0.75xVI++1.5xVIII	-14760.2	15577.4	-63404.4
762	Komb.: II+III+1.05xIV+0.75xV+0.75xVI++1.5xVII	-14790.6	16489.9	-65262.5
763	Komb.: I+III+1.05xIV+0.75xV+0.75xVI--1.5xIX	4263.52	-3827.24	-66404.3
764	Komb.: I+III+1.05xIV+0.75xV+0.75xVI++1.5xIX	-4189.61	3874.42	-66404.3
765	Komb.: I+III+1.05xIV+0.75xV+0.75xVI++1.5xVIII	2.89	-440.23	-65496.6
766	Komb.: I+III+1.05xIV+0.75xV+0.75xVI++1.5xVII	-27.56	472.26	-67354.7
767	Komb.: II+III+1.05xIV+1.5xVIII-1.5xIX	-10531.2	11700.4	-59334.7
768	Komb.: II+III+1.05xIV+1.5xVIII+1.5xIX	-18984.3	19402.1	-59334.7
769	Komb.: II+III+1.05xIV+1.5xVII-1.5xIX	-10561.6	12612.9	-61192.8
770	Komb.: II+III+1.05xIV+1.5xVII+1.5xIX	-19014.7	20314.6	-61192.8
771	Komb.: II+III+1.05xIV+1.5xVI-1.5xIX	-10487.3	11926.7	-64312.1
772	Komb.: II+III+1.05xIV+1.5xVI+1.5xIX	-18940.4	19628.3	-64312.1
773	Komb.: II+III+1.05xIV+1.5xV-1.5xIX	-10511.8	12454.1	-64312.1
774	Komb.: II+III+1.05xIV+1.5xV+1.5xIX	-18964.9	20155.7	-64312.1
775	Komb.: I+III+1.05xIV+1.5xVIII-1.5xIX	4231.88	-4317.19	-61426.9
776	Komb.: I+III+1.05xIV+1.5xVIII+1.5xIX	-4221.25	3384.46	-61426.9
777	Komb.: I+III+1.05xIV+1.5xVII-1.5xIX	4201.43	-3404.71	-63285.0
778	Komb.: I+III+1.05xIV+1.5xVII+1.5xIX	-4251.70	4296.95	-63285.0
779	Komb.: I+III+1.05xIV+1.5xVI-1.5xIX	4275.75	-4090.94	-66404.3
780	Komb.: I+III+1.05xIV+1.5xVI+1.5xIX	-4177.38	3610.72	-66404.3
781	Komb.: I+III+1.05xIV+1.5xV-1.5xIX	4251.29	-3563.54	-66404.3
782	Komb.: I+III+1.05xIV+1.5xV+1.5xIX	-4201.84	4138.12	-66404.3
783	Komb.: 1.35xII+0.9xIII+0.75xVI++1.5xVIII-1.5xIX	-15717.2	17188.9	-102371
784	Komb.: 1.35xII+0.9xIII+0.75xVI++1.5xVIII+1.5xIX	-24170.4	24890.6	-102371
785	Komb.: 1.35xII+0.9xIII+0.75xVI++1.5xVII-1.5xIX	-15747.7	18101.4	-104229
786	Komb.: 1.35xII+0.9xIII+0.75xVI++1.5xVII+1.5xIX	-24200.8	25803.1	-104229
787	Komb.: 1.35xII+0.9xIII+0.75xV++1.5xVIII-1.5xIX	-15729.5	17452.6	-102371
788	Komb.: 1.35xII+0.9xIII+0.75xV++1.5xVIII+1.5xIX	-24182.6	25154.3	-102371
789	Komb.: 1.35xII+0.9xIII+0.75xV++1.5xVII-1.5xIX	-15759.9	18365.1	-104229
790	Komb.: 1.35xII+0.9xIII+0.75xV++1.5xVII+1.5xIX	-24213.0	26066.8	-104229
791	Komb.: 1.35xII+0.9xIII+0.75xV+1.5xVI--1.5xIX	-15685.6	17678.9	-107349
792	Komb.: 1.35xII+0.9xIII+0.75xV+1.5xVI++1.5xIX	-24138.7	25380.5	-107349
793	Komb.: 1.35xII+0.9xIII+1.5xV+0.75xVI--1.5xIX	-15697.8	17942.6	-107349
794	Komb.: 1.35xII+0.9xIII+1.5xV+0.75xVI++1.5xIX	-24151.0	25644.2	-107349
795	Komb.: 1.35xII+0.9xIII+1.5xIV++0.75xVI-1.5xIX	-15643.3	17650.6	-150714
796	Komb.: 1.35xII+0.9xIII+1.5xIV++0.75xVI+1.5xIX	-24096.4	25352.3	-150714
797	Komb.: 1.35xII+0.9xIII+1.5xIV+0.75xV--1.5xIX	-15655.5	17914.3	-150714
798	Komb.: 1.35xII+0.9xIII+1.5xIV+0.75xV++1.5xIX	-24108.6	25616.0	-150714
799	Komb.: 1.35xI+0.9xIII+0.75xVI++1.5xVIII-1.5xIX	4212.86	-4434.87	-105196
800	Komb.: 1.35xI+0.9xIII+0.75xVI++1.5xVIII+1.5xIX	-4240.26	3266.79	-105196
801	Komb.: 1.35xI+0.9xIII+0.75xVI++1.5xVII-1.5xIX	4182.42	-3522.38	-107054
802	Komb.: 1.35xI+0.9xIII+0.75xVI++1.5xVII+1.5xIX	-4270.71	4179.28	-107054
803	Komb.: 1.35xI+0.9xIII+0.75xV++1.5xVIII-1.5xIX	4200.63	-4171.17	-105196
804	Komb.: 1.35xI+0.9xIII+0.75xV++1.5xVIII+1.5xIX	-4252.50	3530.49	-105196
805	Komb.: 1.35xI+0.9xIII+0.75xV+1.5xVII--1.5xIX	4170.19	-3258.68	-107054
806	Komb.: 1.35xI+0.9xIII+0.75xV+1.5xVII++1.5xIX	-4282.94	4442.98	-107054
807	Komb.: 1.35xI+0.9xIII+0.75xV+1.5xVI--1.5xIX	4244.51	-3944.91	-110173
808	Komb.: 1.35xI+0.9xIII+0.75xV+1.5xVI++1.5xIX	-4208.62	3756.74	-110173
809	Komb.: 1.35xI+0.9xIII+1.5xV+0.75xVI--1.5xIX	4232.27	-3681.21	-110173
810	Komb.: 1.35xI+0.9xIII+1.5xV+0.75xVI++1.5xIX	-4220.86	4020.44	-110173
811	Komb.: 1.35xI+0.9xIII+1.5xIV+0.75xVI--1.5xIX	4286.83	-3973.16	-153539
812	Komb.: 1.35xI+0.9xIII+1.5xIV+0.75xVI++1.5xIX	-4166.30	3728.49	-153539
813	Komb.: 1.35xI+0.9xIII+1.5xIV+0.75xV--1.5xIX	4274.59	-3709.46	-153539
814	Komb.: 1.35xI+0.9xIII+1.5xIV+0.75xV++1.5xIX	-4178.53	3992.19	-153539
815	Komb.: II+0.9xIII+1.05xIV+0.75xV++0.75xVI-1.5xIX	-10499.5	12190.4	-78699.5
816	Komb.: II+0.9xIII+1.05xIV+0.75xV++0.75xVI+1.5xIX	-18952.7	19892.0	-78699.5
817	Komb.: II+0.9xIII+1.05xIV+0.75xV++0.75xVI+1.5xVIII	-14760.2	15577.4	-77791.7
818	Komb.: II+0.9xIII+1.05xIV+0.75xV++0.75xVI+1.5xVII	-14790.6	16489.9	-79649.9
819	Komb.: I+0.9xIII+1.05xIV+0.75xV++0.75xVI-1.5xIX	4263.52	-3827.24	-80791.7
820	Komb.: I+0.9xIII+1.05xIV+0.75xV++0.75xVI+1.5xIX	-4189.61	3874.42	-80791.7
821	Komb.: I+0.9xIII+1.05xIV+0.75xV++0.75xVI+1.5xVIII	2.89	-440.23	-79883.9
822	Komb.: I+0.9xIII+1.05xIV+0.75xV++0.75xVI+1.5xVII	-27.56	472.26	-81742.1
823	Komb.: II+0.9xIII+1.05xIV+1.5xVIII--1.5xIX	-10531.2	11700.4	-73722.0
824	Komb.: II+0.9xIII+1.05xIV+1.5xVIII++1.5xIX	-18984.3	19402.1	-73722.0
825	Komb.: II+0.9xIII+1.05xIV+1.5xVII--1.5xIX	-10561.6	12612.9	-75580.2
826	Komb.: II+0.9xIII+1.05xIV+1.5xVII++1.5xIX	-19014.7	20314.6	-75580.2
827	Komb.: II+0.9xIII+1.05xIV+1.5xVI--1.5xIX	-10487.3	11926.7	-78699.5
828	Komb.: II+0.9xIII+1.05xIV+1.5xVI++1.5xIX	-18940.4	19628.3	-78699.5
829	Komb.: II+0.9xIII+1.05xIV+1.5xV--1.5xIX	-10511.8	12454.1	-78699.5
830	Komb.: II+0.9xIII+1.05xIV+1.5xV++1.5xIX	-18964.9	20155.7	-78699.5
831	Komb.: I+0.9xIII+1.05xIV+1.5xVIII--1.5xIX	4231.88	-4317.19	-75814.2
832	Komb.: I+0.9xIII+1.05xIV+1.5xVIII++1.5xIX	-4221.25	3384.46	-75814.2
833	Komb.: I+0.9xIII+1.05xIV+1.5xVII--1.5xIX	4201.43	-3404.71	-77672.4
834	Komb.: I+0.9xIII+1.05xIV+1.5xVII++1.5xIX	-4251.70	4296.95	-77672.4
835	Komb.: I+0.9xIII+1.05xIV+1.5xVI--1.5xIX	4275.75	-4090.94	-80791.7
836	Komb.: I+0.9xIII+1.05xIV+1.5xVI++1.5xIX	-4177.38	3610.72	-80791.7
837	Komb.: I+0.9xIII+1.05xIV+1.5xV--1.5xIX	4251.29	-3563.54	-80791.7
838	Komb.: I+0.9xIII+1.05xIV+1.5xV++1.5xIX	-4201.84	4138.12	-80791.7
839	Komb.: II+III+0.75xV+0.75xVI+0.9xVIII--1.5xIX	-10547.9	11913.6	-30562.8
840	Komb.: II+III+0.75xV+0.75xVI+0.9xVIII++1.5xIX	-19001.0	19615.2	-30562.8
841	Komb.: II+III+0.75xV+0.75xVI+0.9xVII--1.5xIX	-10566.2	12461.1	-31677.6
842	Komb.: II+III+0.75xV+0.75xVI+0.9xVII++1.5xIX	-19019.3	20162.7	-31677.6
843	Komb.: II+III+1.5xIV+0.75xV+0.75xVI++0.9xVIII	-14734.6	15762.3	-77998.0
844	Komb.: II+III+1.5xIV+0.75xV+0.75xVI++0.9xVII	-14752.8	16309.8	-79112.9
845	Komb.: I+III+0.75xV+0.75xVI+0.9xVIII--1.5xIX	4215.15	-4104.05	-32655.0
846	Komb.: I+III+0.75xV+0.75xVI+0.9xVIII++1.5xIX	-4237.98	3597.61	-32655.0
847	Komb.: I+III+0.75xV+0.75xVI+0.9xVII--1.5xIX	4196.89	-3556.56	-33769.8
848	Komb.: I+III+0.75xV+0.75xVI+0.9xVII++1.5xIX	-4256.24	4145.10	-33769.8
849	Komb.: I+III+1.5xIV+0.75xV+0.75xVI++0.9xVIII	28.49	-255.33	-80090.2
850	Komb.: I+III+1.5xIV+0.75xV+0.75xVI++0.9xVII	10.22	292.16	-81205.1
851	Komb.: II+III+1.5xVI+0.9xVIII-1.5xIX	-10535.7	11649.9	-30562.8
852	Komb.: II+III+1.5xVI+0.9xVIII+1.5xIX	-18988.8	19351.5	-30562.8
853	Komb.: II+III+1.5xVI+0.9xVII-1.5xIX	-10553.9	12197.4	-31677.6
854	Komb.: II+III+1.5xVI+0.9xVII+1.5xIX	-19007.1	19899.0	-31677.6
855	Komb.: II+III+1.5xV+0.9xVIII-1.5xIX	-10560.1	12177.3	-30562.8
856	Komb.: II+III+1.5xV+0.9xVIII+1.5xIX	-19013.2	19878.9	-30562.8
857	Komb.: II+III+1.5xV+0.9xVII-1.5xIX	-10578.4	12724.8	-31677.6
858	Komb.: II+III+1.5xV+0.9xVII+1.5xIX	-19031.5	20426.4	-31677.6
859	Komb.: II+III+1.5xIV+0.9xVIII-1.5xIX	-10505.6	11885.3	-73928.3
860	Komb.: II+III+1.5xIV+0.9xVIII+1.5xIX	-18958.7	19587.0	-73928.3
861	Komb.: II+III+1.5xIV+0.9xVII-1.5xIX	-10523.8	12432.8	-75043.2
862	Komb.: II+III+1.5xIV+0.9xVII+1.5xIX	-18977.0	20134.5	-75043.2
863	Komb.: I+III+1.5xVI+0.9xVIII-1.5xIX	4227.39	-4367.75	-32655.0
864	Komb.: I+III+1.5xVI+0.9xVIII+1.5xIX	-4225.74	3333.91	-32655.0
865	Komb.: I+III+1.5xVI+0.9xVII-1.5xIX	4209.12	-3820.26	-33769.8
866	Komb.: I+III+1.5xVI+0.9xVII+1.5xIX	-4244.01	3881.40	-33769.8
867	Komb.: I+III+1.5xV+0.9xVIII-1.5xIX	4202.92	-3840.35	-32655.0
868	Komb.: I+III+1.5xV+0.9xVIII+1.5xIX	-4250.21	3861.31	-32655.0
869	Komb.: I+III+1.5xV+0.9xVII-1.5xIX	4184.65	-3292.86	-33769.8
870	Komb.: I+III+1.5xV+0.9xVII+1.5xIX	-4268.47	4408.80	-33769.8
871	Komb.: I+III+1.5xIV+0.9xVIII-1.5xIX	4257.47	-4132.30	-76020.5
872	Komb.: I+III+1.5xIV+0.9xVIII+1.5xIX	-4195.65	3569.36	-76020.5
873	Komb.: I+III+1.5xIV+0.9xVII-1.5xIX	4239.21	-3584.81	-77135.4
874	Komb.: I+III+1.5xIV+0.9xVII+1.5xIX	-4213.92	4116.85	-77135.4
875	Komb.: II+0.9xIII+1.5xIV+0.75xV++0.75xVI+0.9xVIII	-14734.6	15762.3	-92385.4
876	Komb.: II+0.9xIII+1.5xIV+0.75xV++0.75xVI+0.9xVII	-14752.8	16309.8	-93500.3
877	Komb.: 1.35xII+III+1.05xIV+0.75xV++0.75xVI+0.9xVIII	-19909.6	21368.7	-123587
878	Komb.: 1.35xII+III+1.05xIV+0.75xV++0.75xVI+0.9xVII	-19927.8	21916.2	-124701
879	Komb.: I+0.9xIII+1.5xIV+0.75xV++0.75xVI+0.9xVIII	28.49	-255.33	-94477.6
880	Komb.: I+0.9xIII+1.5xIV+0.75xV++0.75xVI+0.9xVII	10.22	292.16	-95592.5
881	Komb.: 1.35xI+III+1.05xIV+0.75xV++0.75xVI+0.9xVIII	20.53	-255.07	-126411
882	Komb.: 1.35xI+III+1.05xIV+0.75xV++0.75xVI+0.9xVII	2.26	292.42	-127526
883	Komb.: 1.35xI+III+1.05xIV+1.5xVI++0.9xVIII	-19897.4	21105.0	-123587
884	Komb.: 1.35xI+III+1.05xIV+1.5xVI++0.9xVII	-19915.6	21652.5	-124701
885	Komb.: 1.35xI+III+1.05xIV+1.5xV++0.9xVIII	-19921.8	21632.4	-123587
886	Komb.: 1.35xI+III+1.05xIV+1.5xV++0.9xVII	-19940.1	22179.9	-124701
887	Komb.: 1.35xI+III+1.05xIV+1.5xVI++0.9xVIII	32.76	-518.77	-126411
888	Komb.: 1.35xI+III+1.05xIV+1.5xVI++0.9xVII	14.49	28.72	-127526
889	Komb.: 1.35xI+III+1.05xIV+1.5xV++0.9xVIII	8.29	8.63	-126411
890	Komb.: 1.35xI+III+1.05xIV+1.5xV++0.9xVII	-9.97	556.12	-127526
891	Komb.: II+0.9xIII+0.75xV+0.75xVI++0.9xVIII-1.5xIX	-10547.9	11913.6	-44950.1
892	Komb.: II+0.9xIII+0.75xV+0.75xVI++0.9xVIII+1.5xIX	-19001.0	19615.2	-44950.1
893	Komb.: II+0.9xIII+0.75xV+0.75xVI++0.9xVII-1.5xIX	-10566.2	12461.1	-46065.0
894	Komb.: II+0.9xIII+0.75xV+0.75xVI++0.9xVII+1.5xIX	-19019.3	20162.7	-46065.0
895	Komb.: I+0.9xIII+0.75xV+0.75xVI++0.9xVIII-1.5xIX	4215.15	-4104.05	-47042.3
896	Komb.: I+0.9xIII+0.75xV+0.75xVI++0.9xVIII+1.5xIX	-4237.98	3597.61	-47042.3
897	Komb.: I+0.9xIII+0.75xV+0.75xVI++0.9xVII-1.5xIX	4196.89	-3556.56	-48157.2

Vhodni podatki - Obtežba

Lista obtežnih primerov

LC	Naziv	pX [kN]	pY [kN]	pZ [kN]
898	Komb.: I+0.9xIII+0.75xV+0.75xVI+ +0.9xVII+1.5xIX	-4256.24	4145.10	-48157.2
899	Komb.: II+0.9xIII+1.5xVI+0.9xVIII- -1.5xIX	-10535.7	11649.9	-44950.1
900	Komb.: II+0.9xIII+1.5xVI+0.9xVIII+ +1.5xIX	-18988.8	19351.5	-44950.1
901	Komb.: II+0.9xIII+1.5xVI+0.9xVII- -1.5xIX	-10553.9	12197.4	-46065.0
902	Komb.: II+0.9xIII+1.5xVI+0.9xVII+ +1.5xIX	-19007.1	19899.0	-46065.0
903	Komb.: II+0.9xIII+1.5xV+0.9xVIII- -1.5xIX	-10560.1	12177.3	-44950.1
904	Komb.: II+0.9xIII+1.5xV+0.9xVIII+ +1.5xIX	-19013.2	19878.9	-44950.1
905	Komb.: II+0.9xIII+1.5xV+0.9xVII- -1.5xIX	-10578.4	12724.8	-46065.0
906	Komb.: II+0.9xIII+1.5xV+0.9xVII+ +1.5xIX	-19031.5	20426.4	-46065.0
907	Komb.: II+0.9xIII+1.5xIV+0.9xVIII- -1.5xIX	-10505.6	11885.3	-88315.7
908	Komb.: II+0.9xIII+1.5xIV+0.9xVIII+ +1.5xIX	-18958.7	19587.0	-88315.7
909	Komb.: II+0.9xIII+1.5xIV+0.9xVII- -1.5xIX	-10523.8	12432.8	-89430.6
910	Komb.: II+0.9xIII+1.5xIV+0.9xVII+ +1.5xIX	-18977.0	20134.5	-89430.6
911	Komb.: 1.35xII+III+1.05xIV+0.9xVIII- -1.5xIX	-15680.6	17491.8	-119517
912	Komb.: 1.35xII+III+1.05xIV+0.9xVIII+ +1.5xIX	-24133.7	25193.4	-119517
913	Komb.: 1.35xII+III+1.05xIV+0.9xVII- -1.5xIX	-15698.9	18039.2	-120632
914	Komb.: 1.35xII+III+1.05xIV+0.9xVII+ +1.5xIX	-24152.0	25740.9	-120632
915	Komb.: I+0.9xIII+1.5xVI+0.9xVIII- -1.5xIX	4227.39	-4367.75	-47042.3
916	Komb.: I+0.9xIII+1.5xVI+0.9xVIII+ +1.5xIX	-4225.74	3333.91	-47042.3
917	Komb.: I+0.9xIII+1.5xVI+0.9xVII- -1.5xIX	4209.12	-3820.26	-48157.2
918	Komb.: I+0.9xIII+1.5xVI+0.9xVII+ +1.5xIX	-4244.01	3881.40	-48157.2
919	Komb.: I+0.9xIII+1.5xV+0.9xVIII- -1.5xIX	4202.92	-3840.35	-47042.3
920	Komb.: I+0.9xIII+1.5xV+0.9xVIII+ +1.5xIX	-4250.21	3861.31	-47042.3
921	Komb.: I+0.9xIII+1.5xV+0.9xVII-1.5xIX	4184.65	-3292.86	-48157.2
922	Komb.: I+0.9xIII+1.5xV+0.9xVII+1.5xIX	-4268.47	4408.80	-48157.2
923	Komb.: I+0.9xIII+1.5xIV+0.9xVIII- -1.5xIX	4257.47	-4132.30	-90407.9
924	Komb.: I+0.9xIII+1.5xIV+0.9xVIII+ +1.5xIX	-4195.65	3569.36	-90407.9
925	Komb.: I+0.9xIII+1.5xIV+0.9xVII- -1.5xIX	4239.21	-3584.81	-91522.8
926	Komb.: I+0.9xIII+1.5xIV+0.9xVII+ +1.5xIX	-4213.92	4116.85	-91522.8
927	Komb.: 1.35xI+III+1.05xIV+0.9xVIII- -1.5xIX	4249.51	-4132.04	-122341
928	Komb.: 1.35xI+III+1.05xIV+0.9xVIII+ +1.5xIX	-4203.61	3569.62	-122341
929	Komb.: 1.35xI+III+1.05xIV+0.9xVII- -1.5xIX	4231.25	-3584.55	-123456
930	Komb.: 1.35xI+III+1.05xIV+0.9xVII+ +1.5xIX	-4221.88	4117.11	-123456
931	Komb.: II+III+0.75xVI+1.5xVIII-1.5xIX	-10554.2	11583.1	-28164.8
932	Komb.: II+III+0.75xVI+1.5xVIII+1.5xIX	-19007.3	19284.8	-28164.8
933	Komb.: II+III+0.75xVI+1.5xVII-1.5xIX	-10584.6	12495.6	-30022.9
934	Komb.: II+III+0.75xVI+1.5xVII+1.5xIX	-19037.8	20197.3	-30022.9
935	Komb.: II+III+0.75xV+1.5xVIII-1.5xIX	-10566.4	11846.8	-28164.8
936	Komb.: II+III+0.75xV+1.5xVIII+1.5xIX	-19019.5	19548.5	-28164.8
937	Komb.: II+III+0.75xV+1.5xVII-1.5xIX	-10596.9	12759.3	-30022.9
938	Komb.: II+III+0.75xV+1.5xVII+1.5xIX	-19050.0	20461.0	-30022.9
939	Komb.: II+III+0.75xV+1.5xVI-1.5xIX	-10522.5	12073.1	-33142.3
940	Komb.: II+III+0.75xV+1.5xVI+1.5xIX	-18975.7	19774.7	-33142.3
941	Komb.: II+III+1.5xV+0.75xVI-1.5xIX	-10534.8	12336.8	-33142.3
942	Komb.: II+III+1.5xV+0.75xVI+1.5xIX	-18987.9	20038.4	-33142.3
943	Komb.: II+III+1.5xIV+0.75xVI-1.5xIX	-10480.2	12044.8	-76507.9
944	Komb.: II+III+1.5xIV+0.75xVI+1.5xIX	-18933.4	19746.5	-76507.9
945	Komb.: II+III+1.5xIV+0.75xV-1.5xIX	-10492.5	12308.5	-76507.9
946	Komb.: II+III+1.5xIV+0.75xV+1.5xIX	-18945.6	20010.2	-76507.9
947	Komb.: I+III+0.75xVI+1.5xVIII-1.5xIX	4208.86	-4434.50	-30257.0
948	Komb.: I+III+0.75xVI+1.5xVIII+1.5xIX	-4244.27	3267.16	-30257.0
949	Komb.: I+III+0.75xVI+1.5xVII-1.5xIX	4178.41	-3522.01	-32115.1
950	Komb.: I+III+0.75xVI+1.5xVII+1.5xIX	-4274.72	4179.65	-32115.1
951	Komb.: I+III+0.75xV+1.5xVIII-1.5xIX	4196.62	-4170.80	-30257.0
952	Komb.: I+III+0.75xV+1.5xVIII+1.5xIX	-4256.50	3530.86	-30257.0
953	Komb.: I+III+0.75xV+1.5xVII-1.5xIX	4166.18	-3258.31	-32115.1
954	Komb.: I+III+0.75xV+1.5xVII+1.5xIX	-4286.95	4443.35	-32115.1
955	Komb.: I+III+0.75xV+1.5xVI-1.5xIX	4240.50	-3944.54	-35234.5
956	Komb.: I+III+0.75xV+1.5xVI+1.5xIX	-4212.63	3757.12	-35234.5
957	Komb.: I+III+1.5xV+0.75xVI-1.5xIX	4228.27	-3680.84	-35234.5
958	Komb.: I+III+1.5xV+0.75xVI+1.5xIX	-4224.86	4020.82	-35234.5
959	Komb.: I+III+1.5xIV+0.75xVI-1.5xIX	4282.82	-3972.79	-78600.1
960	Komb.: I+III+1.5xIV+0.75xVI+1.5xIX	-4170.31	3728.87	-78600.1
961	Komb.: I+III+1.5xIV+0.75xV-1.5xIX	4270.59	-3709.09	-78600.1
962	Komb.: I+III+1.5xIV+0.75xV+1.5xIX	-4182.54	3992.57	-78600.1
963	Komb.: 1.35xII+0.9xIII+1.05xIV+0.75xV+ +0.75xVI+0.9xVIII	-19909.6	21368.7	-137974
964	Komb.: 1.35xII+0.9xIII+1.05xIV+0.75xV+ +0.75xVI+0.9xVII	-19927.8	21916.2	-139089
965	Komb.: 1.35xI+0.9xIII+1.05xIV+0.75xV+ +0.75xVI+0.9xVIII	20.53	-255.07	-140798
966	Komb.: 1.35xI+0.9xIII+1.05xIV+0.75xV+ +0.75xVI+0.9xVII	2.26	292.42	-141913
967	Komb.: 1.35xII+0.9xIII+1.05xIV+ +0.9xVIII-1.5xIX	-15680.6	17491.8	-133904
968	Komb.: 1.35xII+0.9xIII+1.05xIV+ +0.9xVIII+1.5xIX	-24133.7	25193.4	-133904
969	Komb.: 1.35xII+0.9xIII+1.05xIV+ +0.9xVII-1.5xIX	-15698.9	18039.2	-135019
970	Komb.: 1.35xII+0.9xIII+1.05xIV+ +0.9xVII+1.5xIX	-24152.0	25740.9	-135019
971	Komb.: 1.35xII+0.9xIII+1.05xIV+1.5xVI+ +0.9xVIII	-19897.4	21105.0	-137974
972	Komb.: 1.35xII+0.9xIII+1.05xIV+1.5xVI+ +0.9xVII	-19915.6	21652.5	-139089
973	Komb.: 1.35xII+0.9xIII+1.05xIV+1.5xV+ +0.9xVIII	-19921.8	21632.4	-137974
974	Komb.: 1.35xII+0.9xIII+1.05xIV+1.5xV+ +0.9xVII	-19940.1	22179.9	-139089
975	Komb.: 1.35xI+0.9xIII+1.05xIV+ +0.9xVIII-1.5xIX	4249.51	-4132.04	-136729
976	Komb.: 1.35xI+0.9xIII+1.05xIV+ +0.9xVIII+1.5xIX	-4203.61	3569.62	-136729
977	Komb.: 1.35xI+0.9xIII+1.05xIV+ +0.9xVII-1.5xIX	4231.25	-3584.55	-137844
978	Komb.: 1.35xI+0.9xIII+1.05xIV+ +0.9xVII+1.5xIX	-4221.88	4117.11	-137844
979	Komb.: 1.35xI+0.9xIII+1.05xIV+1.5xVI+ +0.9xVIII	32.76	-518.77	-140798
980	Komb.: 1.35xI+0.9xIII+1.05xIV+1.5xVI+ +0.9xVII	14.49	28.72	-141913
981	Komb.: 1.35xI+0.9xIII+1.05xIV+1.5xV+ +0.9xVIII	8.29	8.63	-140798
982	Komb.: 1.35xI+0.9xIII+1.05xIV+1.5xV+ +0.9xVII	-9.97	556.12	-141913
983	Komb.: II+0.9xIII+0.75xVI+1.5xVIII- -1.5xIX	-10554.2	11583.1	-42552.2
984	Komb.: II+0.9xIII+0.75xVI+1.5xVIII+ +1.5xIX	-19007.3	19284.8	-42552.2
985	Komb.: II+0.9xIII+0.75xVI+1.5xVII- -1.5xIX	-10584.6	12495.6	-44410.3
986	Komb.: II+0.9xIII+0.75xVI+1.5xVII+ +1.5xIX	-19037.8	20197.3	-44410.3
987	Komb.: II+0.9xIII+0.75xV+1.5xVIII- -1.5xIX	-10566.4	11846.8	-42552.2
988	Komb.: II+0.9xIII+0.75xV+1.5xVIII+ +1.5xIX	-19019.5	19548.5	-42552.2
989	Komb.: II+0.9xIII+0.75xV+1.5xVII- -1.5xIX	-10596.9	12759.3	-44410.3
990	Komb.: II+0.9xIII+0.75xV+1.5xVII+ +1.5xIX	-19050.0	20461.0	-44410.3
991	Komb.: II+0.9xIII+0.75xV+1.5xVI- -1.5xIX	-10522.5	12073.1	-47529.7
992	Komb.: II+0.9xIII+0.75xV+1.5xVI+ +1.5xIX	-18975.7	19774.7	-47529.7
993	Komb.: II+0.9xIII+1.5xV+0.75xVI- -1.5xIX	-10534.8	12336.8	-47529.7
994	Komb.: II+0.9xIII+1.5xV+0.75xVI+ +1.5xIX	-18987.9	20038.4	-47529.7
995	Komb.: II+0.9xIII+1.5xIV+0.75xVI- -1.5xIX	-10480.2	12044.8	-90895.2
996	Komb.: II+0.9xIII+1.5xIV+0.75xVI+ +1.5xIX	-18933.4	19746.5	-90895.2
997	Komb.: II+0.9xIII+1.5xIV+0.75xV- -1.5xIX	-10492.5	12308.5	-90895.2
998	Komb.: II+0.9xIII+1.5xIV+0.75xV+ +1.5xIX	-18945.6	20010.2	-90895.2
999	Komb.: 1.35xII+III+1.05xIV+0.75xVI- -1.5xIX	-15655.2	17651.3	-122096
1000	Komb.: 1.35xII+III+1.05xIV+0.75xVI+ +1.5xIX	-24108.4	25352.9	-122096
1001	Komb.: 1.35xII+III+1.05xIV+0.75xVI+ +1.5xVIII	-19915.9	21038.3	-121189
1002	Komb.: 1.35xII+III+1.05xIV+0.75xVI+ +1.5xVII	-19946.3	21950.8	-123047
1003	Komb.: 1.35xII+III+1.05xIV+0.75xV- -1.5xIX	-15667.5	17915.0	-122096
1004	Komb.: 1.35xII+III+1.05xIV+0.75xV+ +1.5xIX	-24120.6	25616.6	-122096
1005	Komb.: 1.35xII+III+1.05xIV+0.75xV+ +1.5xVIII	-19928.1	21302.0	-121189
1006	Komb.: 1.35xII+III+1.05xIV+0.75xV+ +1.5xVII	-19958.6	22214.5	-123047
1007	Komb.: 1.35xII+III+1.05xIV+0.75xV+ +1.5xVI	-19884.2	21528.2	-126166
1008	Komb.: 1.35xII+III+1.05xIV+1.5xV+ +0.75xVI	-19896.5	21791.9	-126166
1009	Komb.: I+0.9xIII+0.75xVI+1.5xVIII- -1.5xIX	4208.86	-4434.50	-44644.4
1010	Komb.: I+0.9xIII+0.75xVI+1.5xVIII+ +1.5xIX	-4244.27	3267.16	-44644.4
1011	Komb.: I+0.9xIII+0.75xVI+1.5xVII- -1.5xIX	4178.41	-3522.01	-46502.5
1012	Komb.: I+0.9xIII+0.75xVI+1.5xVII+ +1.5xIX	-4274.72	4179.65	-46502.5
1013	Komb.: I+0.9xIII+0.75xV+1.5xVIII- -1.5xIX	4196.62	-4170.80	-44644.4
1014	Komb.: I+0.9xIII+0.75xV+1.5xVIII+ +1.5xIX	-4256.50	3530.86	-44644.4
1015	Komb.: I+0.9xIII+0.75xV+1.5xVII- -1.5xIX	4166.18	-3258.31	-46502.5
1016	Komb.: I+0.9xIII+0.75xV+1.5xVII+ +1.5xIX	-4286.95	4443.35	-46502.5
1017	Komb.: I+0.9xIII+0.75xV+1.5xVI- -1.5xIX	4240.50	-3944.54	-49621.9
1018	Komb.: I+0.9xIII+0.75xV+1.5xVI+ +1.5xIX	-4212.63	3757.12	-49621.9
1019	Komb.: I+0.9xIII+1.5xV+0.75xVI- -1.5xIX	4228.27	-3680.84	-49621.9
1020	Komb.: I+0.9xIII+1.5xV+0.75xVI+ +1.5xIX	-4224.86	4020.82	-49621.9
1021	Komb.: I+0.9xIII+1.5xIV+0.75xVI- -1.5xIX	4282.82	-3972.79	-92987.4
1022	Komb.: I+0.9xIII+1.5xIV+0.75xVI+ +1.5xIX	-4170.31	3728.87	-92987.4
1023	Komb.: I+0.9xIII+1.5xIV+0.75xV- -1.5xIX	4270.59	-3709.09	-92987.4
1024	Komb.: I+0.9xIII+1.5xIV+0.75xV+ +1.5xIX	-4182.54	3992.57	-92987.4
1025	Komb.: 1.35xI+III+1.05xIV+0.75xVI- -1.5xIX	4274.86	-3972.53	-124921
1026	Komb.: 1.35xI+III+1.05xIV+0.75xVI+ +1.5xIX	-4178.27	3729.13	-124921
1027	Komb.: 1.35xI+III+1.05xIV+0.75xVI+ +1.5xVIII	14.23	-585.52	-124013
1028	Komb.: 1.35xI+III+1.05xIV+0.75xVI+ +1.5xVII	-16.22	326.97	-125871
1029	Komb.: 1.35xI+III+1.05xIV+0.75xV- -1.5xIX	4262.63	-3708.83	-124921
1030	Komb.: 1.35xI+III+1.05xIV+0.75xV+ +1.5xIX	-4190.50	3992.83	-124921
1031	Komb.: 1.35xI+III+1.05xIV+0.75xV+ +1.5xVIII	2.00	-321.82	-124013
1032	Komb.: 1.35xI+III+1.05xIV+0.75xV+ +1.5xVII	-28.45	590.67	-125871
1033	Komb.: 1.35xI+III+1.05xIV+0.75xV+ +1.5xVI	45.87	-95.56	-128991
1034	Komb.: 1.35xI+III+1.05xIV+1.5xV+ +0.75xVI	33.64	168.14	-128991
1035	Komb.: 1.35xII+0.9xIII+1.05xIV+ +0.75xVI-1.5xIX	-15655.2	17651.3	-136484
1036	Komb.: 1.35xII+0.9xIII+1.05xIV+ +0.75xVI+1.5xIX	-24108.4	25352.9	-136484
1037	Komb.: 1.35xII+0.9xIII+1.05xIV+ +0.75xVI+1.5xVIII	-19915.9	21038.3	-135576
1038	Komb.: 1.35xII+0.9xIII+1.05xIV+ +0.75xVI+1.5xVII	-19946.3	21950.8	-137434
1039	Komb.: 1.35xII+0.9xIII+1.05xIV+ +0.75xV-1.5xIX	-15667.5	17915.0	-136484
1040	Komb.: 1.35xII+0.9xIII+1.05xIV+ +0.75xV+1.5xIX	-24120.6	25616.6	-136484
1041	Komb.: 1.35xII+0.9xIII+1.05xIV+0.75xV+ +1.5xVIII	-19928.1	21302.0	-135576
1042	Komb.: 1.35xII+0.9xIII+1.05xIV+ +0.75xV+1.5xVII	-19958.6	22214.5	-137434
1043	Komb.: 1.35xII+0.9xIII+1.05xIV+ +0.75xV+1.5xVI	-19884.2	21528.2	-140553
1044	Komb.: 1.35xII+0.9xIII+1.05xIV+1.5xV+ +0.75xVI	-19896.5	21791.9	-140553
1045	Komb.: 1.35xI+0.9xIII+1.05xIV+ +0.75xVI-1.5xIX	4274.86	-3972.53	-139308
1046	Komb.: 1.35xI+0.9xIII+1.05xIV+ +0.75xVI+1.5xIX	-4178.27	3729.13	-139308
1047	Komb.: 1.35xI+0.9xIII+1.05xIV+0.75xVI+ +1.5xVIII	14.23	-585.52	-138400
1048	Komb.: 1.35xI+0.9xIII+1.05xIV+ +0.75xVI+1.5xVII	-16.22	326.97	-140259
1049	Komb.: 1.35xI+0.9xIII+1.05xIV+ +0.75xV-1.5xIX	4262.63	-3708.83	-139308
1050	Komb.: 1.35xI+0.9xIII+1.05xIV+ +0.75xV+1.5xIX	-4190.50	3992.83	-139308
1051	Komb.: 1.35xI+0.9xIII+1.05xIV+0.75xV+ +1.5xVIII	2.00	-321.82	-138400
1052	Komb.: 1.35xI+0.9xIII+1.05xIV+0.75xV+ +1.5xVII	-28.45	590.67	-140259
1053	Komb.: 1.35xI+0.9xIII+1.05xIV+ +0.75xV+1.5xVI	45.87	-95.56	-143378
1054	Komb.: 1.35xI+0.9xIII+1.05xIV+1.5xV+ +0.75xVI	33.64	168.14	-143378
1055	Komb.: 1.35xII+III+0.75xVI+0.9xVIII- -1.5xIX	-15703.6	17374.4	-88347.0
1056	Komb.: 1.35xII+III+0.75xVI+0.9xVIII+ +1.5xIX	-24156.7	25076.1	-88347.0
1057	Komb.: 1.35xII+III+0.75xVI+0.9xVII- -1.5xIX	-15721.9	17921.9	-89461.8
1058	Komb.: 1.35xII+III+0.75xVI+0.9xVII+ +1.5xIX	-24175.0	25623.6	-89461.8
1059	Komb.: 1.35xII+III+0.75xV+0.9xVIII- -1.5xIX	-15715.8	17638.1	-88347.0

Vhodni podatki - Obtežba

Lista obtežnih primerov

LC	Naziv	pX [kN]	pY [kN]	pZ [kN]
1060	Komb.: 1.35xII+III+0.75xV+0.9xVIII+ +1.5xIX	-24169.0	25339.8	-88347.0
1061	Komb.: 1.35xII+III+0.75xV+0.9xVII- -1.5xIX	-15734.1	18185.6	-89461.8
1062	Komb.: 1.35xII+III+0.75xV+0.9xVII+ +1.5xIX	-24187.2	25887.3	-89461.8
1063	Komb.: 1.35xII+III+0.75xV+1.5xVI+ +0.9xVIII	-19932.6	21251.4	-92416.7
1064	Komb.: 1.35xII+III+0.75xV+1.5xVI+ +0.9xVII	-19950.9	21798.9	-93531.5
1065	Komb.: 1.35xII+III+1.5xV+0.75xVI+ +0.9xVIII	-19944.8	21515.1	-92416.7
1066	Komb.: 1.35xII+III+1.5xV+0.75xVI+ +0.9xVII	-19963.1	22062.6	-93531.5
1067	Komb.: 1.35xII+III+1.5xIV+0.75xVI+ +0.9xVIII	-19890.3	21223.2	-135782
1068	Komb.: 1.35xII+III+1.5xIV+0.75xVI+ +0.9xVII	-19908.6	21770.7	-136897
1069	Komb.: 1.35xII+III+1.5xIV+0.75xV+ +0.9xVIII	-19902.5	21486.9	-135782
1070	Komb.: 1.35xII+III+1.5xIV+0.75xV+ +0.9xVII	-19920.8	22034.4	-136897
1071	Komb.: 1.35xI+III+0.75xVI+0.9xVIII- -1.5xIX	4226.49	-4249.34	-91171.5
1072	Komb.: 1.35xI+III+0.75xVI+0.9xVIII+ +1.5xIX	-4226.64	3452.31	-91171.5
1073	Komb.: 1.35xI+III+0.75xVI+0.9xVII- -1.5xIX	4208.22	-3701.85	-92286.3
1074	Komb.: 1.35xI+III+0.75xVI+0.9xVII+ +1.5xIX	-4244.91	3999.81	-92286.3
1075	Komb.: 1.35xI+III+0.75xV+0.9xVIII- -1.5xIX	4214.26	-3985.64	-91171.5
1076	Komb.: 1.35xI+III+0.75xV+0.9xVIII+ +1.5xIX	-4238.87	3716.01	-91171.5
1077	Komb.: 1.35xI+III+0.75xV+0.9xVII- -1.5xIX	4195.99	-3438.15	-92286.3
1078	Komb.: 1.35xI+III+0.75xV+0.9xVII+ +1.5xIX	-4257.14	4263.51	-92286.3
1079	Komb.: 1.35xI+III+0.75xV+1.5xVI+ +0.9xVIII	-2.50	-372.38	-95241.2
1080	Komb.: 1.35xI+III+0.75xV+1.5xVI+ +0.9xVII	-20.77	175.12	-96356.0
1081	Komb.: 1.35xI+III+1.5xV+0.75xVI+ +0.9xVIII	-14.73	-108.68	-95241.2
1082	Komb.: 1.35xI+III+1.5xV+0.75xVI+ +0.9xVII	-33.00	438.82	-96356.0
1083	Komb.: 1.35xI+III+1.5xIV+0.75xVI+ +0.9xVIII	39.82	-400.63	-138607
1084	Komb.: 1.35xI+III+1.5xIV+0.75xVI+ +0.9xVII	21.55	146.87	-139722
1085	Komb.: 1.35xI+III+1.5xIV+0.75xV+ +0.9xVIII	27.59	-136.93	-138607
1086	Komb.: 1.35xI+III+1.5xIV+0.75xV+ +0.9xVII	9.32	410.57	-139722
1087	Komb.: II+III+1.05xIV+0.75xV+0.75xVI+ +0.9xVIII	-14746.5	15762.9	-63767.5
1088	Komb.: II+III+1.05xIV+0.75xV+0.75xVI+ +0.9xVII	-14764.8	16310.4	-64882.3
1089	Komb.: I+III+1.05xIV+0.75xV+0.75xVI+ +0.9xVIII	16.52	-254.70	-65859.7
1090	Komb.: I+III+1.05xIV+0.75xV+0.75xVI+ +0.9xVII	-1.75	292.79	-66974.5
1091	Komb.: II+III+1.05xIV+0.9xVIII-1.5xIX	-10517.5	11886.0	-59697.8
1092	Komb.: II+III+1.05xIV+0.9xVIII+1.5xIX	-18970.7	19587.6	-59697.8
1093	Komb.: II+III+1.05xIV+0.9xVII-1.5xIX	-10535.8	12433.5	-60812.6
1094	Komb.: II+III+1.05xIV+0.9xVII+1.5xIX	-18988.9	20135.1	-60812.6
1095	Komb.: II+III+1.05xIV+1.5xVI+0.9xVIII	-14734.3	15499.2	-63767.5
1096	Komb.: II+III+1.05xIV+1.5xVI+0.9xVII	-14752.6	16046.7	-64882.3
1097	Komb.: II+III+1.05xIV+1.5xV+0.9xVIII	-14758.8	16026.6	-63767.5
1098	Komb.: II+III+1.05xIV+1.5xV+0.9xVII	-14777.0	16574.1	-64882.3
1099	Komb.: I+III+1.05xIV+0.9xVIII-1.5xIX	4245.51	-4131.67	-61790.0
1100	Komb.: I+III+1.05xIV+0.9xVIII+1.5xIX	-4207.62	3569.99	-61790.0
1101	Komb.: I+III+1.05xIV+0.9xVII-1.5xIX	4227.24	-3584.17	-62904.8
1102	Komb.: I+III+1.05xIV+0.9xVII+1.5xIX	-4225.89	4117.48	-62904.8
1103	Komb.: I+III+1.05xIV+1.5xVI+0.9xVIII	28.75	-518.40	-65859.7
1104	Komb.: I+III+1.05xIV+1.5xVI+0.9xVII	10.48	29.09	-66974.5
1105	Komb.: I+III+1.05xIV+1.5xV+0.9xVIII	4.29	9.00	-65859.7
1106	Komb.: I+III+1.05xIV+1.5xV+0.9xVII	-13.98	556.49	-66974.5
1107	Komb.: 1.35xII+0.9xIII+0.75xVI+ +0.9xVIII-1.5xIX	-15703.6	17374.4	-102734
1108	Komb.: 1.35xII+0.9xIII+0.75xVI+ +0.9xVIII+1.5xIX	-24156.7	25076.1	-102734
1109	Komb.: 1.35xII+0.9xIII+0.75xVI+ +0.9xVII-1.5xIX	-15721.9	17921.9	-103849
1110	Komb.: 1.35xII+0.9xIII+0.75xVI+ +0.9xVII+1.5xIX	-24175.0	25623.6	-103849
1111	Komb.: 1.35xII+0.9xIII+0.75xV+ +0.9xVIII-1.5xIX	-15715.8	17638.1	-102734
1112	Komb.: 1.35xII+0.9xIII+0.75xV+ +0.9xVIII+1.5xIX	-24169.0	25339.8	-102734
1113	Komb.: 1.35xII+0.9xIII+0.75xV+ +0.9xVII-1.5xIX	-15734.1	18185.6	-103849
1114	Komb.: 1.35xII+0.9xIII+0.75xV+ +0.9xVII+1.5xIX	-24187.2	25887.3	-103849
1115	Komb.: 1.35xII+0.9xIII+0.75xV+1.5xVI+ +0.9xVIII	-19932.6	21251.4	-106804
1116	Komb.: 1.35xII+0.9xIII+0.75xV+1.5xVI+ +0.9xVII	-19950.9	21798.9	-107919
1117	Komb.: 1.35xII+0.9xIII+1.5xV+0.75xVI+ +0.9xVIII	-19944.8	21515.1	-106804
1118	Komb.: 1.35xII+0.9xIII+1.5xV+0.75xVI+ +0.9xVII	-19963.1	22062.6	-107919
1119	Komb.: 1.35xII+0.9xIII+1.5xIV+0.75xVI+ +0.9xVIII	-19890.3	21223.2	-150170
1120	Komb.: 1.35xII+0.9xIII+1.5xIV+0.75xVI+ +0.9xVII	-19908.6	21770.7	-151285
1121	Komb.: 1.35xII+0.9xIII+1.5xIV+0.75xV+ +0.9xVIII	-19902.5	21486.9	-150170
1122	Komb.: 1.35xII+0.9xIII+1.5xIV+0.75xV+ +0.9xVII	-19920.8	22034.4	-151285
1123	Komb.: 1.35xI+0.9xIII+0.75xVI+ +0.9xVIII-1.5xIX	4226.49	-4249.34	-105559
1124	Komb.: 1.35xI+0.9xIII+0.75xVI+ +0.9xVIII+1.5xIX	-4226.64	3452.31	-105559
1125	Komb.: 1.35xI+0.9xIII+0.75xVI+ +0.9xVII-1.5xIX	4208.22	-3701.85	-106674
1126	Komb.: 1.35xI+0.9xIII+0.75xVI+ +0.9xVII+1.5xIX	-4244.91	3999.81	-106674
1127	Komb.: 1.35xI+0.9xIII+0.75xV+ +0.9xVIII-1.5xIX	4214.26	-3985.64	-105559
1128	Komb.: 1.35xI+0.9xIII+0.75xV+ +0.9xVIII+1.5xIX	-4238.87	3716.01	-105559
1129	Komb.: 1.35xI+0.9xIII+0.75xV+0.9xVII- -1.5xIX	4195.99	-3438.15	-106674
1130	Komb.: 1.35xI+0.9xIII+0.75xV+0.9xVII+ +1.5xIX	-4257.14	4263.51	-106674
1131	Komb.: 1.35xI+0.9xIII+0.75xV+1.5xVI+ +0.9xVIII	-2.50	-372.38	-109629
1132	Komb.: 1.35xI+0.9xIII+0.75xV+1.5xVI+ +0.9xVII	-20.77	175.12	-110743
1133	Komb.: 1.35xI+0.9xIII+1.5xV+0.75xVI+ +0.9xVIII	-14.73	-108.68	-109629
1134	Komb.: 1.35xI+0.9xIII+1.5xV+0.75xVI+ +0.9xVII	-33.00	438.82	-110743
1135	Komb.: 1.35xI+0.9xIII+1.5xIV+0.75xVI+ +0.9xVIII	39.82	-400.63	-152994
1136	Komb.: 1.35xI+0.9xIII+1.5xIV+0.75xVI+ +0.9xVII	21.55	146.87	-154109
1137	Komb.: 1.35xI+0.9xIII+1.5xIV+0.75xV+ +0.9xVIII	27.59	-136.93	-152994
1138	Komb.: 1.35xI+0.9xIII+1.5xIV+0.75xV+ +0.9xVII	9.32	410.57	-154109
1139	Komb.: II+0.9xIII+1.05xIV+0.75xV+ +0.75xVI+0.9xVIII	-14746.5	15762.9	-78154.8
1140	Komb.: II+0.9xIII+1.05xIV+0.75xV+ +0.75xVI+0.9xVII	-14764.8	16310.4	-79269.7
1141	Komb.: I+0.9xIII+1.05xIV+0.75xV+ +0.75xVI+0.9xVIII	16.52	-254.70	-80247.1
1142	Komb.: I+0.9xIII+1.05xIV+0.75xV+ +0.75xVI+0.9xVII	-1.75	292.79	-81361.9
1143	Komb.: II+0.9xIII+1.05xIV+0.9xVIII- -1.5xIX	-10517.5	11886.0	-74085.2
1144	Komb.: II+0.9xIII+1.05xIV+0.9xVIII+ +1.5xIX	-18970.7	19587.6	-74085.2
1145	Komb.: II+0.9xIII+1.05xIV+0.9xVII- -1.5xIX	-10535.8	12433.5	-75200.0
1146	Komb.: II+0.9xIII+1.05xIV+0.9xVII+ +1.5xIX	-18988.9	20135.1	-75200.0
1147	Komb.: II+0.9xIII+1.05xIV+1.5xVI+ +0.9xVIII	-14734.3	15499.2	-78154.8
1148	Komb.: II+0.9xIII+1.05xIV+1.5xVI+ +0.9xVII	-14752.6	16046.7	-79269.7
1149	Komb.: II+0.9xIII+1.05xIV+1.5xV+ +0.9xVIII	-14758.8	16026.6	-78154.8
1150	Komb.: II+0.9xIII+1.05xIV+1.5xV+ +0.9xVII	-14777.0	16574.1	-79269.7
1151	Komb.: 1.35xII+III+0.75xV+0.75xVI- -1.5xIX	-15690.5	17797.7	-90926.5
1152	Komb.: 1.35xII+III+0.75xV+0.75xVI+ +1.5xIX	-24143.6	25499.3	-90926.5
1153	Komb.: 1.35xII+III+0.75xV+0.75xVI+ +1.5xVIII	-19951.1	21184.7	-90018.7
1154	Komb.: 1.35xII+III+0.75xV+0.75xVI+ +1.5xVII	-19981.6	22097.2	-91876.8
1155	Komb.: 1.35xII+III+1.5xIV+0.75xV+ +0.75xVI	-19877.2	21646.4	-138362
1156	Komb.: I+0.9xIII+1.05xIV+0.9xVIII- -1.5xIX	4245.51	-4131.67	-76177.4
1157	Komb.: I+0.9xIII+1.05xIV+0.9xVIII+ +1.5xIX	-4207.62	3569.99	-76177.4
1158	Komb.: I+0.9xIII+1.05xIV+0.9xVII- -1.5xIX	4227.24	-3584.17	-77292.2
1159	Komb.: I+0.9xIII+1.05xIV+0.9xVII+ +1.5xIX	-4225.89	4117.48	-77292.2
1160	Komb.: I+0.9xIII+1.05xIV+1.5xVI+ +0.9xVIII	28.75	-518.40	-80247.1
1161	Komb.: I+0.9xIII+1.05xIV+1.5xVI+ +0.9xVII	10.48	29.09	-81361.9
1162	Komb.: I+0.9xIII+1.05xIV+1.5xV+ +0.9xVIII	4.29	9.00	-80247.1
1163	Komb.: I+0.9xIII+1.05xIV+1.5xV+ +0.9xVII	-13.98	556.49	-81361.9
1164	Komb.: 1.35xI+III+0.75xV+0.75xVI- -1.5xIX	4239.60	-3826.13	-93751.0
1165	Komb.: 1.35xI+III+0.75xV+0.75xVI+ +1.5xIX	-4213.53	3875.52	-93751.0
1166	Komb.: 1.35xI+III+0.75xV+0.75xVI+ +1.5xVIII	-21.03	-439.12	-92843.2
1167	Komb.: 1.35xI+III+0.75xV+0.75xVI+ +1.5xVII	-51.48	473.37	-94701.3
1168	Komb.: 1.35xI+III+1.5xIV+0.75xV+ +0.75xVI	52.93	22.58	-141186
1169	Komb.: 1.35xI+III+1.5xVIII-1.5xIX	-15722.1	17307.7	-85949.0
1170	Komb.: 1.35xI+III+1.5xVIII+1.5xIX	-24175.3	25009.4	-85949.0
1171	Komb.: 1.35xI+III+1.5xVII-1.5xIX	-15752.6	18220.2	-87807.1
1172	Komb.: 1.35xI+III+1.5xVII+1.5xIX	-24205.7	25921.9	-87807.1
1173	Komb.: 1.35xI+III+1.5xVI-1.5xIX	-15678.3	17534.0	-90926.5
1174	Komb.: 1.35xI+III+1.5xVI+1.5xIX	-24131.4	25235.6	-90926.5
1175	Komb.: 1.35xI+III+1.5xV-1.5xIX	-15702.7	18061.4	-90926.5
1176	Komb.: 1.35xI+III+1.5xV+1.5xIX	-24155.9	25763.0	-90926.5
1177	Komb.: 1.35xI+III+1.5xIV-1.5xIX	-15648.2	17769.4	-134292
1178	Komb.: 1.35xI+III+1.5xIV+1.5xIX	-24101.3	25471.1	-134292
1179	Komb.: 1.35xI+III+1.5xVIII-1.5xIX	4207.96	-4316.09	-88773.5
1180	Komb.: 1.35xI+III+1.5xVIII+1.5xIX	-4245.17	3385.57	-88773.5
1181	Komb.: 1.35xI+III+1.5xVII-1.5xIX	4177.51	-3403.60	-90631.6
1182	Komb.: 1.35xI+III+1.5xVII+1.5xIX	-4275.62	4298.06	-90631.6
1183	Komb.: 1.35xI+III+1.5xVI-1.5xIX	4251.83	-4089.83	-93751.0
1184	Komb.: 1.35xI+III+1.5xVI+1.5xIX	-4201.30	3611.82	-93751.0
1185	Komb.: 1.35xI+III+1.5xV-1.5xIX	4227.37	-3562.43	-93751.0
1186	Komb.: 1.35xI+III+1.5xV+1.5xIX	-4225.76	4139.22	-93751.0
1187	Komb.: 1.35xI+III+1.5xIV-1.5xIX	4281.92	-3854.38	-137117
1188	Komb.: 1.35xI+III+1.5xIV+1.5xIX	-4171.21	3847.27	-137117
1189	Komb.: II+III+1.05xIV+0.75xVI-1.5xIX	-10492.2	12045.5	-62277.3
1190	Komb.: II+III+1.05xIV+0.75xVI+1.5xIX	-18945.3	19747.1	-62277.3
1191	Komb.: II+III+1.05xIV+0.75xVI+1.5xVIII	-14752.8	15432.5	-61369.5
1192	Komb.: II+III+1.05xIV+0.75xVI+1.5xVII	-14783.3	16345.0	-63227.6
1193	Komb.: II+III+1.05xIV+0.75xV-1.5xIX	-10504.4	12309.2	-62277.3
1194	Komb.: II+III+1.05xIV+0.75xV+1.5xIX	-18957.6	20010.8	-62277.3
1195	Komb.: II+III+1.05xIV+0.75xV+1.5xVIII	-14765.1	15696.2	-61369.5
1196	Komb.: II+III+1.05xIV+0.75xV+1.5xVII	-14795.5	16608.7	-63227.6
1197	Komb.: II+III+1.05xIV+0.75xV+1.5xVI	-14721.2	15922.4	-66347.0
1198	Komb.: II+III+1.05xIV+1.5xV+0.75xVI	-14733.4	16186.1	-66347.0
1199	Komb.: I+III+1.05xIV+0.75xVI-1.5xIX	4270.85	-3972.16	-64369.5
1200	Komb.: I+III+1.05xIV+0.75xVI+1.5xIX	-4182.28	3729.50	-64369.5
1201	Komb.: I+III+1.05xIV+0.75xVI+1.5xVIII	10.22	-585.15	-63461.7
1202	Komb.: I+III+1.05xIV+0.75xVI+1.5xVII	-20.23	327.34	-65319.8
1203	Komb.: I+III+1.05xIV+0.75xV-1.5xIX	4258.62	-3708.46	-64369.5
1204	Komb.: I+III+1.05xIV+0.75xV+1.5xIX	-4194.51	3993.20	-64369.5
1205	Komb.: I+III+1.05xIV+0.75xV+1.5xVIII	-2.01	-321.45	-63461.7
1206	Komb.: I+III+1.05xIV+0.75xV+1.5xVII	-32.46	591.04	-65319.8
1207	Komb.: I+III+1.05xIV+0.75xV+1.5xVI	41.86	-95.19	-68439.2
1208	Komb.: I+III+1.05xIV+1.5xV+0.75xVI	29.63	168.51	-68439.2
1209	Komb.: 1.35xI+0.9xIII+0.75xV+ +0.75xVI-1.5xIX	-15690.5	17797.7	-105314
1210	Komb.: 1.35xI+0.9xIII+0.75xV+ +0.75xVI+1.5xIX	-24143.6	25499.3	-105314
1211	Komb.: 1.35xI+0.9xIII+0.75xV+0.75xVI+ +1.5xVIII	-19951.1	21184.7	-104406
1212	Komb.: 1.35xI+0.9xIII+0.75xV+ +0.75xVI+1.5xVII	-19981.6	22097.2	-106264
1213	Komb.: 1.35xI+0.9xIII+1.5xIV+0.75xV+ +0.75xVI	-19877.2	21646.4	-152749
1214	Komb.: 1.35xI+0.9xIII+0.75xV+ +0.75xVI-1.5xIX	4239.60	-3826.13	-108138
1215	Komb.: 1.35xI+0.9xIII+0.75xV+ +0.75xVI+1.5xIX	-4213.53	3875.52	-108138
1216	Komb.: 1.35xI+0.9xIII+0.75xV+0.75xVI+ +1.5xVIII	-21.03	-439.12	-107231
1217	Komb.: 1.35xI+0.9xIII+0.75xV+0.75xVI+ +1.5xVII	-51.48	473.37	-109089
1218	Komb.: 1.35xI+0.9xIII+1.5xIV+0.75xV+ +0.75xVI	52.93	22.58	-155574
1219	Komb.: 1.35xI+0.9xIII+1.5xVIII-1.5xIX	-15722.1	17307.7	-100336
1220	Komb.: 1.35xI+0.9xIII+1.5xVIII+1.5xIX	-24175.3	25009.4	-100336
1221	Komb.: 1.35xI+0.9xIII+1.5xVII-1.5xIX	-15752.6	18220.2	-102195
1222	Komb.: 1.35xI+0.9xIII+1.5xVII+1.5xIX	-24205.7	25921.9	-102195
1223	Komb.: 1.35xI+0.9xIII+1.5xVI-1.5xIX	-15678.3	17534.0	-105314
1224	Komb.: 1.35xI+0.9xIII+1.5xVI+1.5xIX	-24131.4	25235.6	-105314
1225	Komb.: 1.35xI+0.9xIII+1.5xV-1.5xIX	-15702.7	18061.4	-105314
1226	Komb.: 1.35xI+0.9xIII+1.5xV+1.5xIX	-24155.9	25763.0	-105314
1227	Komb.: 1.35xI+0.9xIII+1.5xIV-1.5xIX	-15648.2	17769.4	-148679
1228	Komb.: 1.35xI+0.9xIII+1.5xIV+1.5xIX	-24101.3	25471.1	-148679
1229	Komb.: 1.35xI+0.9xIII+1.5xVIII-1.5xIX	4207.96	-4316.09	-103161
1230	Komb.: 1.35xI+0.9xIII+1.5xVIII+1.5xIX	-4245.17	3385.57	-103161
1231	Komb.: 1.35xI+0.9xIII+1.5xVII-1.5xIX	4177.51	-3403.60	-105019
1232	Komb.: 1.35xI+0.9xIII+1.5xVII+1.5xIX	-4275.62	4298.06	-105019
1233	Komb.: 1.35xI+0.9xIII+1.5xVI-1.5xIX	4251.83	-4089.83	-108138
1234	Komb.: 1.35xI+0.9xIII+1.5xVI+1.5xIX	-4201.30	3611.82	-108138
1235	Komb.: 1.35xI+0.9xIII+1.5xV-1.5xIX	4227.37	-3562.43	-108138
1236	Komb.: 1.35xI+0.9xIII+1.5xV+1.5xIX	-4225.76	4139.22	-108138
1237	Komb.: 1.35xI+0.9xIII+1.5xIV-1.5xIX	4281.92	-3854.38	-151504
1238	Komb.: 1.35xI+0.9xIII+1.5xIV+1.5xIX	-4171.21	3847.27	-151504
1239	Komb.: II+0.9xIII+1.05xIV+0.75xVI- -1.5xIX	-10492.2	12045.5	-76664.7
1240	Komb.: II+0.9xIII+1.05xIV+0.75xVI+ +1.5xIX	-18945.3	19747.1	-76664.7
1241	Komb.: II+0.9xIII+1.05xIV+0.75xVI+ +1.5xVIII	-14752.8	15432.5	-75756.9
1242	Komb.: II+0.9xIII+1.05xIV+0.75xVI+ +1.5xVII	-14783.3	16345.0	-77615.0

Vhodni podatki - Obtežba

Lista obtežnih primerov

LC	Naziv	pX [kN]	pY [kN]	pZ [kN]
1243	Komb.: II+0.9xIII+1.05xIV+0.75xV--1.5xIX	-10504.4	12309.2	-76664.7
1244	Komb.: II+0.9xIII+1.05xIV+0.75xV++1.5xIX	-18957.6	20010.8	-76664.7
1245	Komb.: II+0.9xIII+1.05xIV+0.75xV++1.5xVIII	-14765.1	15696.2	-75756.9
1246	Komb.: II+0.9xIII+1.05xIV+0.75xV++1.5xVII	-14795.5	16608.7	-77615.0
1247	Komb.: II+0.9xIII+1.05xIV+0.75xV++1.5xVI	-14721.2	15922.4	-80734.4
1248	Komb.: II+0.9xIII+1.05xIV+1.5xV++0.75xVI	-14733.4	16186.1	-80734.4
1249	Komb.: I+0.9xIII+1.05xIV+0.75xVI--1.5xIX	4270.85	-3972.16	-78756.9
1250	Komb.: I+0.9xIII+1.05xIV+0.75xVI++1.5xIX	-4182.28	3729.50	-78756.9
1251	Komb.: I+0.9xIII+1.05xIV+0.75xVI++1.5xVIII	10.22	-585.15	-77849.1
1252	Komb.: I+0.9xIII+1.05xIV+0.75xVI++1.5xVII	-20.23	327.34	-79707.2
1253	Komb.: I+0.9xIII+1.05xIV+0.75xV--1.5xIX	4258.62	-3708.46	-78756.9
1254	Komb.: I+0.9xIII+1.05xIV+0.75xV++1.5xIX	-4194.51	3993.20	-78756.9
1255	Komb.: I+0.9xIII+1.05xIV+0.75xV++1.5xVIII	-2.01	-321.45	-77849.1
1256	Komb.: I+0.9xIII+1.05xIV+0.75xV++1.5xVII	-32.46	591.04	-79707.2
1257	Komb.: I+0.9xIII+1.05xIV+0.75xV++1.5xVI	41.86	-95.19	-82826.6
1258	Komb.: I+0.9xIII+1.05xIV+1.5xV++0.75xVI	29.63	168.51	-82826.6
1259	Komb.: II+III+0.75xVI+0.9xVIII-1.5xIX	-10540.6	11768.7	-28527.9
1260	Komb.: II+III+0.75xVI+0.9xVIII+1.5xIX	-18993.7	19470.3	-28527.9
1261	Komb.: II+III+0.75xVI+0.9xVII-1.5xIX	-10558.8	12316.1	-29642.8
1262	Komb.: II+III+0.75xVI+0.9xVII+1.5xIX	-19012.0	20017.8	-29642.8
1263	Komb.: II+III+0.75xV+0.9xVIII-1.5xIX	-10552.8	12032.4	-28527.9
1264	Komb.: II+III+0.75xV+0.9xVIII+1.5xIX	-19005.9	19734.0	-28527.9
1265	Komb.: II+III+0.75xV+0.9xVII-1.5xIX	-10571.1	12579.8	-29642.8
1266	Komb.: II+III+0.75xV+0.9xVII+1.5xIX	-19024.2	20281.5	-29642.8
1267	Komb.: II+III+0.75xV+1.5xVI+0.9xVIII	-14769.5	15645.6	-32597.6
1268	Komb.: II+III+0.75xV+1.5xVI+0.9xVII	-14787.8	16193.1	-33712.5
1269	Komb.: II+III+1.5xV+0.75xVI+0.9xVIII	-14781.8	15909.3	-32597.6
1270	Komb.: II+III+1.5xV+0.75xVI+0.9xVII	-14800.0	16456.8	-33712.5
1271	Komb.: II+III+1.5xIV+0.75xVI+0.9xVIII	-14727.2	15617.4	-75963.2
1272	Komb.: II+III+1.5xIV+0.75xVI+0.9xVII	-14745.5	16164.9	-77078.1
1273	Komb.: II+III+1.5xIV+0.75xV+0.9xVIII	-14739.5	15881.1	-75963.2
1274	Komb.: II+III+1.5xIV+0.75xV+0.9xVII	-14757.7	16428.6	-77078.1
1275	Komb.: I+III+0.75xVI+0.9xVIII-1.5xIX	4222.48	-4248.97	-30620.1
1276	Komb.: I+III+0.75xVI+0.9xVIII+1.5xIX	-4230.65	3452.69	-30620.1
1277	Komb.: I+III+0.75xVI+0.9xVII-1.5xIX	4204.21	-3701.48	-31735.0
1278	Komb.: I+III+0.75xVI+0.9xVII+1.5xIX	-4248.92	4000.18	-31735.0
1279	Komb.: I+III+0.75xV+0.9xVIII-1.5xIX	4210.25	-3985.27	-30620.1
1280	Komb.: I+III+0.75xV+0.9xVIII+1.5xIX	-4242.88	3716.39	-30620.1
1281	Komb.: I+III+0.75xV+0.9xVII-1.5xIX	4191.98	-3437.78	-31735.0
1282	Komb.: I+III+0.75xV+0.9xVII+1.5xIX	-4261.15	4263.88	-31735.0
1283	Komb.: I+III+0.75xV+1.5xVI+0.9xVIII	-6.51	-372.00	-34689.8
1284	Komb.: I+III+0.75xV+1.5xVI+0.9xVII	-24.78	175.49	-35804.7
1285	Komb.: I+III+1.5xV+0.75xVI+0.9xVIII	-18.74	-108.30	-34689.8
1286	Komb.: I+III+1.5xV+0.75xVI+0.9xVII	-37.01	439.19	-35804.7
1287	Komb.: I+III+1.5xIV+0.75xVI+0.9xVIII	35.81	-400.25	-78055.4
1288	Komb.: I+III+1.5xIV+0.75xVI+0.9xVII	17.55	147.24	-79170.3
1289	Komb.: I+III+1.5xIV+0.75xV+0.9xVIII	23.58	-136.55	-78055.4
1290	Komb.: I+III+1.5xIV+0.75xV+0.9xVII	5.31	410.94	-79170.3
1291	Komb.: II+0.9xIII+0.75xV+1.5xVI++0.9xVIII	-14769.5	15645.6	-46985.0
1292	Komb.: II+0.9xIII+0.75xV+1.5xVI++0.9xVII	-14787.8	16193.1	-48099.9
1293	Komb.: II+0.9xIII+1.5xV+0.75xVI++0.9xVIII	-14781.8	15909.3	-46985.0
1294	Komb.: II+0.9xIII+1.5xV+0.75xVI++0.9xVII	-14800.0	16456.8	-48099.9
1295	Komb.: II+0.9xIII+1.5xIV+0.75xVI++0.9xVIII	-14727.2	15617.4	-90350.6
1296	Komb.: II+0.9xIII+1.5xIV+0.75xVI++0.9xVII	-14745.5	16164.9	-91465.5
1297	Komb.: II+0.9xIII+1.5xIV+0.75xV++0.9xVIII	-14739.5	15881.1	-90350.6
1298	Komb.: II+0.9xIII+1.5xIV+0.75xV++0.9xVII	-14757.7	16428.6	-91465.5
1299	Komb.: 1.35xII+III+1.05xIV+0.75xVI++0.9xVIII	-19902.3	21223.8	-121552
1300	Komb.: 1.35xII+III+1.05xIV+0.75xVI++0.9xVII	-19920.5	21771.3	-122667
1301	Komb.: 1.35xII+III+1.05xIV+0.75xV++0.9xVIII	-19914.5	21487.5	-121552
1302	Komb.: 1.35xII+III+1.05xIV+0.75xV++0.9xVII	-19932.8	22035.0	-122667
1303	Komb.: I+0.9xIII+0.75xV+1.5xVI++0.9xVIII	-6.51	-372.00	-49077.2
1304	Komb.: I+0.9xIII+0.75xV+1.5xVI++0.9xVII	-24.78	175.49	-50192.1
1305	Komb.: I+0.9xIII+1.5xV+0.75xVI++0.9xVIII	-18.74	-108.30	-49077.2
1306	Komb.: I+0.9xIII+1.5xV+0.75xVI++0.9xVII	-37.01	439.19	-50192.1
1307	Komb.: I+0.9xIII+1.5xIV+0.75xVI++0.9xVIII	35.81	-400.25	-92442.8
1308	Komb.: I+0.9xIII+1.5xIV+0.75xVI++0.9xVII	17.55	147.24	-93557.7
1309	Komb.: I+0.9xIII+1.5xIV+0.75xV++0.9xVIII	23.58	-136.55	-92442.8
1310	Komb.: I+0.9xIII+1.5xIV+0.75xV++0.9xVII	5.31	410.94	-93557.7
1311	Komb.: 1.35xI+III+1.05xIV+0.75xVI++0.9xVIII	27.85	-399.99	-124376
1312	Komb.: 1.35xI+III+1.05xIV+0.75xVI++0.9xVII	9.59	147.50	-125491
1313	Komb.: 1.35xI+III+1.05xIV+0.75xV++0.9xVIII	15.62	-136.29	-124376
1314	Komb.: 1.35xI+III+1.05xIV+0.75xV++0.9xVII	-2.65	411.20	-125491
1315	Komb.: II+0.9xIII+0.75xVI+0.9xVIII--1.5xIX	-10540.6	11768.7	-42915.3
1316	Komb.: II+0.9xIII+0.75xVI+0.9xVIII++1.5xIX	-18993.7	19470.3	-42915.3
1317	Komb.: II+0.9xIII+0.75xVI+0.9xVII--1.5xIX	-10558.8	12316.1	-44030.2
1318	Komb.: II+0.9xIII+0.75xVI+0.9xVII++1.5xIX	-19012.0	20017.8	-44030.2
1319	Komb.: II+0.9xIII+0.75xV+0.9xVIII--1.5xIX	-10552.8	12032.4	-42915.3
1320	Komb.: II+0.9xIII+0.75xV+0.9xVIII++1.5xIX	-19005.9	19734.0	-42915.3
1321	Komb.: II+0.9xIII+0.75xV+0.9xVII--1.5xIX	-10571.1	12579.8	-44030.2
1322	Komb.: II+0.9xIII+0.75xV+0.9xVII++1.5xIX	-19024.2	20281.5	-44030.2
1323	Komb.: I+0.9xIII+0.75xVI+0.9xVIII--1.5xIX	4222.48	-4248.97	-45007.5
1324	Komb.: I+0.9xIII+0.75xVI+0.9xVIII++1.5xIX	-4230.65	3452.69	-45007.5
1325	Komb.: I+0.9xIII+0.75xVI+0.9xVII--1.5xIX	4204.21	-3701.48	-46122.4
1326	Komb.: I+0.9xIII+0.75xVI+0.9xVII++1.5xIX	-4248.92	4000.18	-46122.4
1327	Komb.: I+0.9xIII+0.75xV+0.9xVIII--1.5xIX	4210.25	-3985.27	-45007.5
1328	Komb.: I+0.9xIII+0.75xV+0.9xVIII++1.5xIX	-4242.88	3716.39	-45007.5
1329	Komb.: I+0.9xIII+0.75xV+0.9xVII--1.5xIX	4191.98	-3437.78	-46122.4
1330	Komb.: I+0.9xIII+0.75xV+0.9xVII++1.5xIX	-4261.15	4263.88	-46122.4
1331	Komb.: II+III+0.75xV+0.75xVI-1.5xIX	-10527.4	12191.9	-31107.4
1332	Komb.: II+III+0.75xV+0.75xVI+1.5xIX	-18980.6	19893.5	-31107.4
1333	Komb.: II+III+0.75xV+0.75xVI+1.5xVIII	-14788.1	15578.9	-30199.6
1334	Komb.: II+III+0.75xV+0.75xVI+1.5xVII	-14818.5	16491.4	-32057.8
1335	Komb.: II+III+1.5xIV+0.75xV+0.75xVI	-14714.1	16040.6	-78542.7
1336	Komb.: I+III+0.75xV+0.75xVI-1.5xIX	4235.59	-3825.76	-33199.6
1337	Komb.: I+III+0.75xV+0.75xVI+1.5xIX	-4217.54	3875.90	-33199.6
1338	Komb.: I+III+0.75xV+0.75xVI+1.5xVIII	-25.04	-438.75	-32291.9
1339	Komb.: I+III+0.75xV+0.75xVI+1.5xVII	-55.48	473.74	-34150.0
1340	Komb.: I+III+1.5xIV+0.75xV+0.75xVI	48.92	22.96	-80634.9
1341	Komb.: II+III+1.5xVIII-1.5xIX	-10559.1	11701.9	-26129.9
1342	Komb.: II+III+1.5xVIII+1.5xIX	-19012.2	19403.6	-26129.9
1343	Komb.: II+III+1.5xVII-1.5xIX	-10589.5	12614.4	-27988.1
1344	Komb.: II+III+1.5xVII+1.5xIX	-19042.7	20316.1	-27988.1
1345	Komb.: II+III+1.5xVI-1.5xIX	-10515.2	11928.2	-31107.4
1346	Komb.: II+III+1.5xVI+1.5xIX	-18968.3	19629.8	-31107.4
1347	Komb.: II+III+1.5xV-1.5xIX	-10539.7	12455.6	-31107.4
1348	Komb.: II+III+1.5xV+1.5xIX	-18992.8	20157.2	-31107.4
1349	Komb.: II+III+1.5xIV-1.5xIX	-10485.1	12163.6	-74473.0
1350	Komb.: II+III+1.5xIV+1.5xIX	-18938.3	19865.3	-74473.0
1351	Komb.: I+III+1.5xVIII-1.5xIX	4203.95	-4315.72	-28222.2
1352	Komb.: I+III+1.5xVIII+1.5xIX	-4249.18	3385.94	-28222.2
1353	Komb.: I+III+1.5xVII-1.5xIX	4173.51	-3403.23	-30080.3
1354	Komb.: I+III+1.5xVII+1.5xIX	-4279.62	4298.43	-30080.3
1355	Komb.: I+III+1.5xVI-1.5xIX	4247.82	-4089.46	-33199.6
1356	Komb.: I+III+1.5xVI+1.5xIX	-4205.30	3612.20	-33199.6
1357	Komb.: I+III+1.5xV-1.5xIX	4223.36	-3562.06	-33199.6
1358	Komb.: I+III+1.5xV+1.5xIX	-4229.77	4139.60	-33199.6
1359	Komb.: I+III+1.5xIV-1.5xIX	4277.91	-3854.01	-76565.2
1360	Komb.: I+III+1.5xIV+1.5xIX	-4175.22	3847.65	-76565.2
1361	Komb.: 1.35xII+0.9xIII+1.05xIV++0.75xVI+0.9xVIII	-19902.3	21223.8	-135939
1362	Komb.: 1.35xII+0.9xIII+1.05xIV++0.75xVI+0.9xVII	-19920.5	21771.3	-137054
1363	Komb.: 1.35xII+0.9xIII+1.05xIV+0.75xV++0.9xVIII	-19914.5	21487.5	-135939
1364	Komb.: 1.35xII+0.9xIII+1.05xIV++0.75xV+0.9xVII	-19932.8	22035.0	-137054
1365	Komb.: 1.35xI+0.9xIII+1.05xIV+0.75xVI++0.9xVIII	27.85	-399.99	-138764
1366	Komb.: 1.35xI+0.9xIII+1.05xIV++0.75xVI+0.9xVII	9.59	147.50	-139878
1367	Komb.: 1.35xI+0.9xIII+1.05xIV+0.75xV++0.9xVIII	15.62	-136.29	-138764
1368	Komb.: 1.35xI+0.9xIII+1.05xIV+0.75xV++0.9xVII	-2.65	411.20	-139878
1369	Komb.: II+0.9xIII+0.75xV+0.75xVI--1.5xIX	-10527.4	12191.9	-45494.8
1370	Komb.: II+0.9xIII+0.75xV+0.75xVI++1.5xIX	-18980.6	19893.5	-45494.8
1371	Komb.: II+0.9xIII+0.75xV+0.75xVI++1.5xVIII	-14788.1	15578.9	-44587.0
1372	Komb.: II+0.9xIII+0.75xV+0.75xVI++1.5xVII	-14818.5	16491.4	-46445.2
1373	Komb.: II+0.9xIII+1.5xIV+0.75xV++0.75xVI	-14714.1	16040.6	-92930.1
1374	Komb.: 1.35xII+III+1.05xIV+0.75xV++0.75xVI	-19889.1	21647.0	-124131
1375	Komb.: I+0.9xIII+0.75xV+0.75xVI--1.5xIX	4235.59	-3825.76	-47587.0
1376	Komb.: I+0.9xIII+0.75xV+0.75xVI++1.5xIX	-4217.54	3875.90	-47587.0
1377	Komb.: I+0.9xIII+0.75xV+0.75xVI++1.5xVIII	-25.04	-438.75	-46679.2
1378	Komb.: I+0.9xIII+0.75xV+0.75xVI++1.5xVII	-55.48	473.74	-48537.4
1379	Komb.: I+0.9xIII+1.5xIV+0.75xV++0.75xVI	48.92	22.96	-95022.3
1380	Komb.: 1.35xI+III+1.05xIV+0.75xV++0.75xVI	40.96	23.22	-126956
1381	Komb.: II+0.9xIII+1.5xVIII-1.5xIX	-10559.1	11701.9	-40517.3
1382	Komb.: II+0.9xIII+1.5xVIII+1.5xIX	-19012.2	19403.6	-40517.3
1383	Komb.: II+0.9xIII+1.5xVII-1.5xIX	-10589.5	12614.4	-42375.5
1384	Komb.: II+0.9xIII+1.5xVII+1.5xIX	-19042.7	20316.1	-42375.5
1385	Komb.: II+0.9xIII+1.5xVI-1.5xIX	-10515.2	11928.2	-45494.8
1386	Komb.: II+0.9xIII+1.5xVI+1.5xIX	-18968.3	19629.8	-45494.8
1387	Komb.: II+0.9xIII+1.5xV-1.5xIX	-10539.7	12455.6	-45494.8
1388	Komb.: II+0.9xIII+1.5xV+1.5xIX	-18992.8	20157.2	-45494.8
1389	Komb.: II+0.9xIII+1.5xIV-1.5xIX	-10485.1	12163.6	-88860.4
1390	Komb.: II+0.9xIII+1.5xIV+1.5xIX	-18938.3	19865.3	-88860.4
1391	Komb.: 1.35xII+III+1.05xIV-1.5xIX	-15660.2	17770.0	-120061
1392	Komb.: 1.35xII+III+1.05xIV+1.5xIX	-24113.3	25471.7	-120061
1393	Komb.: 1.35xII+III+1.05xIV+1.5xVIII	-19920.8	21157.1	-119154
1394	Komb.: 1.35xII+III+1.05xIV+1.5xVII	-19951.2	22069.5	-121012
1395	Komb.: 1.35xII+III+1.05xIV+1.5xVI	-19876.9	21383.3	-124131
1396	Komb.: 1.35xII+III+1.05xIV+1.5xV	-19901.4	21910.7	-124131
1397	Komb.: I+0.9xIII+1.5xVIII-1.5xIX	4203.95	-4315.72	-42609.5
1398	Komb.: I+0.9xIII+1.5xVIII+1.5xIX	-4249.18	3385.94	-42609.5
1399	Komb.: I+0.9xIII+1.5xVII-1.5xIX	4173.51	-3403.23	-44467.7
1400	Komb.: I+0.9xIII+1.5xVII+1.5xIX	-4279.62	4298.43	-44467.7
1401	Komb.: I+0.9xIII+1.5xVI-1.5xIX	4247.82	-4089.46	-47587.0
1402	Komb.: I+0.9xIII+1.5xVI+1.5xIX	-4205.30	3612.20	-47587.0
1403	Komb.: I+0.9xIII+1.5xV-1.5xIX	4223.36	-3562.06	-47587.0
1404	Komb.: I+0.9xIII+1.5xV+1.5xIX	-4229.77	4139.60	-47587.0
1405	Komb.: I+0.9xIII+1.5xIV-1.5xIX	4277.91	-3854.01	-90952.6
1406	Komb.: I+0.9xIII+1.5xIV+1.5xIX	-4175.22	3847.65	-90952.6
1407	Komb.: 1.35xI+III+1.05xIV-1.5xIX	4269.95	-3853.75	-122886
1408	Komb.: 1.35xI+III+1.05xIV+1.5xIX	-4183.18	3847.91	-122886
1409	Komb.: 1.35xI+III+1.05xIV+1.5xVIII	9.32	-466.74	-121978
1410	Komb.: 1.35xI+III+1.05xIV+1.5xVII	-21.12	445.75	-123836
1411	Komb.: 1.35xI+III+1.05xIV+1.5xVI	53.20	-240.48	-126956
1412	Komb.: 1.35xI+III+1.05xIV+1.5xV	28.73	286.92	-126956
1413	Komb.: 1.35xII+0.9xIII+1.05xIV++0.75xV+0.75xVI	-19889.1	21647.0	-138519
1414	Komb.: 1.35xI+0.9xIII+1.05xIV++0.75xV+0.75xVI	40.96	23.22	-141343
1415	Komb.: 1.35xII+0.9xIII+1.05xIV-1.5xIX	-15660.2	17770.0	-134449
1416	Komb.: 1.35xII+0.9xIII+1.05xIV+1.5xIX	-24113.3	25471.7	-134449
1417	Komb.: 1.35xII+0.9xIII+1.05xIV++1.5xVIII	-19920.8	21157.1	-133541
1418	Komb.: 1.35xII+0.9xIII+1.05xIV++1.5xVII	-19951.2	22069.5	-135399
1419	Komb.: 1.35xII+0.9xIII+1.05xIV+1.5xVI	-19876.9	21383.3	-138519
1420	Komb.: 1.35xII+0.9xIII+1.05xIV+1.5xV	-19901.4	21910.7	-138519
1421	Komb.: 1.35xI+0.9xIII+1.05xIV-1.5xIX	4269.95	-3853.75	-137273
1422	Komb.: 1.35xI+0.9xIII+1.05xIV+1.5xIX	-4183.18	3847.91	-137273
1423	Komb.: 1.35xI+0.9xIII+1.05xIV++1.5xVIII	9.32	-466.74	-136366
1424	Komb.: 1.35xI+0.9xIII+1.05xIV+1.5xVII	-21.12	445.75	-138224
1425	Komb.: 1.35xI+0.9xIII+1.05xIV+1.5xVI	53.20	-240.48	-141343
1426	Komb.: 1.35xI+0.9xIII+1.05xIV+1.5xV	28.73	286.92	-141343
1427	Komb.: 1.35xII+III+0.75xV+0.75xVI++0.9xVIII	-19937.5	21370.2	-90381.8
1428	Komb.: 1.35xII+III+0.75xV+0.75xVI++0.9xVII	-19955.8	21917.7	-91496.7
1429	Komb.: 1.35xI+III+0.75xV+0.75xVI++0.9xVIII	-7.40	-253.60	-93206.3
1430	Komb.: 1.35xI+III+0.75xV+0.75xVI++0.9xVII	-25.67	293.90	-94321.2
1431	Komb.: 1.35xII+III+0.9xVIII-1.5xIX	-15708.5	17493.2	-86312.1
1432	Komb.: 1.35xII+III+0.9xVIII+1.5xIX	-24161.6	25194.9	-86312.1
1433	Komb.: 1.35xII+III+0.9xVII-1.5xIX	-15726.8	18040.7	-87427.0
1434	Komb.: 1.35xII+III+0.9xVII+1.5xIX	-24179.9	25742.4	-87427.0
1435	Komb.: 1.35xII+III+1.5xVI+0.9xVIII	-19925.3	21106.5	-90381.8
1436	Komb.: 1.35xII+III+1.5xVI+0.9xVII	-19943.5	21654.0	-91496.7
1437	Komb.: 1.35xII+III+1.5xV+0.9xVIII	-19949.7	21633.9	-90381.8
1438	Komb.: 1.35xII+III+1.5xV+0.9xVII	-19968.0	22181.4	-91496.7
1439	Komb.: 1.35xII+III+1.5xIV+0.9xVIII	-19895.2	21341.9	-133747
1440	Komb.: 1.35xII+III+1.5xIV+0.9xVII	-19913.5	21889.4	-134862
1441	Komb.: 1.35xI+III+0.9xVIII-1.5xIX	4221.59	-4130.56	-89136.6
1442	Komb.: 1.35xI+III+0.9xVIII+1.5xIX	-4231.54	3571.10	-89136.6
1443	Komb.: 1.35xI+III+0.9xVII-1.5xIX	4203.32	-3583.07	-90251.5
1444	Komb.: 1.35xI+III+0.9xVII+1.5xIX	-4249.81	4118.59	-90251.5
1445	Komb.: 1.35xI+III+1.5xVI+0.9xVIII	4.83	-517.30	-93206.3
1446	Komb.: 1.35xI+III+1.5xVI+0.9xVII	-13.44	30.20	-94321.2
1447	Komb.: 1.35xI+III+1.5xV+0.9xVIII	-19.63	10.10	-93206.3

Vhodni podatki - Obtežba

Lista obtežnih primerov

LC	Naziv	pX [kN]	pY [kN]	pZ [kN]
1448	Komb.: 1.35xI+III+1.5xV+0.9xVII	-37.90	557.60	-94321.2
1449	Komb.: 1.35xI+III+1.5xIV+0.9xVIII	34.92	-281.85	-136572
1450	Komb.: 1.35xI+III+1.5xIV+0.9xVII	16.65	265.65	-137687
1451	Komb.: II+III+1.05xIV+0.75xVI+0.9xVIII	-14739.2	15618.0	-61732.6
1452	Komb.: II+III+1.05xIV+0.75xVI+0.9xVII	-14757.5	16165.5	-62847.5
1453	Komb.: II+III+1.05xIV+0.75xV+0.9xVIII	-14751.4	15881.7	-61732.6
1454	Komb.: II+III+1.05xIV+0.75xV+0.9xVII	-14769.7	16429.2	-62847.5
1455	Komb.: I+III+1.05xIV+0.75xVI+0.9xVIII	23.84	-399.62	-63824.8
1456	Komb.: I+III+1.05xIV+0.75xVI+0.9xVII	5.58	147.87	-64939.7
1457	Komb.: I+III+1.05xIV+0.75xV+0.9xVIII	11.61	-135.92	-63824.8
1458	Komb.: I+III+1.05xIV+0.75xV+0.9xVII	-6.65	411.57	-64939.7
1459	Komb.: 1.35xII+0.9xIII+0.75xV+0.75xVI+ +0.9xVIII	-19937.5	21370.2	-104769
1460	Komb.: 1.35xII+0.9xIII+0.75xV+ +0.75xVI+0.9xVII	-19955.8	21917.7	-105884
1461	Komb.: 1.35xI+0.9xIII+0.75xV+0.75xVI+ +0.9xVIII	-7.40	-253.60	-107594
1462	Komb.: 1.35xI+0.9xIII+0.75xV+0.75xVI+ +0.9xVII	-25.67	293.90	-108709
1463	Komb.: 1.35xII+0.9xIII+0.9xVIII-1.5xIX	-15708.5	17493.2	-100700
1464	Komb.: 1.35xII+0.9xIII+0.9xVIII+1.5xIX	-24161.6	25194.9	-100700
1465	Komb.: 1.35xII+0.9xIII+0.9xVII-1.5xIX	-15726.8	18040.7	-101814
1466	Komb.: 1.35xII+0.9xIII+0.9xVII+1.5xIX	-24179.9	25742.4	-101814
1467	Komb.: 1.35xII+0.9xIII+1.5xVI+0.9xVIII	-19925.3	21106.5	-104769
1468	Komb.: 1.35xII+0.9xIII+1.5xVI+0.9xVII	-19943.5	21654.0	-105884
1469	Komb.: 1.35xII+0.9xIII+1.5xV+0.9xVIII	-19949.7	21633.9	-104769
1470	Komb.: 1.35xII+0.9xIII+1.5xV+0.9xVII	-19968.0	22181.4	-105884
1471	Komb.: 1.35xI+0.9xIII+1.5xIV+0.9xVIII	-19895.2	21341.9	-148135
1472	Komb.: 1.35xI+0.9xIII+1.5xIV+0.9xVII	-19913.5	21889.4	-149250
1473	Komb.: 1.35xI+0.9xIII+0.9xVIII-1.5xIX	4221.59	-4130.56	-103524
1474	Komb.: 1.35xI+0.9xIII+0.9xVIII+1.5xIX	-4231.54	3571.10	-103524
1475	Komb.: 1.35xI+0.9xIII+0.9xVII-1.5xIX	4203.32	-3583.07	-104639
1476	Komb.: 1.35xI+0.9xIII+0.9xVII+1.5xIX	-4249.81	4118.59	-104639
1477	Komb.: 1.35xI+0.9xIII+1.5xVI+0.9xVIII	4.83	-517.30	-107594
1478	Komb.: 1.35xI+0.9xIII+1.5xVI+0.9xVII	-13.44	30.20	-108709
1479	Komb.: 1.35xI+0.9xIII+1.5xV+0.9xVIII	-19.63	10.10	-107594
1480	Komb.: 1.35xI+0.9xIII+1.5xV+0.9xVII	-37.90	557.60	-108709
1481	Komb.: 1.35xI+0.9xIII+1.5xIV+0.9xVIII	34.92	-281.85	-150959
1482	Komb.: 1.35xI+0.9xIII+1.5xIV+0.9xVII	16.65	265.65	-152074
1483	Komb.: II+0.9xIII+1.05xIV+0.75xVI+ +0.9xVIII	-14739.2	15618.0	-76120.0
1484	Komb.: II+0.9xIII+1.05xIV+0.75xVI+ +0.9xVII	-14757.5	16165.5	-77234.9
1485	Komb.: II+0.9xIII+1.05xIV+0.75xV+ +0.9xVIII	-14751.4	15881.7	-76120.0
1486	Komb.: II+0.9xIII+1.05xIV+0.75xV+ +0.9xVII	-14769.7	16429.2	-77234.9
1487	Komb.: I+0.9xIII+1.05xIV+0.75xVI+ +0.9xVIII	23.84	-399.62	-78212.2
1488	Komb.: I+0.9xIII+1.05xIV+0.75xVI+ +0.9xVII	5.58	147.87	-79327.1
1489	Komb.: I+0.9xIII+1.05xIV+0.75xV+ +0.9xVIII	11.61	-135.92	-78212.2
1490	Komb.: I+0.9xIII+1.05xIV+0.75xV+ +0.9xVII	-6.65	411.57	-79327.1
1491	Komb.: 1.35xII+III+0.75xVI-1.5xIX	-15683.2	17652.7	-88891.6
1492	Komb.: 1.35xII+III+0.75xVI+1.5xIX	-24136.3	25354.4	-88891.6
1493	Komb.: 1.35xII+III+0.75xVI+1.5xVIII	-19943.8	21039.8	-87983.9
1494	Komb.: 1.35xII+III+0.75xVI+1.5xVII	-19974.3	21952.2	-89842.0
1495	Komb.: 1.35xII+III+0.75xV-1.5xIX	-15695.4	17916.4	-88891.6
1496	Komb.: 1.35xII+III+0.75xV+1.5xIX	-24148.5	25618.1	-88891.6
1497	Komb.: 1.35xII+III+0.75xV+1.5xVIII	-19956.0	21303.5	-87983.9
1498	Komb.: 1.35xII+III+0.75xV+1.5xVII	-19986.5	22215.9	-89842.0
1499	Komb.: 1.35xII+III+0.75xV+1.5xVI	-19912.2	21529.7	-92961.3
1500	Komb.: 1.35xII+III+1.5xV+0.75xVI	-19924.4	21793.4	-92961.3
1501	Komb.: 1.35xII+III+1.5xIV+0.75xVI	-19869.8	21501.5	-136327
1502	Komb.: 1.35xII+III+1.5xIV+0.75xV	-19882.1	21765.2	-136327
1503	Komb.: 1.35xI+III+0.75xVI-1.5xIX	4246.93	-3971.05	-91716.1
1504	Komb.: 1.35xI+III+0.75xVI+1.5xIX	-4206.20	3730.61	-91716.1
1505	Komb.: 1.35xI+III+0.75xVI+1.5xVIII	-13.70	-584.04	-90808.3
1506	Komb.: 1.35xI+III+0.75xVI+1.5xVII	-44.15	328.45	-92666.5
1507	Komb.: 1.35xI+III+0.75xV-1.5xIX	4234.70	-3707.35	-91716.1
1508	Komb.: 1.35xI+III+0.75xV+1.5xIX	-4218.43	3994.31	-91716.1
1509	Komb.: 1.35xI+III+0.75xV+1.5xVIII	-25.93	-320.34	-90808.3
1510	Komb.: 1.35xI+III+0.75xV+1.5xVII	-56.38	592.15	-92666.5
1511	Komb.: 1.35xI+III+0.75xV+1.5xVI	17.94	-94.09	-95785.8
1512	Komb.: 1.35xI+III+1.5xV+0.75xVI	5.71	169.61	-95785.8
1513	Komb.: 1.35xI+III+1.5xIV+0.75xVI	60.26	-122.34	-139151
1514	Komb.: 1.35xI+III+1.5xIV+0.75xV	48.03	141.36	-139151
1515	Komb.: II+III+1.05xIV+0.75xV+0.75xVI	-14726.1	16041.2	-64312.1
1516	Komb.: I+III+1.05xIV+0.75xV+0.75xVI	36.96	23.59	-66404.3
1517	Komb.: II+III+1.05xIV-1.5xIX	-10497.1	12164.2	-60242.4
1518	Komb.: II+III+1.05xIV+1.5xIX	-18950.2	19865.9	-60242.4
1519	Komb.: II+III+1.05xIV+1.5xVIII	-14757.7	15551.3	-59334.7
1520	Komb.: II+III+1.05xIV+1.5xVII	-14788.2	16463.7	-61192.8
1521	Komb.: II+III+1.05xIV+1.5xVI	-14713.9	15777.5	-64312.1
1522	Komb.: II+III+1.05xIV+1.5xV	-14738.3	16304.9	-64312.1
1523	Komb.: I+III+1.05xIV-1.5xIX	4265.95	-3853.38	-62334.6
1524	Komb.: I+III+1.05xIV+1.5xIX	-4187.18	3848.28	-62334.6
1525	Komb.: I+III+1.05xIV+1.5xVIII	5.32	-466.37	-61426.9
1526	Komb.: I+III+1.05xIV+1.5xVII	-25.13	446.12	-63285.0
1527	Komb.: I+III+1.05xIV+1.5xVI	49.19	-240.11	-66404.3
1528	Komb.: I+III+1.05xIV+1.5xV	24.72	287.29	-66404.3
1529	Komb.: 1.35xII+0.9xIII+0.75xVI-1.5xIX	-15683.2	17652.7	-103279
1530	Komb.: 1.35xII+0.9xIII+0.75xVI+1.5xIX	-24136.3	25354.4	-103279
1531	Komb.: 1.35xII+0.9xIII+0.75xVI+ +1.5xVIII	-19943.8	21039.8	-102371
1532	Komb.: 1.35xII+0.9xIII+0.75xVI+ +1.5xVII	-19974.3	21952.2	-104229
1533	Komb.: 1.35xII+0.9xIII+0.75xV-1.5xIX	-15695.4	17916.4	-103279
1534	Komb.: 1.35xII+0.9xIII+0.75xV+1.5xIX	-24148.5	25618.1	-103279
1535	Komb.: 1.35xII+0.9xIII+0.75xV+ +1.5xVIII	-19956.0	21303.5	-102371
1536	Komb.: 1.35xII+0.9xIII+0.75xV+1.5xVII	-19986.5	22215.9	-104229
1537	Komb.: 1.35xII+0.9xIII+0.75xV+1.5xVI	-19912.2	21529.7	-107349
1538	Komb.: 1.35xII+0.9xIII+1.5xV+0.75xVI	-19924.4	21793.4	-107349
1539	Komb.: 1.35xII+0.9xIII+1.5xIV+0.75xVI	-19869.8	21501.5	-150714
1540	Komb.: 1.35xII+0.9xIII+1.5xIV+0.75xV	-19882.1	21765.2	-150714
1541	Komb.: 1.35xI+0.9xIII+0.75xVI-1.5xIX	4246.93	-3971.05	-106104
1542	Komb.: 1.35xI+0.9xIII+0.75xVI+1.5xIX	-4206.20	3730.61	-106104
1543	Komb.: 1.35xI+0.9xIII+0.75xVI+ +1.5xVIII	-13.70	-584.04	-105196
1544	Komb.: 1.35xI+0.9xIII+0.75xVI+1.5xVII	-44.15	328.45	-107054
1545	Komb.: 1.35xI+0.9xIII+0.75xV-1.5xIX	4234.70	-3707.35	-106104
1546	Komb.: 1.35xI+0.9xIII+0.75xV+1.5xIX	-4218.43	3994.31	-106104
1547	Komb.: 1.35xI+0.9xIII+0.75xV+1.5xVIII	-25.93	-320.34	-105196
1548	Komb.: 1.35xI+0.9xIII+0.75xV+1.5xVII	-56.38	592.15	-107054
1549	Komb.: 1.35xI+0.9xIII+0.75xV+1.5xVI	17.94	-94.09	-110173
1550	Komb.: 1.35xI+0.9xIII+1.5xV+0.75xVI	5.71	169.61	-110173
1551	Komb.: 1.35xI+0.9xIII+1.5xIV+0.75xVI	60.26	-122.34	-153539
1552	Komb.: 1.35xI+0.9xIII+1.5xIV+0.75xV	48.03	141.36	-153539
1553	Komb.: II+0.9xIII+1.05xIV+0.75xV+ +0.75xVI	-14726.1	16041.2	-78699.5
1554	Komb.: I+0.9xIII+1.05xIV+0.75xV+ +0.75xVI	36.96	23.59	-80791.7
1555	Komb.: II+0.9xIII+1.05xIV-1.5xIX	-10497.1	12164.2	-74629.8
1556	Komb.: II+0.9xIII+1.05xIV+1.5xIX	-18950.2	19865.9	-74629.8
1557	Komb.: II+0.9xIII+1.05xIV+1.5xVIII	-14757.7	15551.3	-73722.0
1558	Komb.: II+0.9xIII+1.05xIV+1.5xVII	-14788.2	16463.7	-75580.2
1559	Komb.: II+0.9xIII+1.05xIV+1.5xVI	-14713.9	15777.5	-78699.5
1560	Komb.: II+0.9xIII+1.05xIV+1.5xV	-14738.3	16304.9	-78699.5
1561	Komb.: I+0.9xIII+1.05xIV-1.5xIX	4265.95	-3853.38	-76722.0
1562	Komb.: I+0.9xIII+1.05xIV+1.5xIX	-4187.18	3848.28	-76722.0
1563	Komb.: I+0.9xIII+1.05xIV+1.5xVIII	5.32	-466.37	-75814.2
1564	Komb.: I+0.9xIII+1.05xIV+1.5xVII	-25.13	446.12	-77672.4
1565	Komb.: I+0.9xIII+1.05xIV+1.5xVI	49.19	-240.11	-80791.7
1566	Komb.: I+0.9xIII+1.05xIV+1.5xV	24.72	287.29	-80791.7
1567	Komb.: II+III+0.75xV+0.75xVI+0.9xVIII	-14774.5	15764.4	-30562.8
1568	Komb.: II+III+0.75xV+0.75xVI+0.9xVII	-14792.7	16311.9	-31677.6
1569	Komb.: I+III+0.75xV+0.75xVI+0.9xVIII	-11.41	-253.22	-32655.0
1570	Komb.: I+III+0.75xV+0.75xVI+0.9xVII	-29.68	294.27	-33769.8
1571	Komb.: II+III+0.9xVIII-1.5xIX	-10545.5	11887.4	-26493.1
1572	Komb.: II+III+0.9xVIII+1.5xIX	-18998.6	19589.1	-26493.1
1573	Komb.: II+III+0.9xVII-1.5xIX	-10563.7	12434.9	-27607.9
1574	Komb.: II+III+0.9xVII+1.5xIX	-19016.9	20136.6	-27607.9
1575	Komb.: II+III+1.5xVI+0.9xVIII	-14762.2	15500.7	-30562.8
1576	Komb.: II+III+1.5xVI+0.9xVII	-14780.5	16048.2	-31677.6
1577	Komb.: II+III+1.5xV+0.9xVIII	-14786.7	16028.1	-30562.8
1578	Komb.: II+III+1.5xV+0.9xVII	-14805.0	16575.6	-31677.6
1579	Komb.: I+III+1.5xIV+0.9xVIII	-14732.1	15736.2	-73928.3
1580	Komb.: I+III+1.5xIV+0.9xVII	-14750.4	16283.6	-75043.2
1581	Komb.: I+III+0.9xVIII-1.5xIX	4217.58	-4130.19	-28585.3
1582	Komb.: I+III+0.9xVIII+1.5xIX	-4235.55	3571.47	-28585.3
1583	Komb.: I+III+0.9xVII-1.5xIX	4199.31	-3582.70	-29700.1
1584	Komb.: I+III+0.9xVII+1.5xIX	-4253.82	4118.96	-29700.1
1585	Komb.: I+III+1.5xVI+0.9xVIII	0.82	-516.92	-32655.0
1586	Komb.: I+III+1.5xVI+0.9xVII	-17.45	30.57	-33769.8
1587	Komb.: I+III+1.5xV+0.9xVIII	-23.64	10.48	-32655.0
1588	Komb.: I+III+1.5xV+0.9xVII	-41.91	557.97	-33769.8
1589	Komb.: I+III+1.5xIV+0.9xVIII	30.91	-281.47	-76020.5
1590	Komb.: I+III+1.5xIV+0.9xVII	12.64	266.02	-77135.4
1591	Komb.: II+0.9xIII+0.75xV+0.75xVI+ +0.9xVIII	-14774.5	15764.4	-44950.1
1592	Komb.: II+0.9xIII+0.75xV+0.75xVI+ +0.9xVII	-14792.7	16311.9	-46065.0
1593	Komb.: I+0.9xIII+0.75xV+0.75xVI+ +0.9xVIII	-11.41	-253.22	-47042.3
1594	Komb.: I+0.9xIII+0.75xV+0.75xVI+ +0.9xVII	-29.68	294.27	-48157.2
1595	Komb.: II+0.9xIII+0.9xVIII-1.5xIX	-10545.5	11887.4	-40880.4
1596	Komb.: II+0.9xIII+0.9xVIII+1.5xIX	-18998.6	19589.1	-40880.4
1597	Komb.: II+0.9xIII+0.9xVII-1.5xIX	-10563.7	12434.9	-41995.3
1598	Komb.: II+0.9xIII+0.9xVII+1.5xIX	-19016.9	20136.6	-41995.3
1599	Komb.: II+0.9xIII+1.5xVI+0.9xVIII	-14762.2	15500.7	-44950.1
1600	Komb.: II+0.9xIII+1.5xVI+0.9xVII	-14780.5	16048.2	-46065.0
1601	Komb.: II+0.9xIII+1.5xV+0.9xVIII	-14786.7	16028.1	-44950.1
1602	Komb.: II+0.9xIII+1.5xV+0.9xVII	-14805.0	16575.6	-46065.0
1603	Komb.: II+0.9xIII+1.5xIV+0.9xVIII	-14732.1	15736.2	-88315.7
1604	Komb.: II+0.9xIII+1.5xIV+0.9xVII	-14750.4	16283.6	-89430.6
1605	Komb.: 1.35xII+III+1.05xIV+0.9xVIII	-19907.2	21342.6	-119517
1606	Komb.: 1.35xII+III+1.05xIV+0.9xVII	-19925.4	21890.1	-120632
1607	Komb.: I+0.9xIII+0.9xVIII-1.5xIX	4217.58	-4130.19	-42972.7
1608	Komb.: I+0.9xIII+0.9xVIII+1.5xIX	-4235.55	3571.47	-42972.7
1609	Komb.: I+0.9xIII+0.9xVII-1.5xIX	4199.31	-3582.70	-44087.5
1610	Komb.: I+0.9xIII+0.9xVII+1.5xIX	-4253.82	4118.96	-44087.5
1611	Komb.: I+0.9xIII+1.5xVI+0.9xVIII	0.82	-516.92	-47042.3
1612	Komb.: I+0.9xIII+1.5xVI+0.9xVII	-17.45	30.57	-48157.2
1613	Komb.: I+0.9xIII+1.5xV+0.9xVIII	-23.64	10.48	-47042.3
1614	Komb.: I+0.9xIII+1.5xV+0.9xVII	-41.91	557.97	-48157.2
1615	Komb.: I+0.9xIII+1.5xIV+0.9xVIII	30.91	-281.47	-90407.9
1616	Komb.: I+0.9xIII+1.5xIV+0.9xVII	12.64	266.02	-91522.8
1617	Komb.: 1.35xI+III+1.05xIV+0.9xVIII	22.95	-281.21	-122341
1618	Komb.: 1.35xI+III+1.05xIV+0.9xVII	4.68	266.28	-123456
1619	Komb.: II+III+0.75xVI-1.5xIX	-10520.1	12046.9	-29072.6
1620	Komb.: II+III+0.75xVI+1.5xIX	-18973.3	19748.6	-29072.6
1621	Komb.: II+III+0.75xVI+1.5xVIII	-14780.8	15434.0	-28164.8
1622	Komb.: II+III+0.75xVI+1.5xVII	-14811.2	16346.4	-30022.9
1623	Komb.: II+III+0.75xV-1.5xIX	-10532.4	12310.6	-29072.6
1624	Komb.: II+III+0.75xV+1.5xIX	-18985.5	20012.3	-29072.6
1625	Komb.: II+III+0.75xV+1.5xVIII	-14793.0	15697.7	-28164.8
1626	Komb.: II+III+0.75xV+1.5xVII	-14823.4	16610.1	-30022.9
1627	Komb.: II+III+0.75xV+1.5xVI	-14749.1	15923.9	-33142.3
1628	Komb.: II+III+1.5xV+0.75xVI	-14761.3	16187.6	-33142.3
1629	Komb.: II+III+1.5xIV+0.75xVI	-14706.8	15895.7	-76507.9
1630	Komb.: II+III+1.5xIV+0.75xV	-14719.0	16159.4	-76507.9
1631	Komb.: I+III+0.75xVI-1.5xIX	4242.92	-3970.68	-31164.8
1632	Komb.: I+III+0.75xVI+1.5xIX	-4210.21	3730.98	-31164.8
1633	Komb.: I+III+0.75xVI+1.5xVIII	-17.71	-583.67	-30257.0
1634	Komb.: I+III+0.75xVI+1.5xVII	-48.16	328.82	-32115.1
1635	Komb.: I+III+0.75xV-1.5xIX	4230.69	-3706.98	-31164.8
1636	Komb.: I+III+0.75xV+1.5xIX	-4222.44	3994.68	-31164.8
1637	Komb.: I+III+0.75xV+1.5xVIII	-29.94	-319.97	-30257.0
1638	Komb.: I+III+0.75xV+1.5xVII	-60.39	592.52	-32115.1
1639	Komb.: I+III+0.75xV+1.5xVI	13.93	-93.71	-35234.5
1640	Komb.: I+III+1.5xV+0.75xVI	1.70	169.99	-35234.5
1641	Komb.: I+III+1.5xIV+0.75xVI	56.25	-121.96	-78600.1
1642	Komb.: I+III+1.5xIV+0.75xV	44.02	141.74	-78600.1
1643	Komb.: 1.35xII+0.9xIII+1.05xIV+ +0.9xVIII	-19907.2	21342.6	-133904
1644	Komb.: 1.35xII+0.9xIII+1.05xIV+ +0.9xVII	-19925.4	21890.1	-135019
1645	Komb.: 1.35xI+0.9xIII+1.05xIV+ +0.9xVIII	22.95	-281.21	-136729
1646	Komb.: 1.35xI+0.9xIII+1.05xIV+0.9xVII	4.68	266.28	-137844
1647	Komb.: II+0.9xIII+0.75xVI-1.5xIX	-10520.1	12046.9	-43460.0
1648	Komb.: II+0.9xIII+0.75xVI+1.5xIX	-18973.3	19748.6	-43460.0
1649	Komb.: II+0.9xIII+0.75xVI+1.5xVIII	-14780.8	15434.0	-42552.2
1650	Komb.: II+0.9xIII+0.75xVI+1.5xVII	-14811.2	16346.4	-44410.3
1651	Komb.: II+0.9xIII+0.75xV-1.5xIX	-10532.4	12310.6	-43460.0
1652	Komb.: II+0.9xIII+0.75xV+1.5xIX	-18985.5	20012.3	-43460.0
1653	Komb.: II+0.9xIII+0.75xV+1.5xVIII	-14793.0	15697.7	-42552.2
1654	Komb.: II+0.9xIII+0.75xV+1.5xVII	-14823.4	16610.1	-44410.3
1655	Komb.: II+0.9xIII+0.75xV+1.5xVI	-14749.1	15923.9	-47529.7
1656	Komb.: II+0.9xIII+1.5xV+0.75xVI	-14761.3	16187.6	-47529.7
1657	Komb.: II+0.9xIII+1.5xIV+0.75xVI	-14706.8	15895.7	-90895.2
1658	Komb.: II+0.9xIII+1.5xIV+0.75xV	-14719.0	16159.4	-90895.2
1659	Komb.: 1.35xII+III+1.05xIV+0.75xVI	-19881.8	21502.1	-122096
1660	Komb.: 1.35xII+III+1.05xIV+0.75xV	-19894.0	21765.8	-122096
1661	Komb.: I+0.9xIII+0.75xVI-1.5xIX	4242.92	-3970.68	-45552.2
1662	Komb.: I+0.9xIII+0.75xVI+1.5xIX	-4210.21	3730.98	-45552.2
1663	Komb.: I+0.9xIII+0.75xVI+1.5xVIII	-17.71	-583.67	-44644.4
1664	Komb.: I+0.9xIII+0.75xVI+1.5xVII	-48.16	328.82	-46502.5
1665	Komb.: I+0.9xIII+0.75xV-1.5xIX	4230.69	-3706.98	-45552.2
1666	Komb.: I+0.9xIII+0.75xV+1.5xIX	-4222.44	3994.68	-45552.2
1667	Komb.: I+0.9xIII+0.75xV+1.5xVIII	-29.94	-319.97	-44644.4
1668	Komb.: I+0.9xIII+0.75xV+1.5xVII	-60.39	592.52	-46502.5
1669	Komb.: I+0.9xIII+0.75xV+1.5xVI	13.93	-93.71	-49621.9
1670	Komb.: I+0.9xIII+1.5xV+0.75xVI	1.70	169.99	-49621.9
1671	Komb.: I+0.9xIII+1.5xIV+0.75xVI	56.25	-121.96	-92987.4
1672	Komb.: I+0.9xIII+1.5xIV+0.75xV	44.02	141.74	-92987.4
1673	Komb.: 1.35xI+III+1.05xIV+0.75xVI	48.29	-121.70	-124921
1674	Komb.: 1.35xI+III+1.05xIV+0.75xV	36.06	142.00	-124921
1675	Komb.: II+III+0.3xIV-0.8xIX-1xX			
1676	Komb.: II+III+0.3xIV-0.8xIX-1xXI			
1677	Komb.: II+III+0.3xIV-0.8xIX-1xXII			
1678	Komb.: II+III+0.3xIV-0.8xIX-1xXIII			
1679	Komb.: II+III+0.3xIV-0.8xIX-1xXIV			
1680	Komb.: II+III+0.3xIV-0.8xIX+XIV			
1681	Komb.: II+III+0.3xIV-0.8xIX+XIII			
1682	Komb.: II+III+0.3xIV-0.8xIX+XII			
1683	Komb.: II+III+0.3xIV-0.8xIX+XI			
1684	Komb.: II+III+0.3xIV-0.8xIX+X			
1685	Komb.: II+III+0.3xIV+0.8xIX-1xX			
1686	Komb.: II+III+0.3xIV+0.8xIX-1xXI			
1687	Komb.: II+III+0.3xIV+0.8xIX-1xXII			
1688	Komb.: II+III+0.3xIV+0.8xIX-1xXIII			
1689	Komb.: II+III+0.3xIV+0.8xIX-1xXIV			
1690	Komb.: II+III+0.3xIV+0.8xIX+XIV			
1691	Komb.: II+III+0.3xIV+0.8xIX+XIII			
1692	Komb.: II+III+0.3xIV+0.8xIX+XII			
1693	Komb.: II+III+0.3xIV+0.8xIX+XI			
1694	Komb.: II+III+0.3xIV+0.8xIX+X			
1695	Komb.: I+III+0.3xIV-0.8xIX-1xX			
1696	Komb.: I+III+0.3xIV-0.8xIX-1xXI			
1697	Komb.: I+III+0.3xIV-0.8xIX-1xXII			
1698	Komb.: I+III+0.3xIV-0.8xIX-1xXIII			
1699	Komb.: I+III+0.3xIV-0.8xIX-1xXIV			
1700	Komb.: I+III+0.3xIV-0.8xIX+XIV			
1701	Komb.: I+III+0.3xIV-0.8xIX+XIII			
1702	Komb.: I+III+0.3xIV-0.8xIX+XII			
1703	Komb.: I+III+0.3xIV-0.8xIX+XI			
1704	Komb.: I+III+0.3xIV-0.8xIX+X			
1705	Komb.: I+III+0.3xIV+0.8xIX-1xX			
1706	Komb.: I+III+0.3xIV+0.8xIX-1xXI			
1707	Komb.: I+III+0.3xIV+0.8xIX-1xXII			
1708	Komb.: I+III+0.3xIV+0.8xIX-1xXIII			
1709	Komb.: I+III+0.3xIV+0.8xIX-1xXIV			
1710	Komb.: I+III+0.3xIV+0.8xIX+XIV			
1711	Komb.: I+III+0.3xIV+0.8xIX+XIII			
1712	Komb.: I+III+0.3xIV+0.8xIX+XII			

Vhodni podatki - Obtežba

Lista obtežnih primerov

LC	Naziv	pX [kN]	pY [kN]	pZ [kN]
1713	Komb.: I+III+0.3xIV+0.8xIX+XI			
1714	Komb.: I+III+0.3xIV+0.8xIX+X			
1715	Komb.: 1.35xII+0.9xIII+1.05xIV+ +0.75xVI	-19881.8	21502.1	-136484
1716	Komb.: 1.35xII+0.9xIII+1.05xIV+ +0.75xV	-19894.0	21765.8	-136484
1717	Komb.: 1.35xI+0.9xIII+1.05xIV+ +0.75xVI	48.29	-121.70	-139308
1718	Komb.: 1.35xI+0.9xIII+1.05xIV+0.75xV	36.06	142.00	-139308
1719	Komb.: 1.35xII+III+0.75xVI+0.9xVIII	-19930.2	21225.3	-88347.0
1720	Komb.: 1.35xII+III+0.75xVI+0.9xVII	-19948.4	21772.8	-89461.8
1721	Komb.: 1.35xII+III+0.75xV+0.9xVIII	-19942.4	21489.0	-88347.0
1722	Komb.: 1.35xII+III+0.75xV+0.9xVII	-19960.7	22036.5	-89461.8
1723	Komb.: 1.35xI+III+0.75xVI+0.9xVIII	-0.07	-398.51	-91171.5
1724	Komb.: 1.35xI+III+0.75xVI+0.9xVII	-18.34	148.98	-92286.3
1725	Komb.: 1.35xI+III+0.75xV+0.9xVIII	-12.31	-134.81	-91171.5
1726	Komb.: 1.35xI+III+0.75xV+0.9xVII	-30.57	412.68	-92286.3
1727	Komb.: II+III+1.05xIV+0.9xVIII	-14744.1	15736.8	-59697.8
1728	Komb.: II+III+1.05xIV+0.9xVII	-14762.4	16284.3	-60812.6
1729	Komb.: I+III+1.05xIV+0.9xVIII	18.94	-280.84	-61790.0
1730	Komb.: I+III+1.05xIV+0.9xVII	0.67	266.66	-62904.8
1731	Komb.: 1.35xII+0.9xIII+0.75xVI+ +0.9xVIII	-19930.2	21225.3	-102734
1732	Komb.: 1.35xII+0.9xIII+0.75xVI+ +0.9xVII	-19948.4	21772.8	-103849
1733	Komb.: 1.35xII+0.9xIII+0.75xV+ +0.9xVIII	-19942.4	21489.0	-102734
1734	Komb.: 1.35xII+0.9xIII+0.75xV+0.9xVII	-19960.7	22036.5	-103849
1735	Komb.: 1.35xI+0.9xIII+0.75xVI+ +0.9xVIII	-0.07	-398.51	-105559
1736	Komb.: 1.35xI+0.9xIII+0.75xVI+0.9xVII	-18.34	148.98	-106674
1737	Komb.: 1.35xI+0.9xIII+0.75xV+0.9xVIII	-12.31	-134.81	-105559
1738	Komb.: 1.35xI+0.9xIII+0.75xV+0.9xVII	-30.57	412.68	-106674
1739	Komb.: 1.35xII+III+0.75xV+0.75xVI	-19917.1	21648.5	-90926.5
1740	Komb.: 1.35xI+III+0.75xV+0.75xVI	13.04	24.70	-93751.0
1741	Komb.: 1.35xII+III-1.5xIX	-15688.1	17771.5	-86856.8
1742	Komb.: 1.35xII+III+1.5xIX	-24141.2	25473.2	-86856.8
1743	Komb.: 1.35xII+III+1.5xVIII	-19948.7	21158.5	-85949.0
1744	Komb.: 1.35xII+III+1.5xVII	-19979.2	22071.0	-87807.1
1745	Komb.: 1.35xII+III+1.5xVI	-19904.8	21384.8	-90926.5
1746	Komb.: 1.35xII+III+1.5xV	-19929.3	21912.2	-90926.5
1747	Komb.: 1.35xII+III+1.5xIV	-19874.7	21620.2	-134292
1748	Komb.: 1.35xI+III-1.5xIX	4242.03	-3852.27	-89681.3
1749	Komb.: 1.35xI+III+1.5xIX	-4211.10	3849.39	-89681.3
1750	Komb.: 1.35xI+III+1.5xVIII	-18.60	-465.26	-88773.5
1751	Komb.: 1.35xI+III+1.5xVII	-49.05	447.23	-90631.6
1752	Komb.: 1.35xI+III+1.5xVI	25.27	-239.00	-93751.0
1753	Komb.: 1.35xI+III+1.5xV	0.81	288.40	-93751.0
1754	Komb.: 1.35xI+III+1.5xIV	55.36	-3.55	-137117
1755	Komb.: II+0.9xIII+1.05xIV+0.9xVIII	-14744.1	15736.8	-74085.2
1756	Komb.: II+0.9xIII+1.05xIV+0.9xVII	-14762.4	16284.3	-75200.0
1757	Komb.: I+0.9xIII+1.05xIV+0.9xVIII	18.94	-280.84	-76177.4
1758	Komb.: I+0.9xIII+1.05xIV+0.9xVII	0.67	266.66	-77292.2
1759	Komb.: II+III-0.8xIX-1xX			
1760	Komb.: II+III-0.8xIX-1xXI			
1761	Komb.: II+III-0.8xIX-1xXII			
1762	Komb.: II+III-0.8xIX-1xXIII			
1763	Komb.: II+III-0.8xIX-1xXIV			
1764	Komb.: II+III-0.8xIX+XIV			
1765	Komb.: II+III-0.8xIX+XIII			
1766	Komb.: II+III-0.8xIX+XII			
1767	Komb.: II+III-0.8xIX+XI			
1768	Komb.: II+III-0.8xIX+X			
1769	Komb.: II+III+0.8xIX-1xX			
1770	Komb.: II+III+0.8xIX-1xXI			
1771	Komb.: II+III+0.8xIX-1xXII			
1772	Komb.: II+III+0.8xIX-1xXIII			
1773	Komb.: II+III+0.8xIX-1xXIV			
1774	Komb.: II+III+0.8xIX+XIV			
1775	Komb.: II+III+0.8xIX+XIII			
1776	Komb.: II+III+0.8xIX+XII			
1777	Komb.: II+III+0.8xIX+XI			
1778	Komb.: II+III+0.8xIX+X			
1779	Komb.: II+III+1.05xIV+0.75xVI	-14718.8	15896.3	-62277.3
1780	Komb.: II+III+1.05xIV+0.75xV	-14731.0	16160.0	-62277.3
1781	Komb.: I+III-0.8xIX-1xX			
1782	Komb.: I+III-0.8xIX-1xXI			
1783	Komb.: I+III-0.8xIX-1xXII			
1784	Komb.: I+III-0.8xIX-1xXIII			
1785	Komb.: I+III-0.8xIX-1xXIV			
1786	Komb.: I+III-0.8xIX+XIV			
1787	Komb.: I+III-0.8xIX+XIII			
1788	Komb.: I+III-0.8xIX+XII			
1789	Komb.: I+III-0.8xIX+XI			
1790	Komb.: I+III-0.8xIX+X			
1791	Komb.: I+III+0.8xIX-1xX			
1792	Komb.: I+III+0.8xIX-1xXI			
1793	Komb.: I+III+0.8xIX-1xXII			
1794	Komb.: I+III+0.8xIX-1xXIII			
1795	Komb.: I+III+0.8xIX-1xXIV			
1796	Komb.: I+III+0.8xIX+XIV			
1797	Komb.: I+III+0.8xIX+XIII			
1798	Komb.: I+III+0.8xIX+XII			
1799	Komb.: I+III+0.8xIX+XI			
1800	Komb.: I+III+0.8xIX+X			
1801	Komb.: I+III+1.05xIV+0.75xVI	44.28	-121.33	-64369.5
1802	Komb.: I+III+1.05xIV+0.75xV	32.05	142.37	-64369.5
1803	Komb.: 1.35xII+0.9xIII+0.75xV+ +0.75xVI	-19917.1	21648.5	-105314
1804	Komb.: 1.35xI+0.9xIII+0.75xV+0.75xVI	13.04	24.70	-108138
1805	Komb.: 1.35xII+0.9xIII-1.5xIX	-15688.1	17771.5	-101244
1806	Komb.: 1.35xII+0.9xIII+1.5xIX	-24141.2	25473.2	-101244
1807	Komb.: 1.35xII+0.9xIII+1.5xVIII	-19948.7	21158.5	-100336
1808	Komb.: 1.35xII+0.9xIII+1.5xVII	-19979.2	22071.0	-102195
1809	Komb.: 1.35xII+0.9xIII+1.5xVI	-19904.8	21384.8	-105314
1810	Komb.: 1.35xII+0.9xIII+1.5xV	-19929.3	21912.2	-105314
1811	Komb.: 1.35xII+0.9xIII+1.5xIV	-19874.7	21620.2	-148679
1812	Komb.: 1.35xI+0.9xIII-1.5xIX	4242.03	-3852.27	-104069
1813	Komb.: 1.35xI+0.9xIII+1.5xIX	-4211.10	3849.39	-104069
1814	Komb.: 1.35xI+0.9xIII+1.5xVIII	-18.60	-465.26	-103161
1815	Komb.: 1.35xI+0.9xIII+1.5xVII	-49.05	447.23	-105019
1816	Komb.: 1.35xI+0.9xIII+1.5xVI	25.27	-239.00	-108138
1817	Komb.: 1.35xI+0.9xIII+1.5xV	0.81	288.40	-108138
1818	Komb.: 1.35xI+0.9xIII+1.5xIV	55.36	-3.55	-151504
1819	Komb.: II+0.9xIII+1.05xIV+0.75xVI	-14718.8	15896.3	-76664.7
1820	Komb.: II+0.9xIII+1.05xIV+0.75xV	-14731.0	16160.0	-76664.7
1821	Komb.: I+0.9xIII+1.05xIV+0.75xVI	44.28	-121.33	-78756.9
1822	Komb.: I+0.9xIII+1.05xIV+0.75xV	32.05	142.37	-78756.9
1823	Komb.: II+III+0.75xVI+0.9xVIII	-14767.1	15619.5	-28527.9
1824	Komb.: II+III+0.75xVI+0.9xVII	-14785.4	16167.0	-29642.8
1825	Komb.: II+III+0.75xV+0.9xVIII	-14779.4	15883.2	-28527.9
1826	Komb.: II+III+0.75xV+0.9xVII	-14797.6	16430.7	-29642.8
1827	Komb.: I+III+0.75xVI+0.9xVIII	-4.08	-398.14	-30620.1
1828	Komb.: I+III+0.75xVI+0.9xVII	-22.35	149.35	-31735.0
1829	Komb.: I+III+0.75xV+0.9xVIII	-16.31	-134.44	-30620.1
1830	Komb.: I+III+0.75xV+0.9xVII	-34.58	413.05	-31735.0
1831	Komb.: II+0.9xIII+0.75xVI+0.9xVIII	-14767.1	15619.5	-42915.3
1832	Komb.: II+0.9xIII+0.75xVI+0.9xVII	-14785.4	16167.0	-44030.2
1833	Komb.: II+0.9xIII+0.75xV+0.9xVIII	-14779.4	15883.2	-42915.3
1834	Komb.: II+0.9xIII+0.75xV+0.9xVII	-14797.6	16430.7	-44030.2
1835	Komb.: I+0.9xIII+0.75xVI+0.9xVIII	-4.08	-398.14	-45007.5
1836	Komb.: I+0.9xIII+0.75xVI+0.9xVII	-22.35	149.35	-46122.4
1837	Komb.: I+0.9xIII+0.75xV+0.9xVIII	-16.31	-134.44	-45007.5
1838	Komb.: I+0.9xIII+0.75xV+0.9xVII	-34.58	413.05	-46122.4
1839	Komb.: II+III+0.75xV+0.75xVI	-14754.0	16042.7	-31107.4
1840	Komb.: I+III+0.75xV+0.75xVI	9.03	25.07	-33199.6
1841	Komb.: II+III-1.5xIX	-10525.0	12165.7	-27037.7
1842	Komb.: II+III+1.5xIX	-18978.2	19867.4	-27037.7
1843	Komb.: II+III+1.5xVIII	-14785.7	15552.7	-26129.9
1844	Komb.: II+III+1.5xVII	-14816.1	16465.2	-27988.1
1845	Komb.: II+III+1.5xVI	-14741.8	15779.0	-31107.4
1846	Komb.: II+III+1.5xV	-14766.2	16306.4	-31107.4
1847	Komb.: II+III+1.5xIV	-14711.7	16014.4	-74473.0
1848	Komb.: I+III-1.5xIX	4238.02	-3851.90	-29129.9
1849	Komb.: I+III+1.5xIX	-4215.11	3849.76	-29129.9
1850	Komb.: I+III+1.5xVIII	-22.61	-464.89	-28222.2
1851	Komb.: I+III+1.5xVII	-53.06	447.60	-30080.3
1852	Komb.: I+III+1.5xVI	21.26	-238.63	-33199.6
1853	Komb.: I+III+1.5xV	-3.20	288.77	-33199.6
1854	Komb.: I+III+1.5xIV	51.35	-3.18	-76565.2
1855	Komb.: II+0.9xIII+0.75xV+0.75xVI	-14754.0	16042.7	-45494.8
1856	Komb.: I+0.9xIII+0.75xV+0.75xVI	9.03	25.07	-47587.0
1857	Komb.: II+0.9xIII-1.5xIX	-10525.0	12165.7	-41425.1
1858	Komb.: II+0.9xIII+1.5xIX	-18978.2	19867.4	-41425.1
1859	Komb.: II+0.9xIII+1.5xVIII	-14785.7	15552.7	-40517.3
1860	Komb.: II+0.9xIII+1.5xVII	-14816.1	16465.2	-42375.5
1861	Komb.: II+0.9xIII+1.5xVI	-14741.8	15779.0	-45494.8
1862	Komb.: II+0.9xIII+1.5xV	-14766.2	16306.4	-45494.8
1863	Komb.: II+0.9xIII+1.5xIV	-14711.7	16014.4	-88860.4
1864	Komb.: 1.35xII+III+1.05xIV	-19886.7	21620.9	-120061
1865	Komb.: I+0.9xIII-1.5xIX	4238.02	-3851.90	-43517.3
1866	Komb.: I+0.9xIII+1.5xIX	-4215.11	3849.76	-43517.3
1867	Komb.: I+0.9xIII+1.5xVIII	-22.61	-464.89	-42609.5
1868	Komb.: I+0.9xIII+1.5xVII	-53.06	447.60	-44467.7
1869	Komb.: I+0.9xIII+1.5xVI	21.26	-238.63	-47587.0
1870	Komb.: I+0.9xIII+1.5xV	-3.20	288.77	-47587.0
1871	Komb.: I+0.9xIII+1.5xIV	51.35	-3.18	-90952.6
1872	Komb.: 1.35xI+III+1.05xIV	43.39	-2.92	-122886
1873	Komb.: II+III+0.3xIV-1xX			
1874	Komb.: II+III+0.3xIV-1xXI			
1875	Komb.: II+III+0.3xIV-1xXII			
1876	Komb.: II+III+0.3xIV-1xXIII			
1877	Komb.: II+III+0.3xIV-1xXIV			
1878	Komb.: II+III+0.3xIV+XIV			
1879	Komb.: II+III+0.3xIV+XIII			
1880	Komb.: II+III+0.3xIV+XII			
1881	Komb.: II+III+0.3xIV+XI			
1882	Komb.: II+III+0.3xIV+X			
1883	Komb.: I+III+0.3xIV-1xX			
1884	Komb.: I+III+0.3xIV-1xXI			
1885	Komb.: I+III+0.3xIV-1xXII			
1886	Komb.: I+III+0.3xIV-1xXIII			
1887	Komb.: I+III+0.3xIV-1xXIV			
1888	Komb.: I+III+0.3xIV+XIV			
1889	Komb.: I+III+0.3xIV+XIII			
1890	Komb.: I+III+0.3xIV+XII			
1891	Komb.: I+III+0.3xIV+XI			
1892	Komb.: I+III+0.3xIV+X			
1893	Komb.: 1.35xII+0.9xIII+1.05xIV	-19886.7	21620.9	-134449
1894	Komb.: 1.35xI+0.9xIII+1.05xIV	43.39	-2.92	-137273
1895	Komb.: 1.35xII+III+0.9xVIII	-19935.1	21344.1	-86312.1
1896	Komb.: 1.35xII+III+0.9xVII	-19953.4	21891.6	-87427.0
1897	Komb.: 1.35xI+III+0.9xVIII	-4.98	-279.73	-89136.6
1898	Komb.: 1.35xI+III+0.9xVII	-23.25	267.76	-90251.5
1899	Komb.: 1.35xII+0.9xIII+0.9xVIII	-19935.1	21344.1	-100700
1900	Komb.: 1.35xII+0.9xIII+0.9xVII	-19953.4	21891.6	-101814
1901	Komb.: 1.35xI+0.9xIII+0.9xVIII	-4.98	-279.73	-103524
1902	Komb.: 1.35xI+0.9xIII+0.9xVII	-23.25	267.76	-104639
1903	Komb.: II+0.3xIV-0.8xIX-1xX			
1904	Komb.: II+0.3xIV-0.8xIX-1xXI			
1905	Komb.: II+0.3xIV-0.8xIX-1xXII			
1906	Komb.: II+0.3xIV-0.8xIX-1xXIII			
1907	Komb.: II+0.3xIV-0.8xIX-1xXIV			
1908	Komb.: II+0.3xIV-0.8xIX+XIV			
1909	Komb.: II+0.3xIV-0.8xIX+XIII			
1910	Komb.: II+0.3xIV-0.8xIX+XII			
1911	Komb.: II+0.3xIV-0.8xIX+XI			
1912	Komb.: II+0.3xIV-0.8xIX+X			
1913	Komb.: II+0.3xIV+0.8xIX-1xX			
1914	Komb.: II+0.3xIV+0.8xIX-1xXI			
1915	Komb.: II+0.3xIV+0.8xIX-1xXII			
1916	Komb.: II+0.3xIV+0.8xIX-1xXIII			
1917	Komb.: II+0.3xIV+0.8xIX-1xXIV			
1918	Komb.: II+0.3xIV+0.8xIX+XIV			
1919	Komb.: II+0.3xIV+0.8xIX+XIII			
1920	Komb.: II+0.3xIV+0.8xIX+XII			
1921	Komb.: II+0.3xIV+0.8xIX+XI			
1922	Komb.: II+0.3xIV+0.8xIX+X			
1923	Komb.: I+0.3xIV-0.8xIX-1xX			
1924	Komb.: I+0.3xIV-0.8xIX-1xXI			
1925	Komb.: I+0.3xIV-0.8xIX-1xXII			
1926	Komb.: I+0.3xIV-0.8xIX-1xXIII			
1927	Komb.: I+0.3xIV-0.8xIX-1xXIV			
1928	Komb.: I+0.3xIV-0.8xIX+XIV			
1929	Komb.: I+0.3xIV-0.8xIX+XIII			
1930	Komb.: I+0.3xIV-0.8xIX+XII			
1931	Komb.: I+0.3xIV-0.8xIX+XI			
1932	Komb.: I+0.3xIV-0.8xIX+X			
1933	Komb.: I+0.3xIV+0.8xIX-1xX			
1934	Komb.: I+0.3xIV+0.8xIX-1xXI			
1935	Komb.: I+0.3xIV+0.8xIX-1xXII			
1936	Komb.: I+0.3xIV+0.8xIX-1xXIII			
1937	Komb.: I+0.3xIV+0.8xIX-1xXIV			
1938	Komb.: I+0.3xIV+0.8xIX+XIV			
1939	Komb.: I+0.3xIV+0.8xIX+XIII			
1940	Komb.: I+0.3xIV+0.8xIX+XII			
1941	Komb.: I+0.3xIV+0.8xIX+XI			
1942	Komb.: I+0.3xIV+0.8xIX+X			
1943	Komb.: 1.35xII+III+0.75xVI	-19909.7	21503.6	-88891.6
1944	Komb.: 1.35xII+III+0.75xV	-19922.0	21767.3	-88891.6
1945	Komb.: 1.35xI+III+0.75xVI	20.37	-120.22	-91716.1
1946	Komb.: 1.35xI+III+0.75xV	8.13	143.48	-91716.1
1947	Komb.: II+III+1.05xIV	-14723.7	16015.1	-60242.4
1948	Komb.: I+III+1.05xIV	39.38	-2.55	-62334.6
1949	Komb.: II+III-1xX			
1950	Komb.: II+III-1xXI			
1951	Komb.: II+III-1xXII			
1952	Komb.: II+III-1xXIII			
1953	Komb.: II+III-1xXIV			
1954	Komb.: II+III+XIV			
1955	Komb.: II+III+XIII			
1956	Komb.: II+III+XII			
1957	Komb.: II+III+XI			
1958	Komb.: II+III+X			
1959	Komb.: 1.35xII+0.9xIII+0.75xVI	-19909.7	21503.6	-103279
1960	Komb.: 1.35xII+0.9xIII+0.75xV	-19922.0	21767.3	-103279
1961	Komb.: I+III-1xX			
1962	Komb.: I+III-1xXI			
1963	Komb.: I+III-1xXII			
1964	Komb.: I+III-1xXIII			
1965	Komb.: I+III-1xXIV			
1966	Komb.: I+III+XIV			
1967	Komb.: I+III+XIII			
1968	Komb.: I+III+XII			
1969	Komb.: I+III+XI			
1970	Komb.: I+III+X			
1971	Komb.: 1.35xI+0.9xIII+0.75xVI	20.37	-120.22	-106104
1972	Komb.: 1.35xI+0.9xIII+0.75xV	8.13	143.48	-106104
1973	Komb.: II+0.9xIII+1.05xIV	-14723.7	16015.1	-74629.8
1974	Komb.: I+0.9xIII+1.05xIV	39.38	-2.55	-76722.0
1975	Komb.: II+III+0.9xVIII	-14772.0	15738.3	-26493.1
1976	Komb.: II+III+0.9xVII	-14790.3	16285.8	-27607.9
1977	Komb.: I+III+0.9xVIII	-8.99	-279.36	-28585.3
1978	Komb.: I+III+0.9xVII	-27.25	268.13	-29700.1
1979	Komb.: II-0.8xIX-1xX			
1980	Komb.: II-0.8xIX-1xXI			
1981	Komb.: II-0.8xIX-1xXII			
1982	Komb.: II-0.8xIX-1xXIII			
1983	Komb.: II-0.8xIX-1xXIV			
1984	Komb.: II-0.8xIX+XIV			
1985	Komb.: II-0.8xIX+XIII			
1986	Komb.: II-0.8xIX+XII			
1987	Komb.: II-0.8xIX+XI			
1988	Komb.: II-0.8xIX+X			
1989	Komb.: II+0.8xIX-1xX			
1990	Komb.: II+0.8xIX-1xXI			
1991	Komb.: II+0.8xIX-1xXII			
1992	Komb.: II+0.8xIX-1xXIII			
1993	Komb.: II+0.8xIX-1xXIV			
1994	Komb.: II+0.8xIX+XIV			

Vhodni podatki - Obtežba

Lista obtežnih primerov

LC	Naziv	pX [kN]	pY [kN]	pZ [kN]
1995	Komb.: II+0.8xIX+XIII			
1996	Komb.: II+0.8xIX+XII			
1997	Komb.: II+0.8xIX+XI			
1998	Komb.: II+0.8xIX+X			
1999	Komb.: II+0.9xIII+0.9xVIII	-14772.0	15738.3	-40880.4
2000	Komb.: II+0.9xIII+0.9xVII	-14790.3	16285.8	-41995.3
2001	Komb.: I-0.8xIX-1xX			
2002	Komb.: I-0.8xIX-1xXI			
2003	Komb.: I-0.8xIX-1xXII			
2004	Komb.: I-0.8xIX-1xXIII			
2005	Komb.: I-0.8xIX-1xXIV			
2006	Komb.: I-0.8xIX+XIV			
2007	Komb.: I-0.8xIX+XIII			
2008	Komb.: I-0.8xIX+XII			
2009	Komb.: I-0.8xIX+XI			
2010	Komb.: I-0.8xIX+X			
2011	Komb.: I+0.8xIX-1xX			
2012	Komb.: I+0.8xIX-1xXI			
2013	Komb.: I+0.8xIX-1xXII			
2014	Komb.: I+0.8xIX-1xXIII			
2015	Komb.: I+0.8xIX-1xXIV			
2016	Komb.: I+0.8xIX+XIV			
2017	Komb.: I+0.8xIX+XIII			
2018	Komb.: I+0.8xIX+XII			
2019	Komb.: I+0.8xIX+XI			
2020	Komb.: I+0.8xIX+X			
2021	Komb.: I+0.9xIII+0.9xVIII	-8.99	-279.36	-42972.7
2022	Komb.: I+0.9xIII+0.9xVII	-27.25	268.13	-44087.5
2023	Komb.: II+III+0.75xVI	-14746.7	15897.8	-29072.6
2024	Komb.: II+III+0.75xV	-14758.9	16161.5	-29072.6
2025	Komb.: I+III+0.75xVI	16.36	-119.85	-31164.8
2026	Komb.: I+III+0.75xV	4.13	143.85	-31164.8
2027	Komb.: II+0.9xIII+0.75xVI	-14746.7	15897.8	-43460.0
2028	Komb.: II+0.9xIII+0.75xV	-14758.9	16161.5	-43460.0
2029	Komb.: I+0.9xIII+0.75xVI	16.36	-119.85	-45552.2
2030	Komb.: I+0.9xIII+0.75xV	4.13	143.85	-45552.2
2031	Komb.: 1.35xII+III	-19914.6	21622.4	-86856.8
2032	Komb.: 1.35xI+III	15.46	-1.44	-89681.3
2033	Komb.: II+0.3xIV-1xX			
2034	Komb.: II+0.3xIV-1xXI			
2035	Komb.: II+0.3xIV-1xXII			
2036	Komb.: II+0.3xIV-1xXIII			
2037	Komb.: II+0.3xIV-1xXIV			

LC	Naziv	pX [kN]	pY [kN]	pZ [kN]
2038	Komb.: II+0.3xIV+XIV			
2039	Komb.: II+0.3xIV+XIII			
2040	Komb.: II+0.3xIV+XII			
2041	Komb.: II+0.3xIV+XI			
2042	Komb.: II+0.3xIV+X			
2043	Komb.: I+0.3xIV-1xX			
2044	Komb.: I+0.3xIV-1xXI			
2045	Komb.: I+0.3xIV-1xXII			
2046	Komb.: I+0.3xIV-1xXIII			
2047	Komb.: I+0.3xIV-1xXIV			
2048	Komb.: I+0.3xIV+XIV			
2049	Komb.: I+0.3xIV+XIII			
2050	Komb.: I+0.3xIV+XII			
2051	Komb.: I+0.3xIV+XI			
2052	Komb.: I+0.3xIV+X			
2053	Komb.: 1.35xII+0.9xIII	-19914.6	21622.4	-101244
2054	Komb.: 1.35xI+0.9xIII	15.46	-1.44	-104069
2055	Komb.: II-1xX			
2056	Komb.: II-1xXI			
2057	Komb.: II-1xXII			
2058	Komb.: II-1xXIII			
2059	Komb.: II-1xXIV			
2060	Komb.: II+XIV			
2061	Komb.: II+XIII			
2062	Komb.: II+XII			
2063	Komb.: II+XI			
2064	Komb.: II+X			
2065	Komb.: II+III	-14751.6	16016.6	-27037.7
2066	Komb.: I-1xX			
2067	Komb.: I-1xXI			
2068	Komb.: I-1xXII			
2069	Komb.: I-1xXIII			
2070	Komb.: I-1xXIV			
2071	Komb.: I+XIV			
2072	Komb.: I+XIII			
2073	Komb.: I+XII			
2074	Komb.: I+XI			
2075	Komb.: I+X			
2076	Komb.: I+III	11.45	-1.07	-29129.9
2077	Komb.: II+0.9xIII	-14751.6	16016.6	-41425.1
2078	Komb.: I+0.9xIII	11.45	-1.07	-43517.3
2079	Komb.: 0.9xI+III	10.31	-0.96	-11829.5
2080	Komb.: 0.9xII+III	-13276.4	14414.9	-9946.55

Seznam obtežnih primerov ovojnic

LC	Naziv
2081	[] 47-68
2082	[seiz,ične] 14-21,24-31
2083	[50-68] 50-68
2084	[9-49] 9-49

Vhodni podatki - Obtežba

Obt. 1: stalna (g)

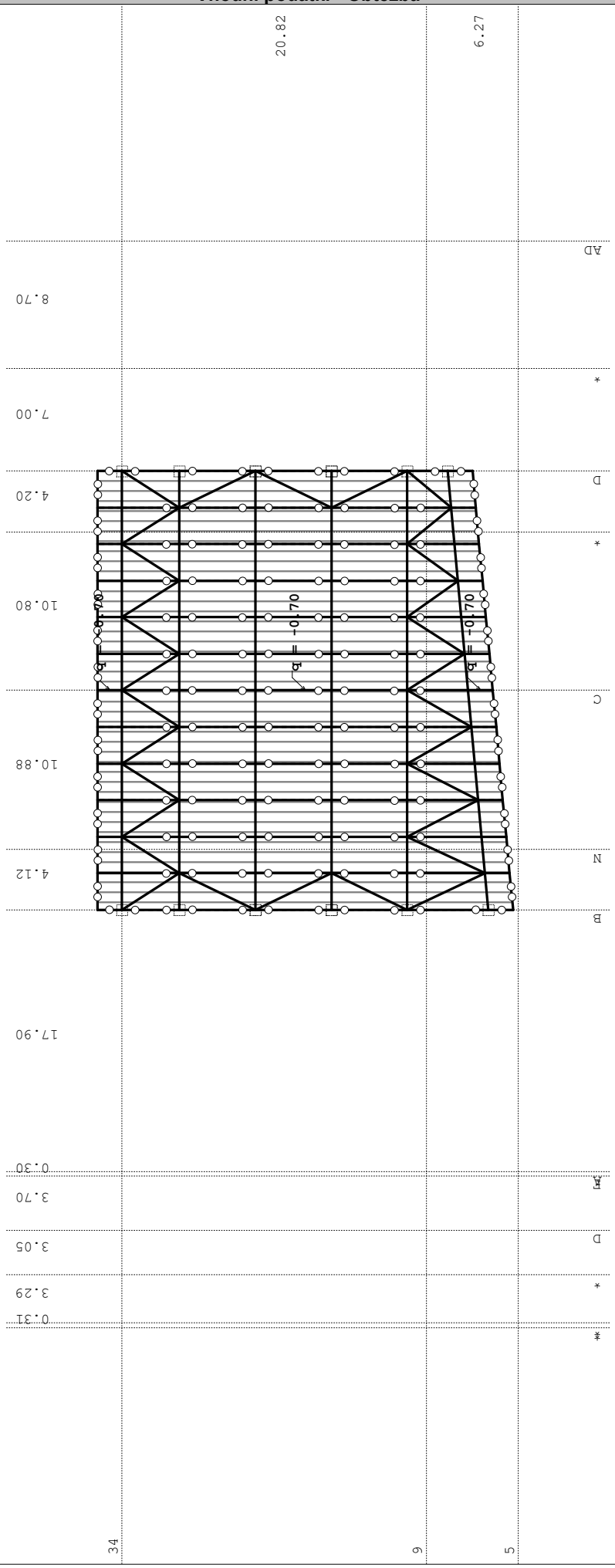

Nivo: streha atrij [16.05 m]

Vhodni podatki - Obtežba

Obt. 1: stalna (g)

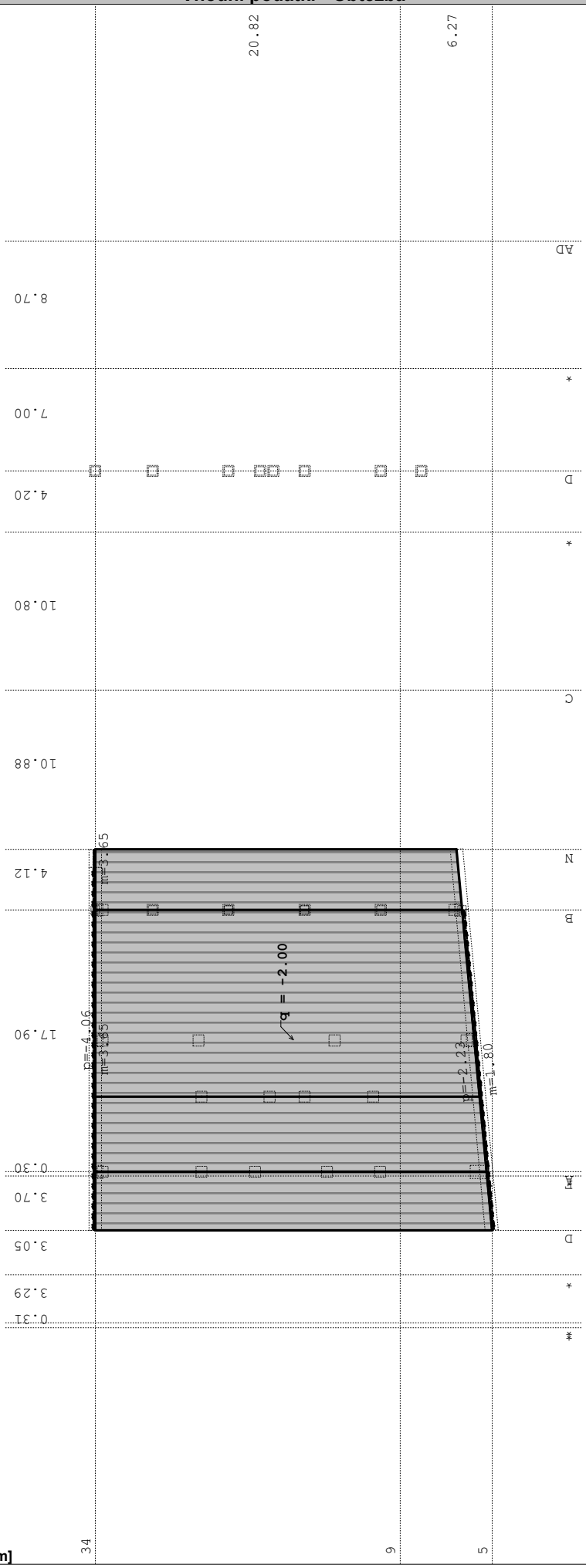

Nivo: Pl. nad 1.n. višji del [13.70 m]

Vhodni podatki - Obtežba

Obt. 1: stalna (g)

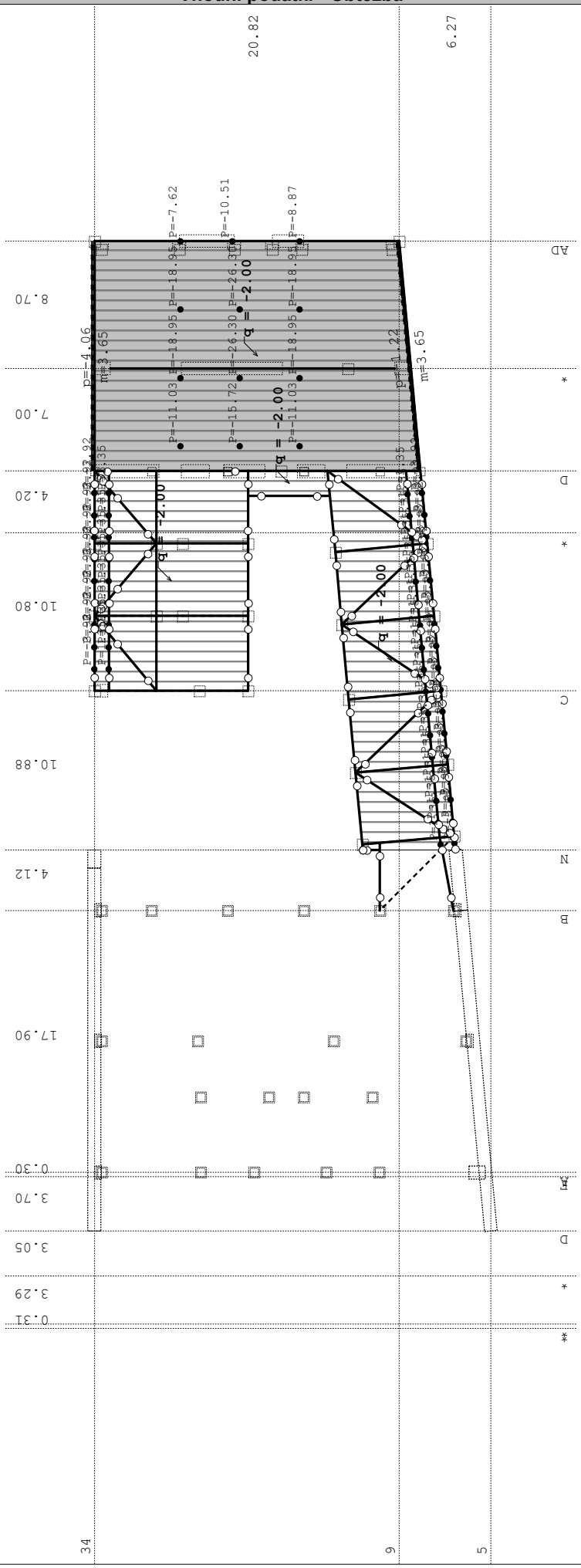

Nivo: pl nad 1.n [12.05 m]

Vhodni podatki - Obtežba

Obt. 1: stalna (g)



Nivo: pl nad medetažo [8.15 m]

Vhodni podatki - Obtežba

Obt. 1: stalna (g)

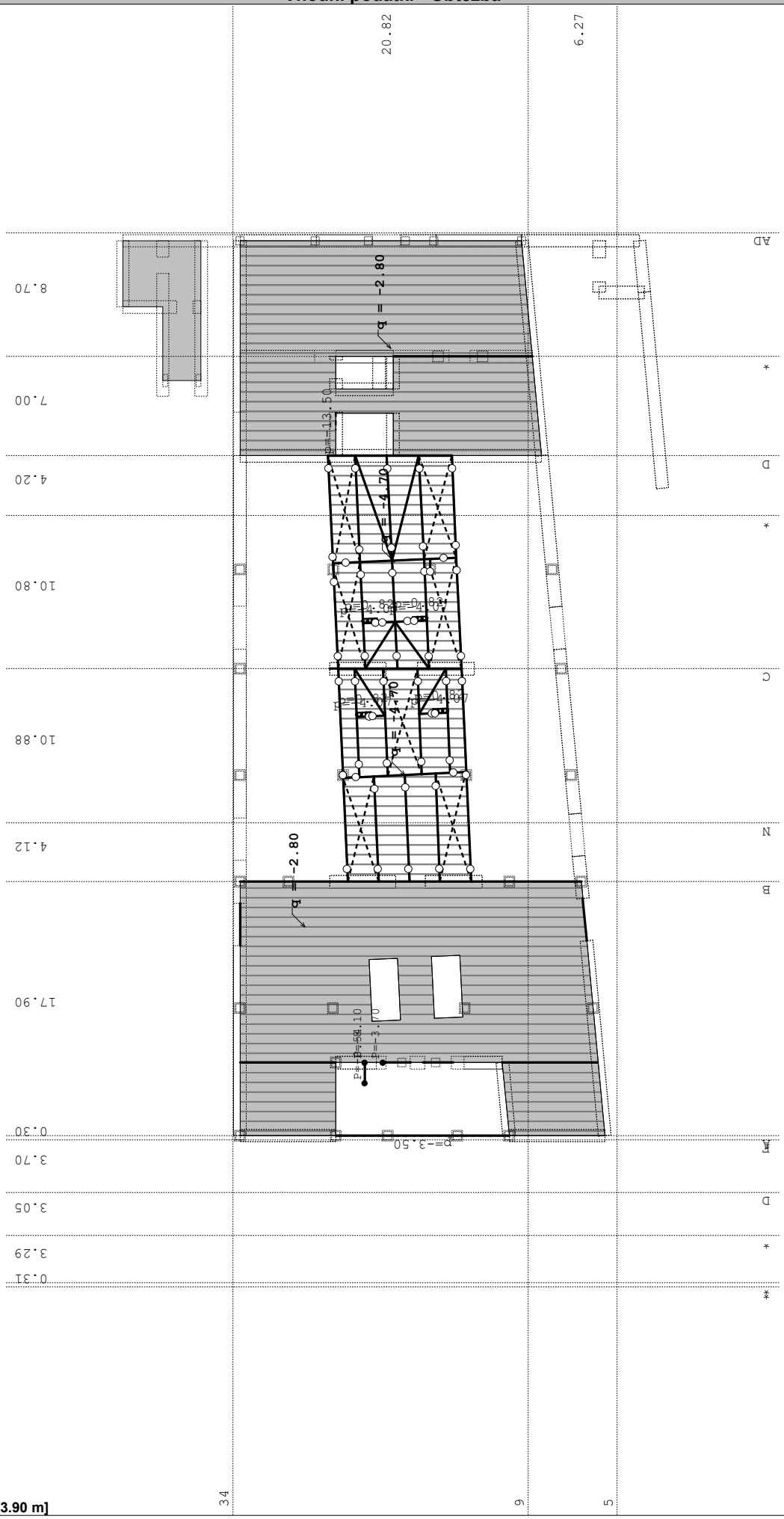

Nivo: pl nad PR [3.90 m]

Vhodni podatki - Obtežba

Obt. 1: stalna (g)

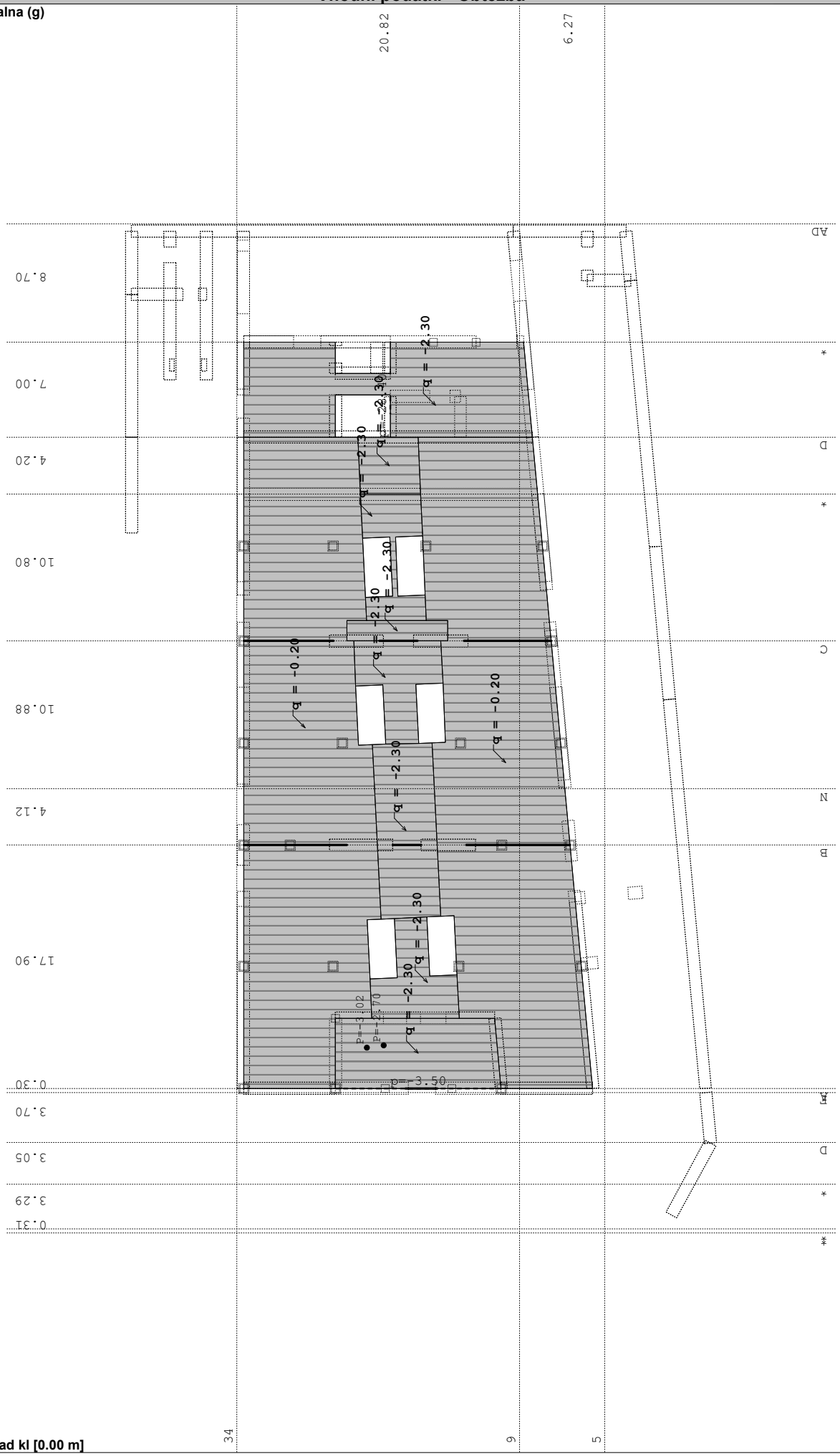

Nivo: pl nad kl [0.00 m]

Vhodni podatki - Obtežba

Obt. 1: stalna (g)

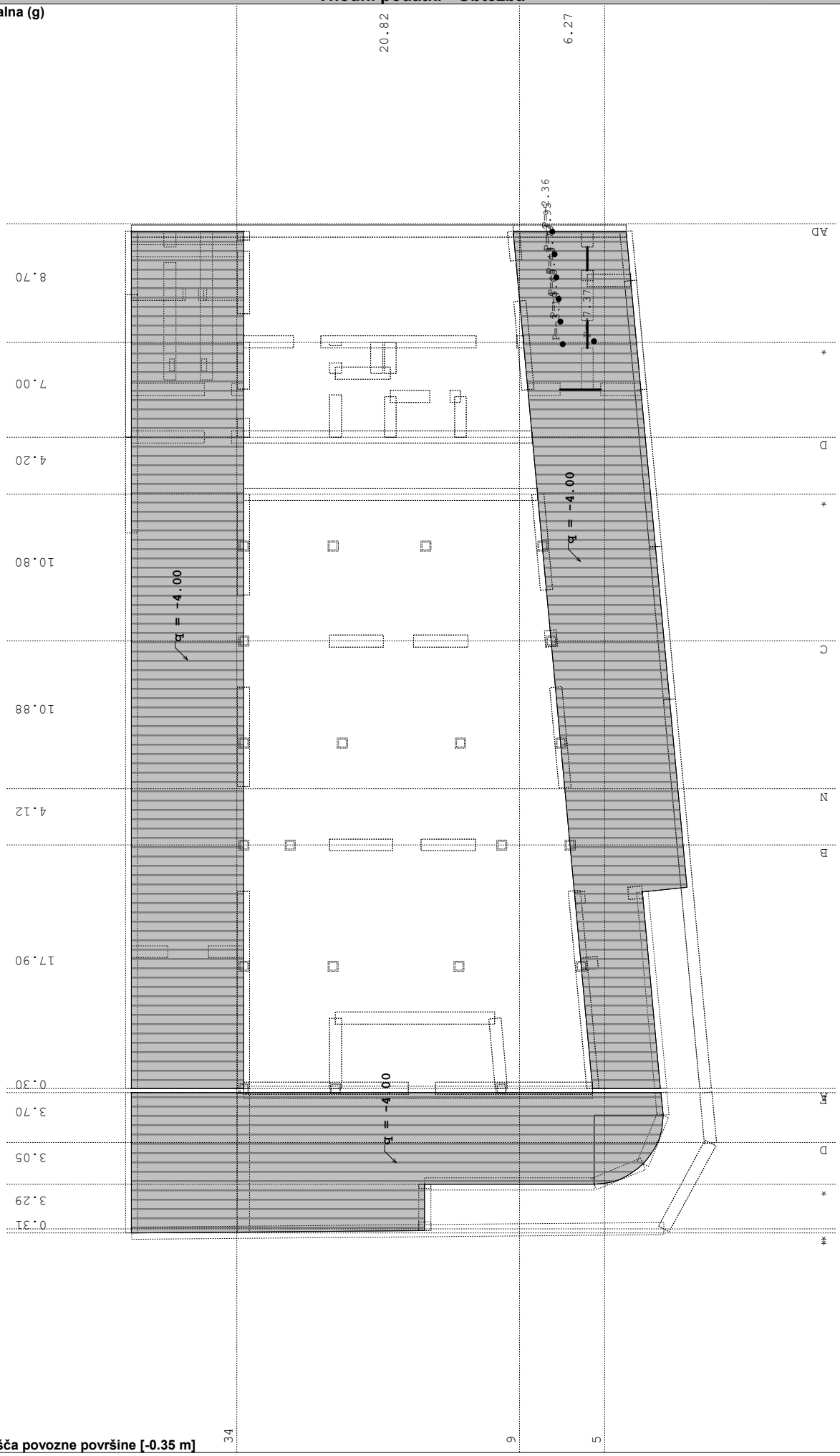

Nivo: Plošča povozne površine [-0.35 m]

Vhodni podatki - Obtežba

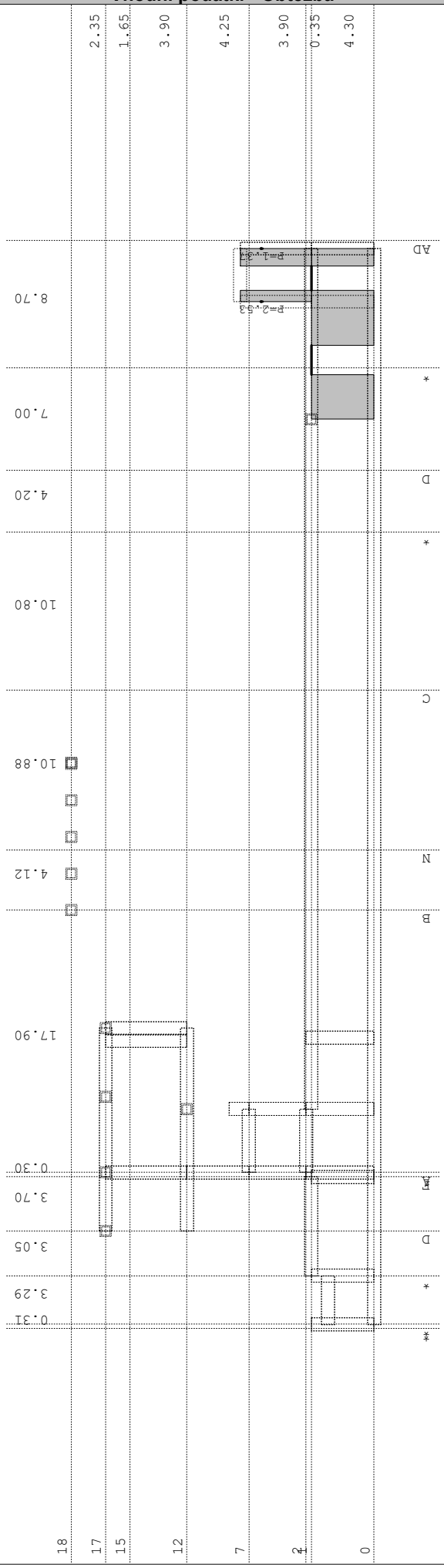

Obt. 1: stalna (g)

Okvir: H_2

Vhodni podatki - Obtežba

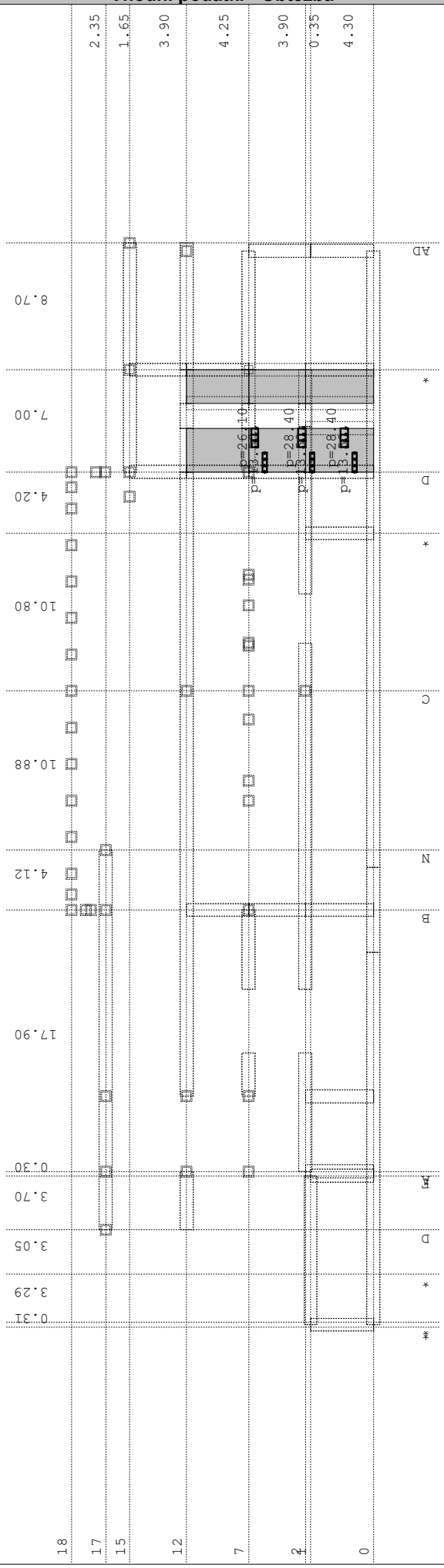

Obt. 1: stalna (g)

Okvir: H_9

Vhodni podatki - Obtežba

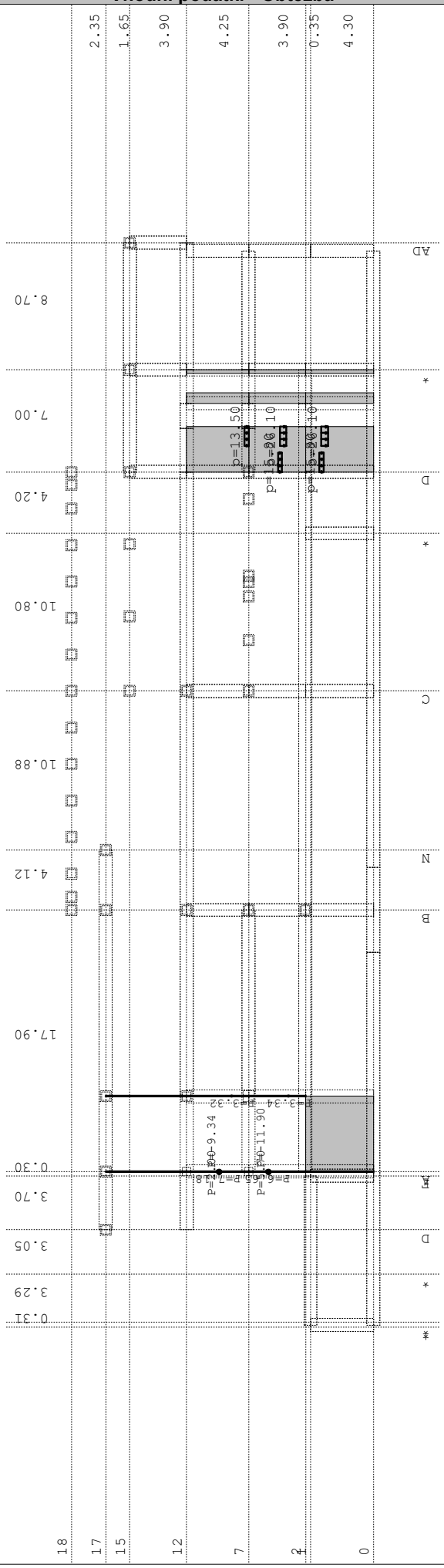

Obt. 1: stalna (g)

Okvir: H_14

Vhodni podatki - Obtežba

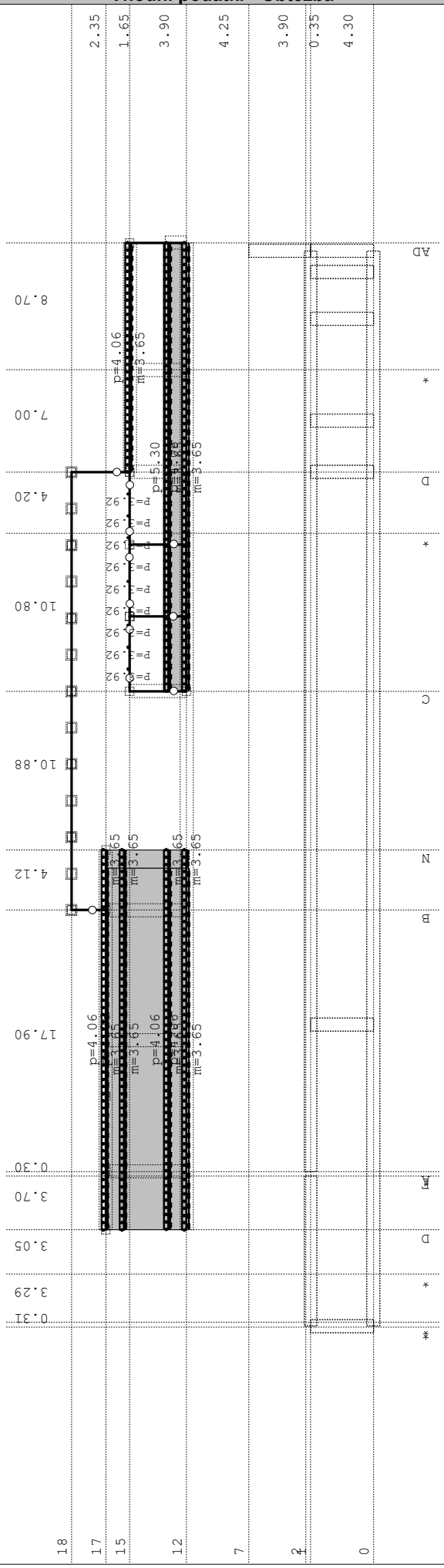

Obt. 1: stalna (g)

Okvir: H_18

Vhodni podatki - Obtežba

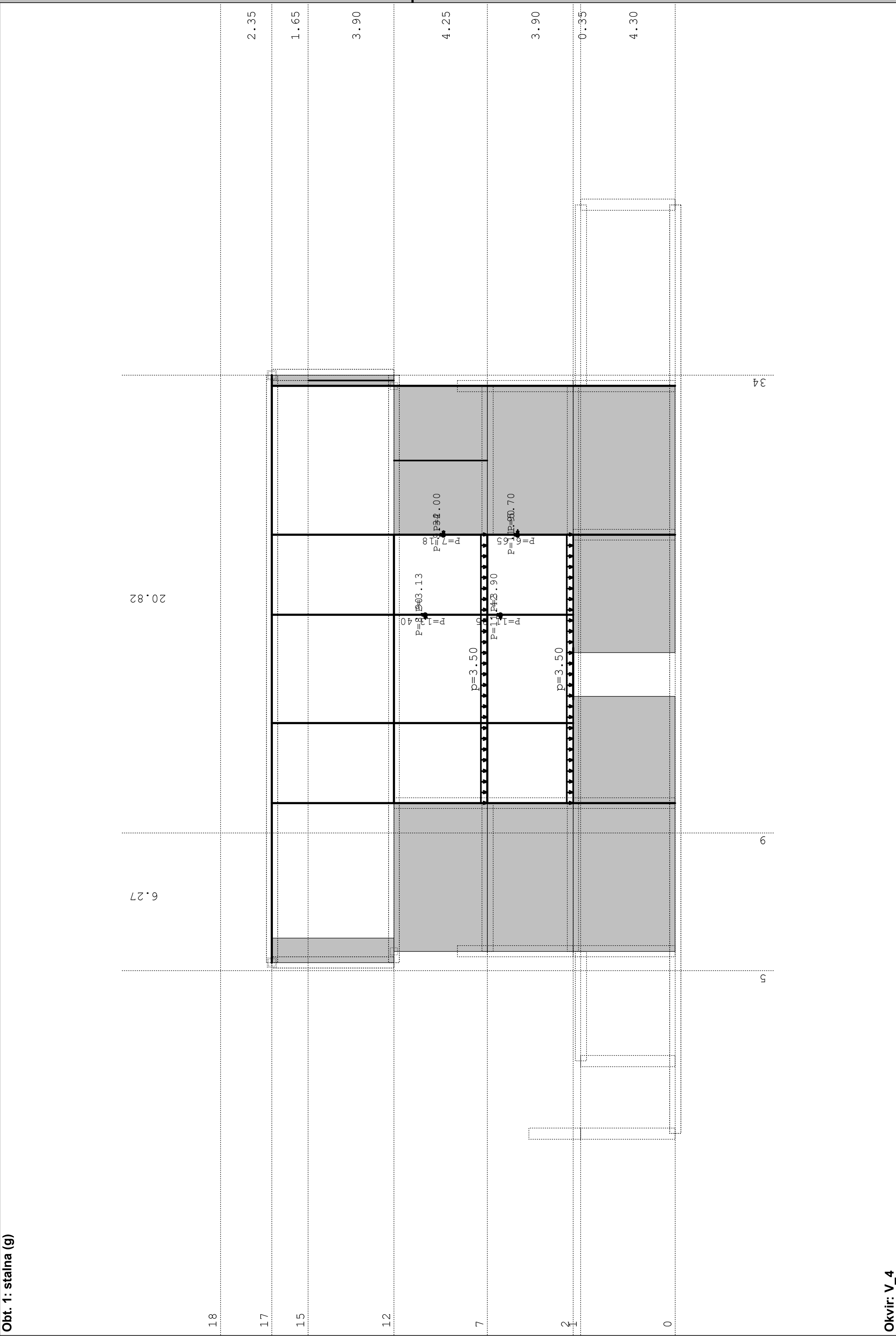

Vhodni podatki - Obtežba

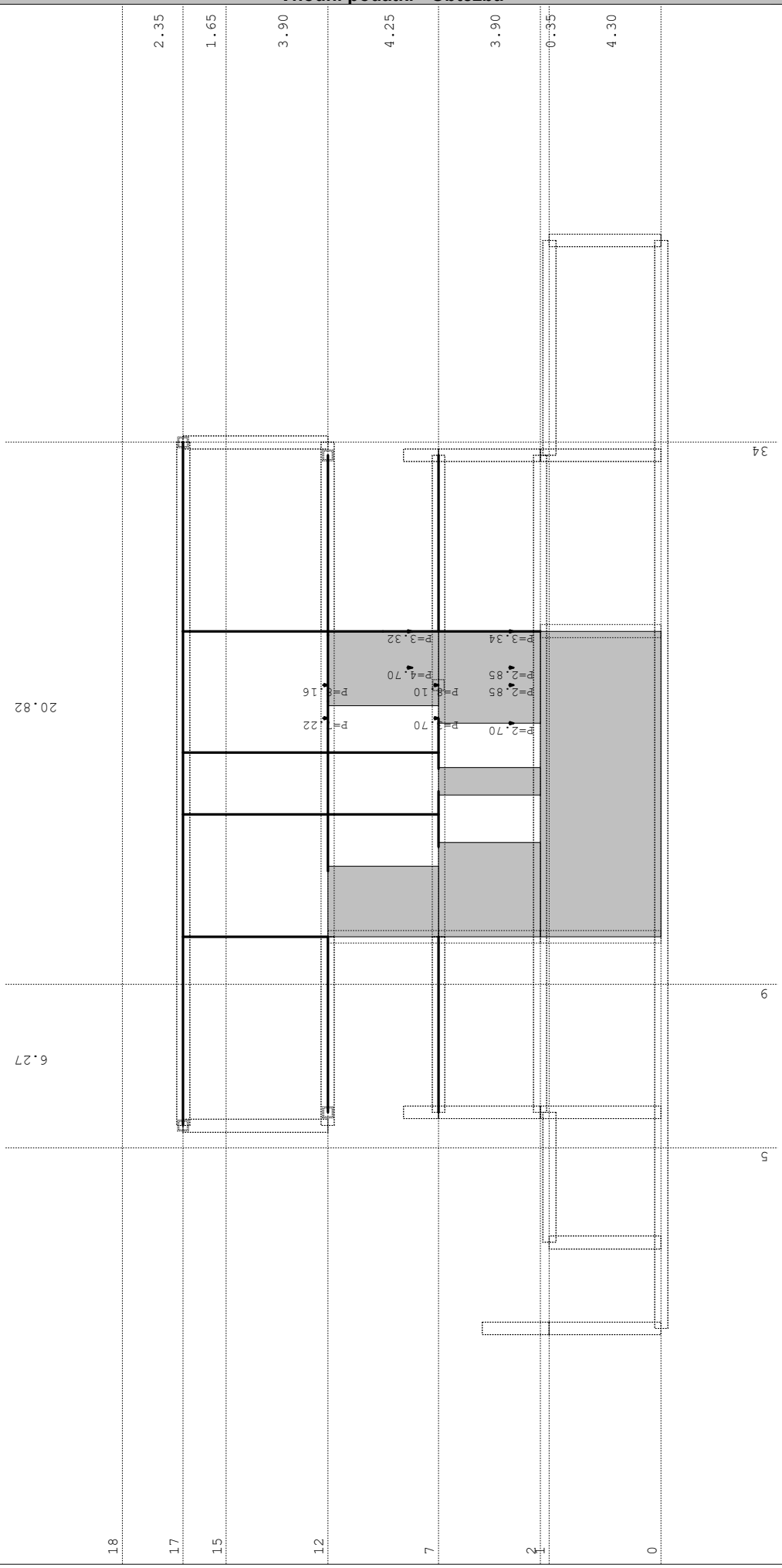

Obt. 1: stalna (g)

Okvir: V_5

Vhodni podatki - Obtežba

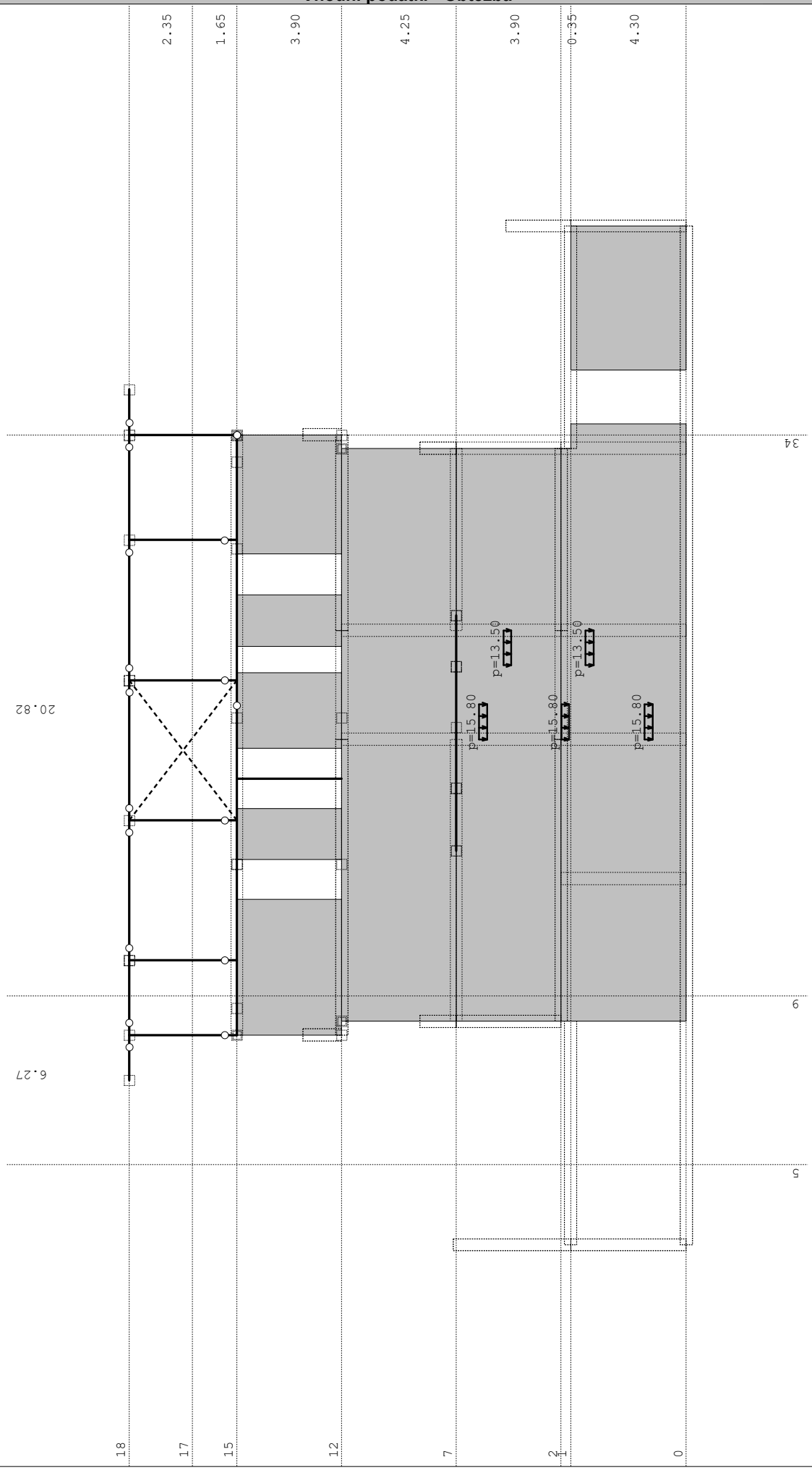

Obt. 1: stalna (g)

Okvir: V_14

Vhodni podatki - Obtežba

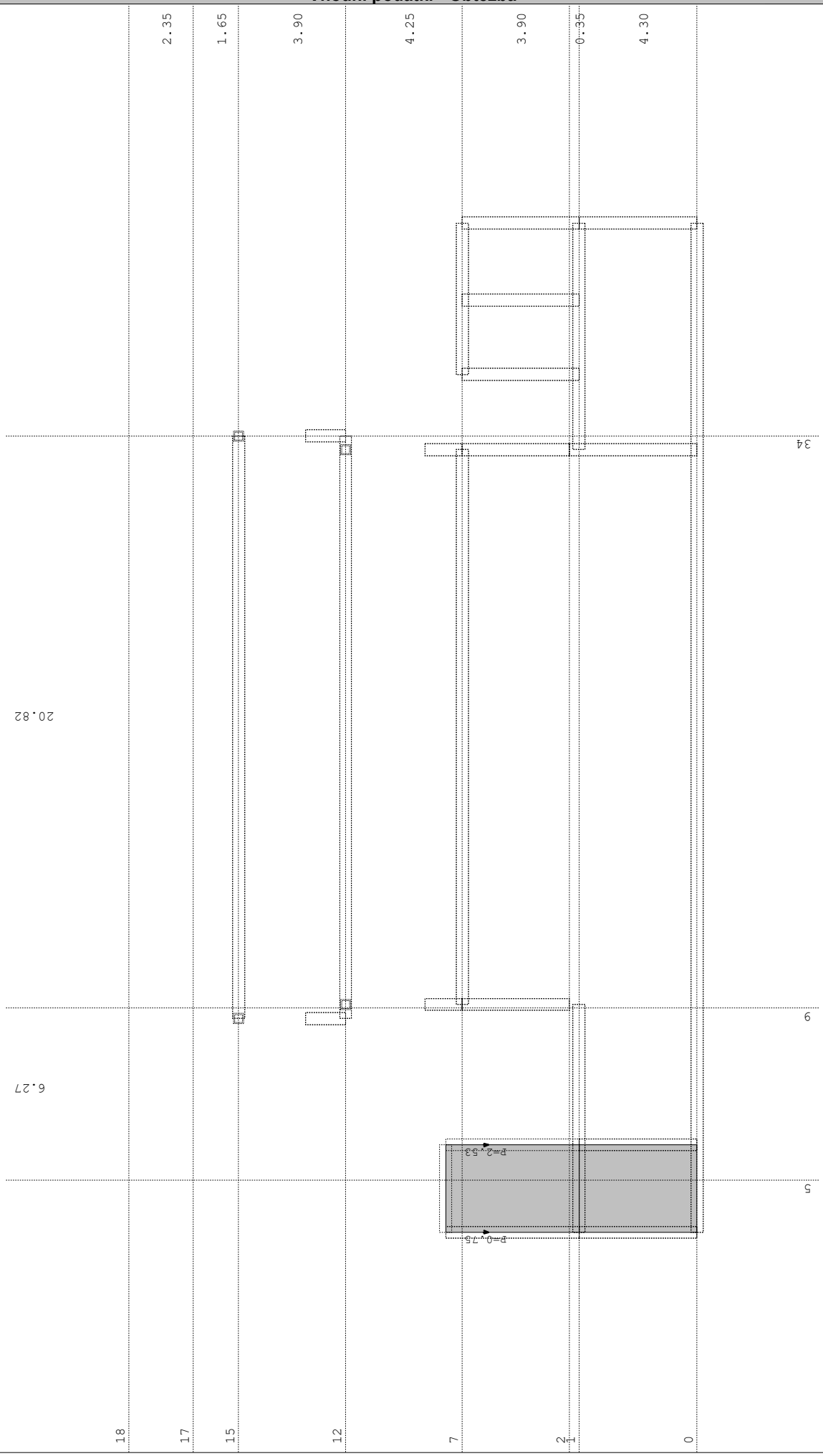

Obt. 1: stalna (g)

Okvir: V_22

Vhodni podatki - Obtežba

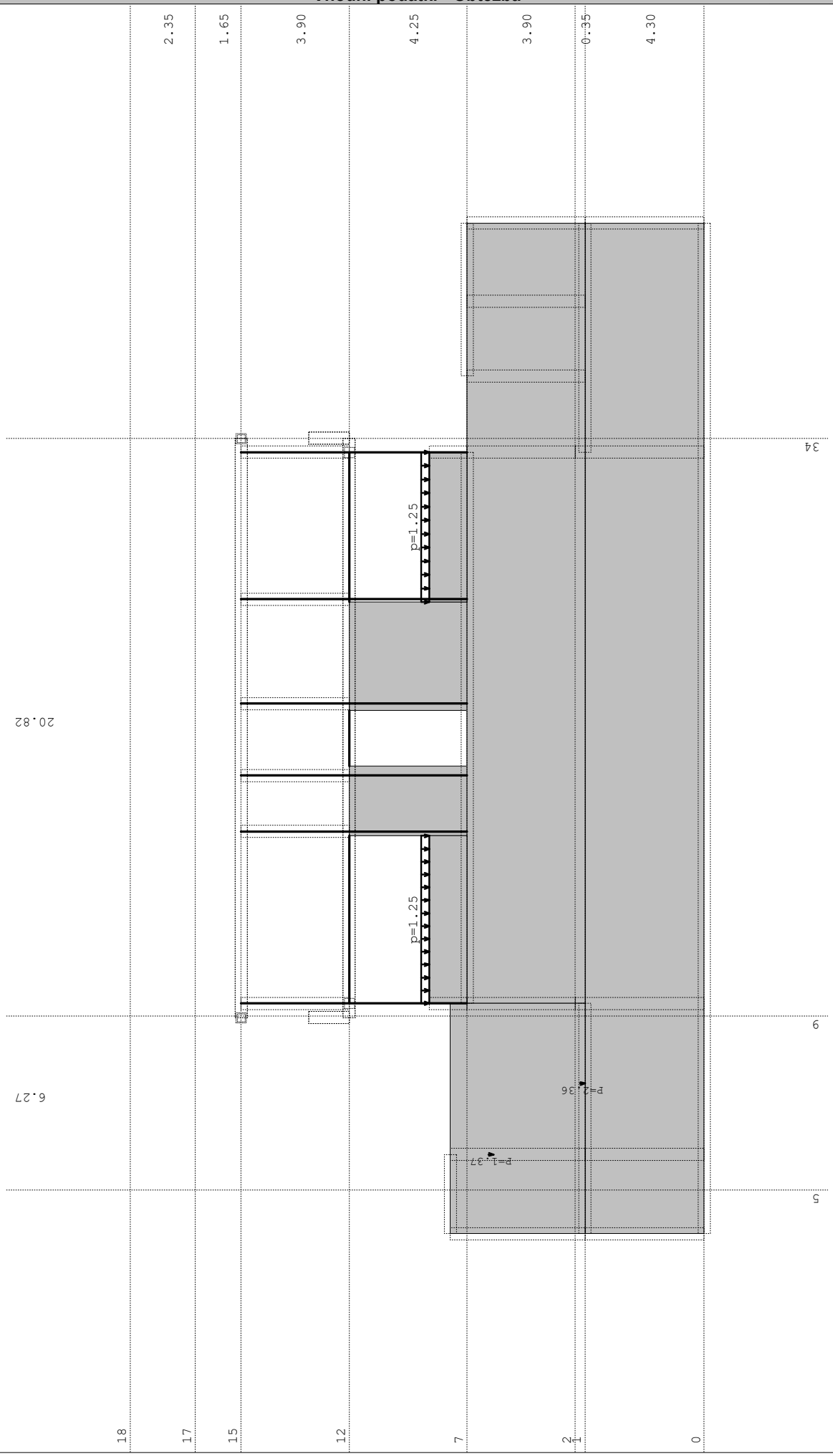

Obt. 1: stalna (g)

Okvir: V_24

Vhodni podatki - Obtežba

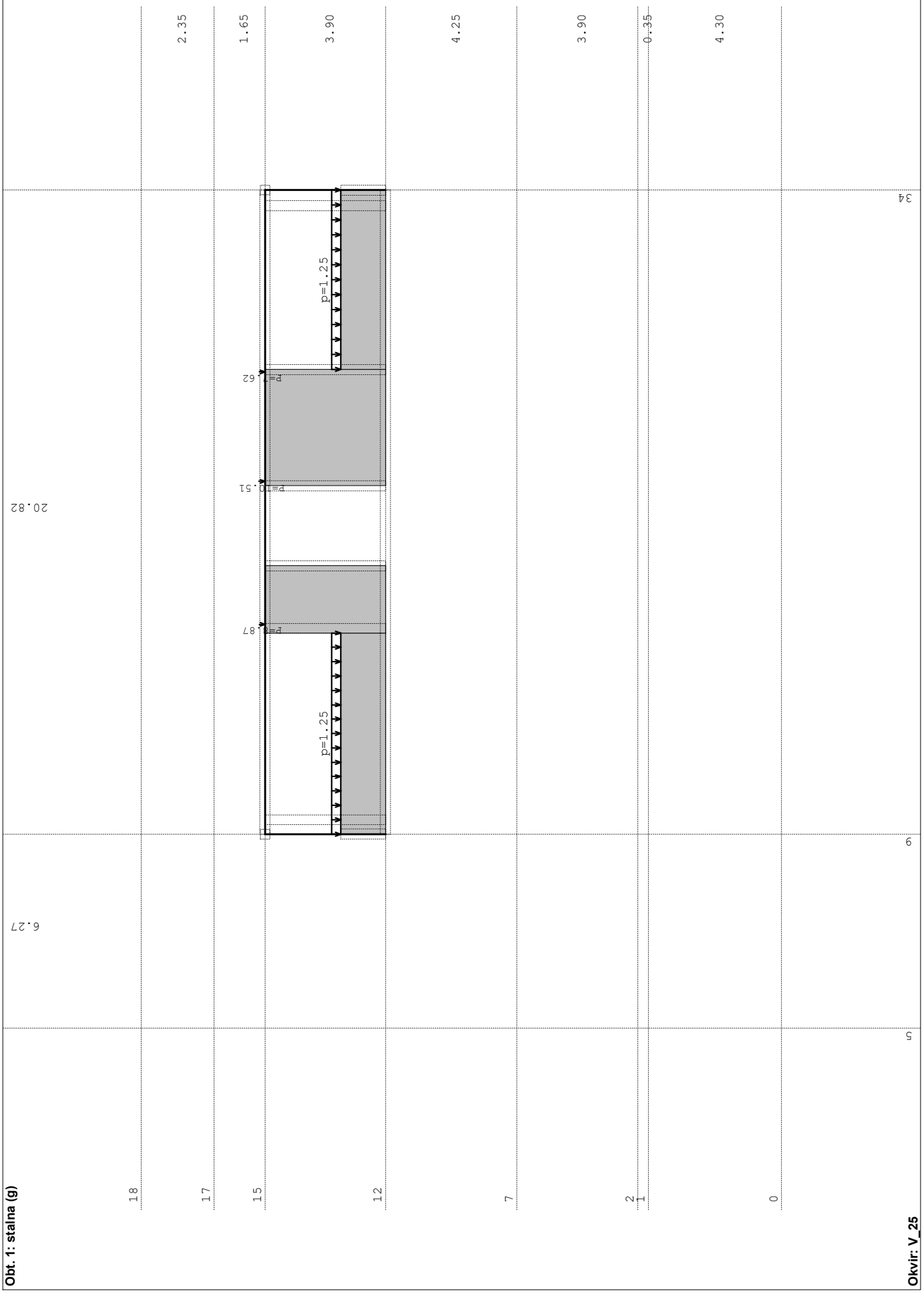

Vhodni podatki - Obtežba

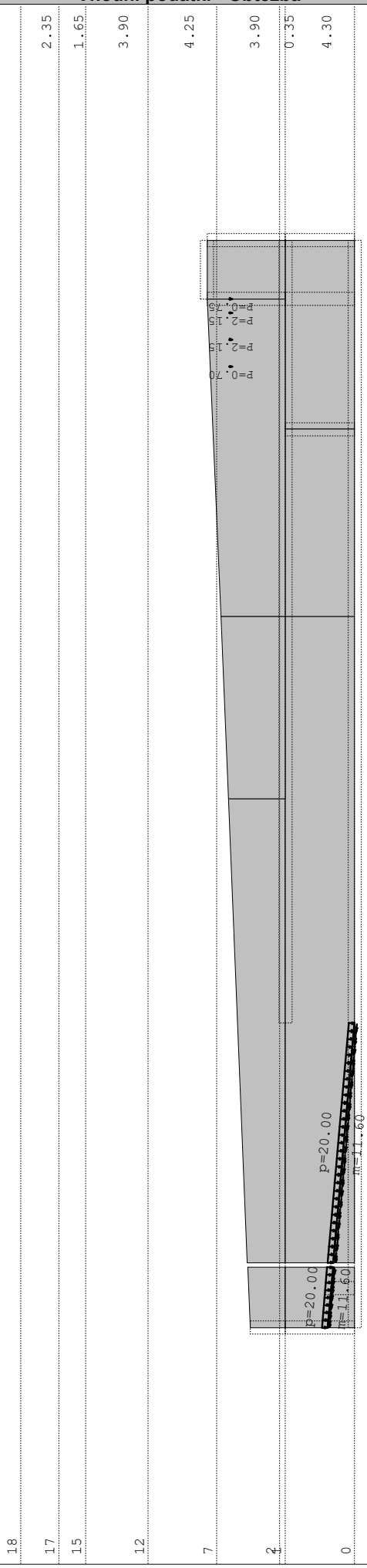

Obt. 1: stalna (g)

Okvir: K_1

Vhodni podatki - Obtežba



Obt. 1: stalna (g)

Okvir: K_2

Vhodni podatki - Obtežba

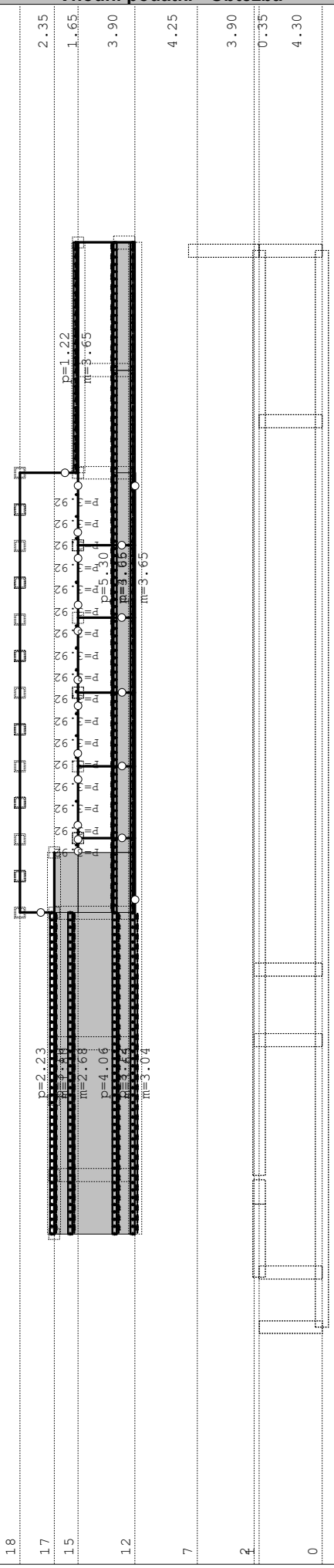

Obt. 1: stalna (g)

Okvir: K_3

Vhodni podatki - Obtežba

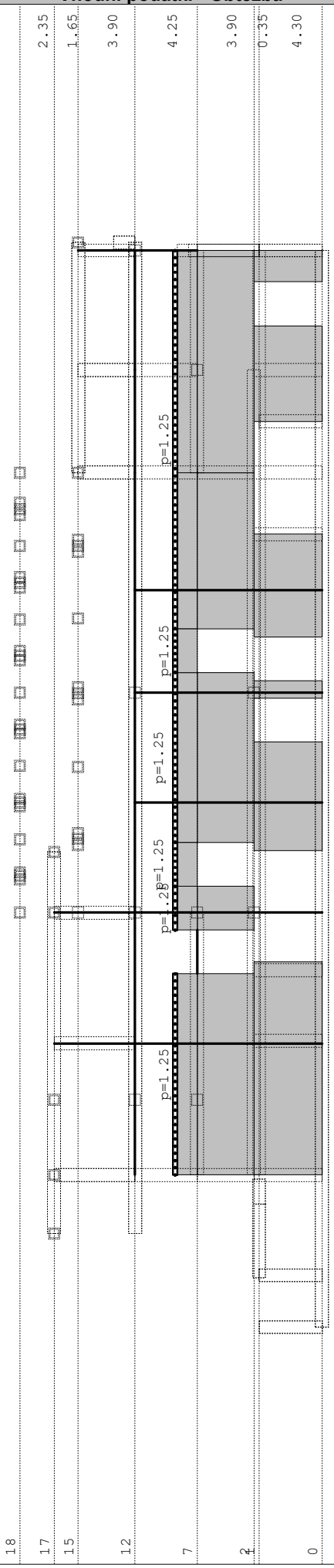

Obt. 1: stalna (g)

Okvir: K_4

Vhodni podatki - Obtežba

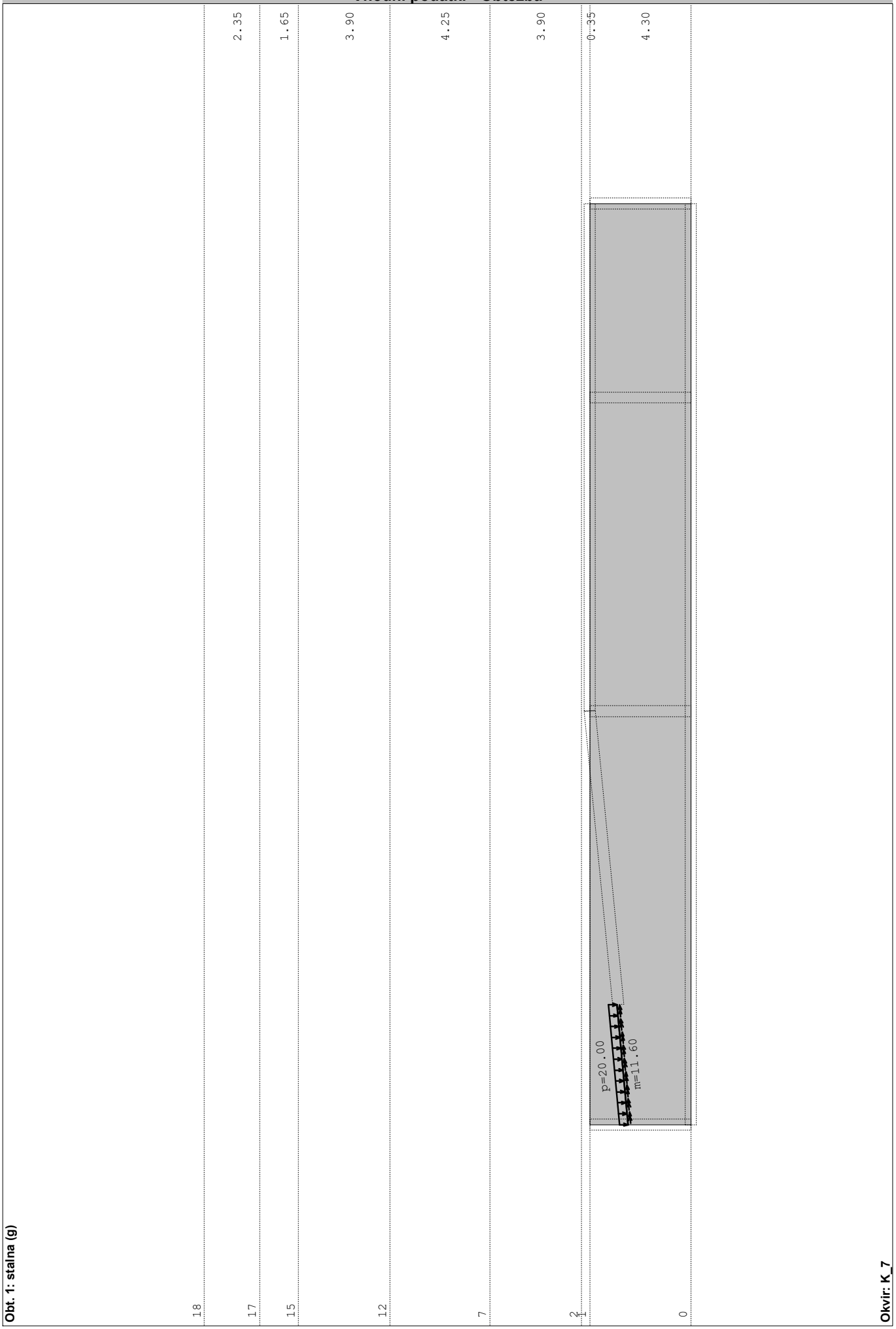

Obt. 1: stalna (g)

Okvir: K_7

Vhodni podatki - Obtežba

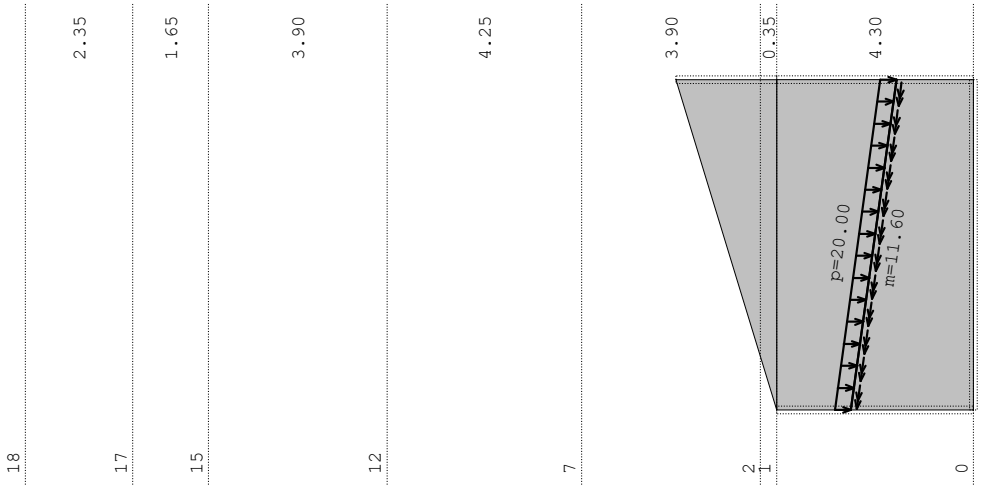

Obt. 1: stalna (g)

Okvir: K_14

Vhodni podatki - Obtežba

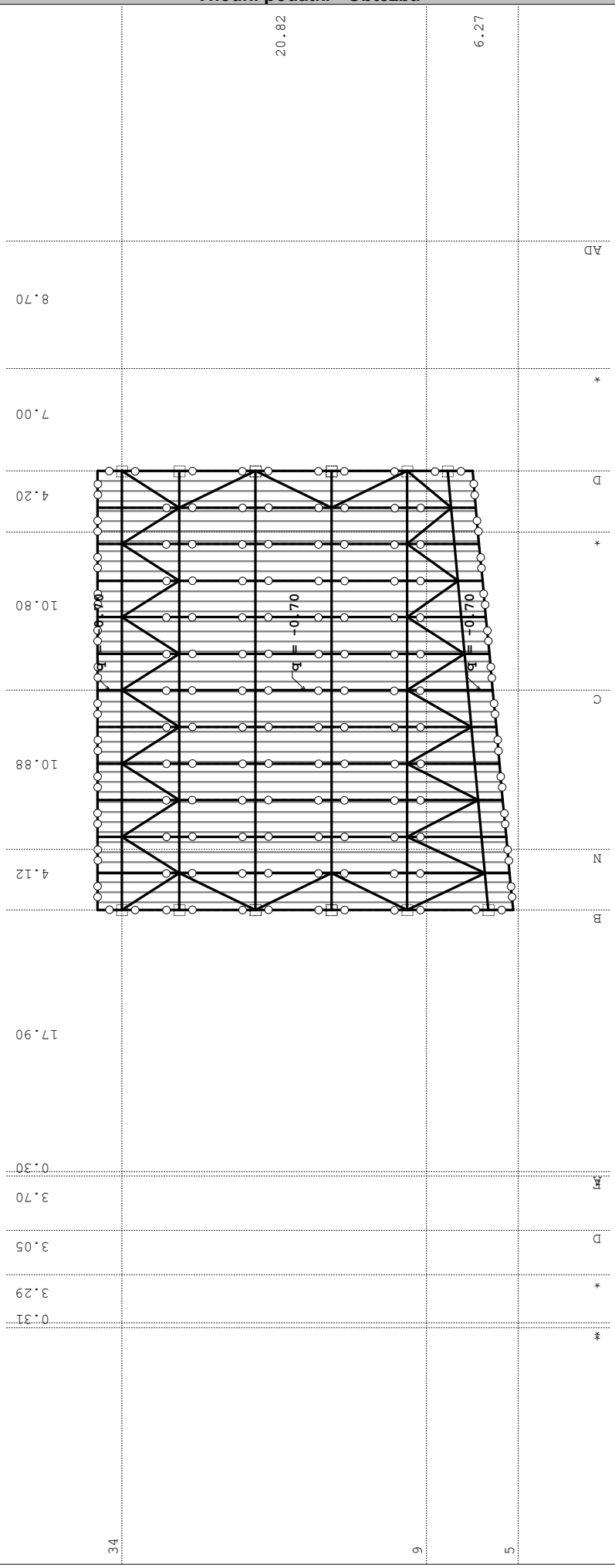

Obt. 2: stalna + zem pritisk (g)

Nivo: streha atrij [16.05 m]

Vhodni podatki - Obtežba

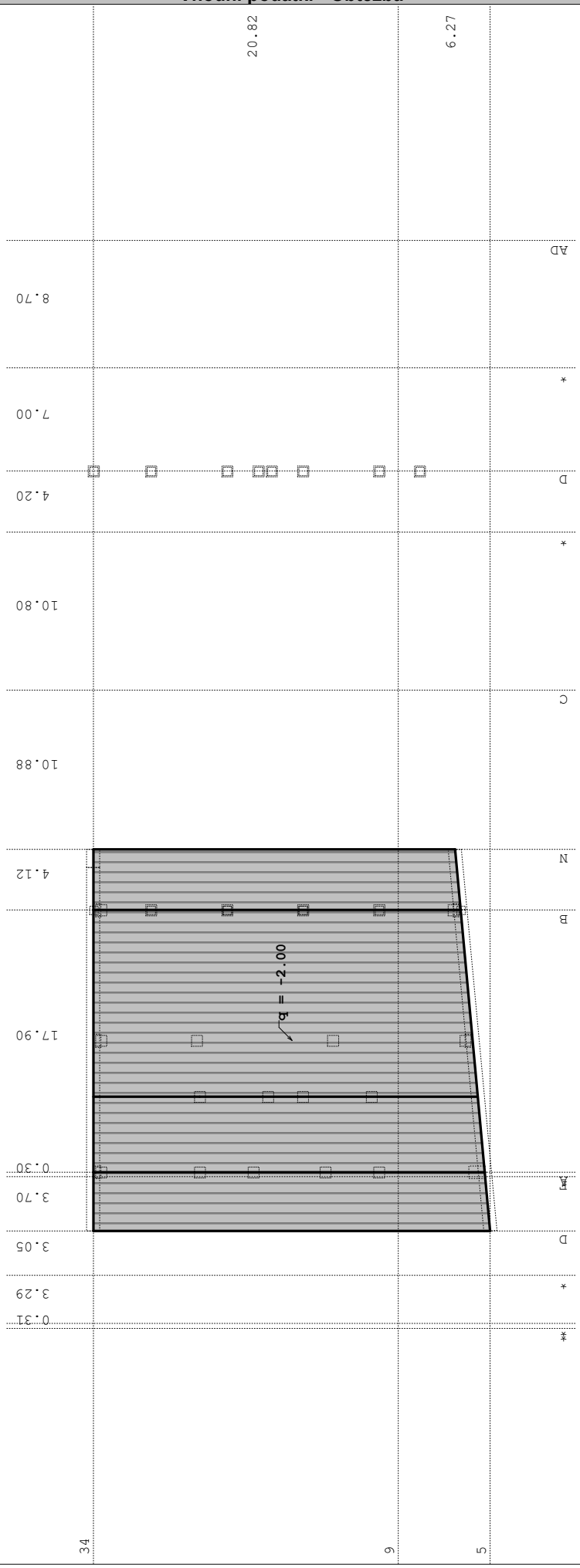

Obt. 2: stalna + zem pritisk (g)

Nivo: Pl. nad 1.n. višji del [13.70 m]

Vhodni podatki - Obtežba

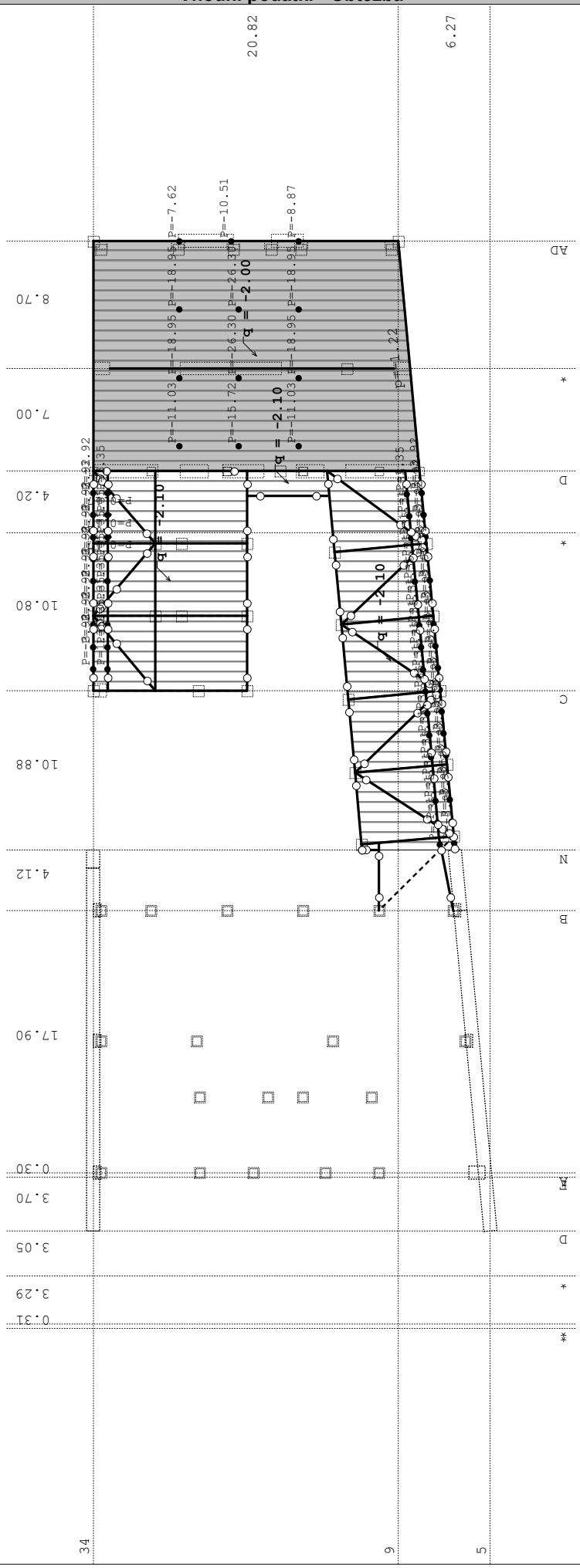

Obt. 2: stalna + zem pritisk (g)

Nivo: pl nad 1.n [12.05 m]

Vhodni podatki - Obtežba

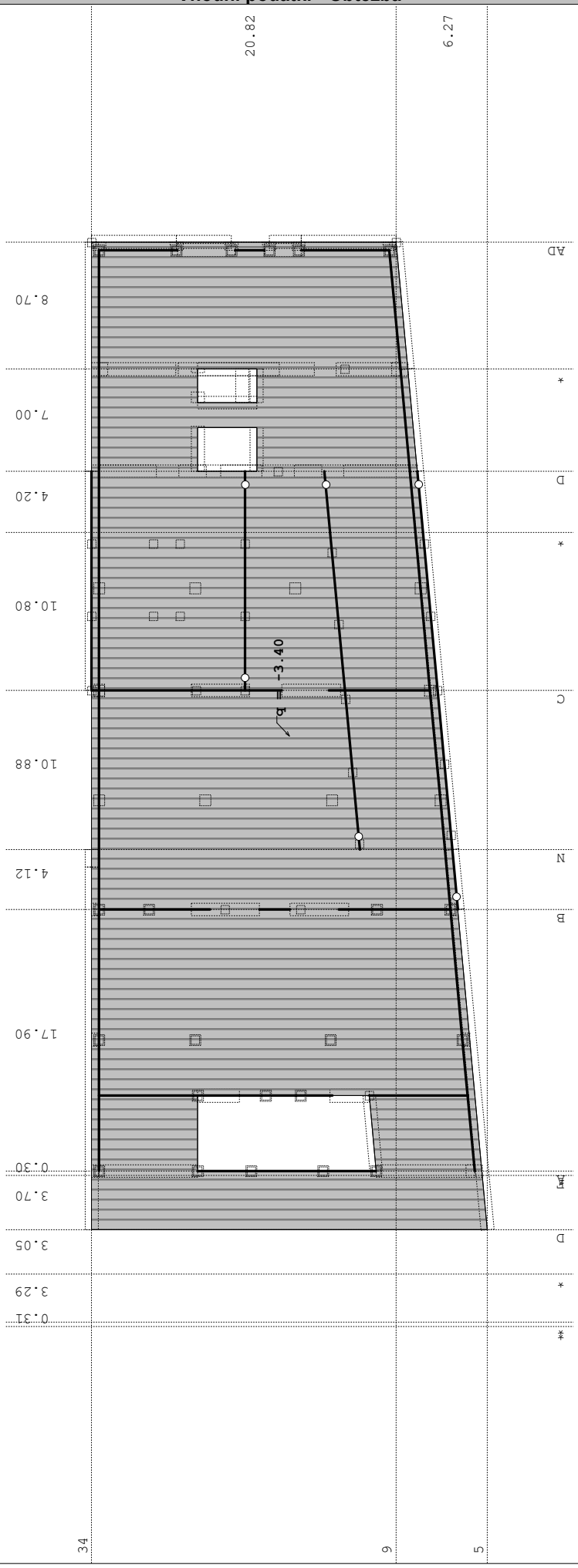

Obt. 2: stalna + zem pritisk (g)

Nivo: pl nad medetažo [8.15 m]

Vhodni podatki - Obtežba

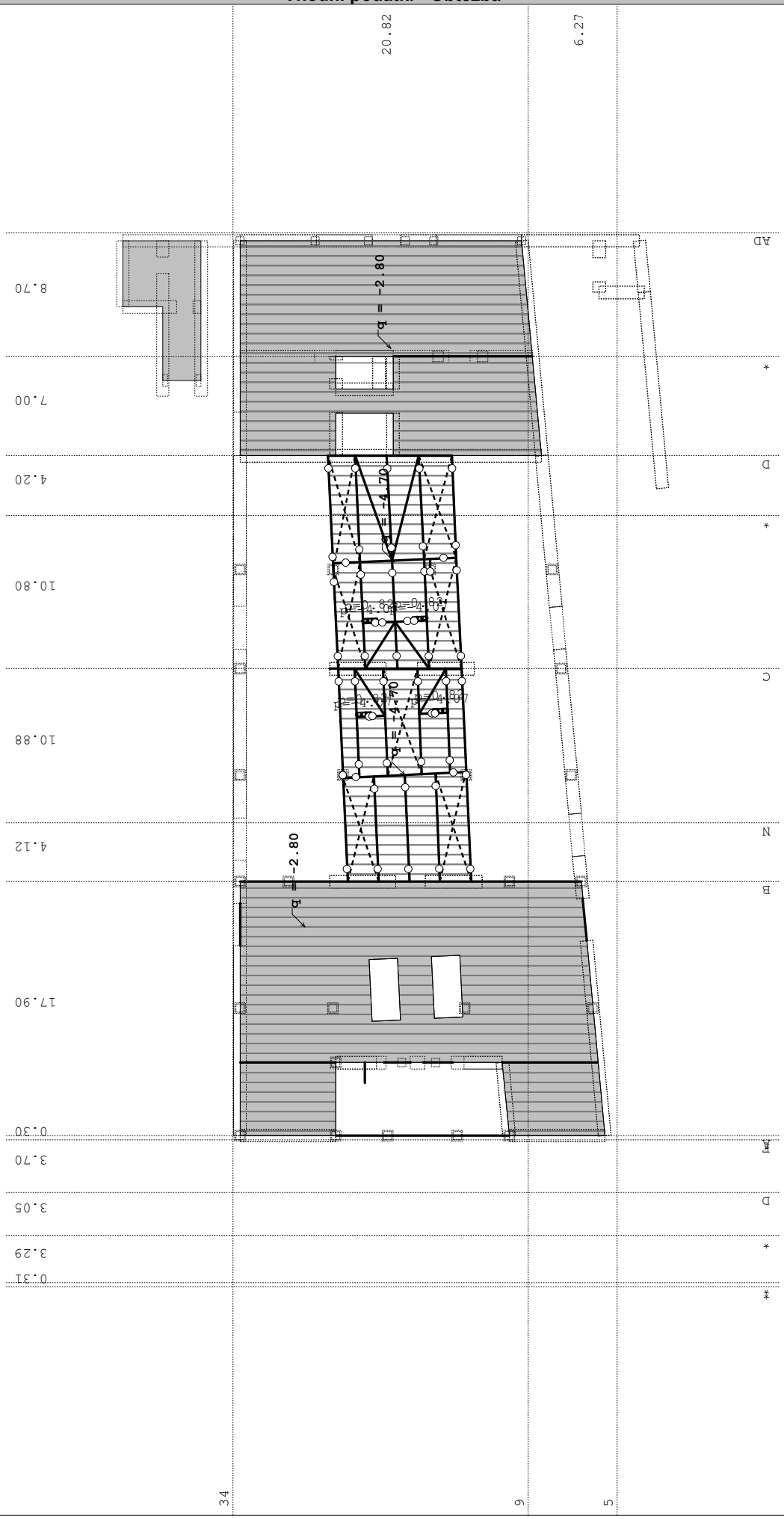

Obt. 2: stalna + zem pritisk (g)

Nivo: pl nad PR [3.90 m]

Vhodni podatki - Obtežba

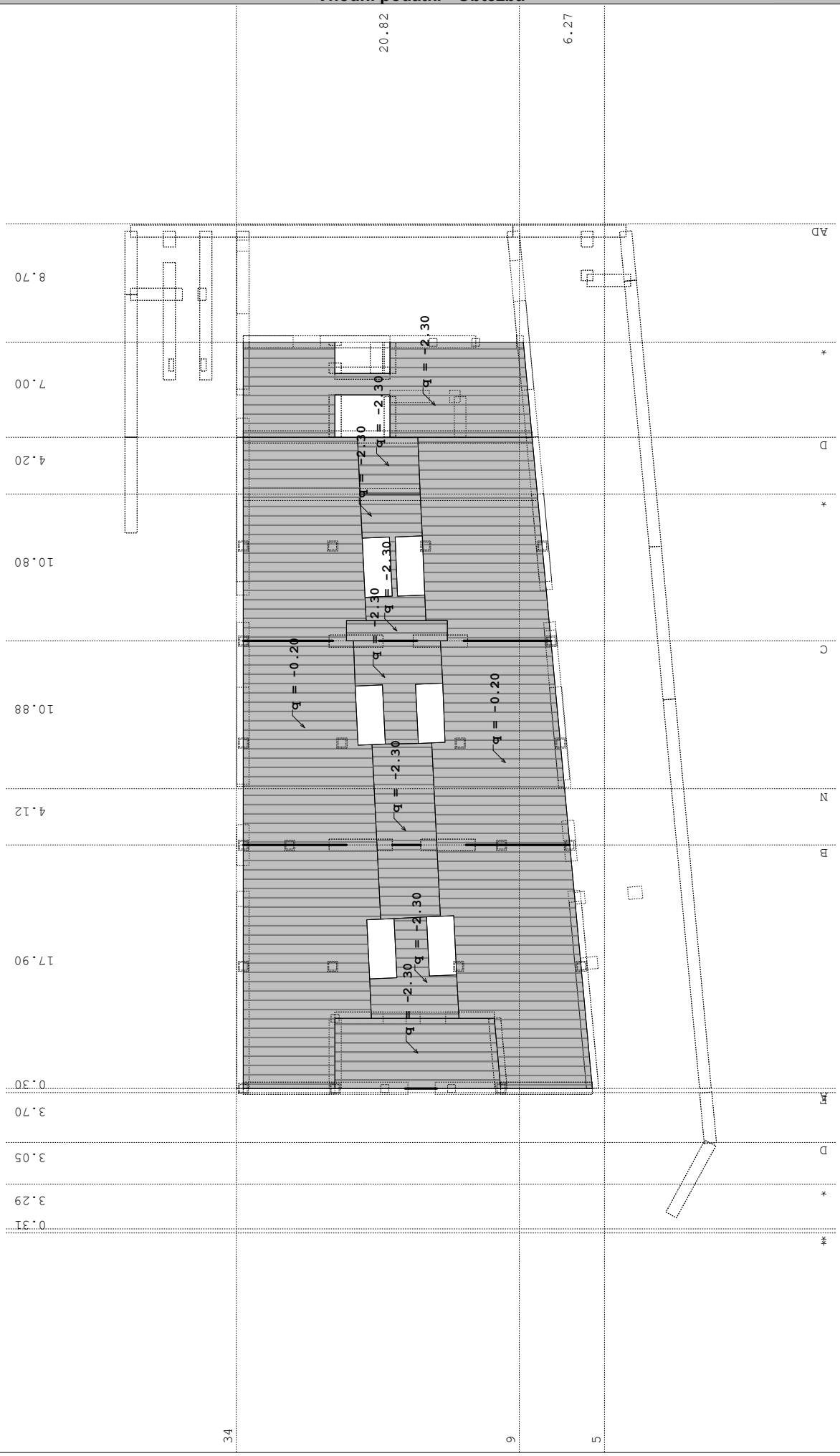

Obt. 2: stalna + zem pritisk (g)

Nivo: pl nad kl [0.00 m]

Vhodni podatki - Obtežba

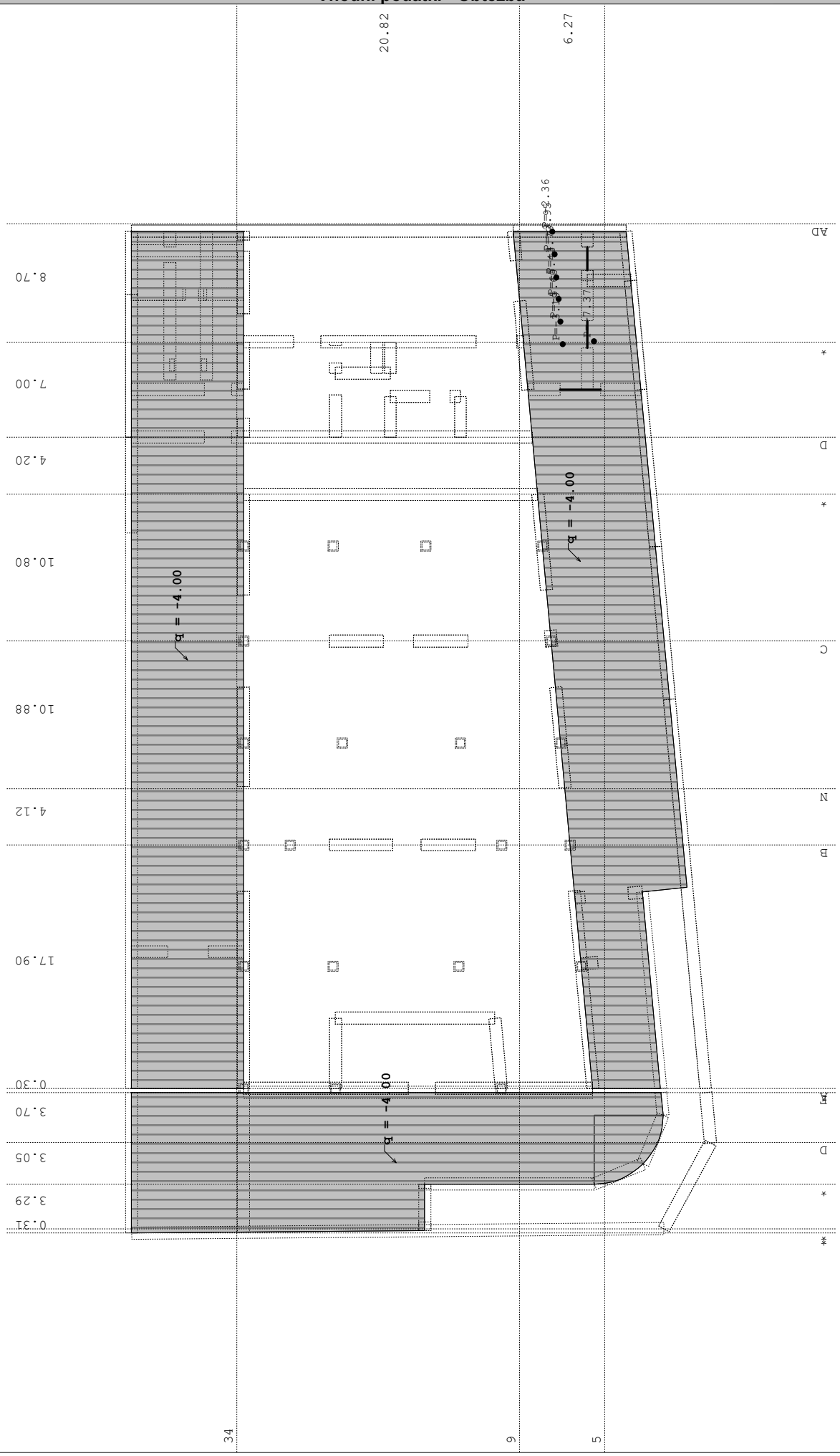

Obt. 2: stalna + zem pritisk (g)

Nivo: Plošča povozne površine [-0.35 m]

Vhodni podatki - Obtežba

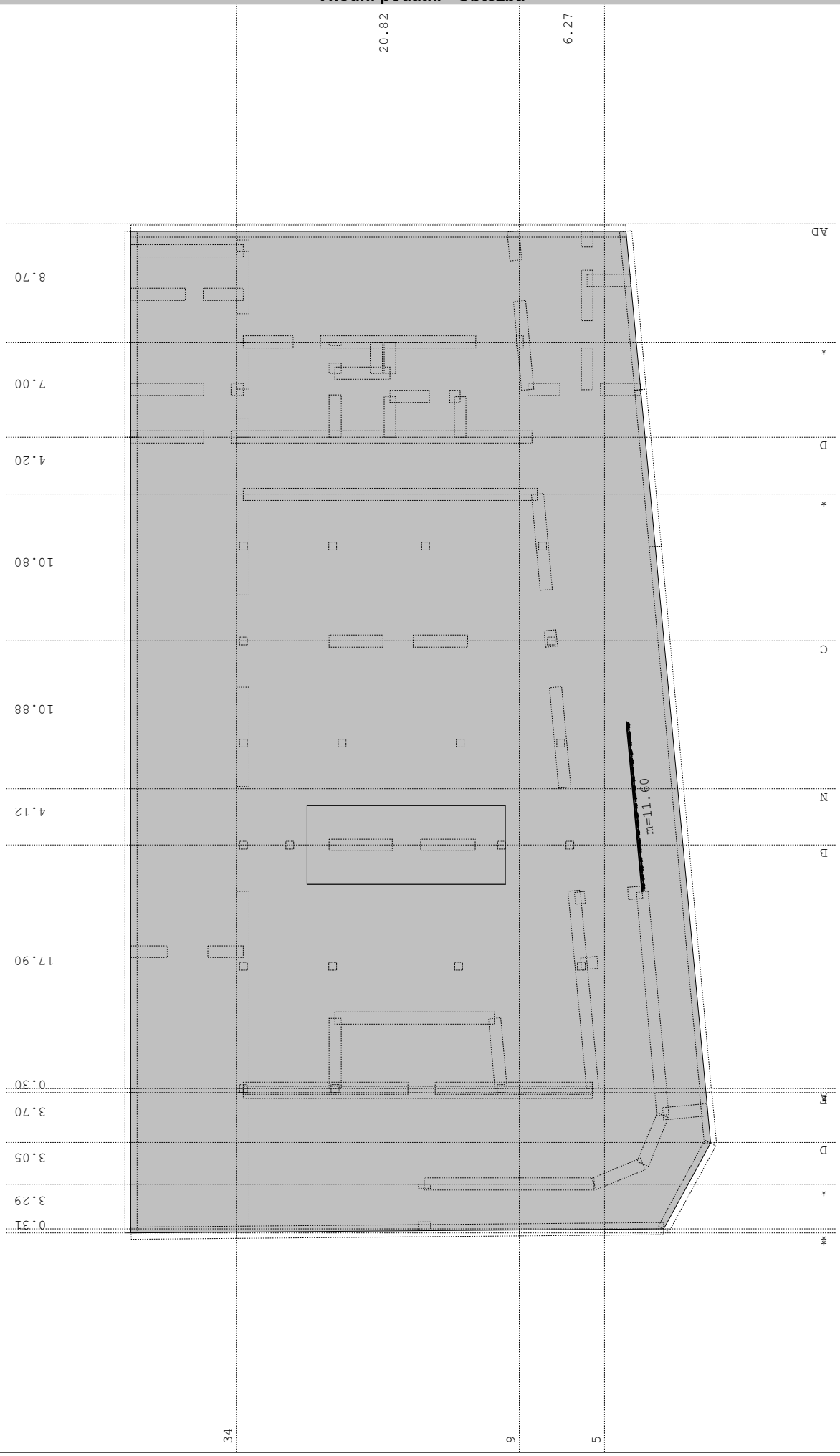

Obt. 2: stalna + zem pritisk (g)

Nivo: tp [-4.65 m]

Vhodni podatki - Obtežba

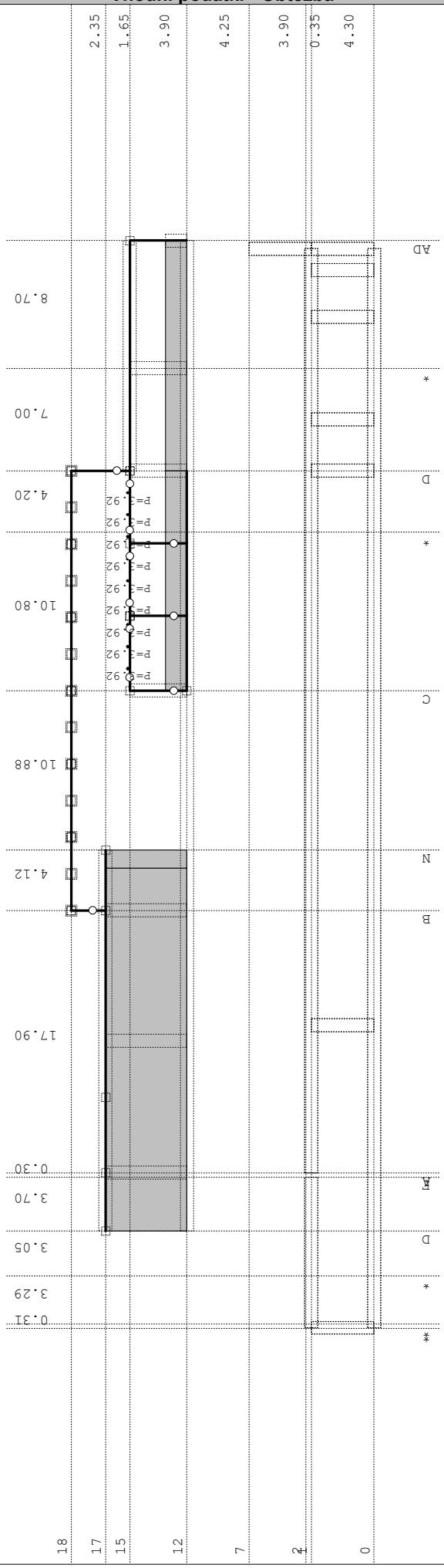

Obt. 2: stalna + zem pritisk (g)

Okvir: H_18

Vhodni podatki - Obtežba

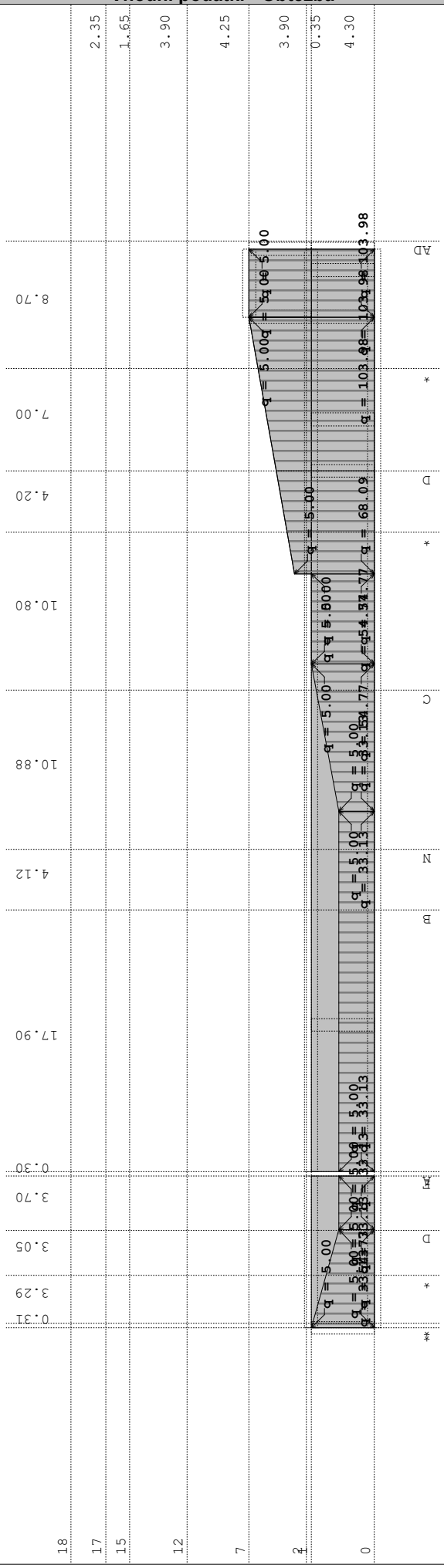

Obt. 2: stalna + zem pritisk (g)

Okvir: H_21

Vhodni podatki - Obtežba



Obt. 2: stalna + zem pritisk (g)

Okvir: V_1

Vhodni podatki - Obtežba



Obt. 2: stalna + zem pritisk (g)

Okvir: V_24

Vhodni podatki - Obtežba



Obt. 2: stalna + zem pritisk (g)

Okvir: V_25

Vhodni podatki - Obtežba

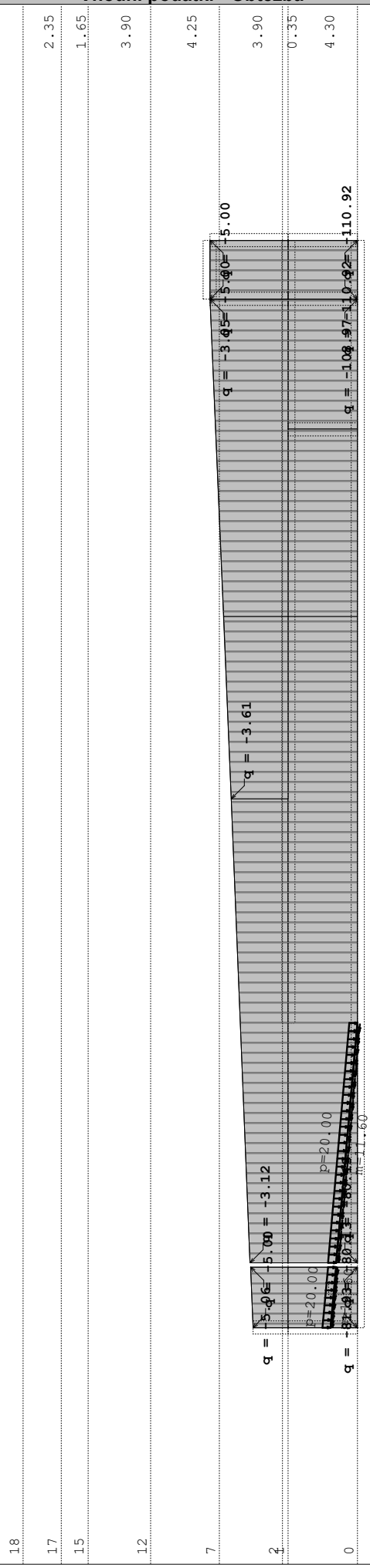

Obt. 2: stalna + zem pritisk (g)

Okvir: K_1

Vhodni podatki - Obtežba

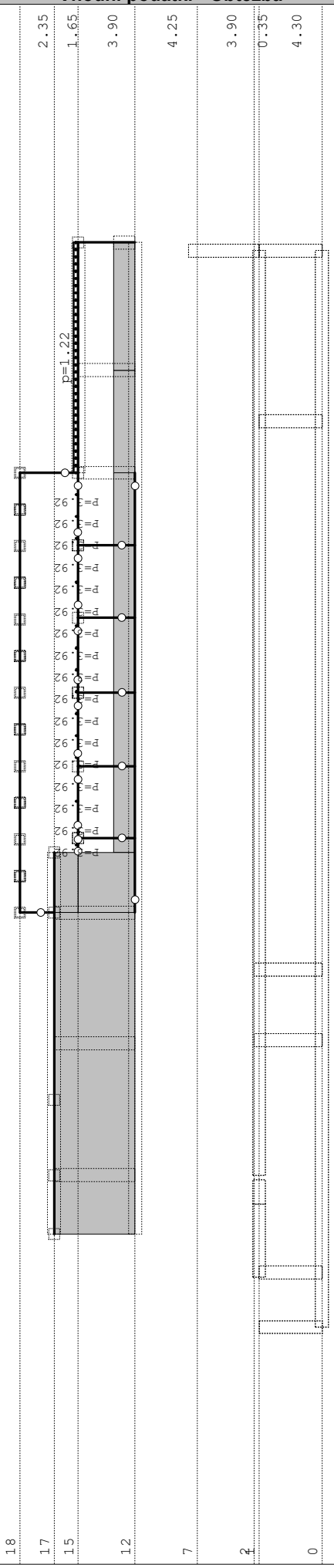

Obt. 2: stalna + zem pritisk (g)

Okvir: K_3

Vhodni podatki - Obtežba



Obt. 2: stalna + zem pritisk (g)

Okvir: K_7

Vhodni podatki - Obtežba

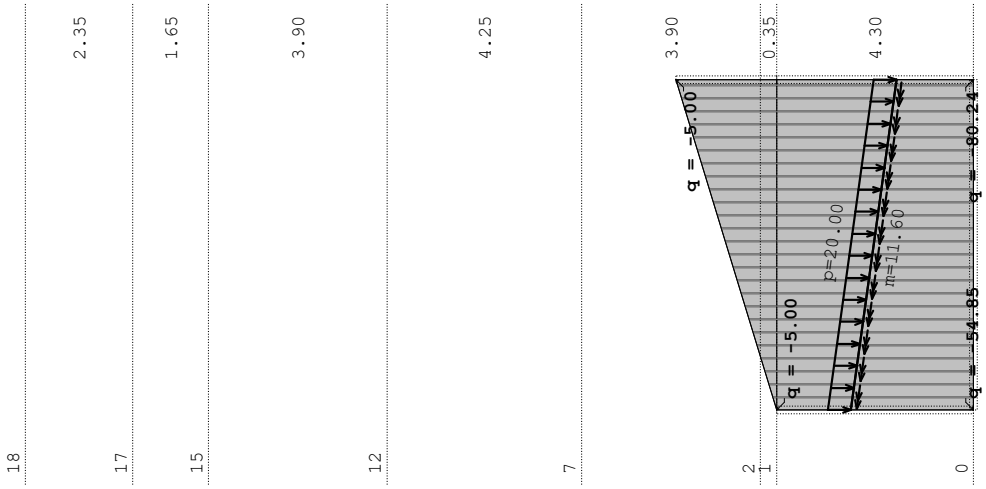

Obt. 2: stalna + zem pritisk (g)

Okvir: K_14

Vhodni podatki - Obtežba



Obt. 3: vzgon

Nivo: tp [-4.65 m]

Vhodni podatki - Obtežba

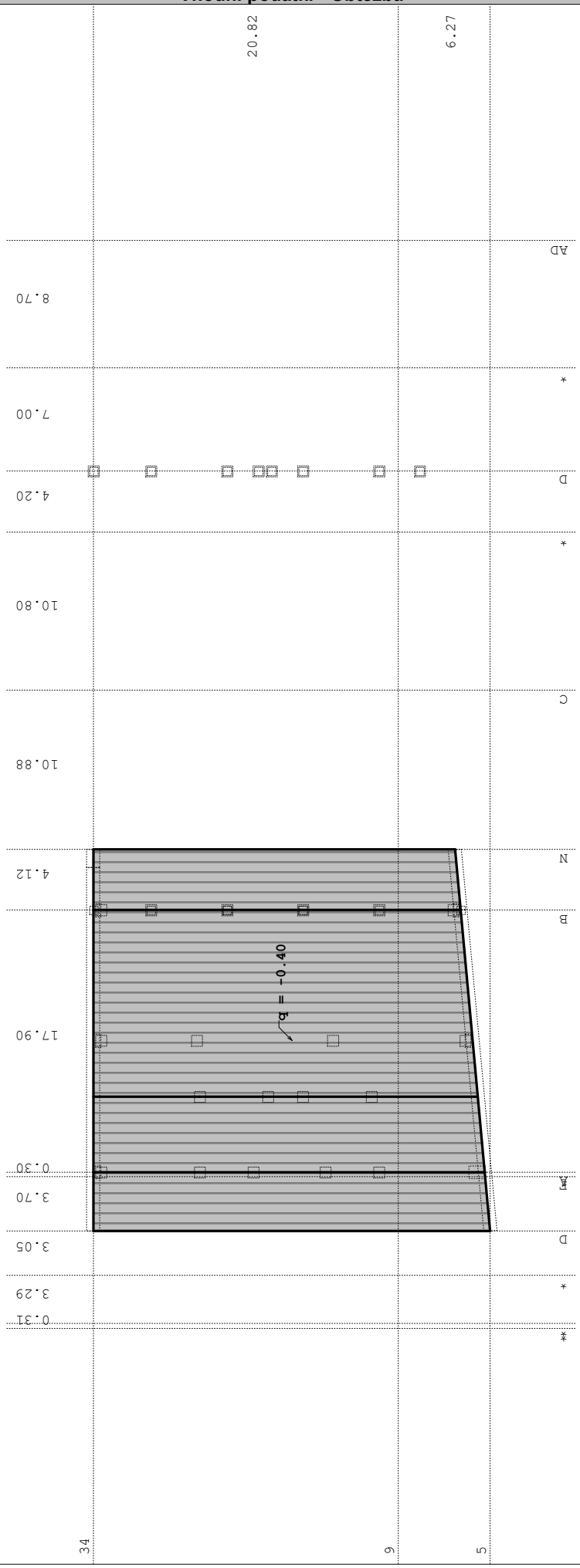

Obt. 4: koristna

Nivo: Pl. nad 1.n. višji del [13.70 m]

Vhodni podatki - Obtežba

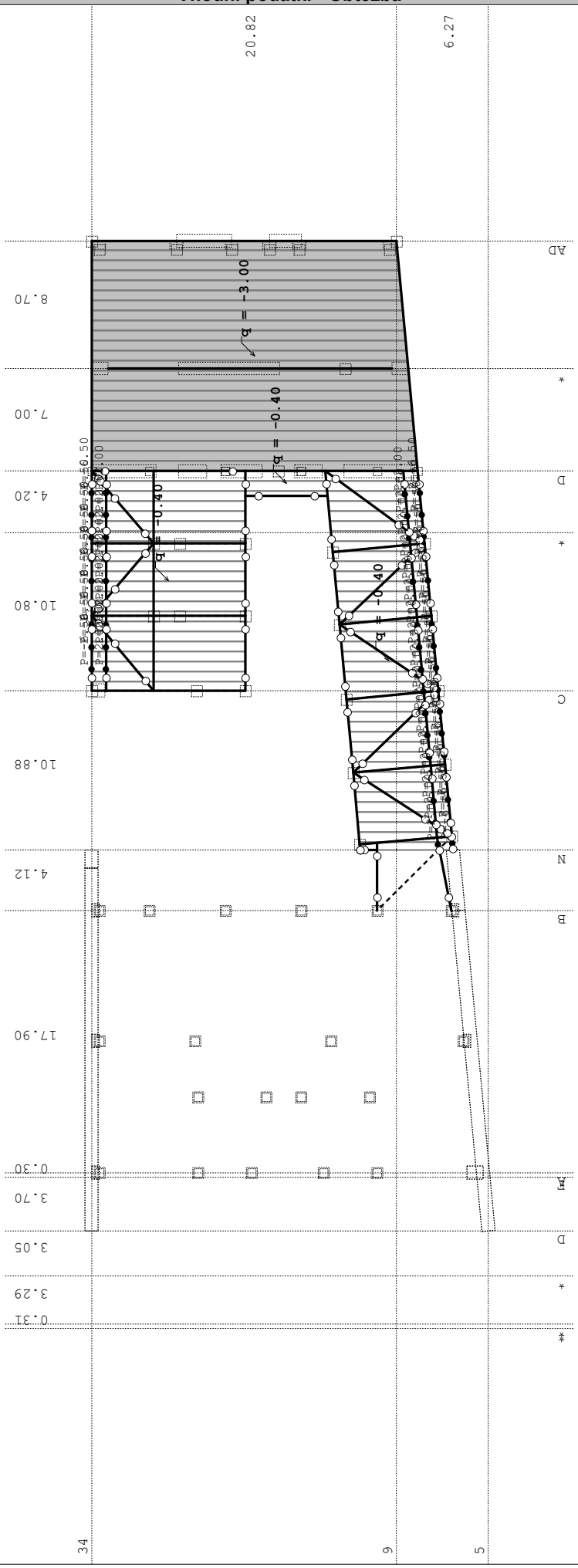

Obt. 4: koristna

Nivo: pl nad 1.n [12.05 m]

Vhodni podatki - Obtežba



Obt. 4: koristna

Nivo: pl nad medetažo [8.15 m]

Vhodni podatki - Obtežba

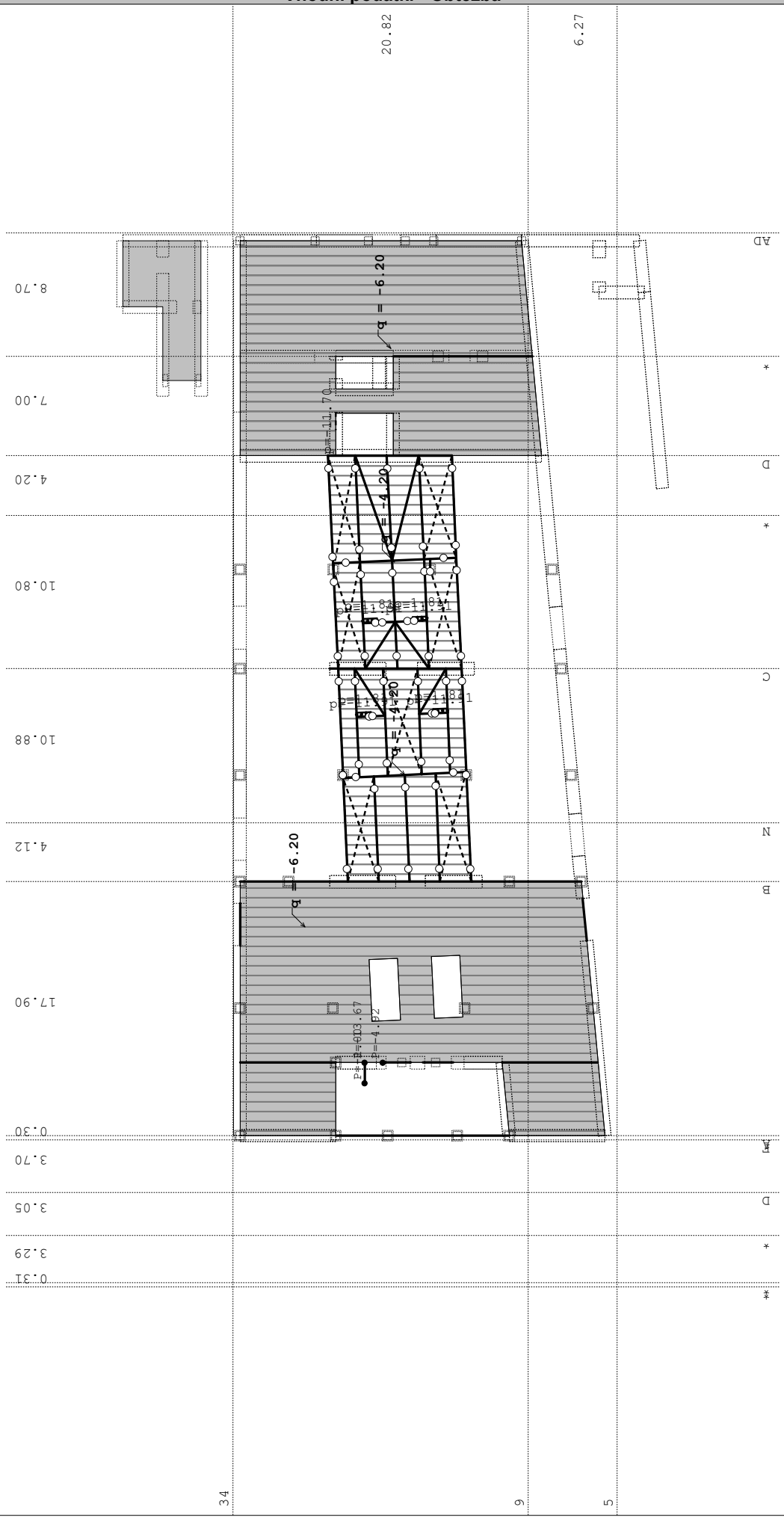

Obt. 4: koristna

Nivo: pl nad PR [3.90 m]

Vhodni podatki - Obtežba

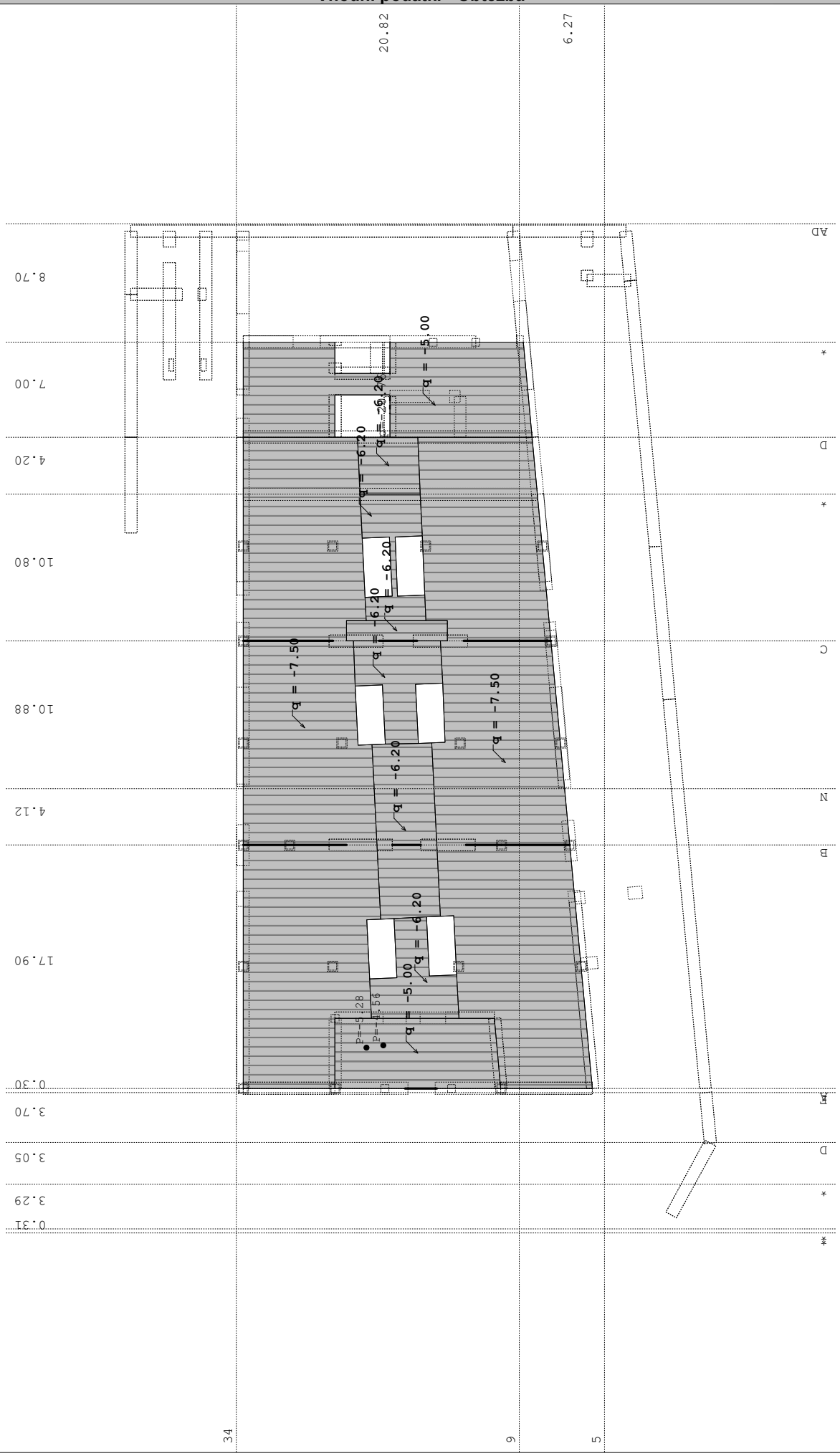

Obt. 4: koristna

Nivo: pl nad kl [0.00 m]

Vhodni podatki - Obtežba

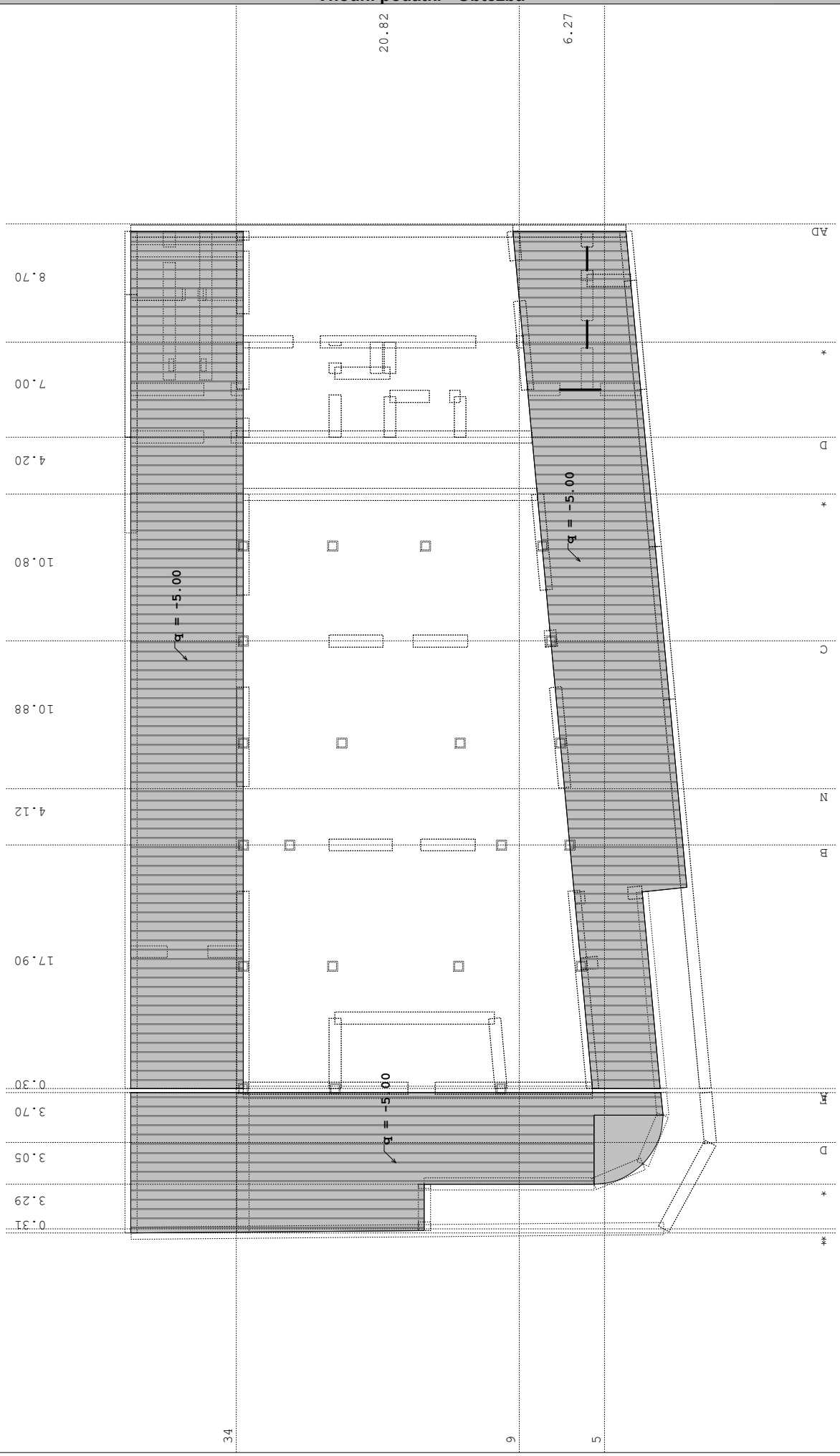

Obt. 4: koristna

Nivo: Plošča povozne površine [-0.35 m]

Vhodni podatki - Obtežba

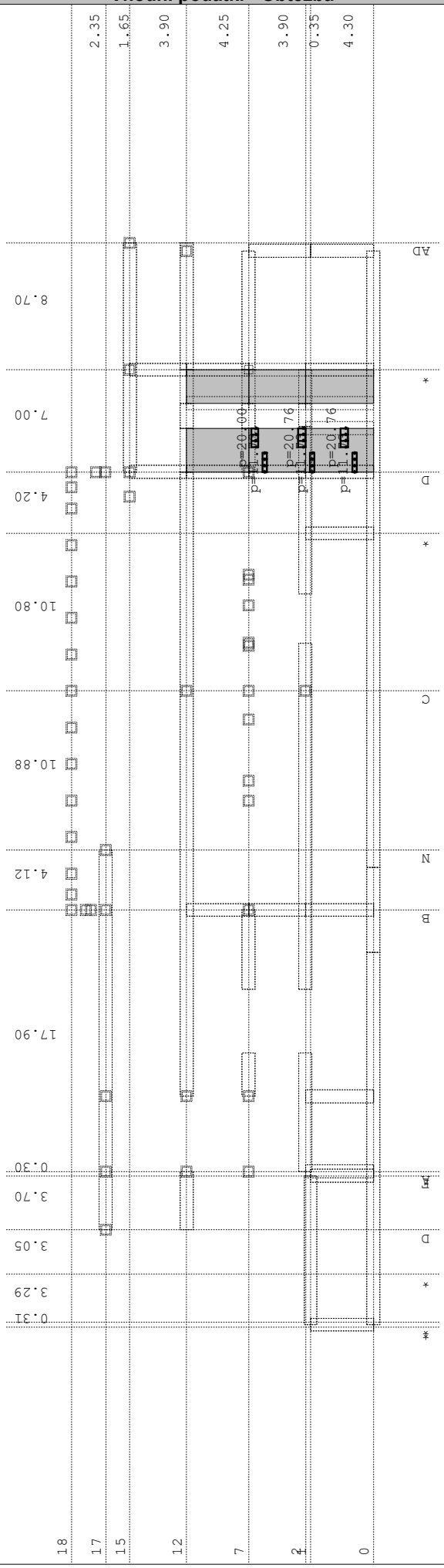

Obt. 4: koristna

Okvir: H_9

Vhodni podatki - Obtežba

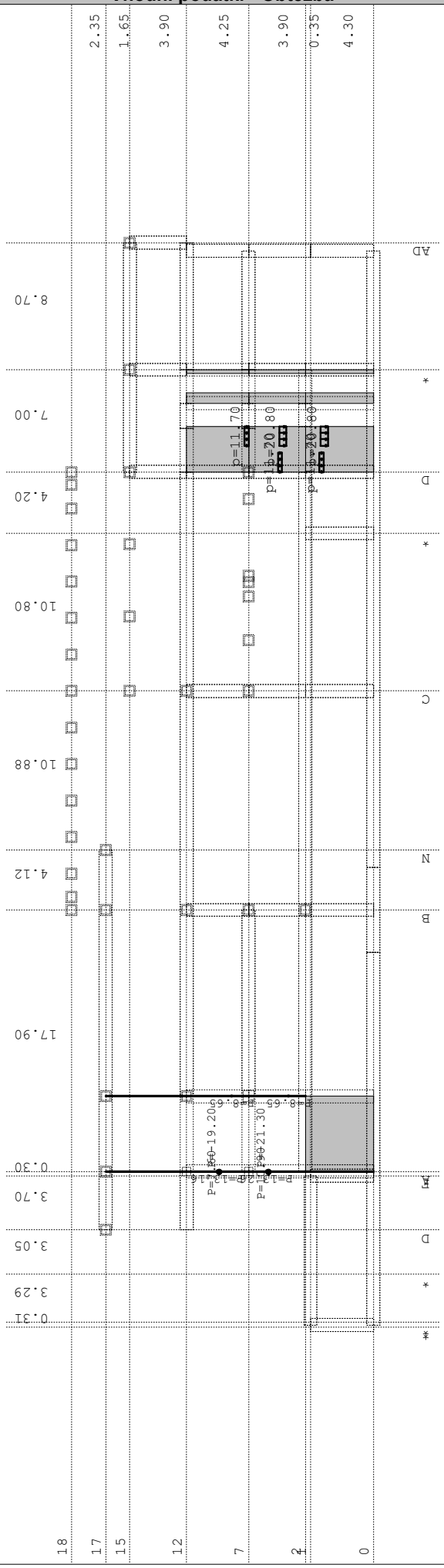

Obt. 4: koristna

Okvir: H_14

Vhodni podatki - Obtežba

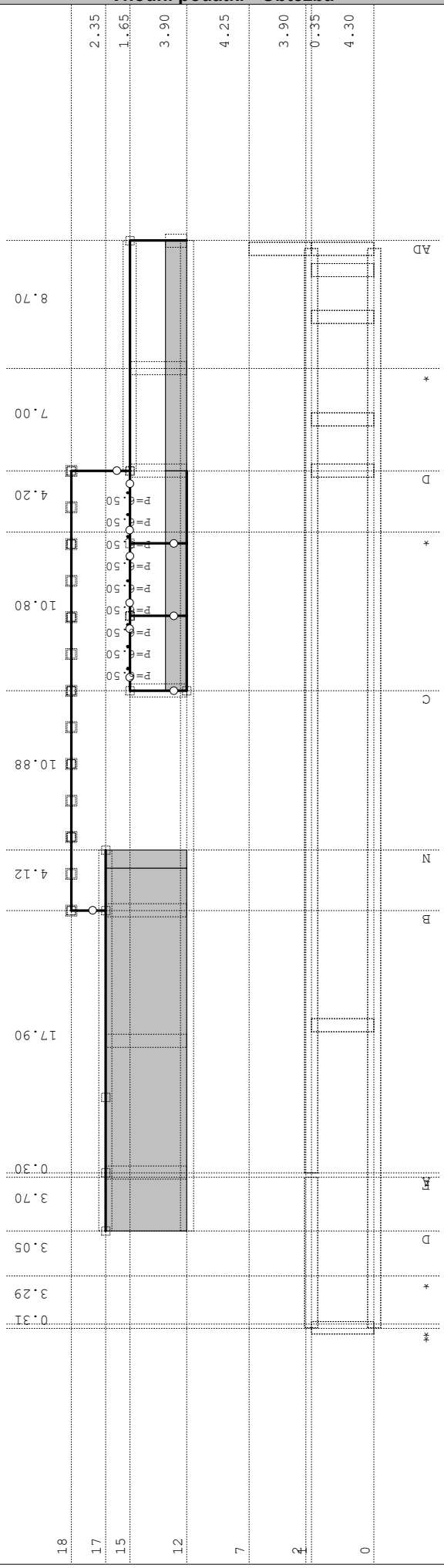

Obt. 4: koristna

Okvir: H_18

Vhodni podatki - Obtežba



Obt. 4: koristna

Okvir: V_1

Vhodni podatki - Obtežba

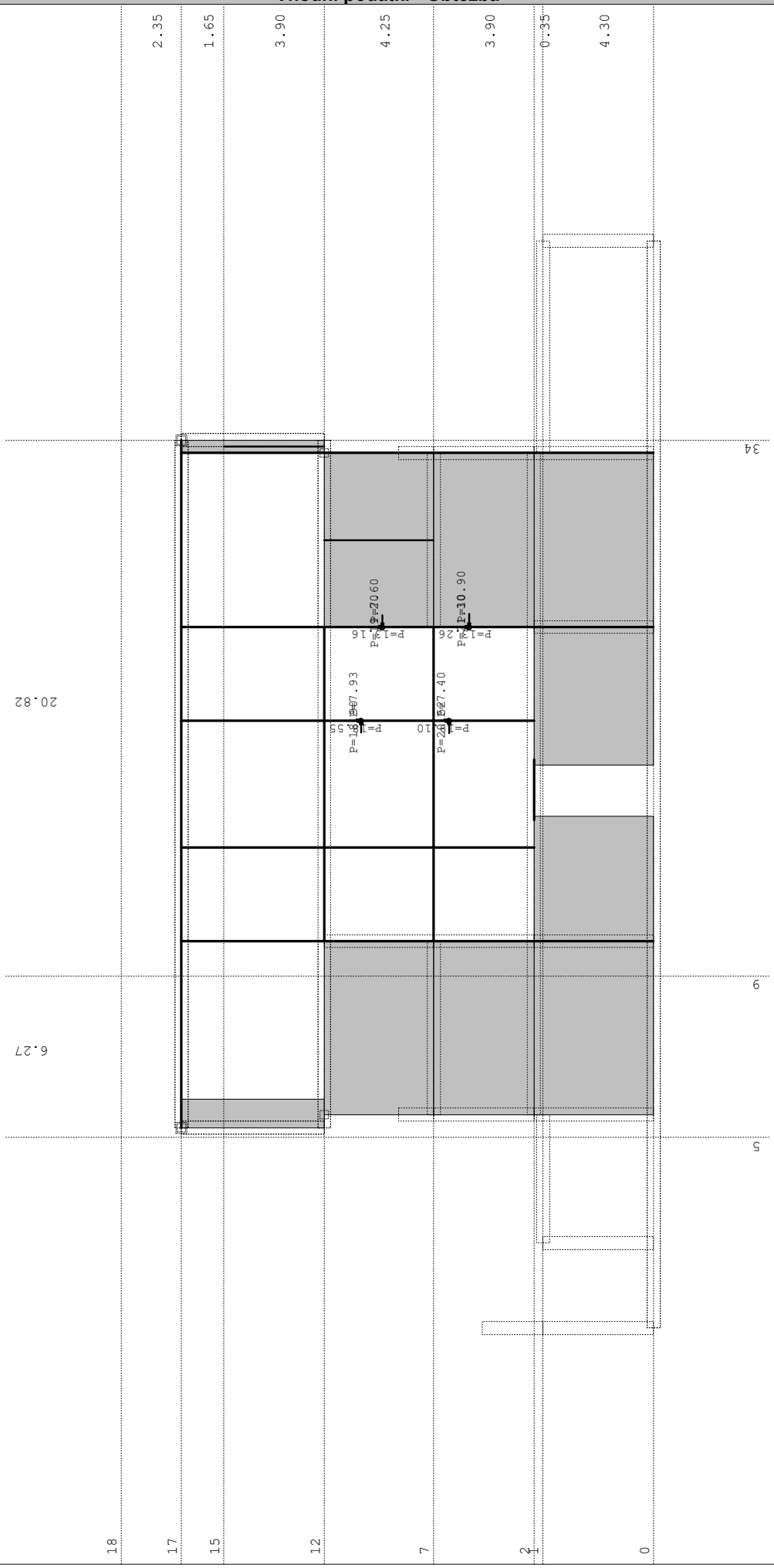

Obt. 4: koristna

Okvir: V_4

Vhodni podatki - Obtežba

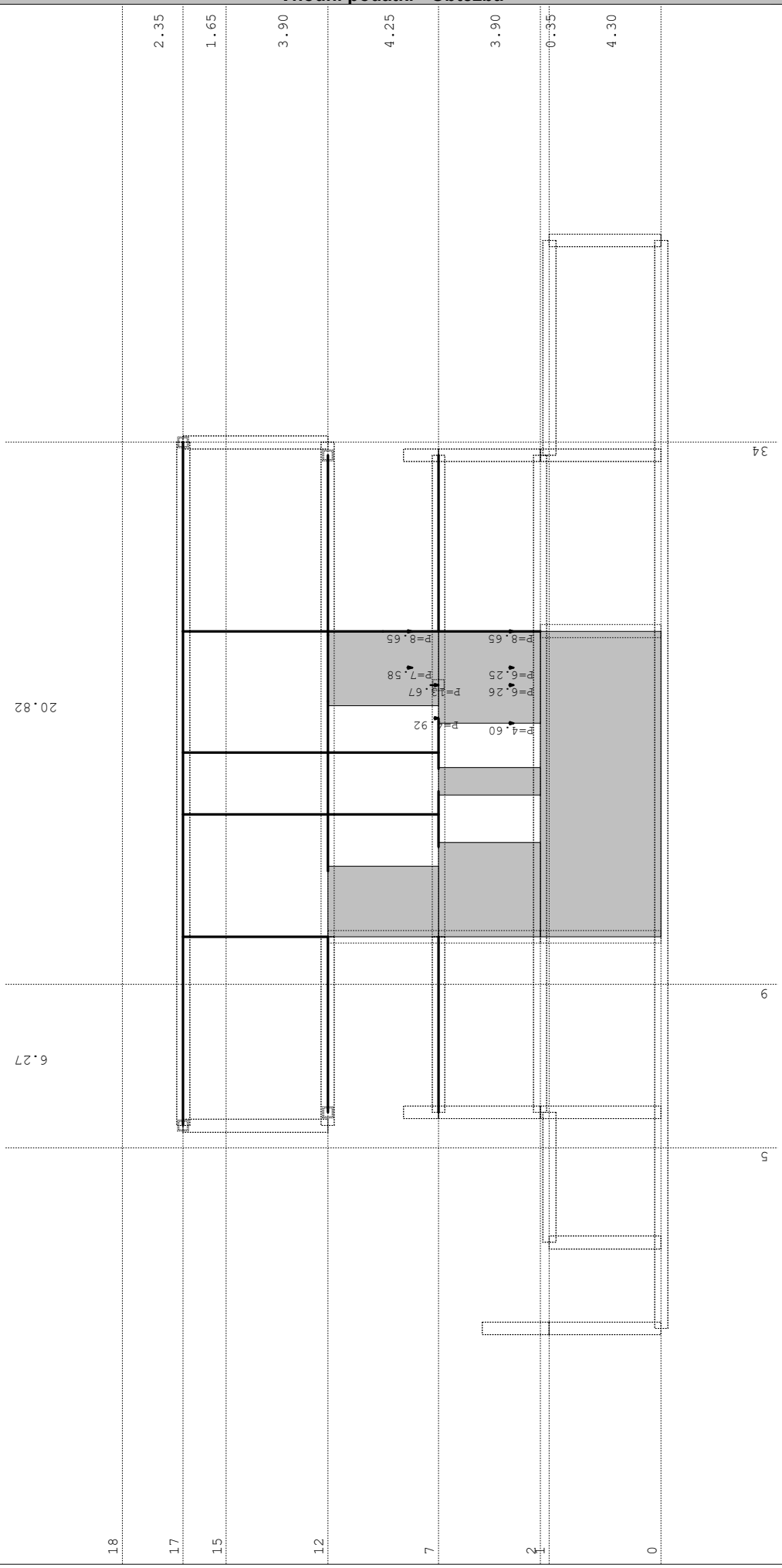

Obt. 4: koristna

Okvir: V_5

Vhodni podatki - Obtežba

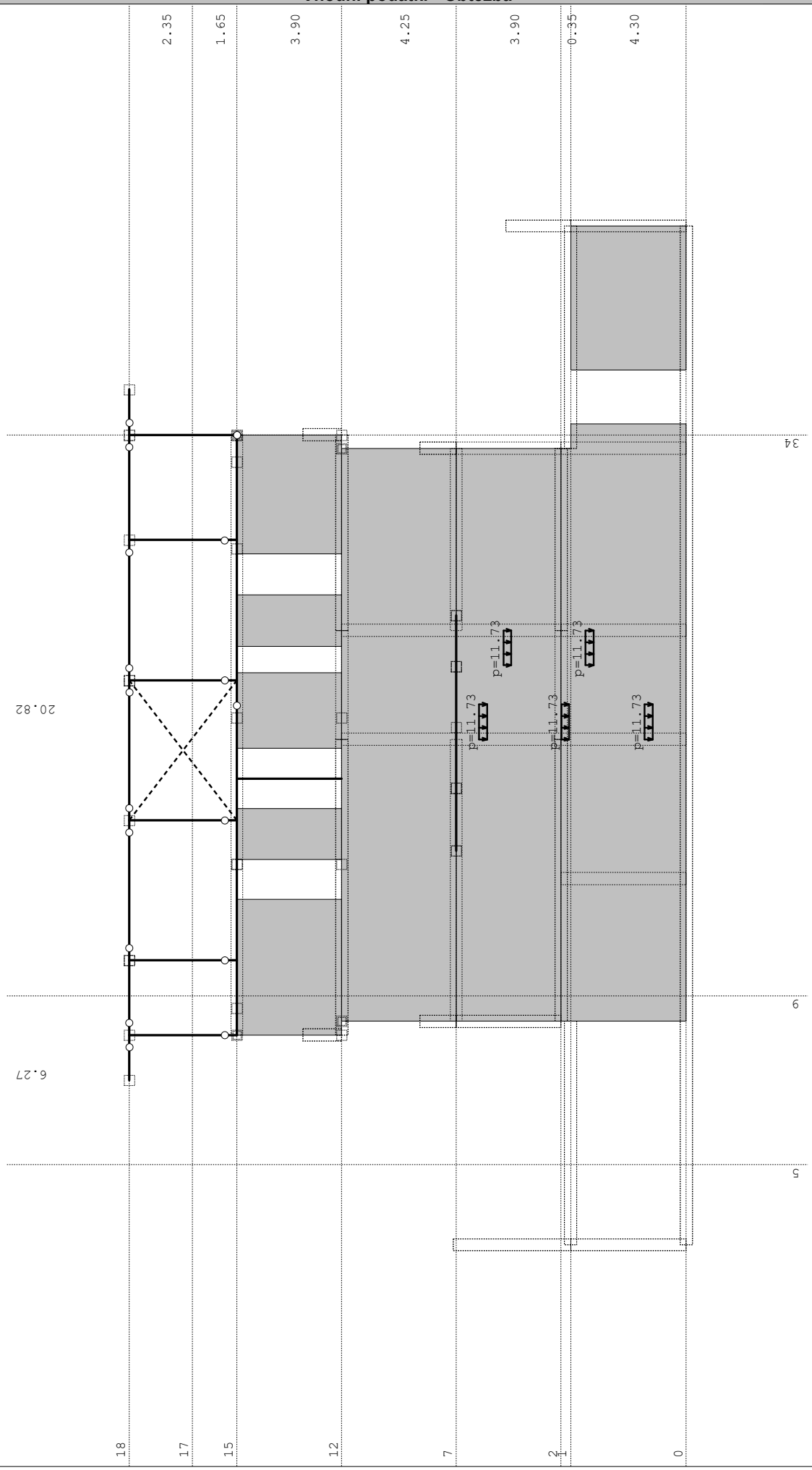

Obt. 4: koristna

Okvir: V_14

Vhodni podatki - Obtežba

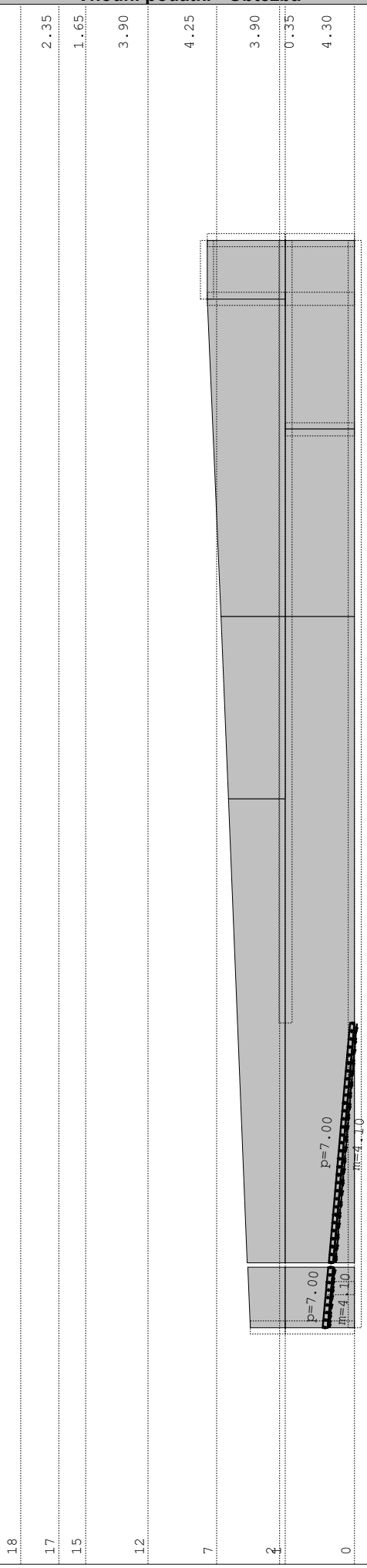

Obt. 4: koristna

Okvir: K_1

Vhodni podatki - Obtežba



Obt. 4: koristna

Okvir: K_2

Vhodni podatki - Obtežba

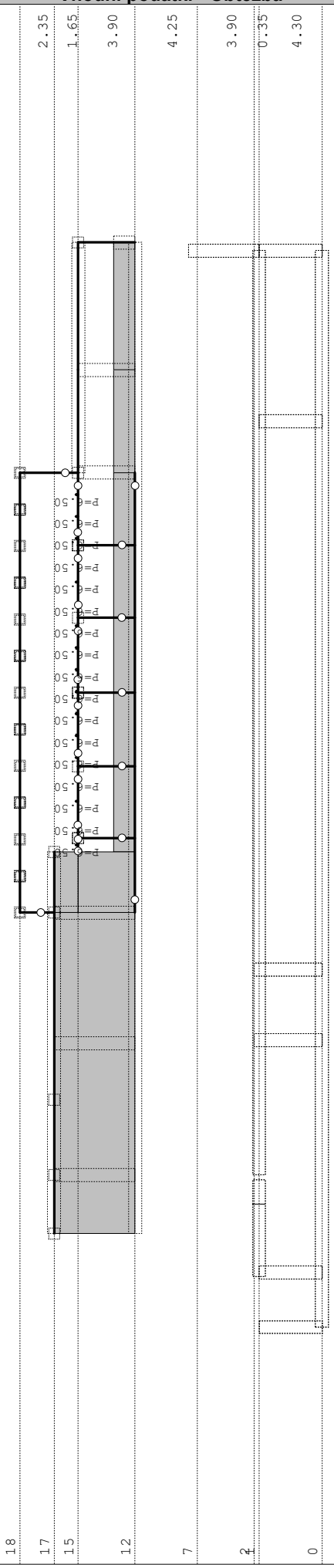

Obt. 4: koristna

Okvir: K_3

Vhodni podatki - Obtežba

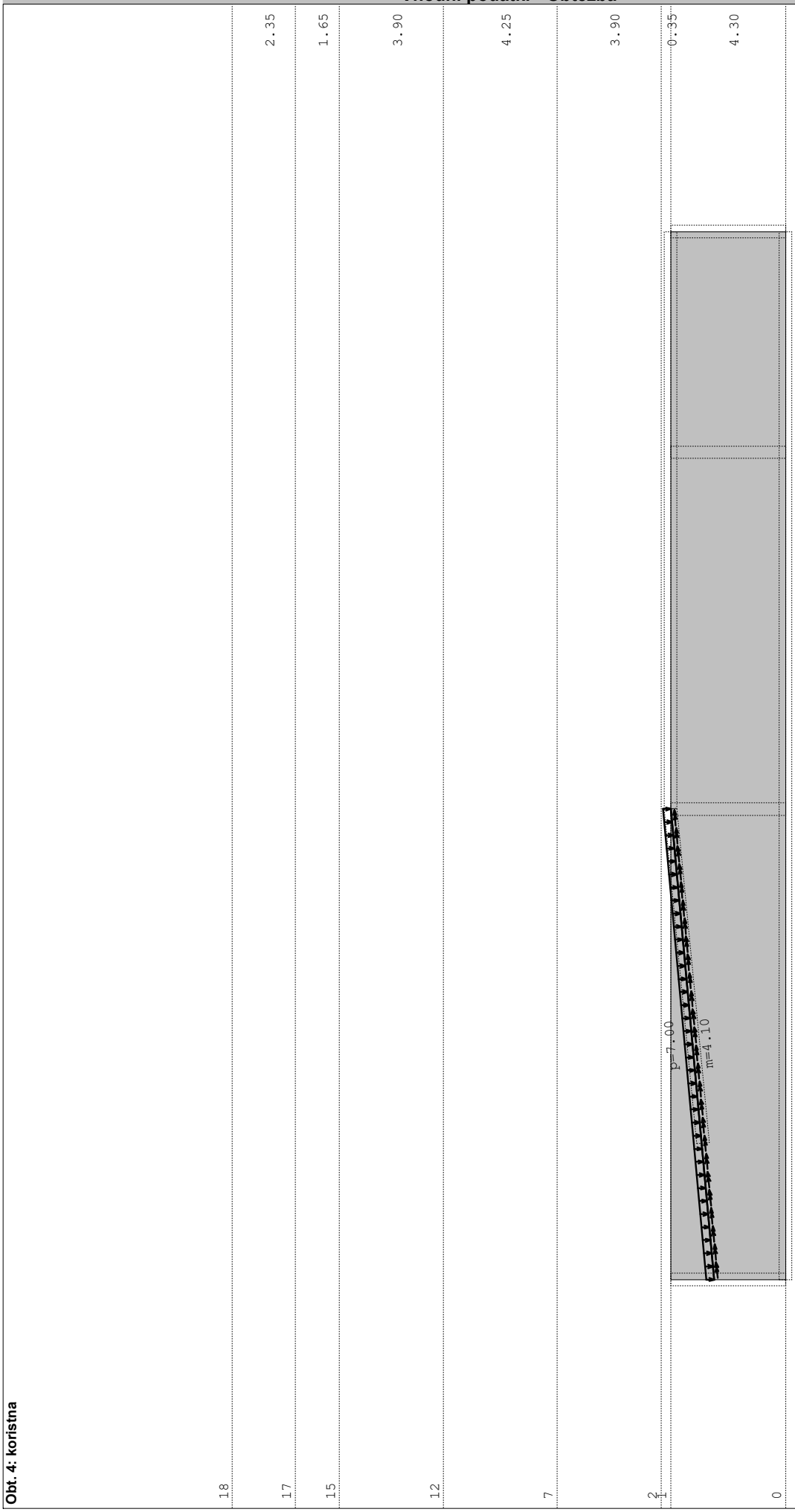

Obt. 4: koristna

Okvir: K_7

Vhodni podatki - Obtežba

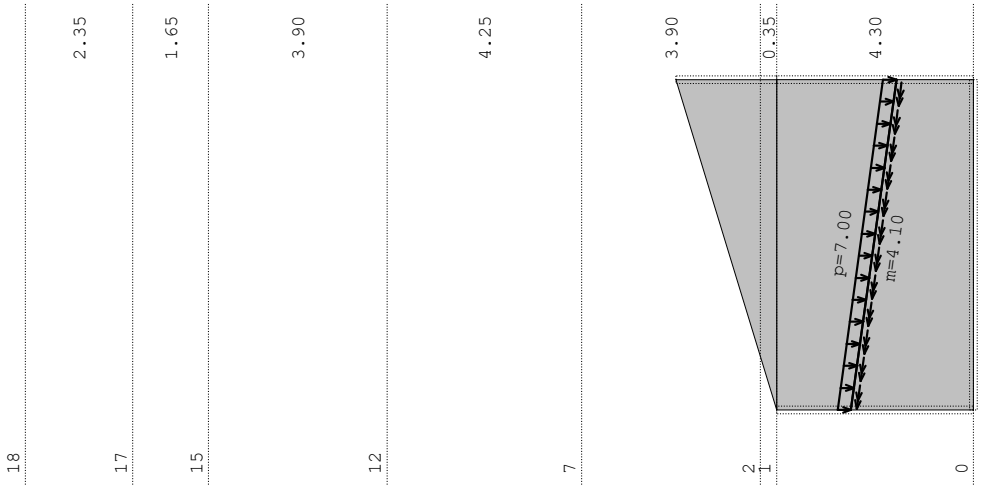

Obt. 4: koristna

Okvir: K_14

Vhodni podatki - Obtežba

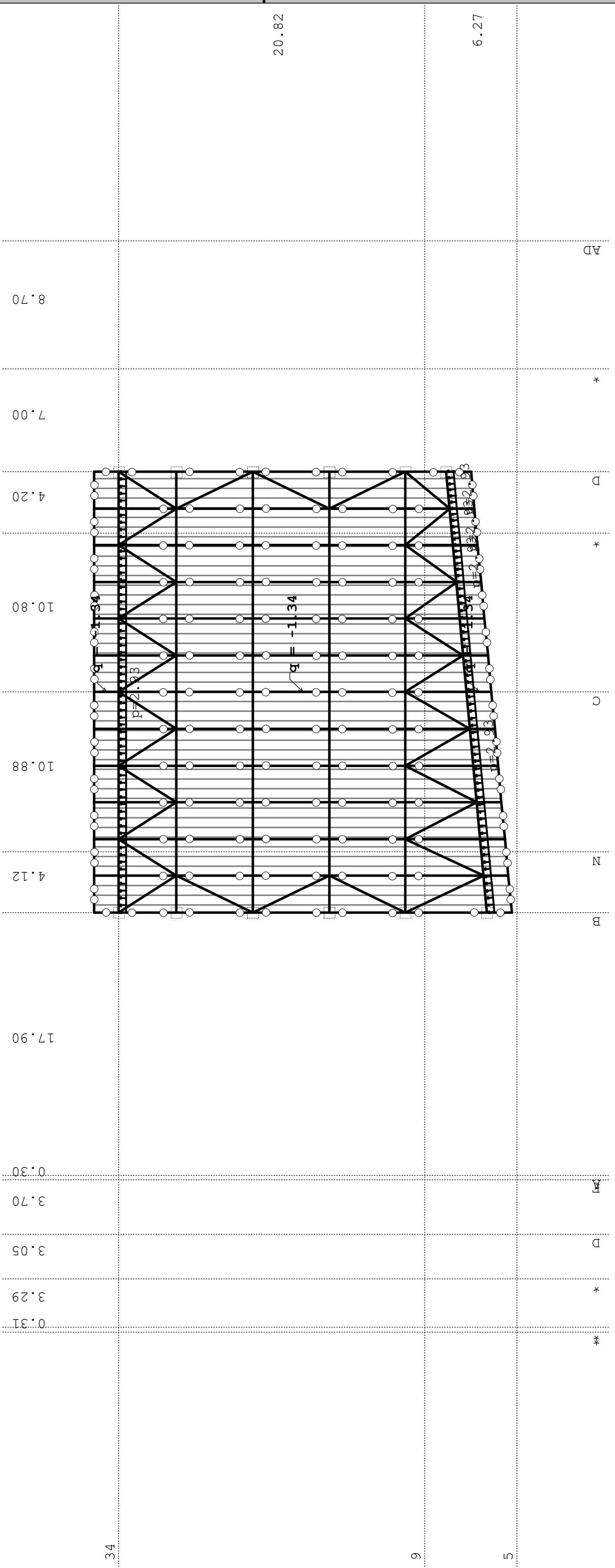

Obt. 5: sneg+y

Nivo: streha atrij [16.05 m]

Vhodni podatki - Obtežba

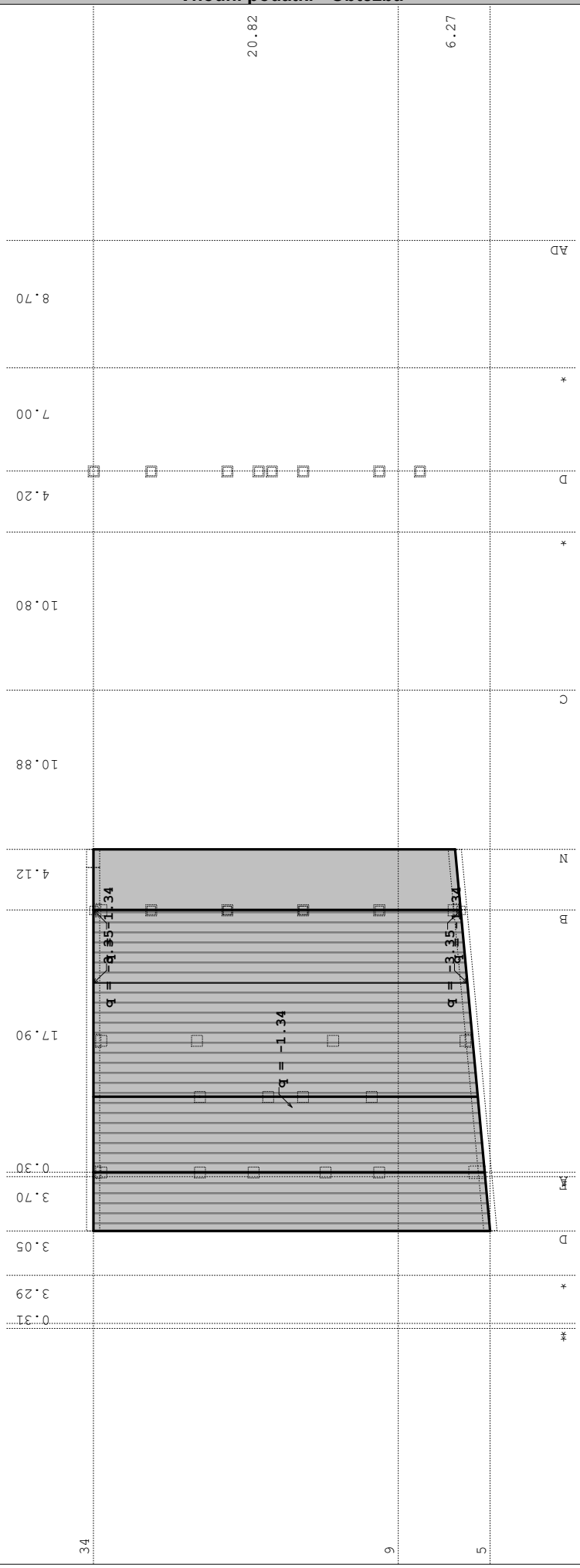

Obt. 5: sneg+y

Nivo: Pl. nad 1.n. višji del [13.70 m]

Vhodni podatki - Obtežba

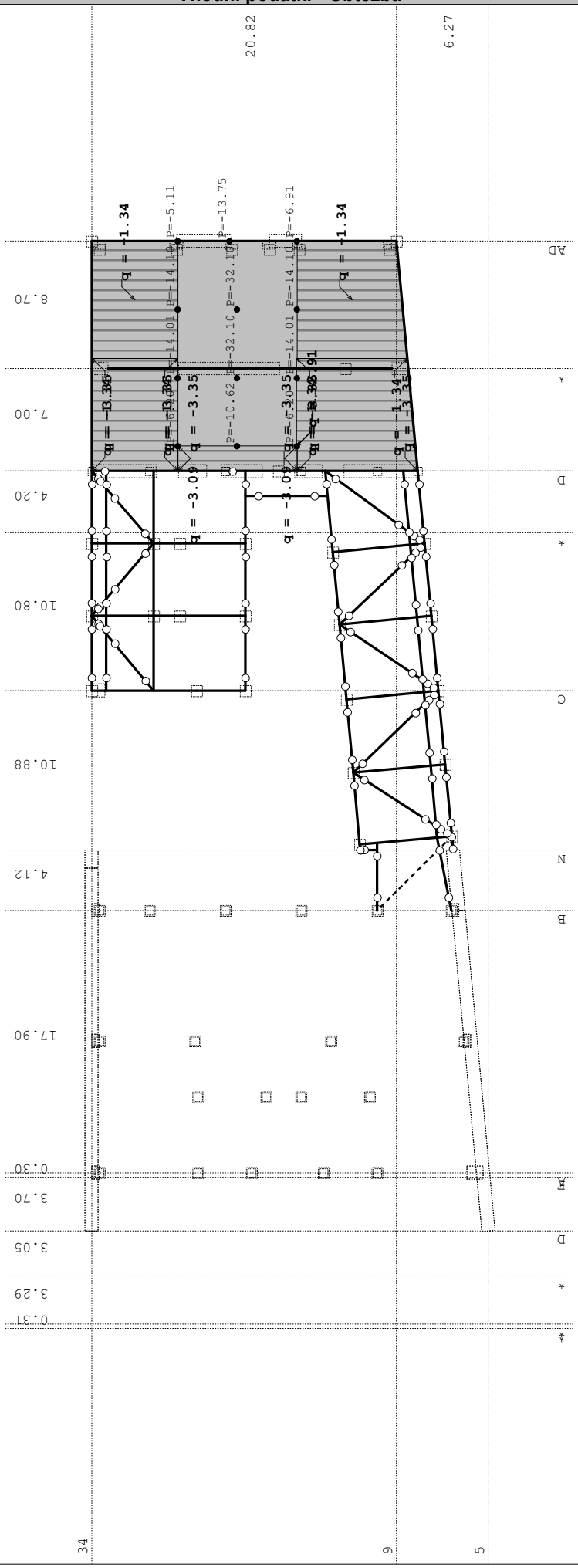

Obt. 5: sneg+y

Nivo: pl nad 1.n [12.05 m]

Vhodni podatki - Obtežba

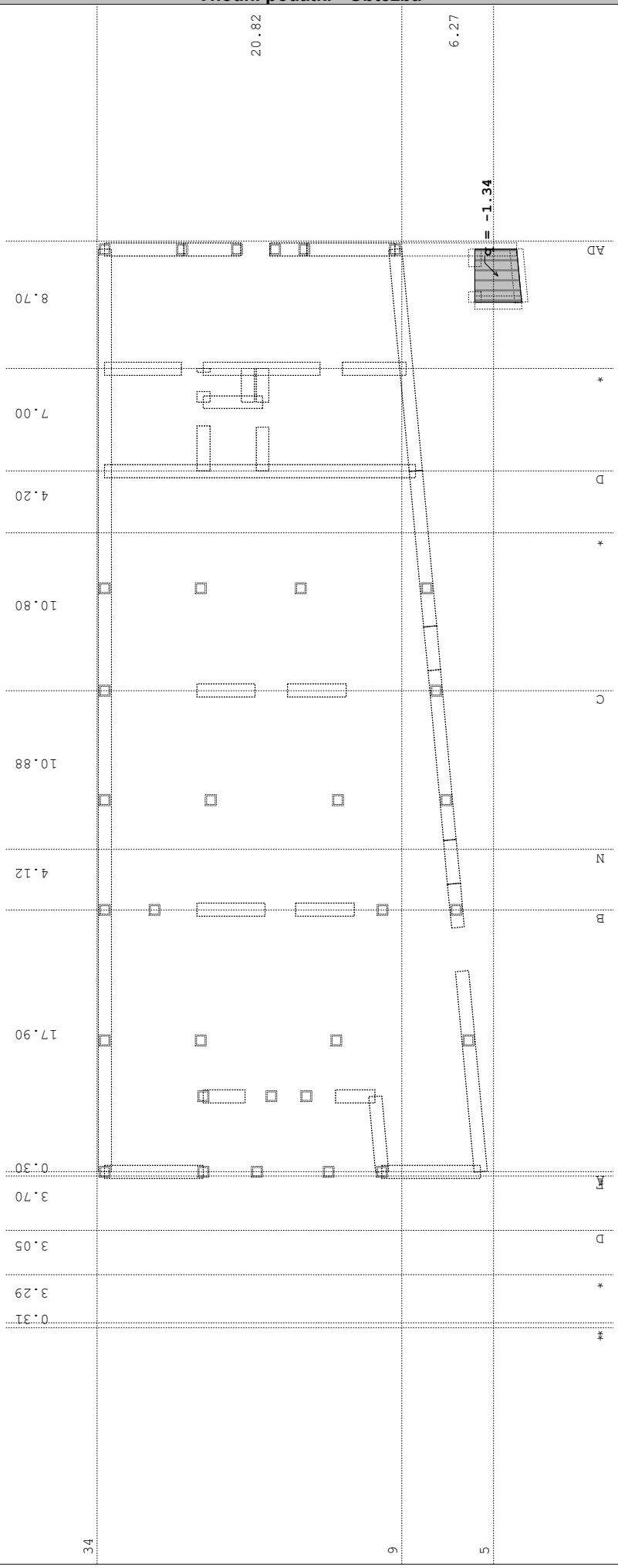

Obt. 5: sneg+y

Nivo: [4.50 m]

Vhodni podatki - Obtežba

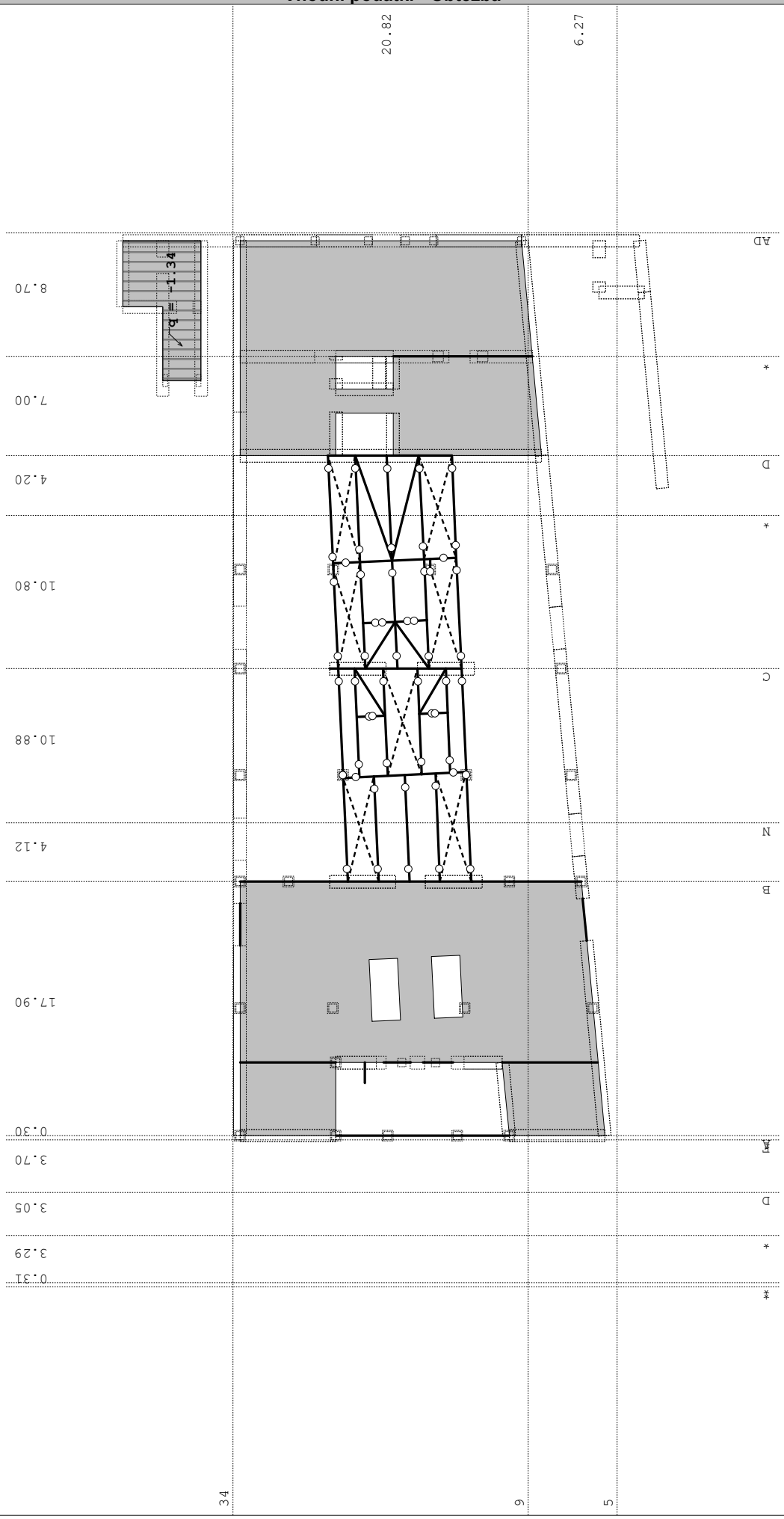

Obt. 5: sneg+y

Nivo: pl nad PR [3.90 m]

Vhodni podatki - Obtežba

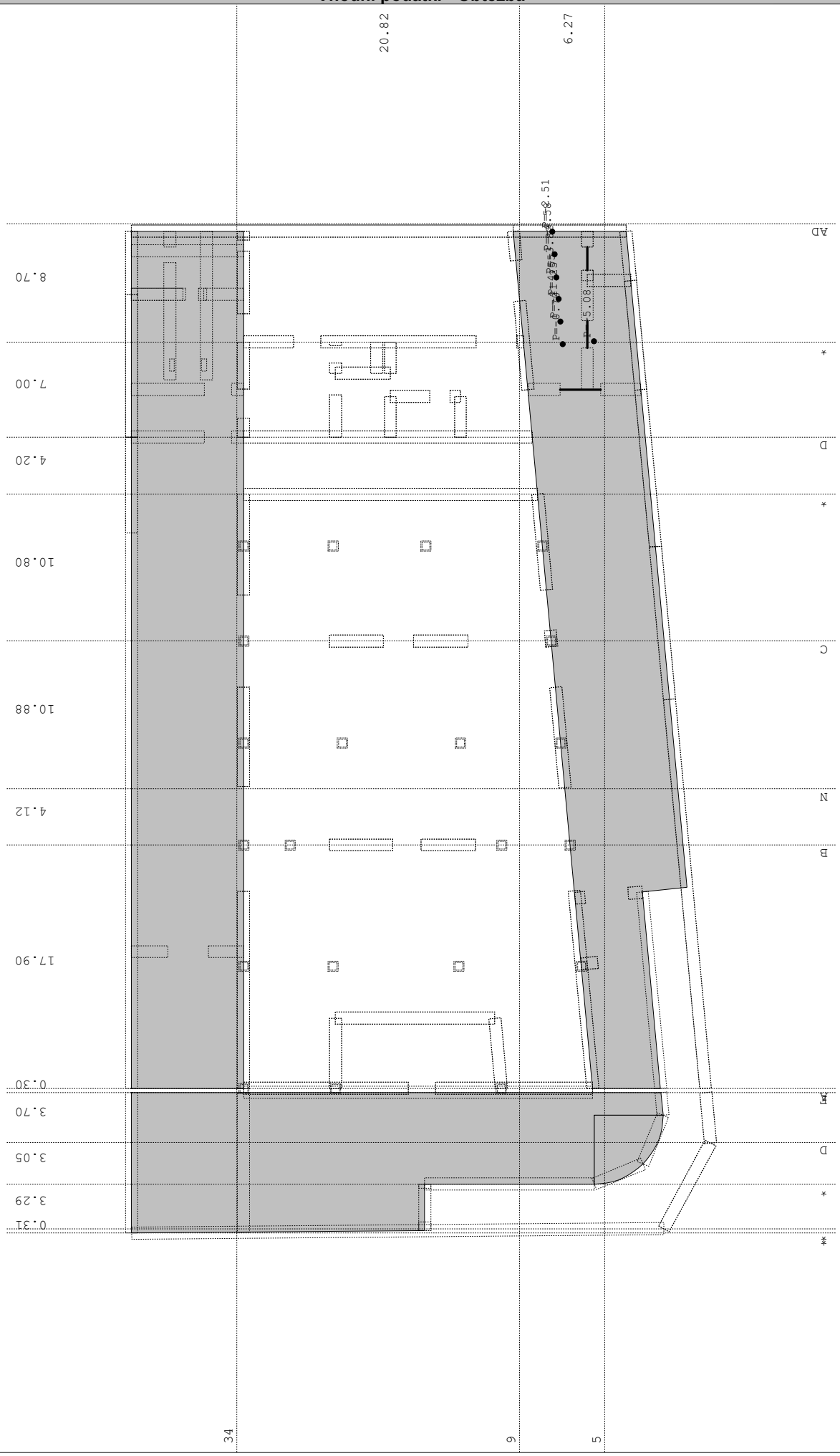

Obt. 5: sneg+y

Nivo: Plošča povozne površine [-0.35 m]

Vhodni podatki - Obtežba

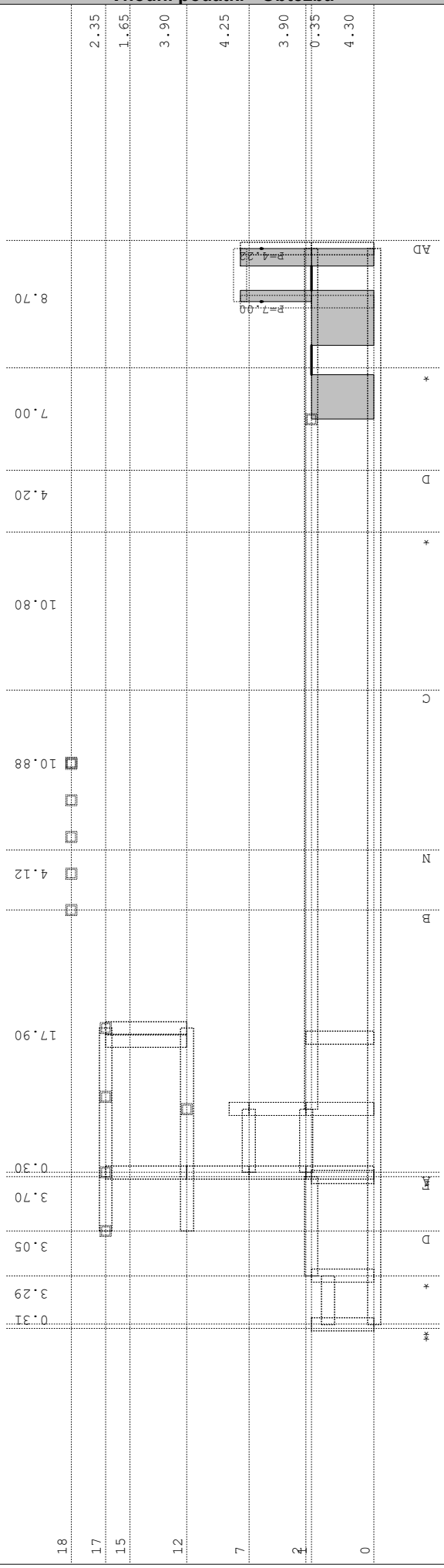

Obt. 5: sneg+y

Okvir: H_2

Vhodni podatki - Obtežba

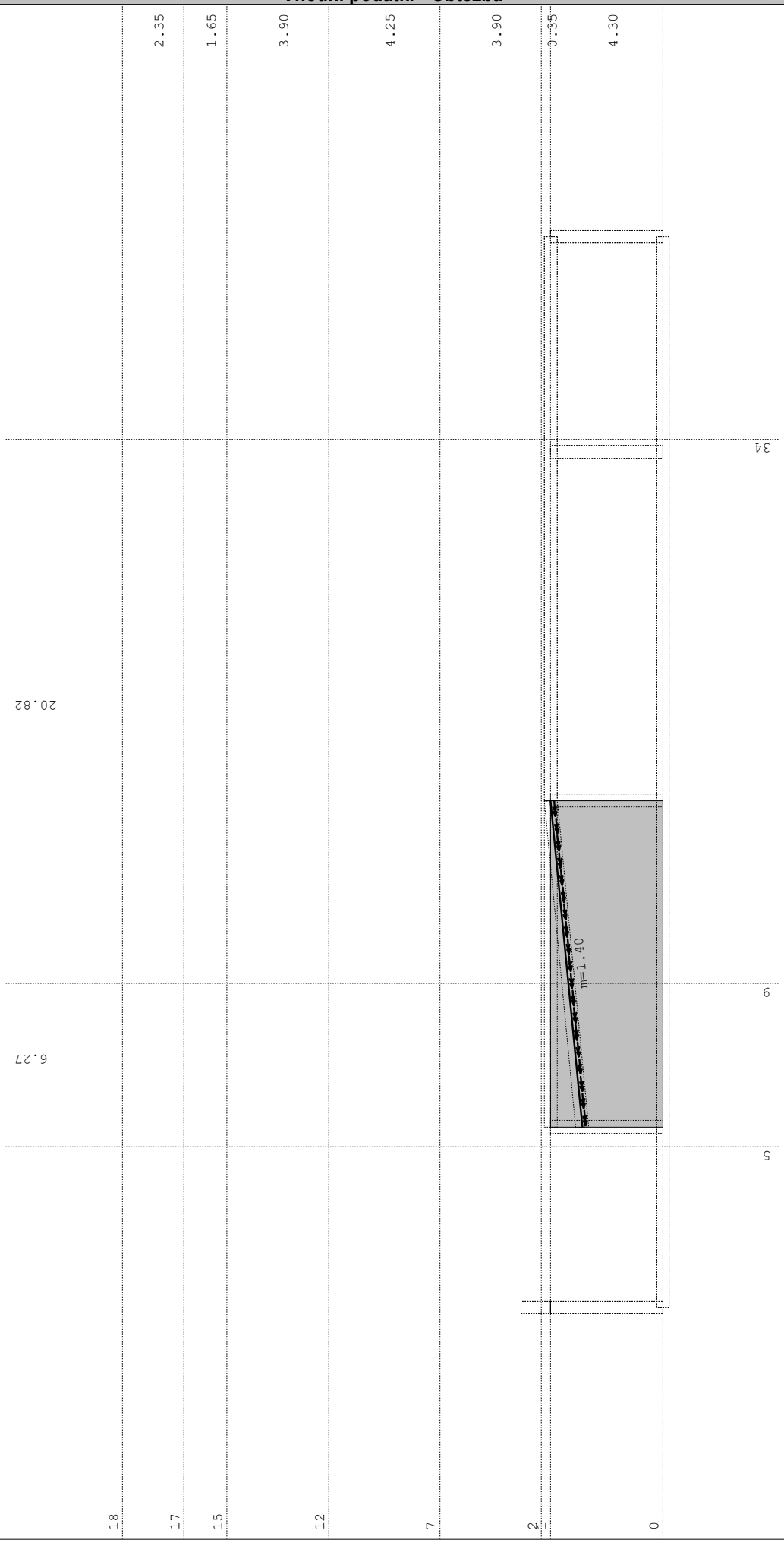

Obt. 5: sneg+y

Okvir: V_1

Vhodni podatki - Obtežba

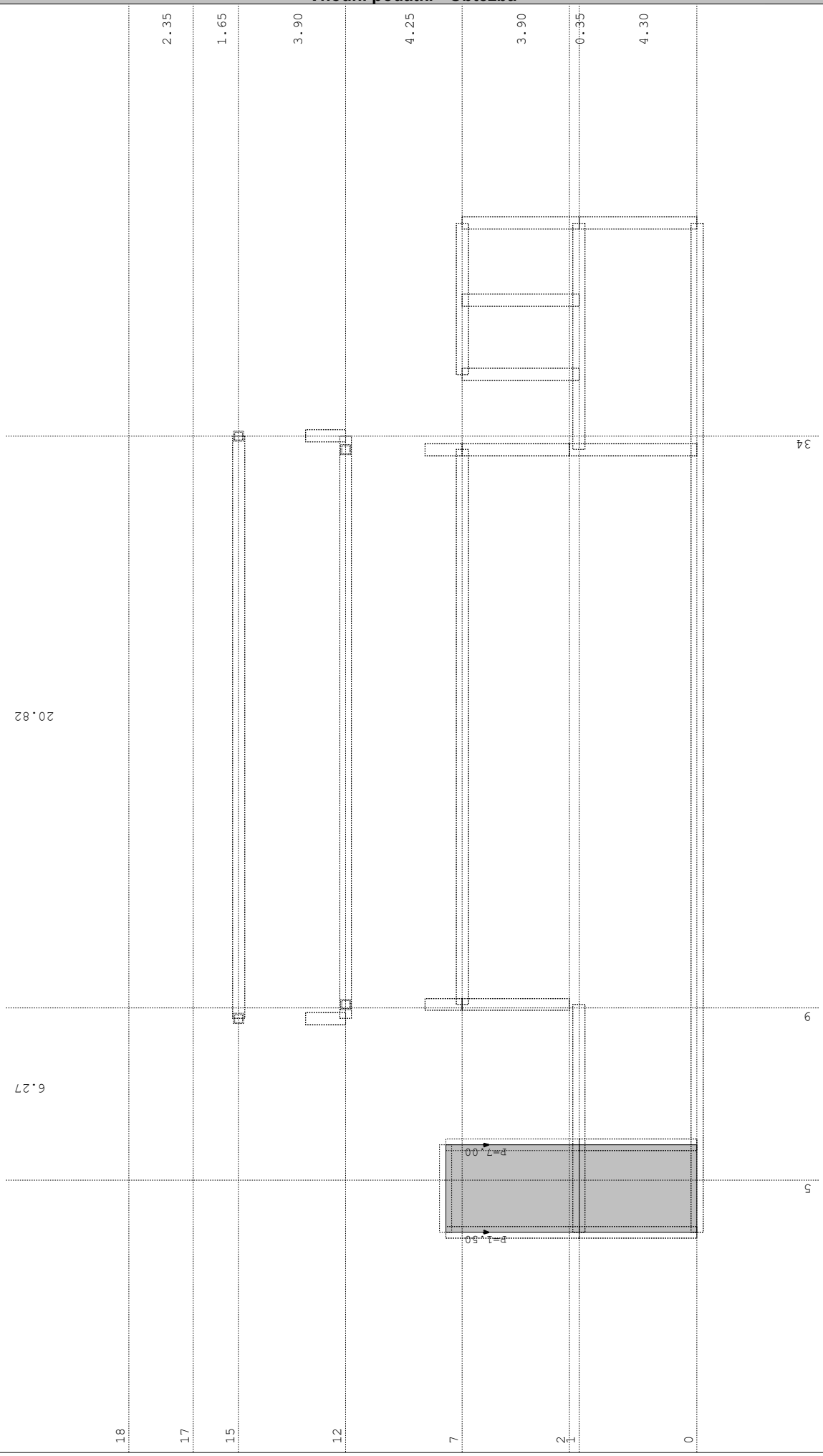

Obt. 5: sneg+y

Okvir: V_22

Vhodni podatki - Obtežba

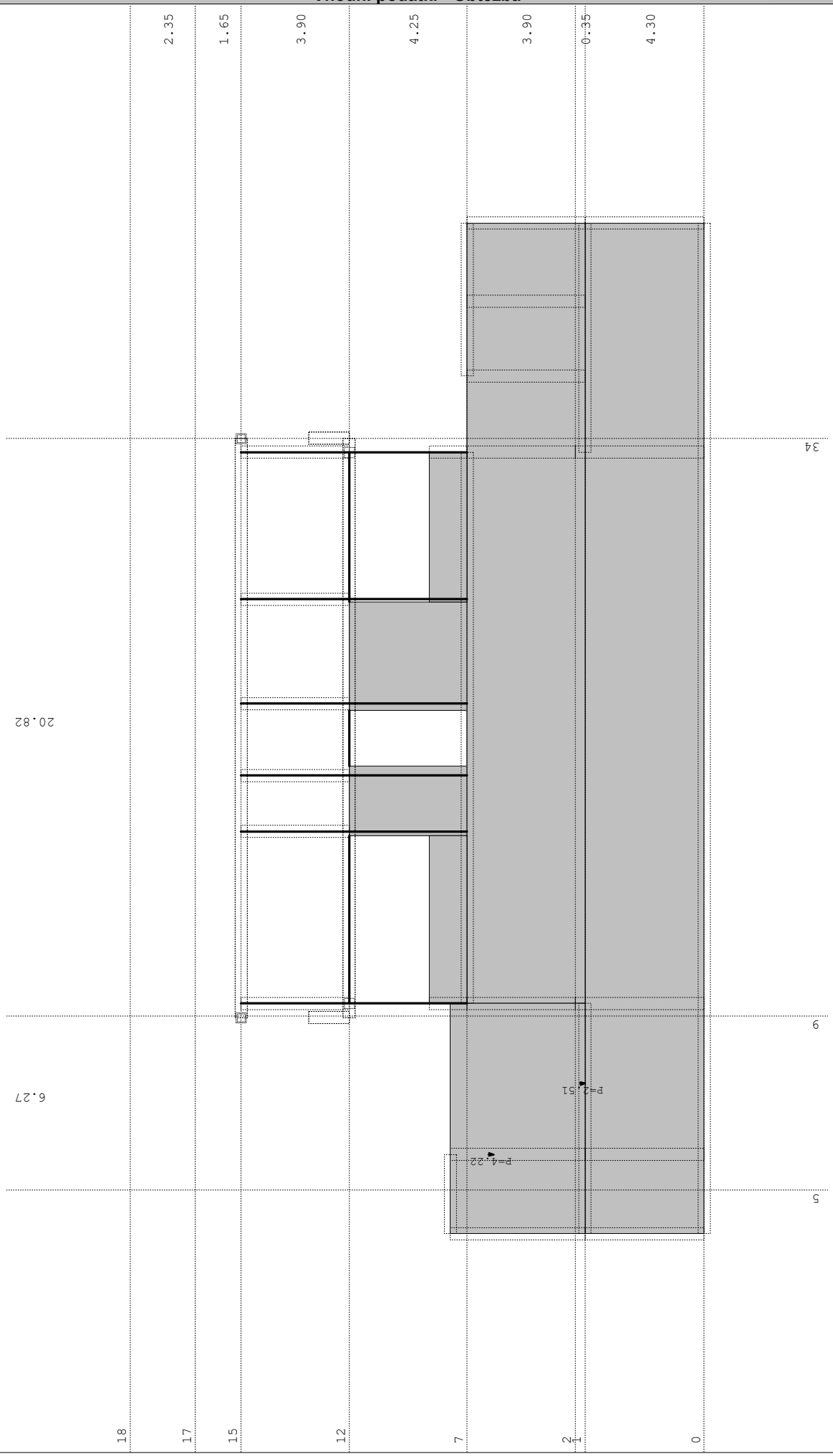

Obt. 5: sneg+y

Okvir: V_24

Vhodni podatki - Obtežba



Vhodni podatki - Obtežba

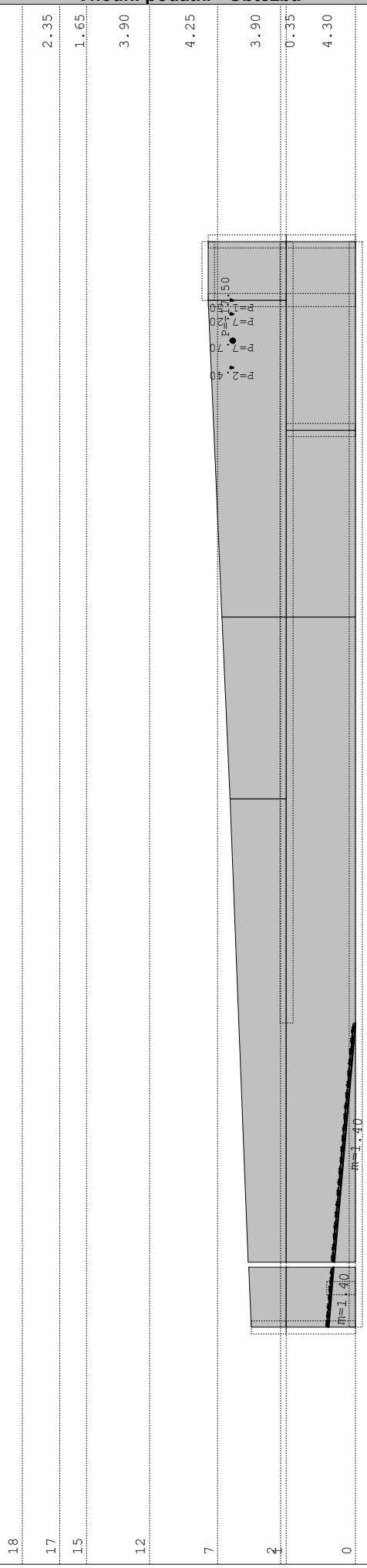

Obt. 5: sneg+y

Okvir: K_1

Vhodni podatki - Obtežba



Obt. 5: sneg+y

Okvir: K_7

Vhodni podatki - Obtežba

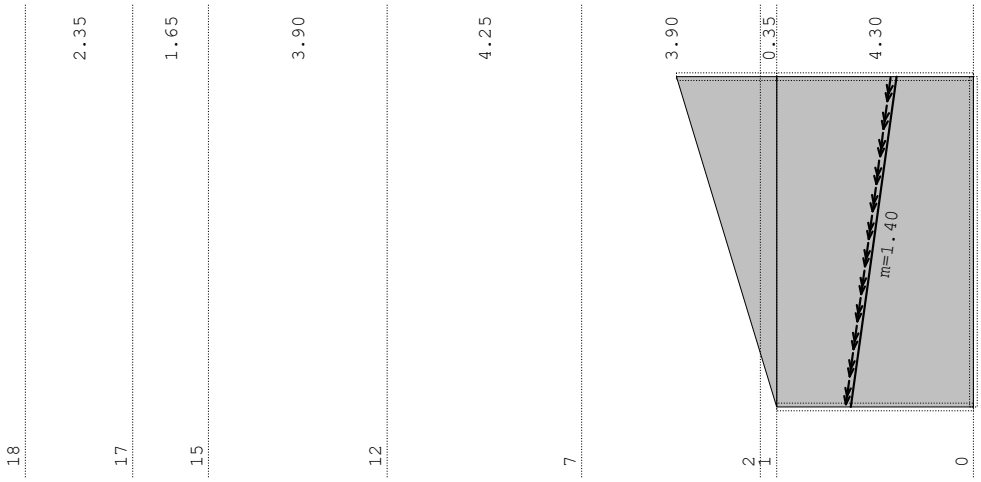

Obt. 5: sneg+y

Okvir: K_14

Vhodni podatki - Obtežba

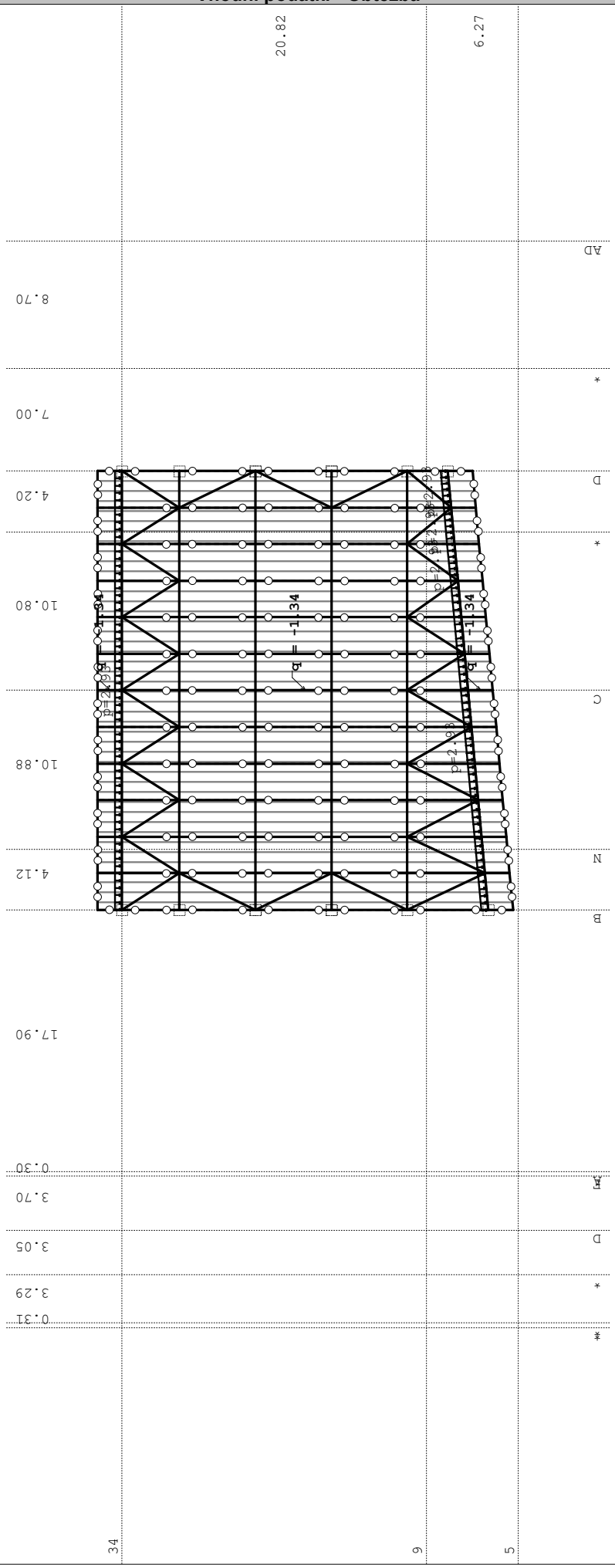

Obt. 6: sneg-y

Nivo: streha atrij [16.05 m]

Vhodni podatki - Obtežba

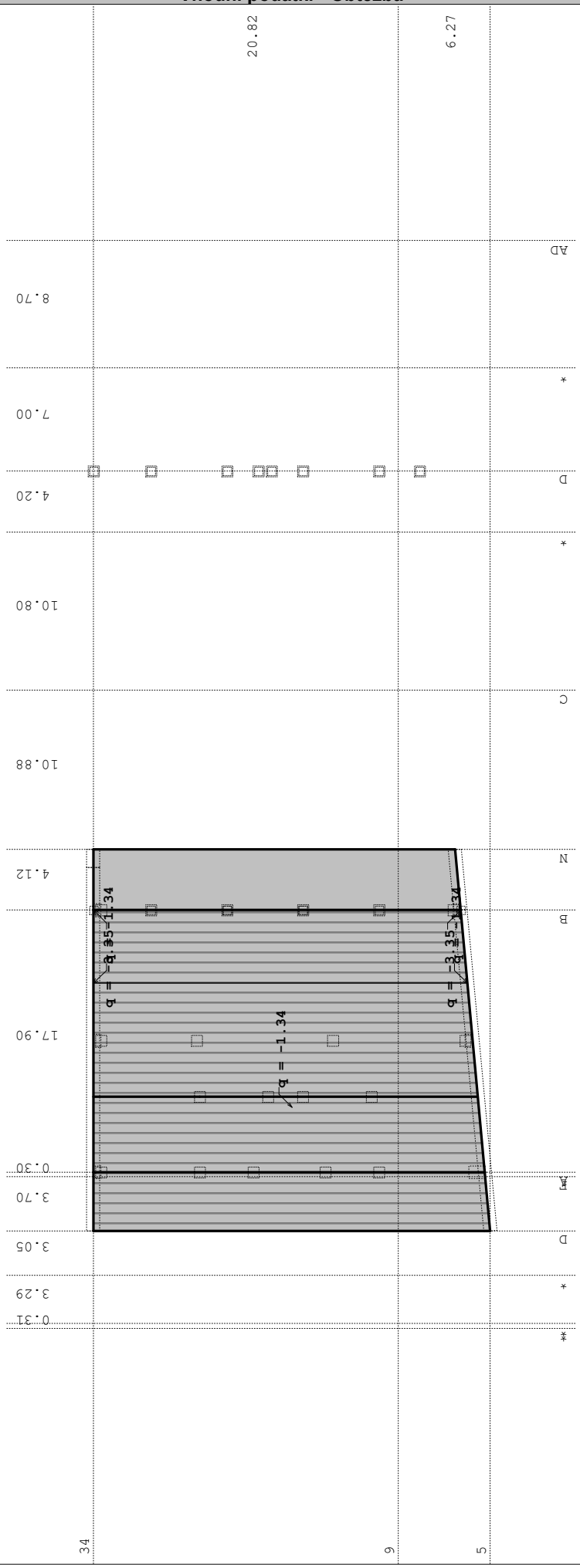

Obt. 6: sneg-y

Nivo: Pl. nad 1.n. višji del [13.70 m]

Vhodni podatki - Obtežba

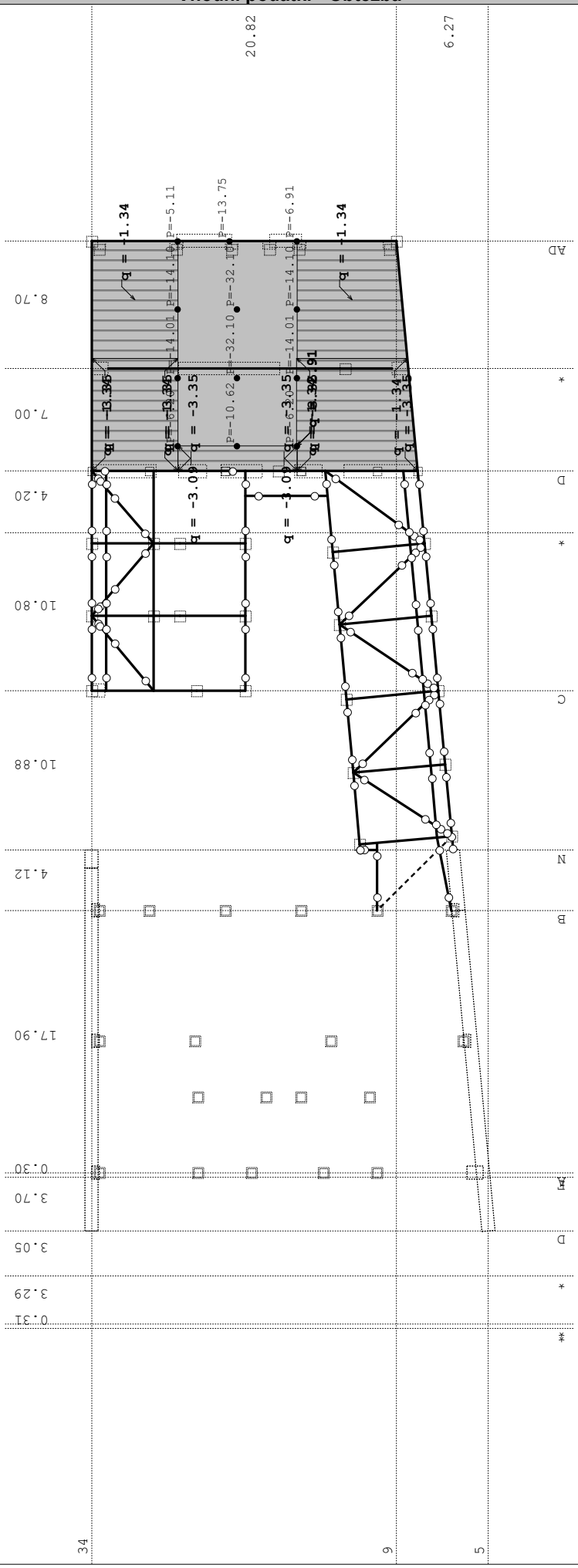

Obt. 6: sneg-y

Nivo: pl nad 1.n [12.05 m]

Vhodni podatki - Obtežba

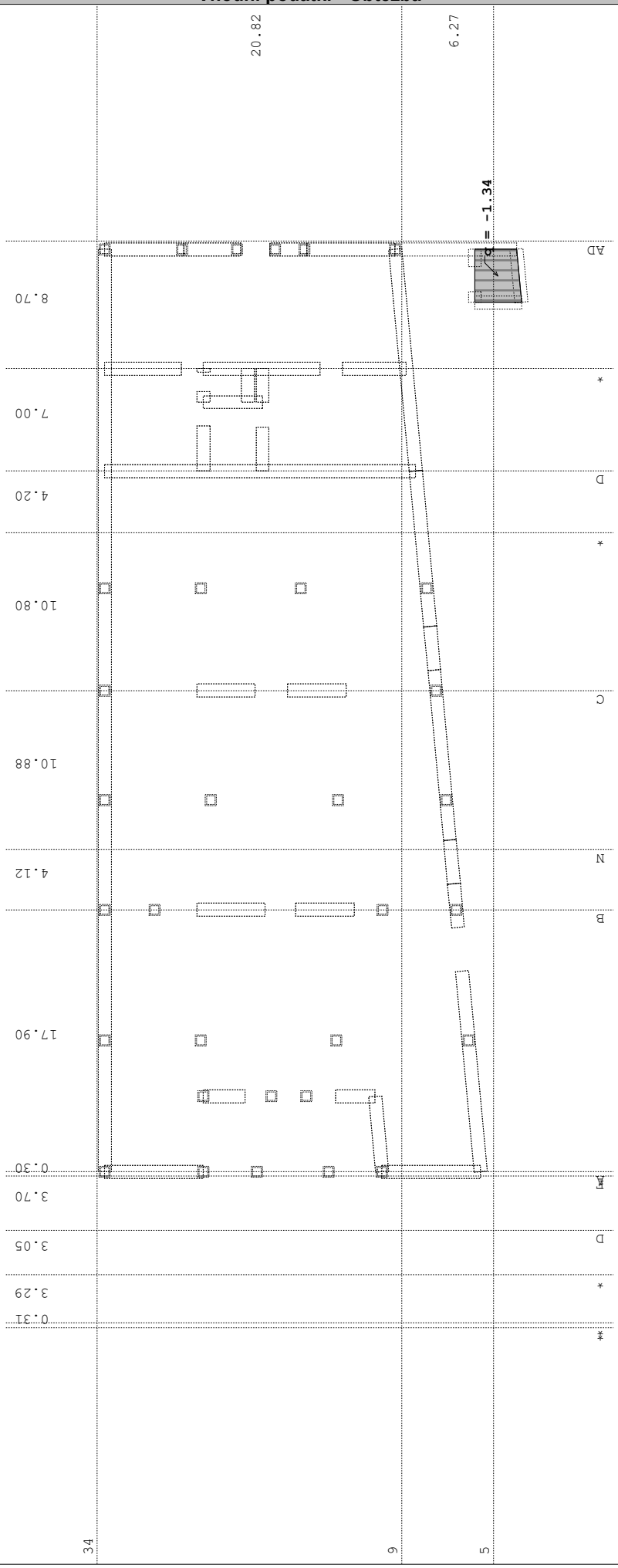

Obt. 6: sneg-y

Nivo: [4.50 m]

Vhodni podatki - Obtežba

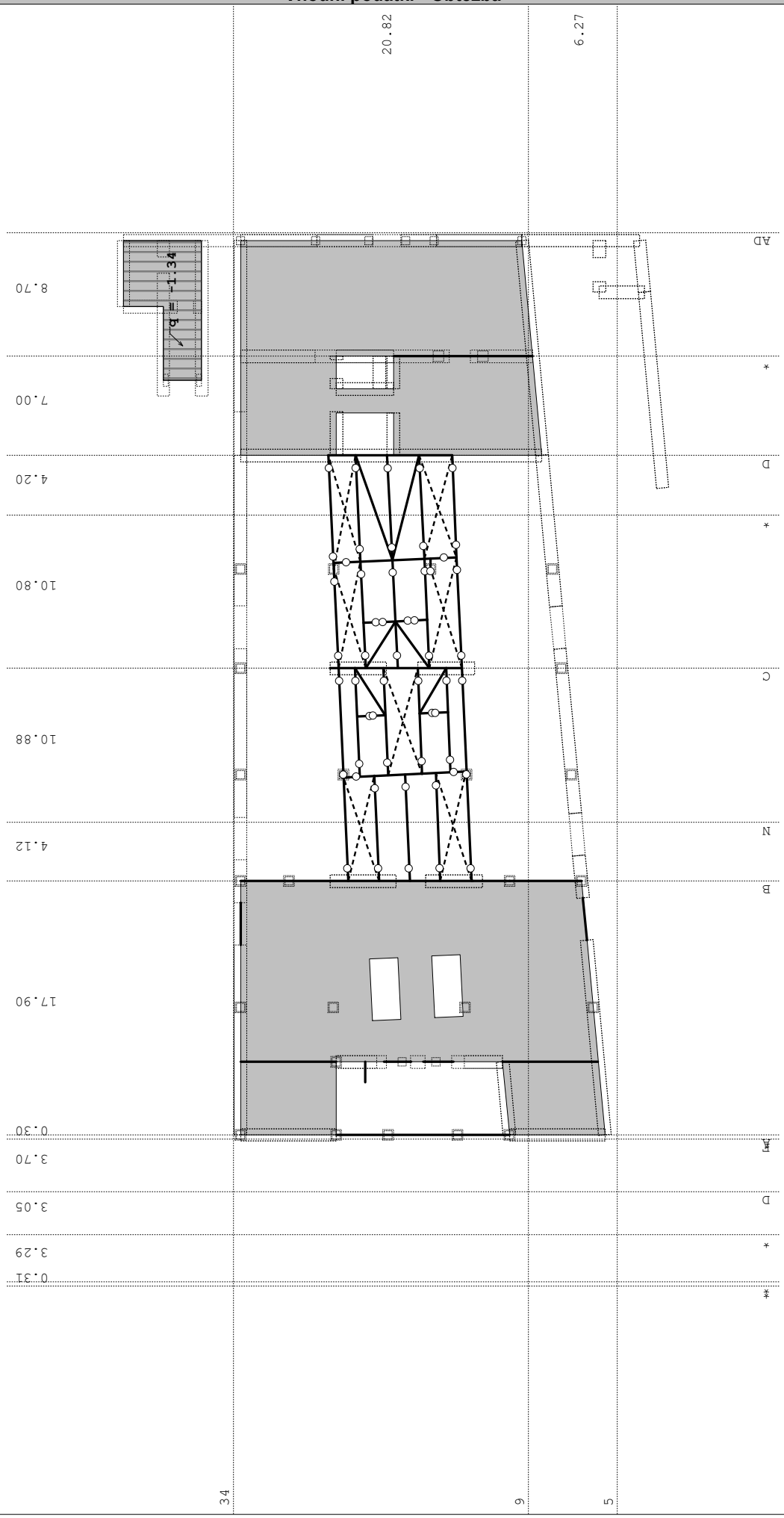

Obt. 6: sneg-y

Nivo: pl nad PR [3.90 m]

Vhodni podatki - Obtežba

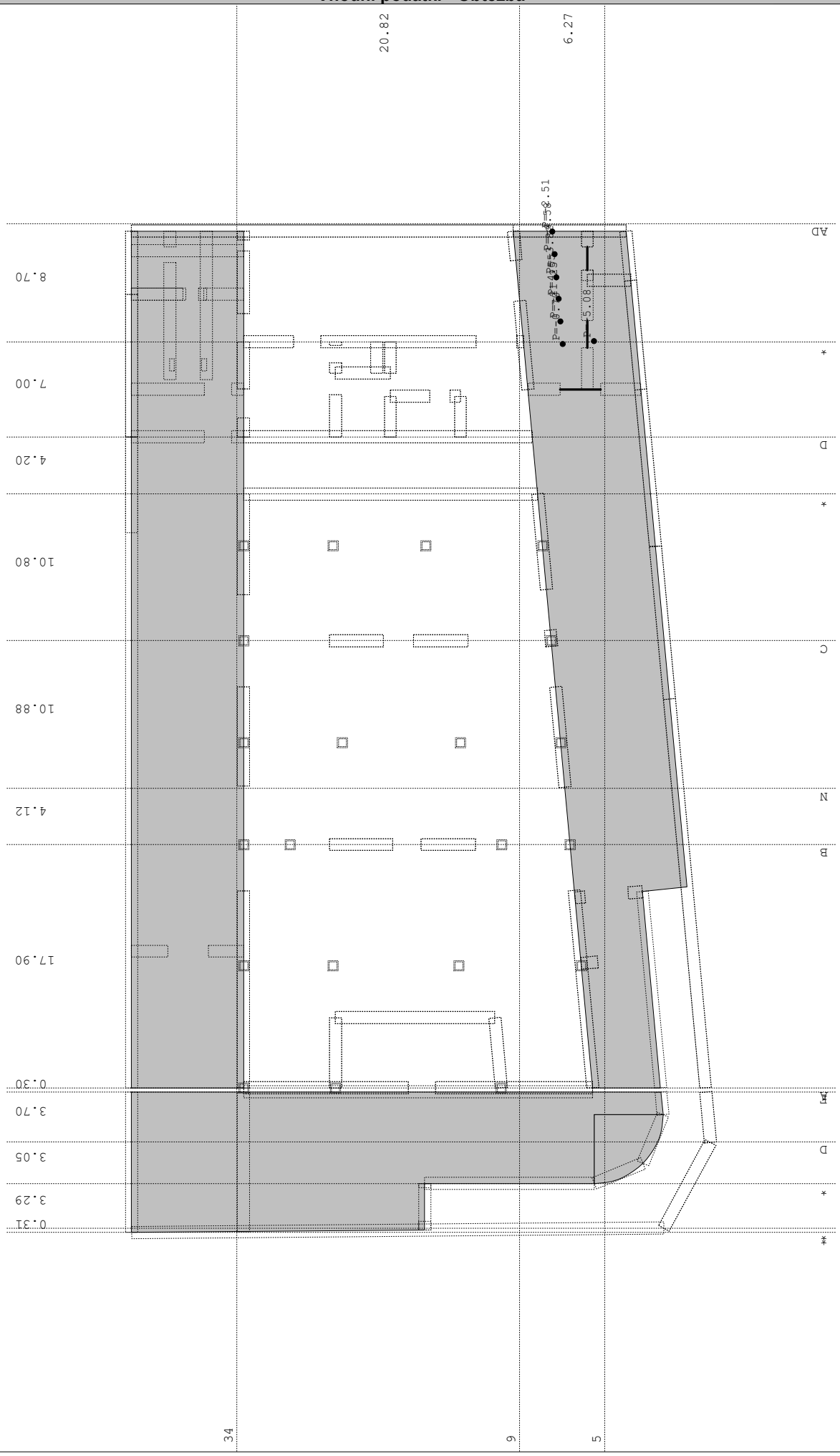

Obt. 6: sneg-y

Nivo: Plošča povozne površine [-0.35 m]

Vhodni podatki - Obtežba

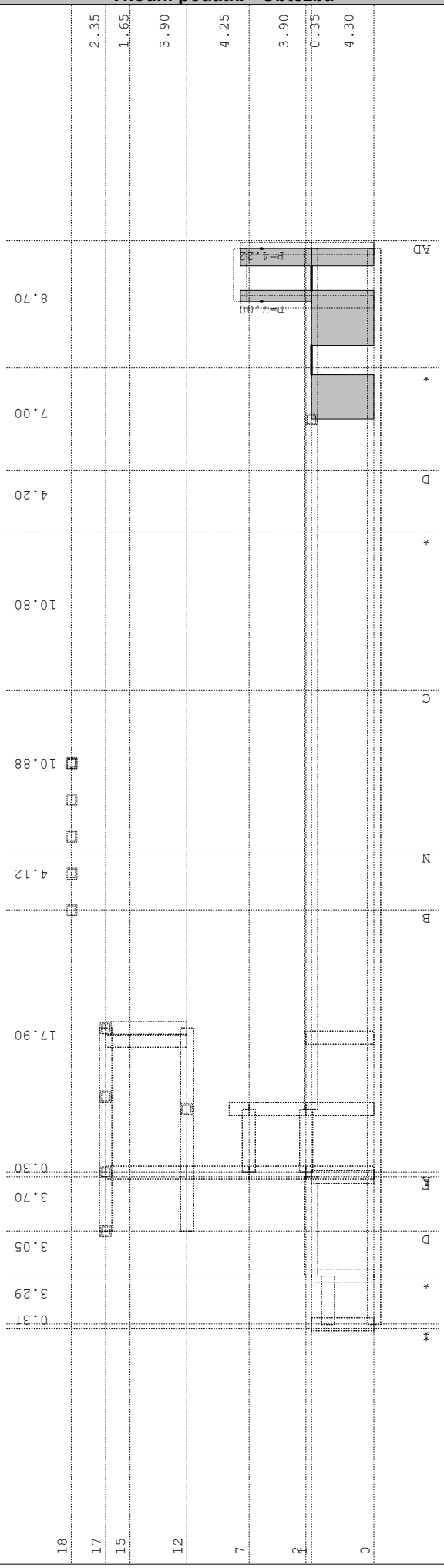

Obt. 6: sneg-y

Okvir: H_2

Vhodni podatki - Obtežba

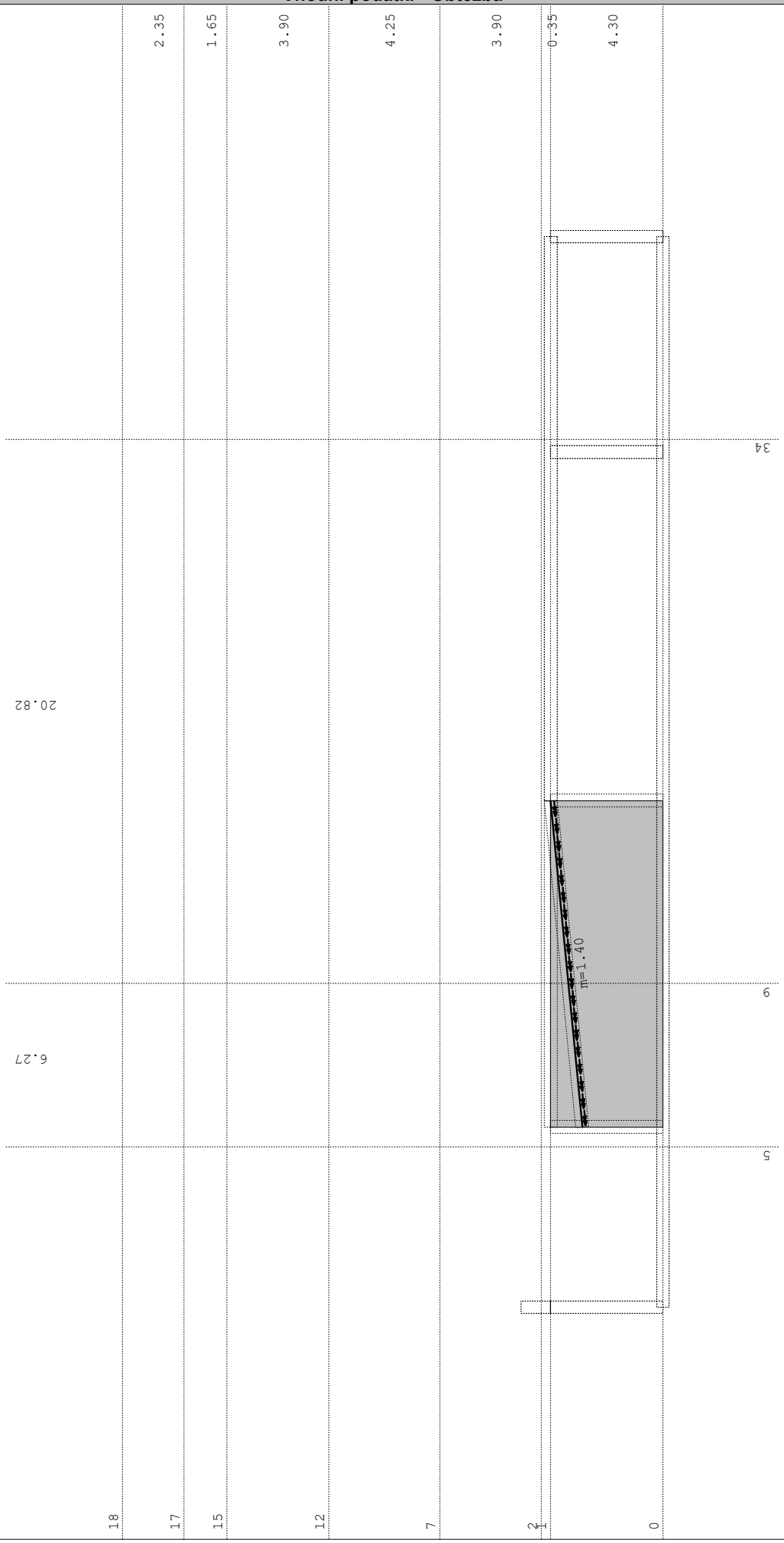

Obt. 6: sneg-y

Okvir: V_1

Vhodni podatki - Obtežba

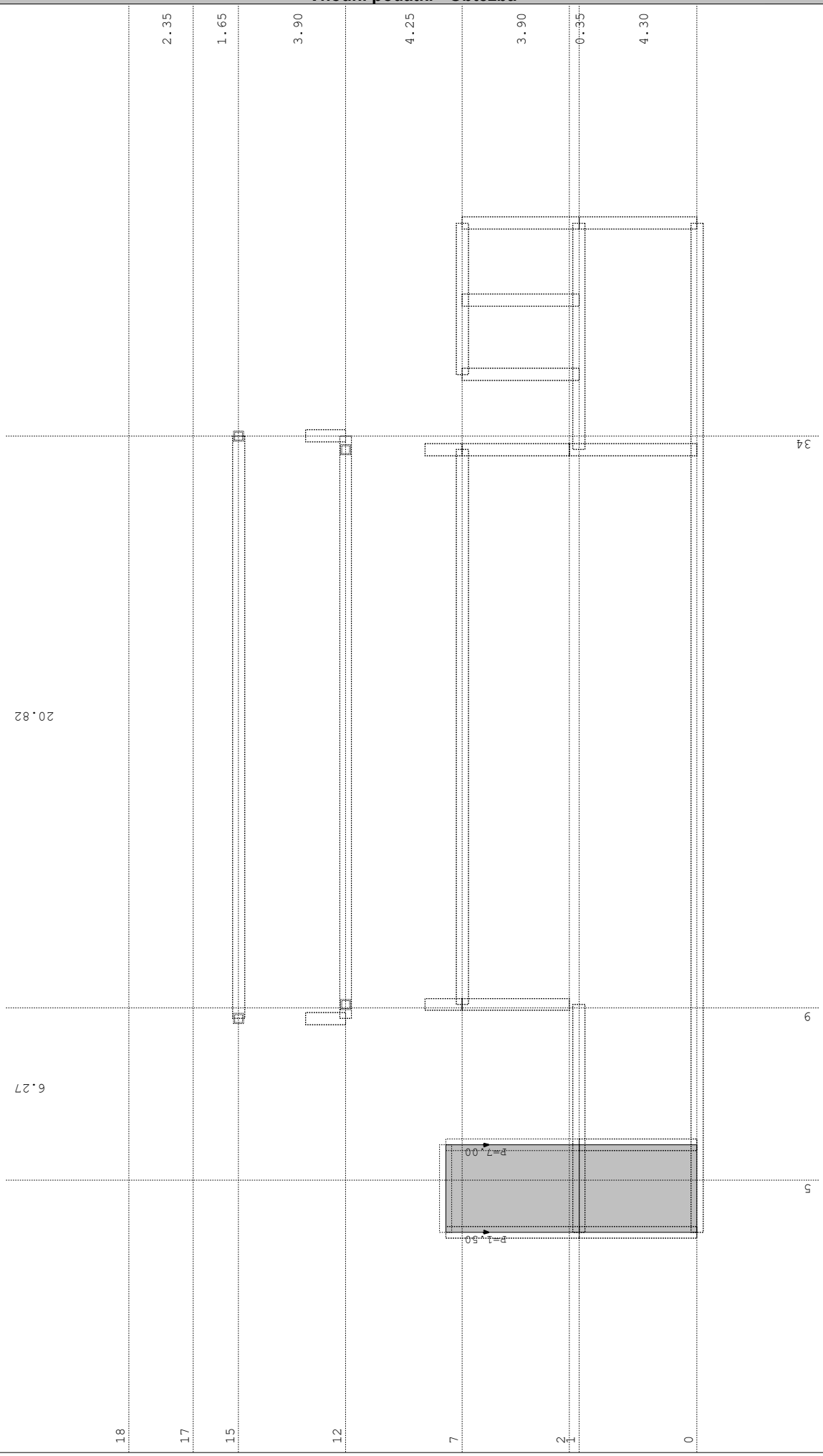

Obt. 6: sneg-y

Okvir: V_22

Vhodni podatki - Obtežba

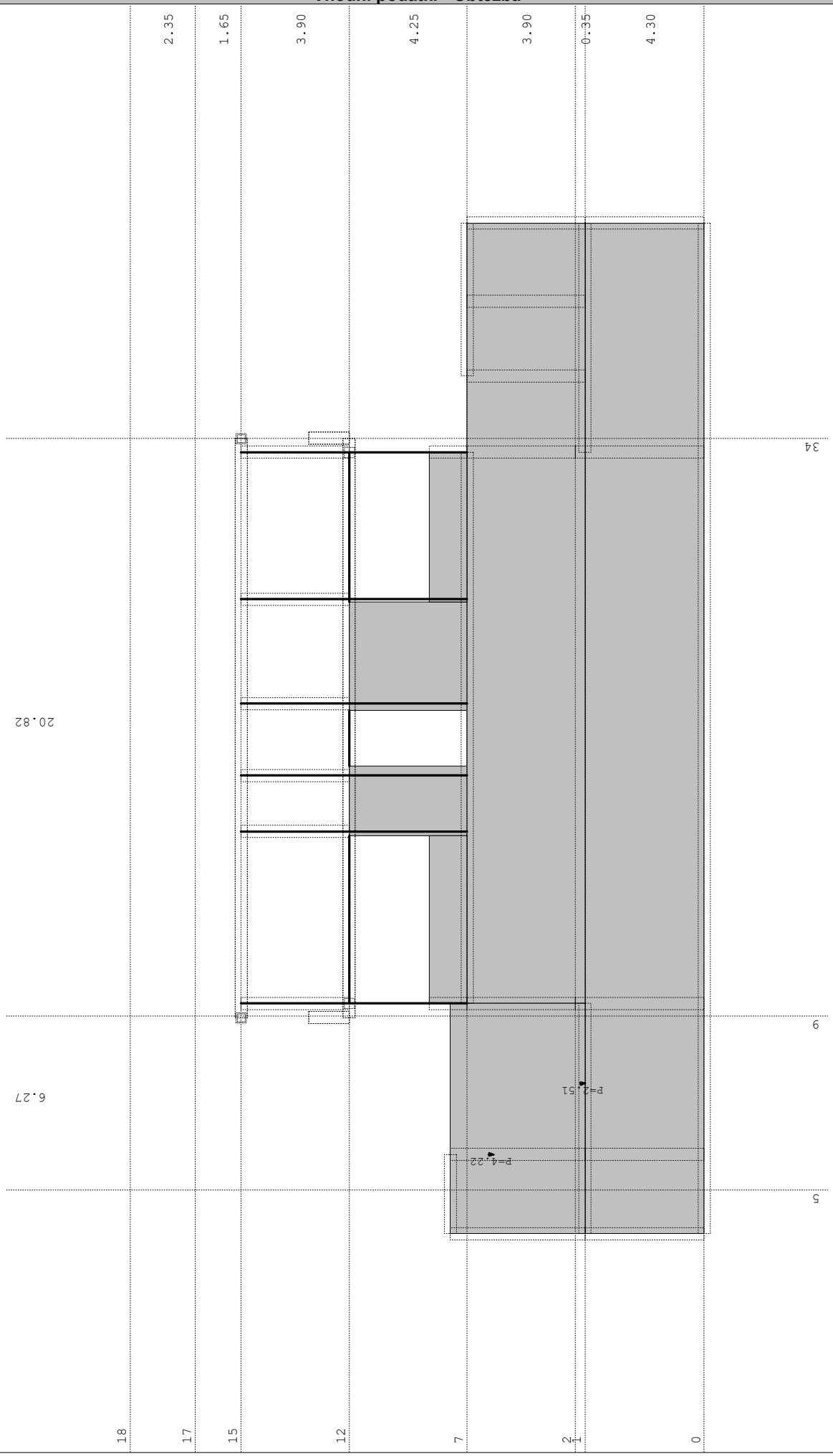

Obt. 6: sneg-y

Okvir: V_24

Vhodni podatki - Obtežba



Vhodni podatki - Obtežba

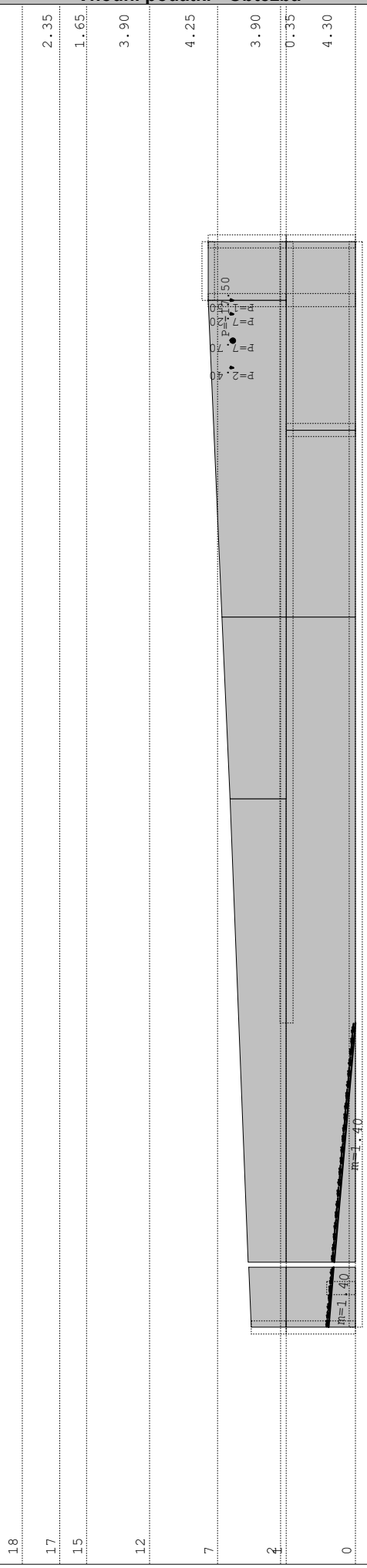

Obt. 6: sneg-y

Okvir: K_1

Vhodni podatki - Obtežba

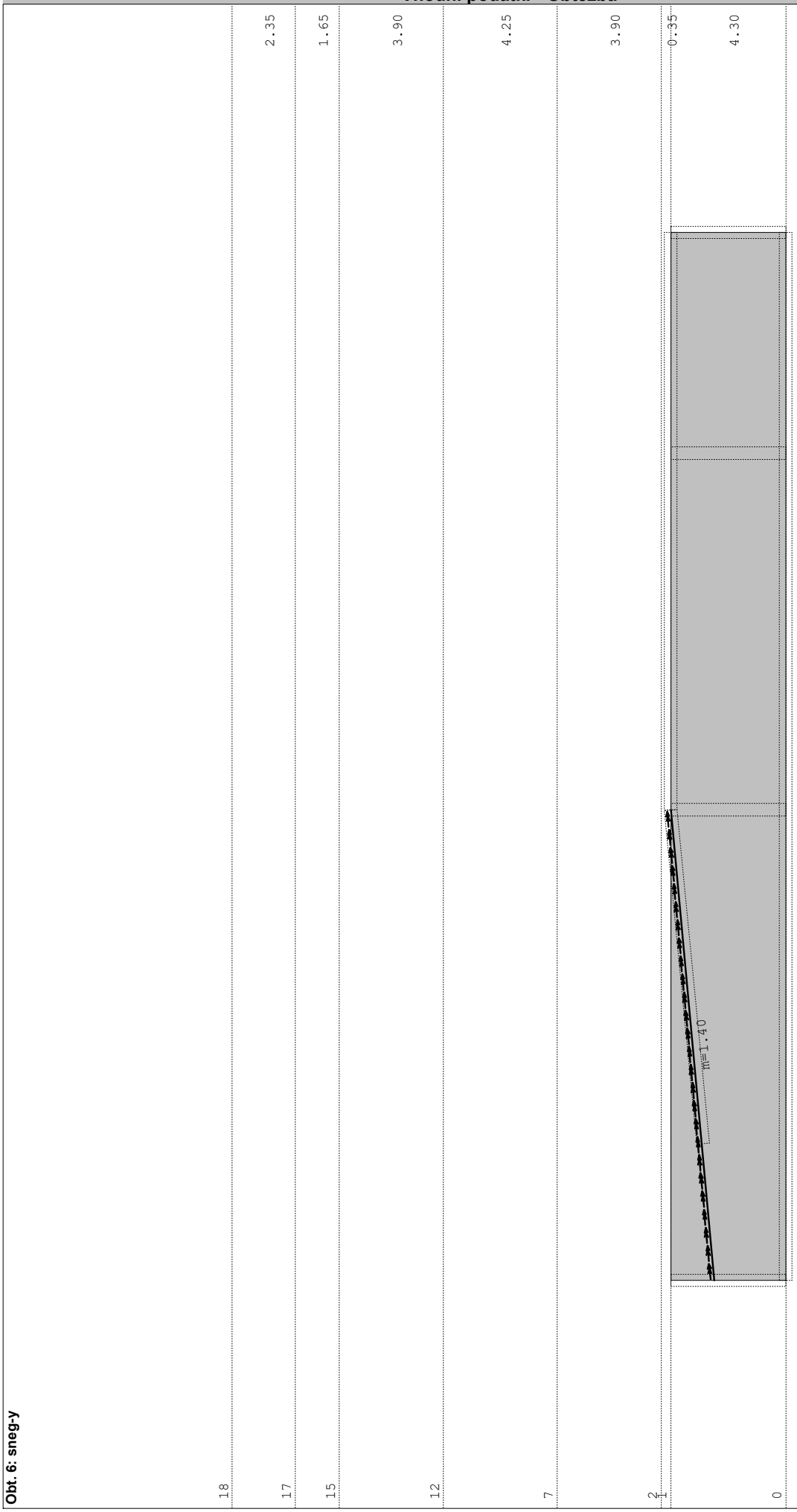

Obt. 6: sneg-y

Okvir: K_7

Vhodni podatki - Obtežba

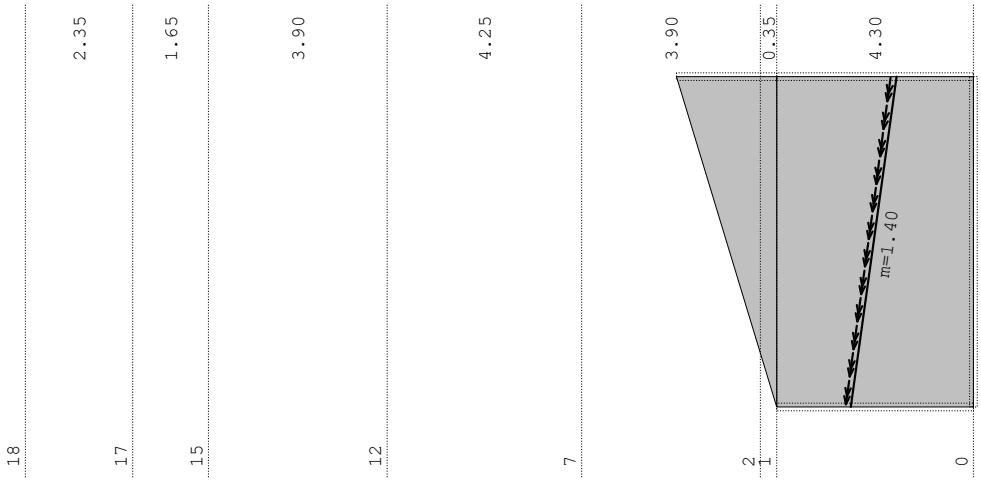

Obt. 6: sneg-y

Okvir: K_14

Vhodni podatki - Obtežba

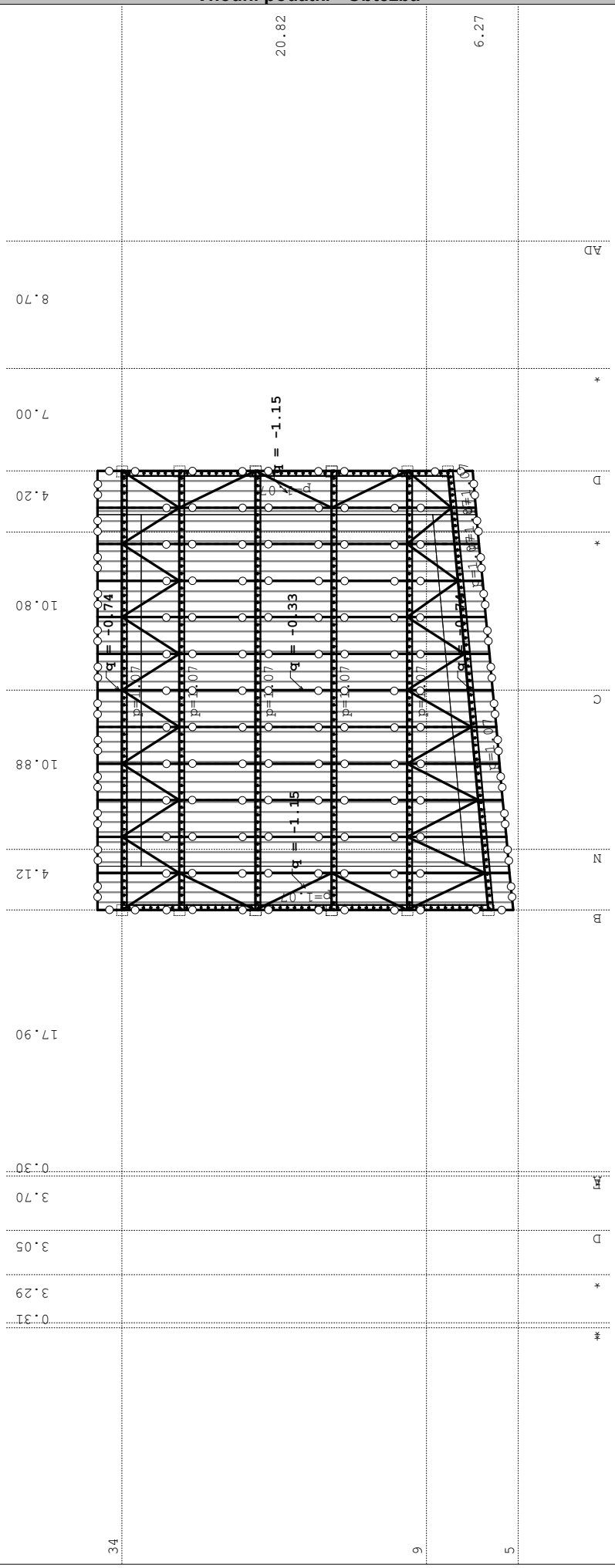

Obt. 7: veter +

Nivo: streha atrij [16.05 m]

Vhodni podatki - Obtežba

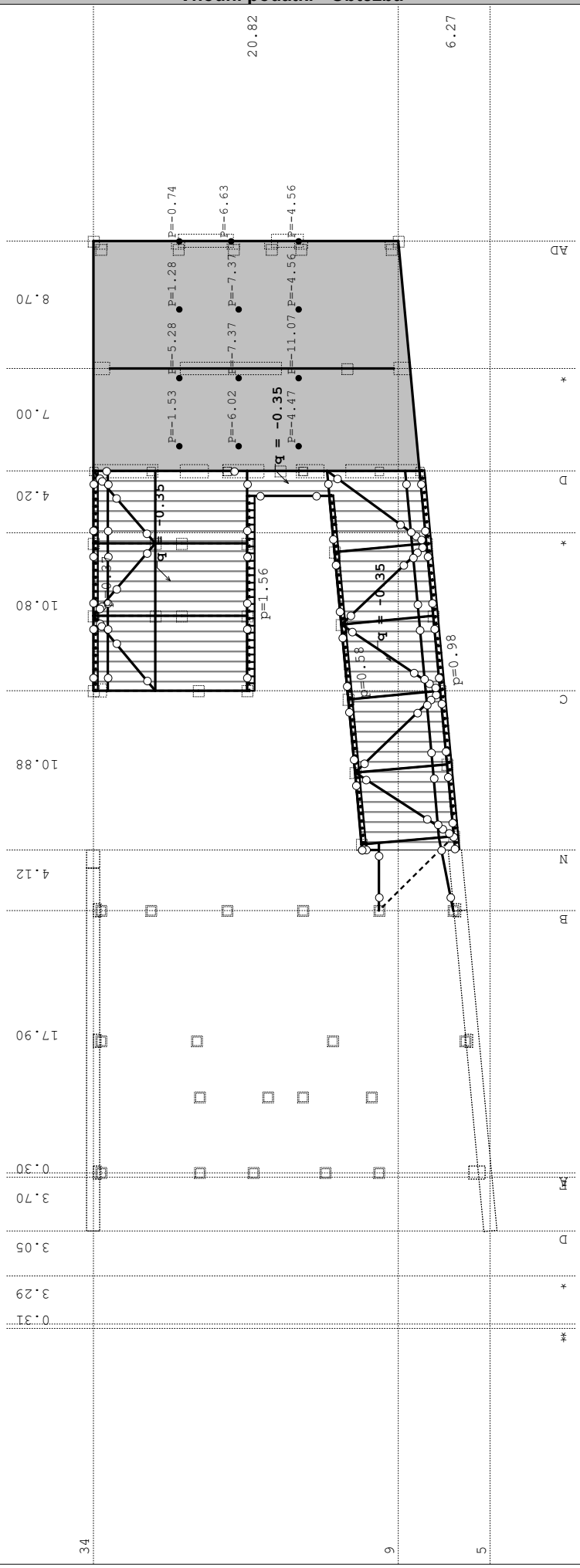

Obt. 7: veter +

Nivo: pl nad 1.n [12.05 m]

Vhodni podatki - Obtežba

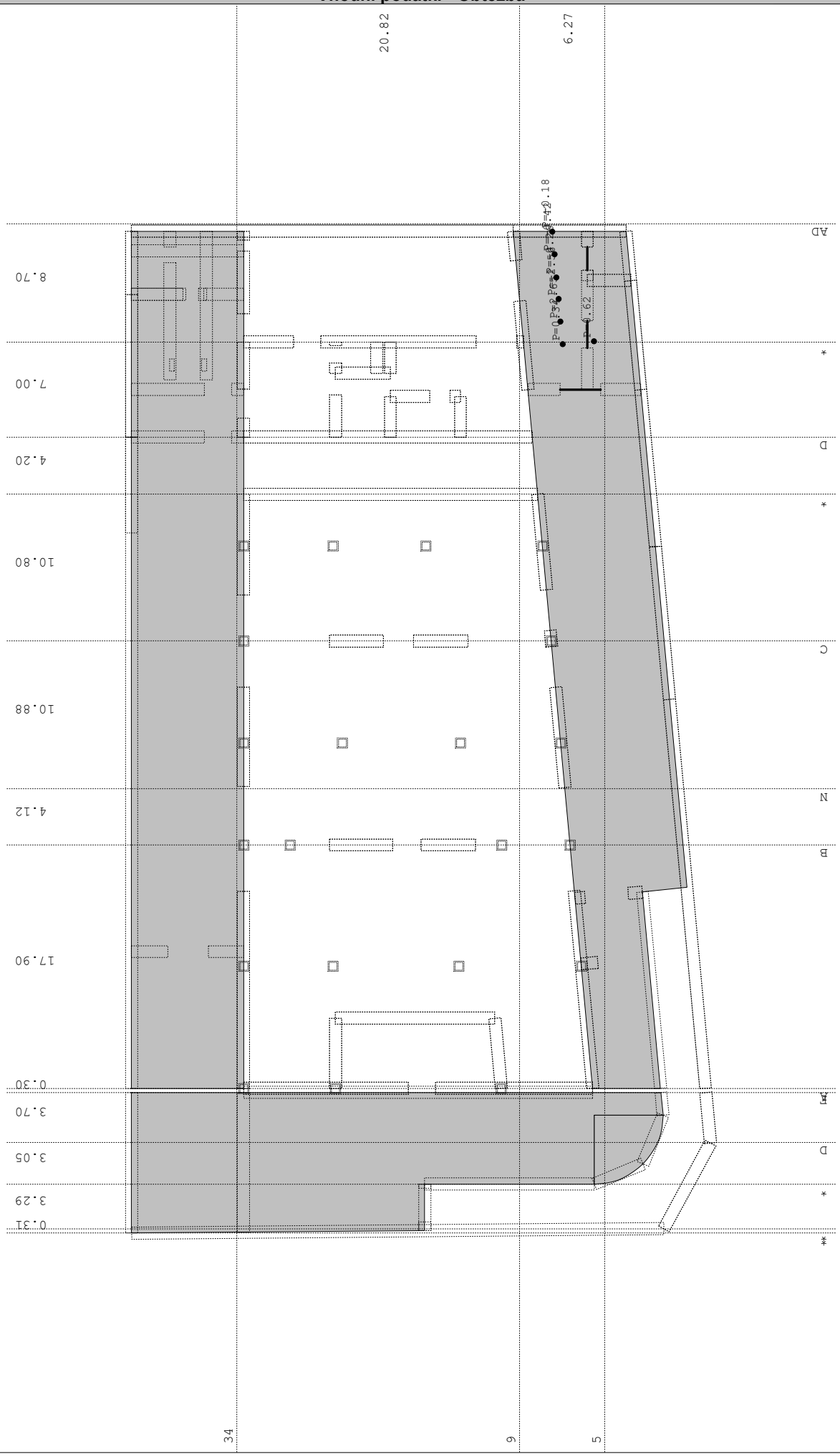

Obt. 7: veter +

Nivo: Plošča povozne površine [-0.35 m]

Vhodni podatki - Obtežba

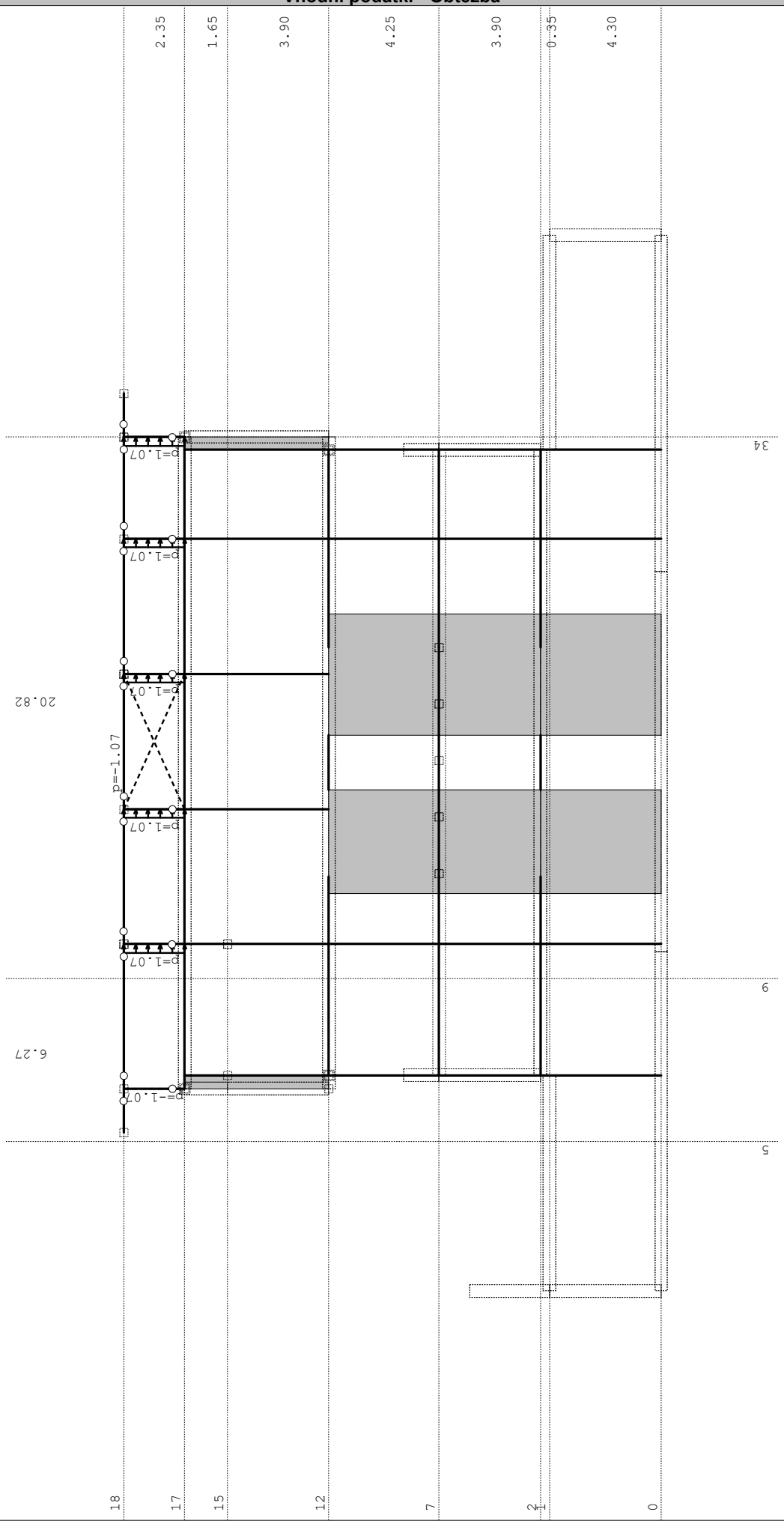

Obt. 7: veter +

Okvir: V_8

Vhodni podatki - Obtežba

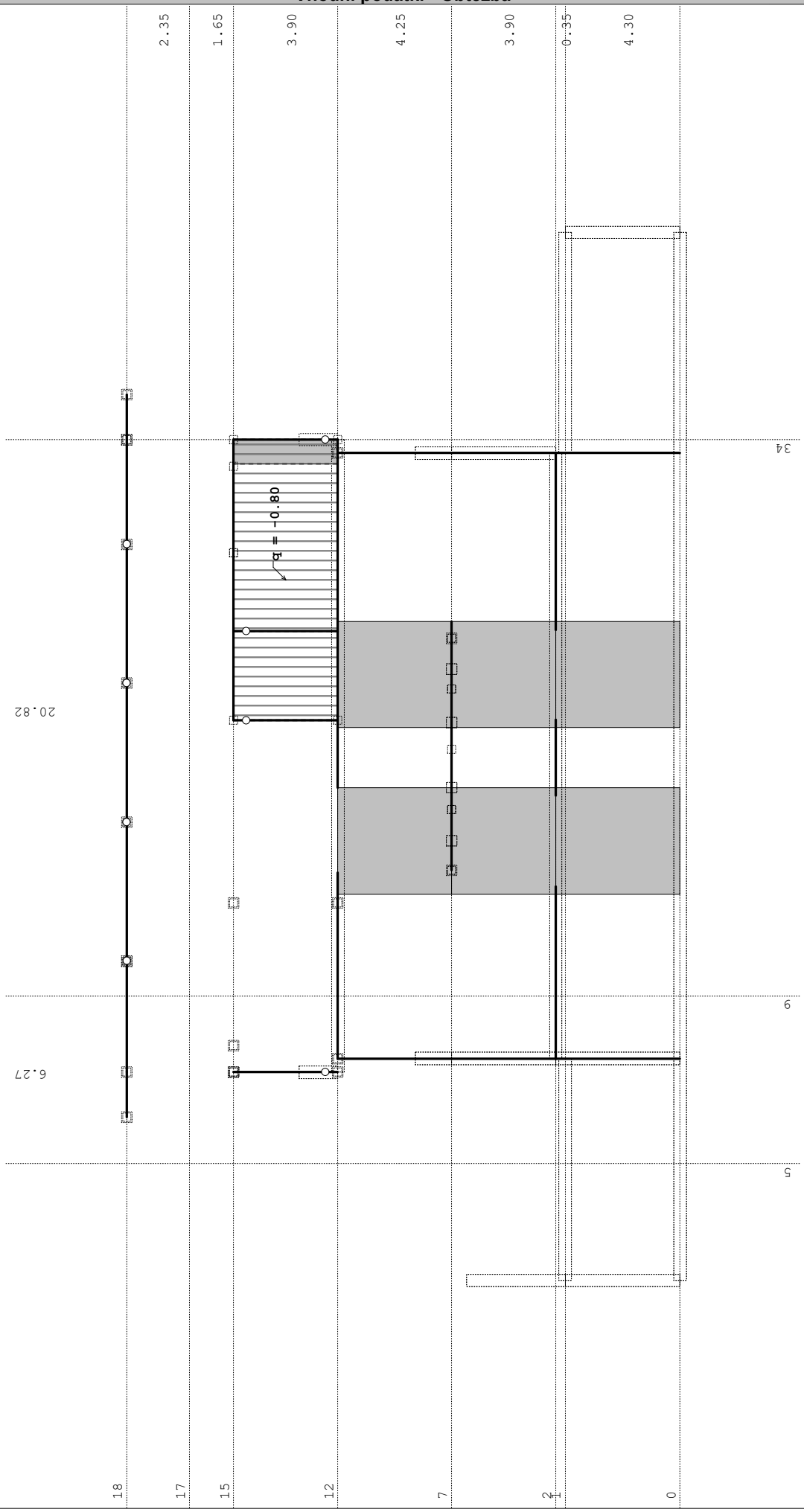

Obt. 7: veter +

Okvir: V_10

Vhodni podatki - Obtežba

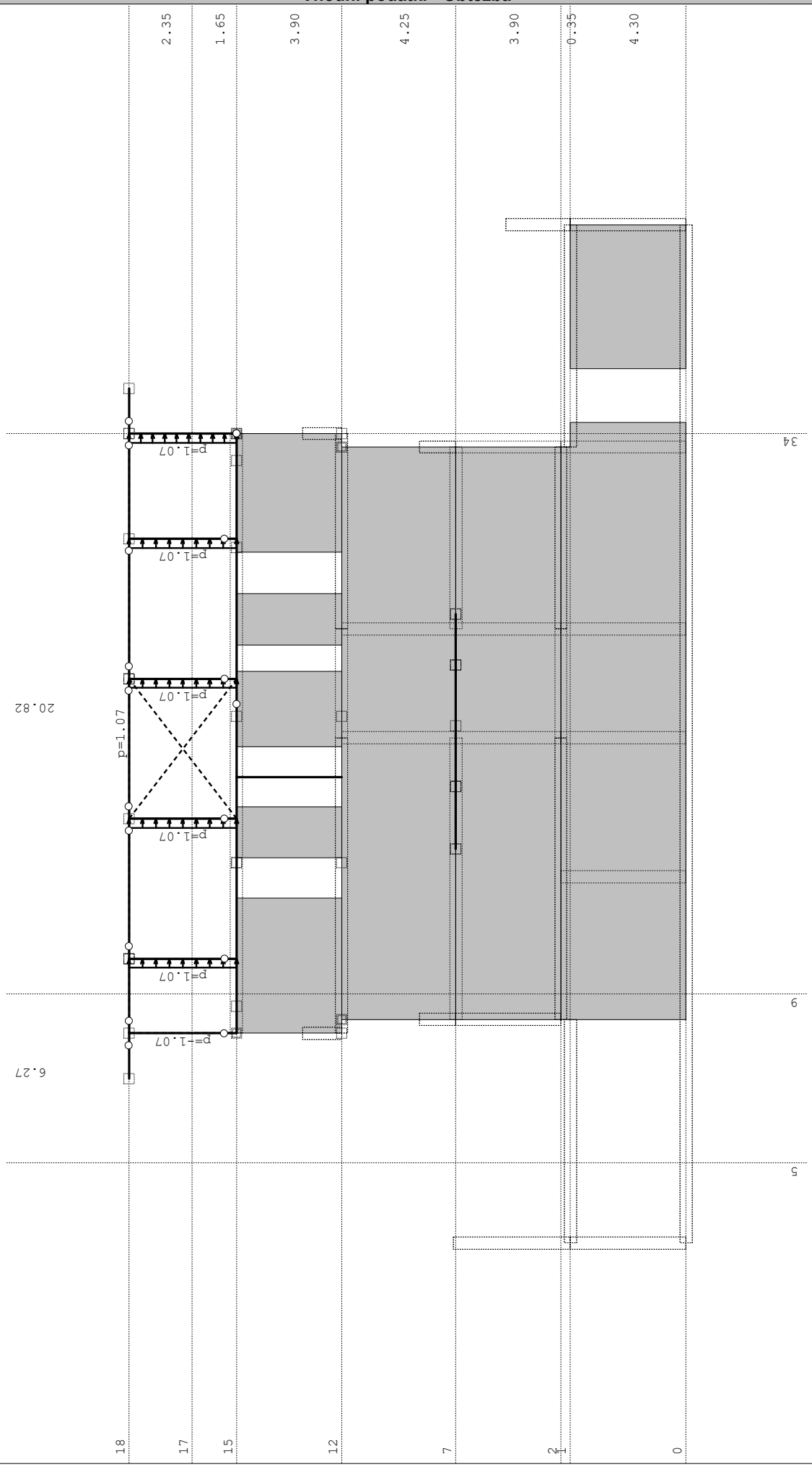

Obt. 7: veter +

Okvir: V_14

Vhodni podatki - Obtežba

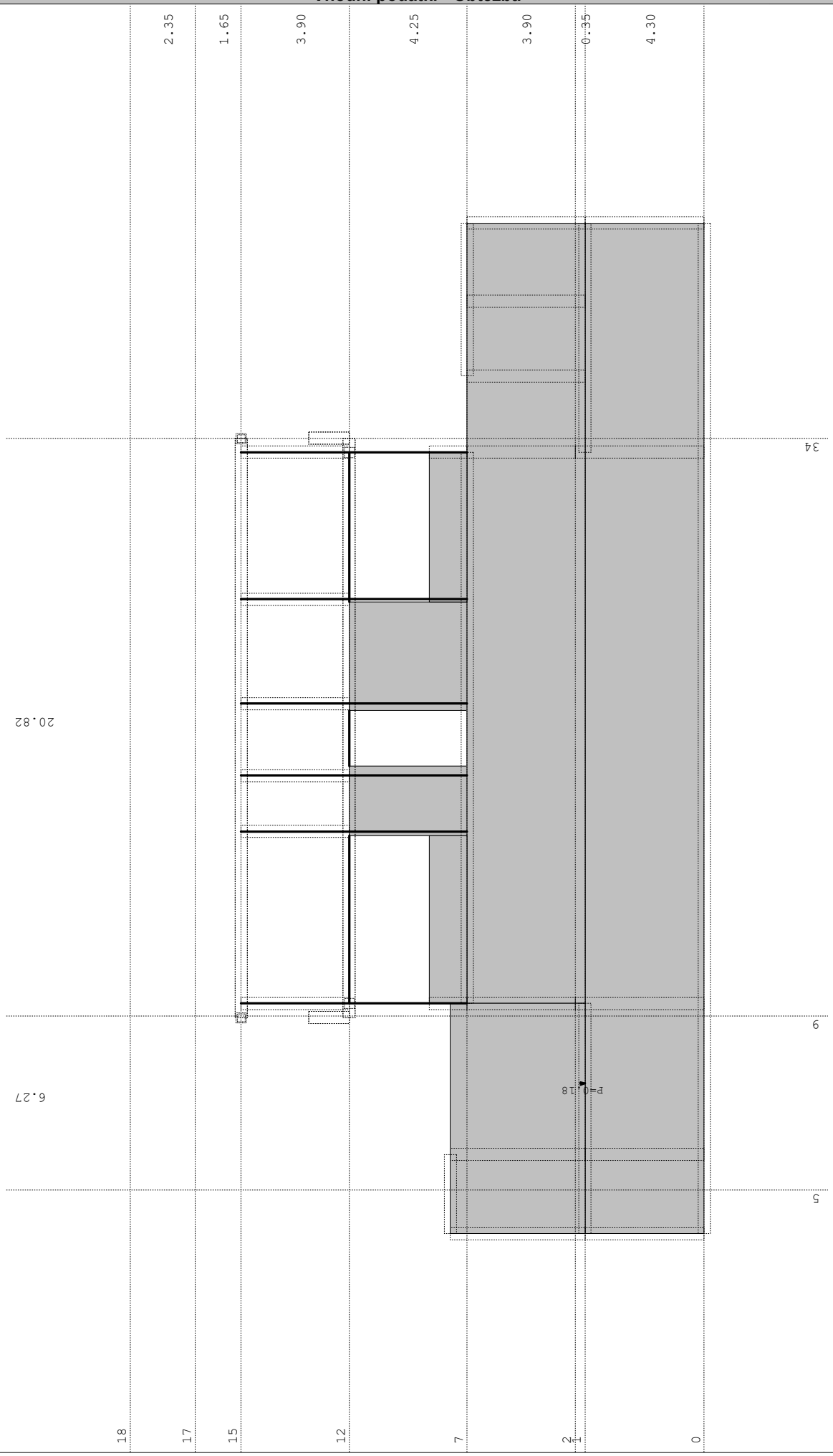

Obt. 7: veter +

Okvir: V_24

Vhodni podatki - Obtežba



Obt. 7: veter +

Okvir: V_25

Vhodni podatki - Obtežba

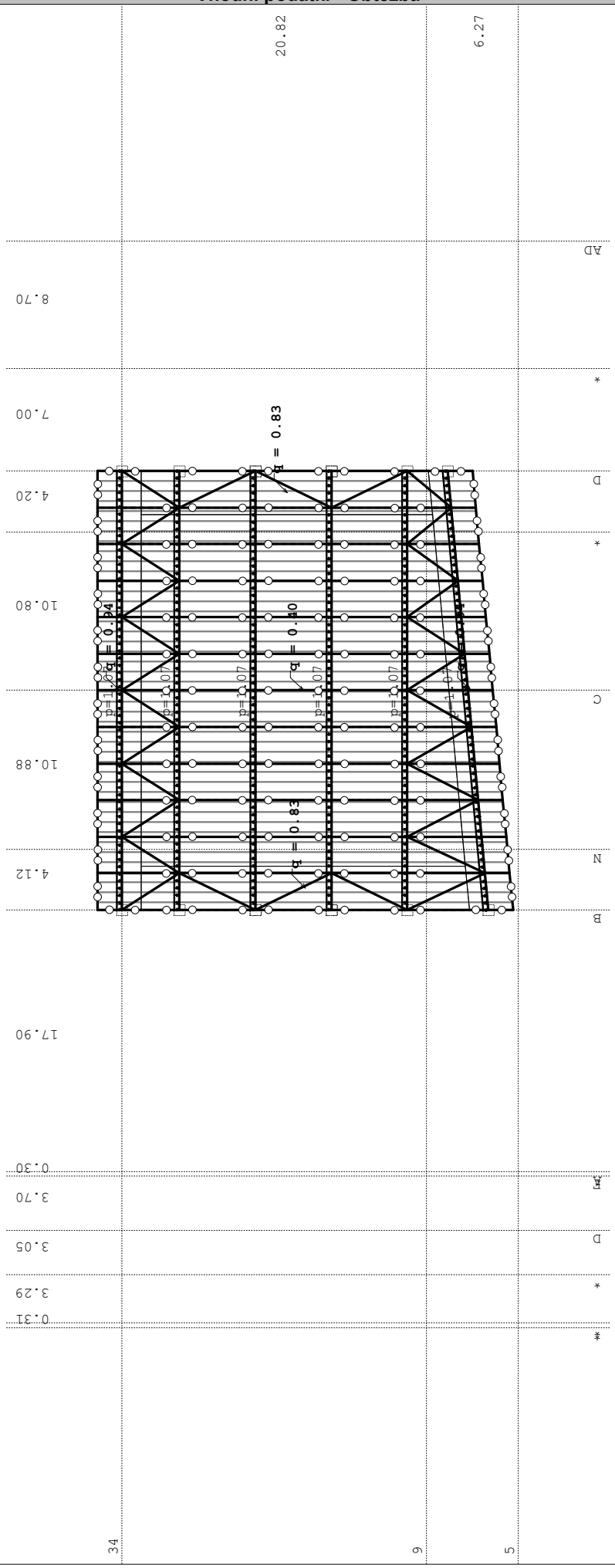

Obt. 8: veter -

Nivo: streha atrij [16.05 m]

Vhodni podatki - Obtežba

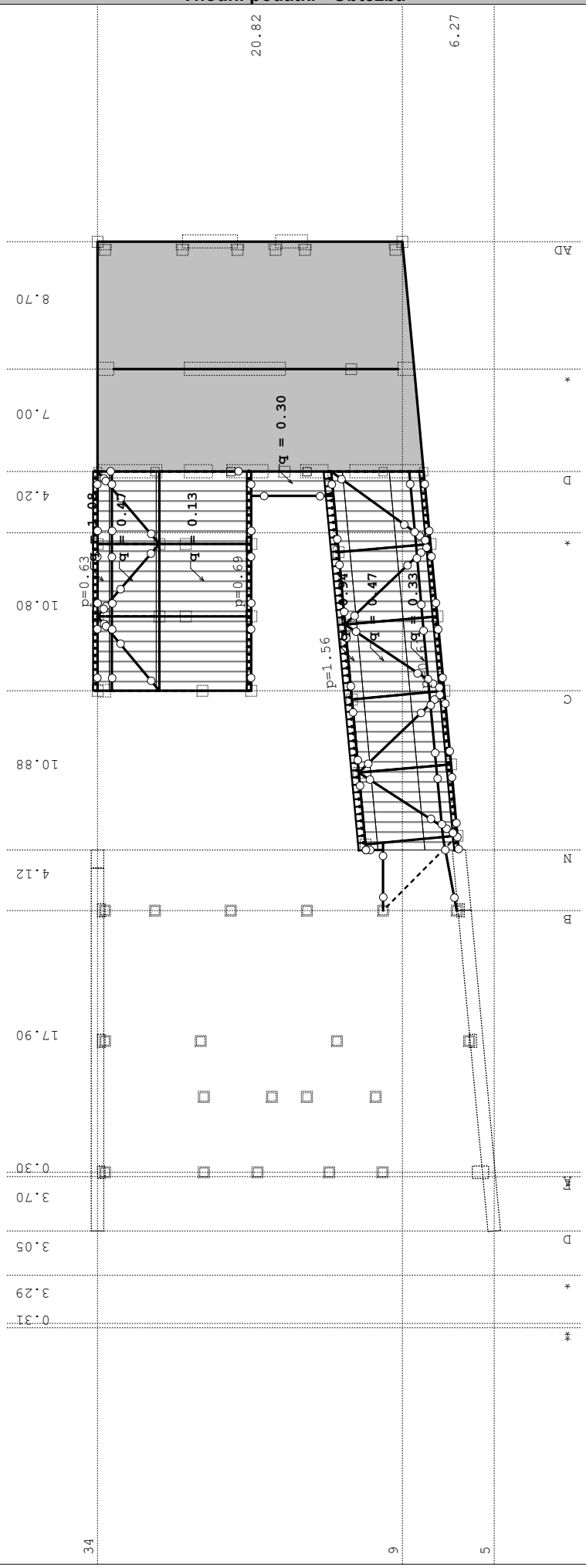

Obt. 8: veter -

Nivo: pl nad 1.n [12.05 m]

Vhodni podatki - Obtežba

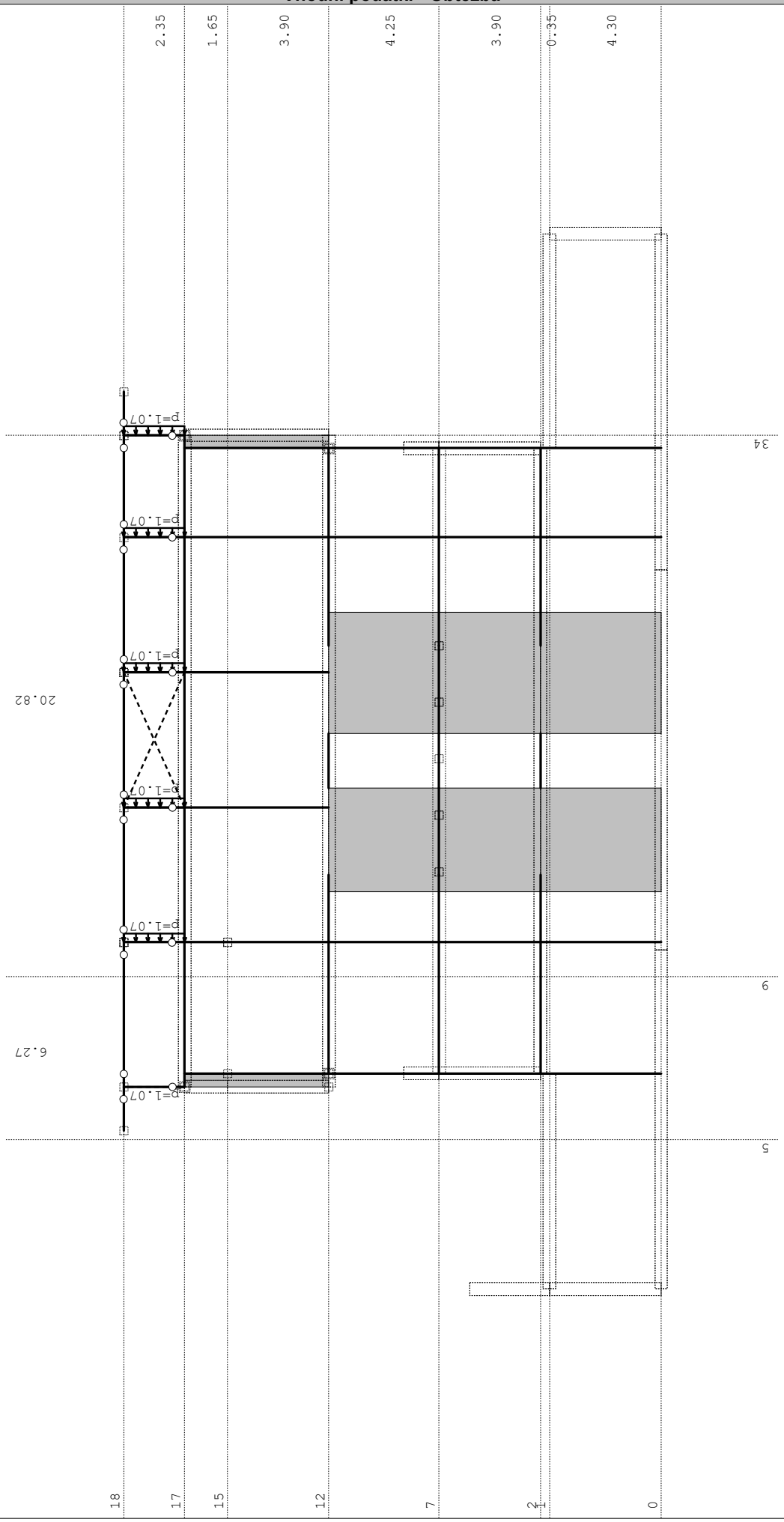

Obt. 8: veter -

Okvir: V_8

Vhodni podatki - Obtežba

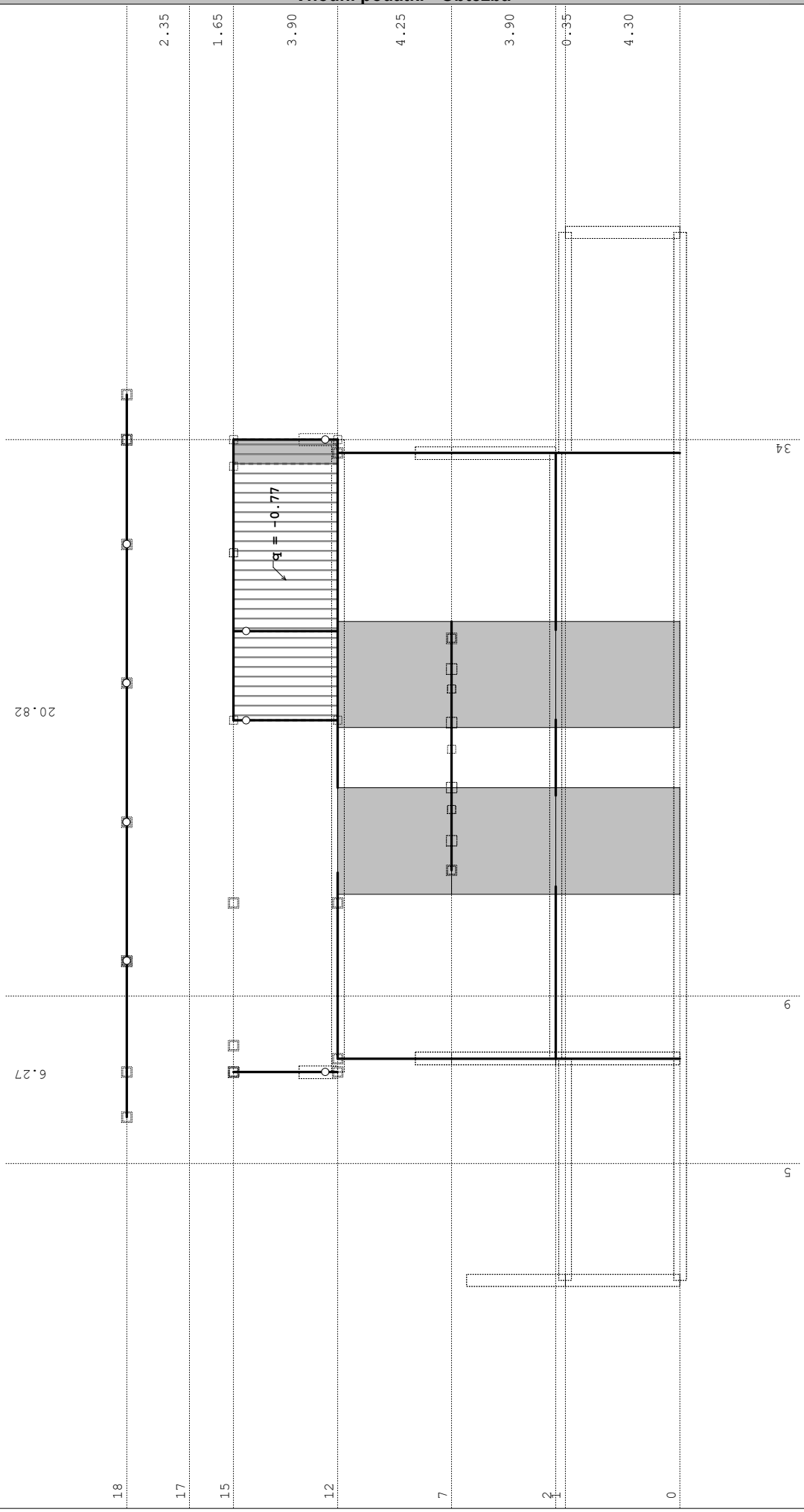

Obt. 8: veter -

Okvir: V_10

Vhodni podatki - Obtežba

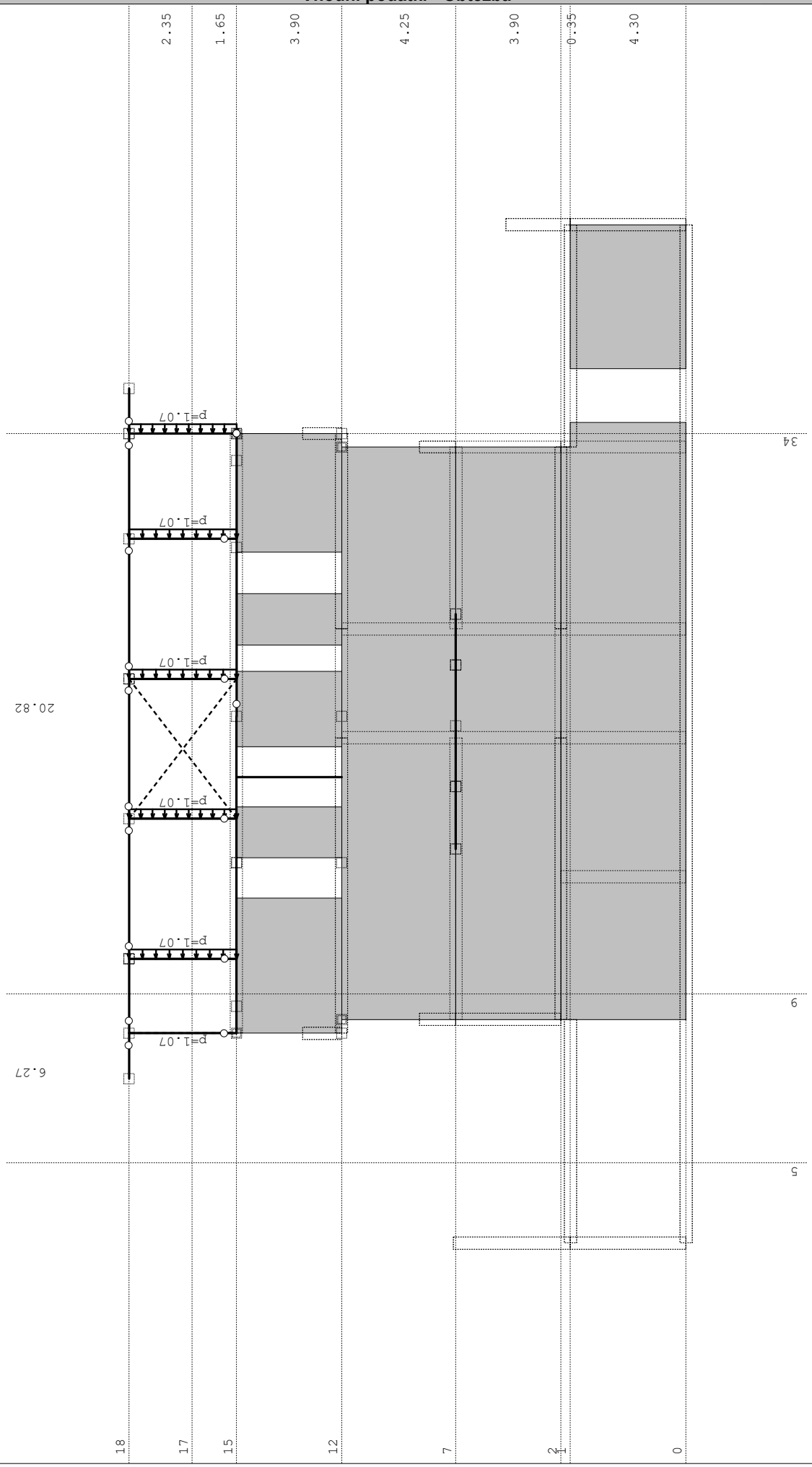

Obt. 8: veter -

Okvir: V_14

Vhodni podatki - Obtežba

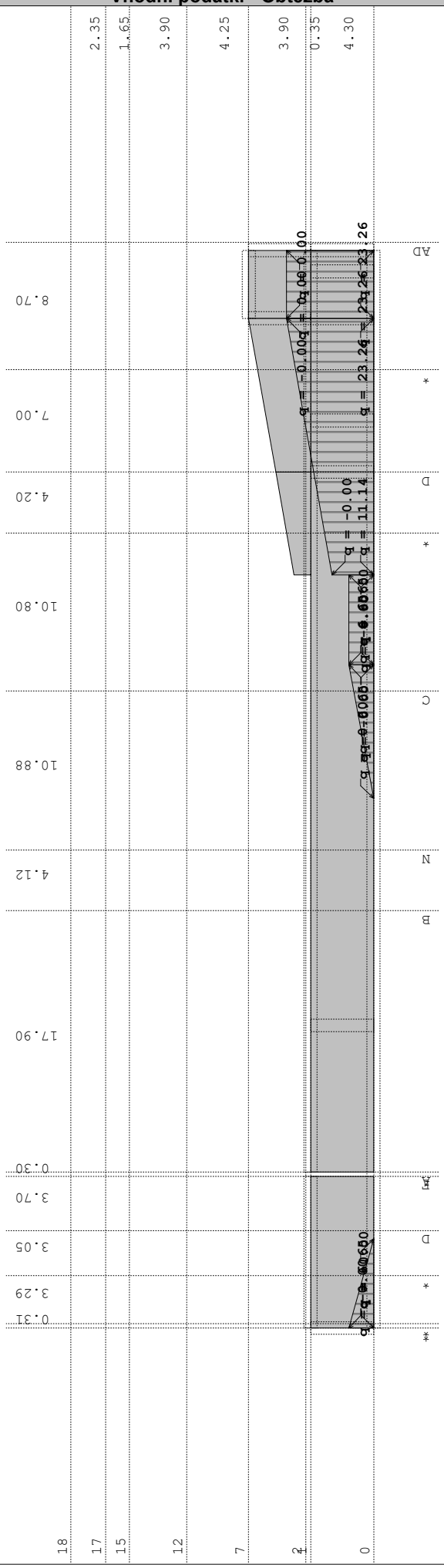

Obt. 9: Vodni pritisk

Okvir: H_21

Vhodni podatki - Obtežba

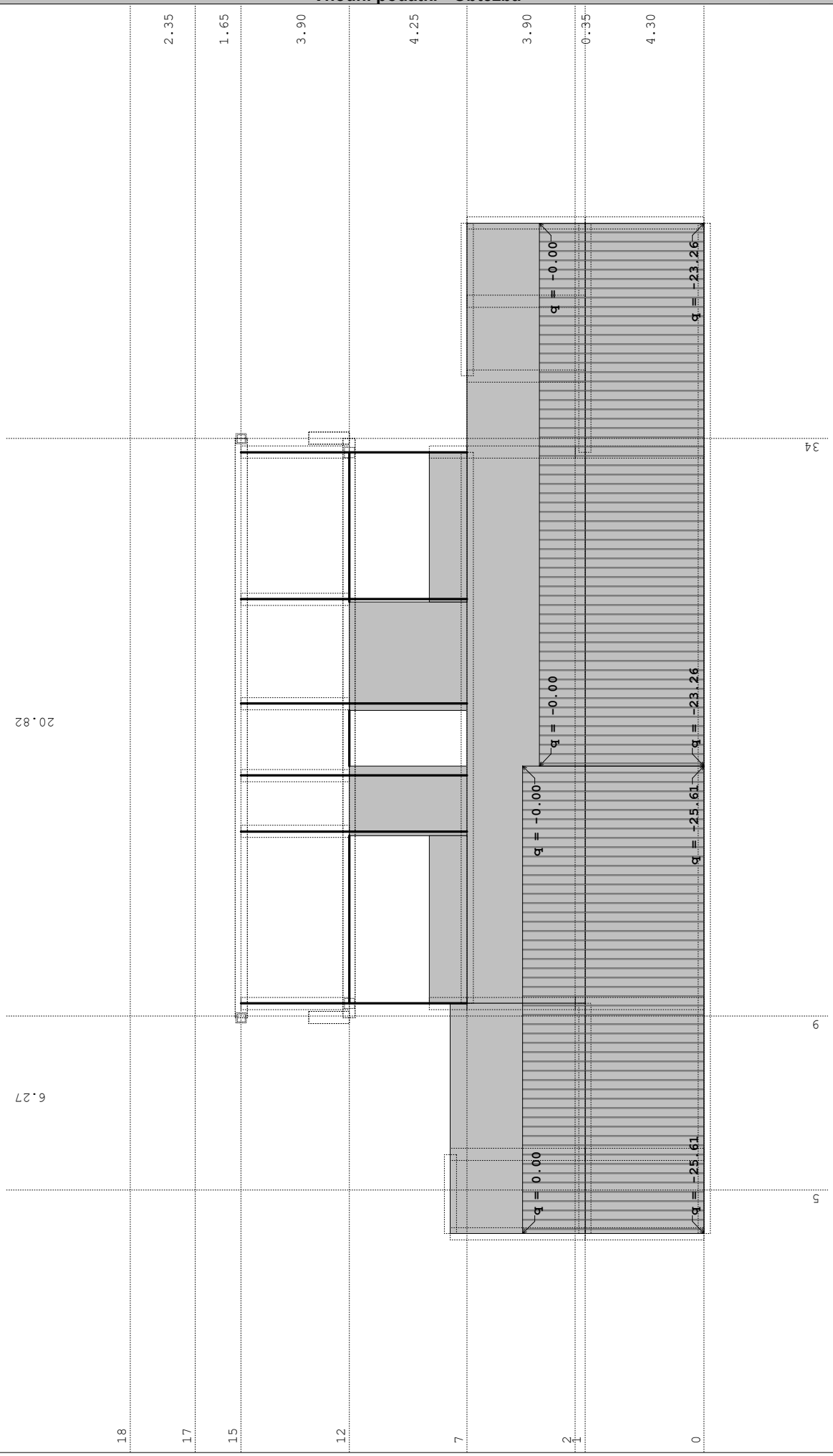

Obt. 9: Vodni pritisk

Okvir: V_24

Vhodni podatki - Obtežba

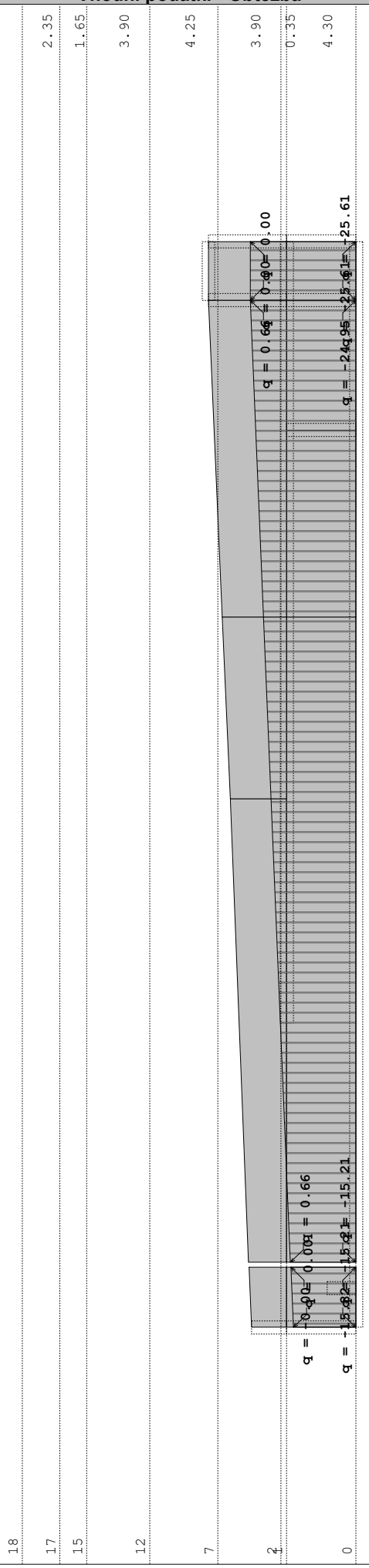

Obt. 9: Vodni pritisk

Okvir: K_1

Vhodni podatki - Obtežba



Obt. 9: Vodni pritisk

Okvir: K_7

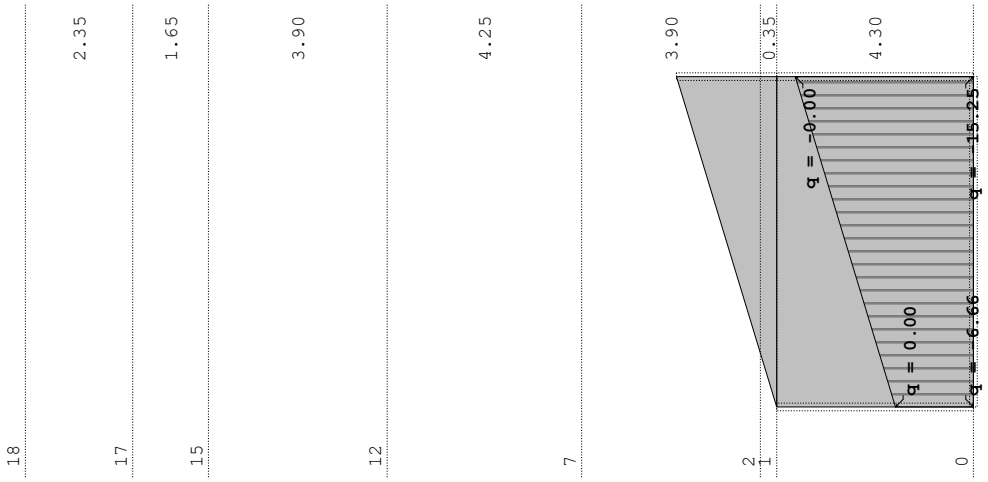

Obt. 9: Vodni pritisk

Okvir: K_14

Vhodni podatki - Obtežba

Točkovne obtežbe

No	LC	X [m]	Y [m]	Z [m]	Px [kN]	Py [kN]	Pz [kN]	Mx [kNm]	My [kNm]	Mz [kNm]
1	1	33.076	7.7429	12.050			1.3500			
2	1	60.250	17.390	12.050			-11.030			
3	1	64.917	17.390	12.050			-18.950			
4	1	69.583	17.390	12.050			-18.950			
5	1	69.583	25.550	12.050			-18.950			
6	1	64.917	25.550	12.050			-18.950			
7	1	74.250	17.390	12.050			-8.8700			
8	1	64.917	21.470	12.050			-26.300			
9	1	69.583	21.470	12.050			-26.300			
10	1	74.250	25.550	12.050			-7.6200			
11	1	74.250	22.010	12.050			-10.510			
12	1	60.250	25.550	12.050			-11.030			
13	1	60.250	21.470	12.050			-15.720			
14	1	65.406	7.4149	-0.3500			-3.1900			
15	1	67.078	7.5701	-0.3500			-5.6000			
16	1	68.721	7.7225	-0.3500			-5.4300			
17	1	70.315	7.8703	-0.3500			-3.7300			
18	1	72.007	8.0273	-0.3500			-3.9500			
19	1	73.700	8.1843	-0.3500			-2.3600			
20	1	65.620	5.1048	-0.3500			-7.3700			
21	1	67.576	2.2031	2.9500			-2.1500			
22	1	65.903	2.0479	2.9500			-0.7000			
23	1	69.219	2.3555	2.9500			-2.1500			
24	1	70.075	2.4349	2.9500			-0.7500			
25	1	70.075	5.6212	2.9500			-2.5300			
26	1	73.700	5.6212	2.9500			-1.3700			
27	1	13.810	20.600	0.0000			-2.7000			
28	1	13.640	21.840	0.0000			-3.0200			
29	1	15.800	20.840	3.9000			-3.7000			
30	1	15.800	22.110	3.9000			-8.1000			
31	1	14.350	22.110	3.9000			-0.5400			
32	1	15.800	22.770	4.9200			-4.7000			
33	1	15.800	24.170	4.9200			-3.3200			
34	1	10.650	24.170	5.9000			-7.1800			
35	1	10.650	24.170	5.9000	2.0000					
36	1	10.650	20.520	6.7100	3.1300					
37	1	10.650	20.520	6.7100			-13.400			
38	1	10.650	20.520	3.3000	3.9000					
39	1	10.650	20.520	3.3000			-11.850			
40	1	10.650	24.170	2.5200			-6.6500			
41	1	10.650	24.170	2.5200	5.7000					
42	1	10.650	24.170	2.5200		-11.900				
43	1	10.650	20.520	3.3000		11.420				
44	1	10.650	24.170	5.9000		-9.3400				
45	1	10.650	20.520	6.7100		8.9000				
46	1	15.800	22.770	1.0200			-2.8500			
47	1	15.800	24.170	1.0200			-3.3400			
48	1	15.800	22.110	1.0200			-2.8500			
49	1	15.800	20.648	1.0200			-2.7000			
50	1	15.800	20.840	8.1500			-7.2200			
51	1	15.800	22.110	8.1500			-8.1600			
52	1	57.056	9.0128	12.050			-3.9200			
53	1	55.563	8.8742	12.050			-3.9200			
54	1	54.069	8.7357	12.050			-3.9200			
55	1	52.576	8.5971	12.050			-3.9200			
56	1	51.082	8.4586	12.050			-3.9200			
57	1	49.588	8.3200	12.050			-3.9200			
58	1	48.095	8.1815	12.050			-3.9200			
59	1	46.601	8.0429	12.050			-3.9200			
60	1	45.108	7.9044	12.050			-3.9200			
61	1	43.614	7.7658	12.050			-3.9200			
62	1	42.121	7.6272	12.050			-3.9200			
63	1	40.627	7.4887	12.050			-3.9200			
64	1	39.133	7.3501	12.050			-3.9200			
65	1	37.640	7.2116	12.050			-3.9200			
66	1	36.146	7.0730	12.050			-3.9200			
67	1	34.653	6.9345	12.050			-3.9200			
68	1	33.159	6.7959	12.050			-3.9200			
69	1	37.548	8.2030	12.050			1.3500			
70	1	39.041	8.3416	12.050			1.3500			
71	1	40.535	8.4802	12.050			1.3500			
72	1	42.029	8.6187	12.050			1.3500			
73	1	43.522	8.7573	12.050			1.3500			
74	1	45.016	8.8958	12.050			1.3500			
75	1	46.509	9.0344	12.050			1.3500			
76	1	48.003	9.1729	12.050			1.3500			
77	1	49.497	9.3115	12.050			1.3500			
78	1	50.990	9.4500	12.050			1.3500			
79	1	52.484	9.5886	12.050			1.3500			
80	1	53.977	9.7272	12.050			1.3500			
81	1	55.471	9.8657	12.050			1.3500			
82	1	56.964	10.004	12.050			1.3500			
83	1	36.054	8.0645	12.050			1.3500			
84	1	34.561	7.9259	12.050			1.3500			
85	1	45.050	31.430	12.050			-3.9200			
86	1	46.550	31.430	12.050			-3.9200			
87	1	48.050	31.430	12.050			-3.9200			
88	1	49.550	31.430	12.050			-3.9200			
89	1	51.050	31.430	12.050			-3.9200			
90	1	52.550	31.430	12.050			-3.9200			
91	1	54.050	31.430	12.050			-3.9200			
92	1	55.550	31.430	12.050			-3.9200			
93	1	57.050	31.430	12.050			-3.9200			
94	1	45.050	30.430	12.050			1.3500			
95	1	46.550	30.430	12.050			1.3500			
96	1	48.050	30.430	12.050			1.3500			
97	1	49.550	30.430	12.050			1.3500			
98	1	51.050	30.430	12.050			1.3500			
99	1	52.550	30.430	12.050			1.3500			
100	1	54.050	30.430	12.050			1.3500			
101	1	55.550	30.430	12.050			1.3500			
102	1	57.050	30.430	12.050			1.3500			
103	2	70.315	7.8703	-0.3500			-3.7300			
104	2	72.007	8.0273	-0.3500			-3.9500			
105	2	73.700	8.1843	-0.3500			-2.3600			
106	2	65.620	5.1048	-0.3500			-7.3700			
107	2	33.076	7.7429	12.050			1.3500			
108	2	60.250	17.390	12.050			-11.030			
109	2	64.917	17.390	12.050			-18.950			
110	2	69.583	17.390	12.050			-18.950			
111	2	69.583	25.550	12.050			-18.950			
112	2	64.917	25.550	12.050			-18.950			
113	2	74.250	17.390	12.050			-8.8700			
114	2	64.917	21.470	12.050			-26.300			
115	2	69.583	21.470	12.050			-26.300			
116	2	74.250	25.550	12.050			-7.6200			
117	2	74.250	22.010	12.050			-10.510			
118	2	54.050	30.430	12.050		0.1700				
119	2	55.550	30.430	12.050		0.1700				
120	2	57.050	30.430	12.050		0.1700				
121	2	60.250	25.550	12.050			-11.030			
122	2	60.250	21.470	12.050			-15.720			
123	2	65.406	7.4149	-0.3500			-3.1900			
124	2	67.078	7.5701	-0.3500			-5.6000			
125	2	68.721	7.7225	-0.3500			-5.4300			
126	2	57.056	9.0128	12.050			-3.9200			
127	2	55.563	8.8742	12.050			-3.9200			
128	2	54.069	8.7357	12.050			-3.9200			
129	2	52.576	8.5971	12.050			-3.9200			
130	2	51.082	8.4586	12.050			-3.9200			
131	2	49.588	8.3200	12.050			-3.9200			
132	2	48.095	8.1815	12.050			-3.9200			
133	2	46.601	8.0429	12.050			-3.9200			
134	2	45.108	7.9044	12.050			-3.9200			
135	2	43.614	7.7658	12.050			-3.9200			
136	2	42.121	7.6272	12.050			-3.9200			
137	2	40.627	7.4887	12.050			-3.9200			
138	2	39.133	7.3501	12.050			-3.9200			
139	2	37.640	7.2116	12.050			-3.9200			
140	2	36.146	7.0730	12.050			-3.9200			
141	2	34.653	6.9345	12.050			-3.9200			
142	2	33.159	6.7959	12.050			-3.9200			
143	2	37.548	8.2030	12.050			1.3500			
144	2	39.041	8.3416	12.050			1.3500			
145	2	40.535	8.4802	12.050			1.3500			
146	2	42.029	8.6187	12.050			1.3500			
147	2	43.522	8.7573	12.050			1.3500			
148	2	45.016	8.8958	12.050			1.3500			
149	2	46.509	9.0344	12.050			1.3500			
150	2	48.003	9.1729	12.050			1.3500			
151	2	49.497	9.3115	12.050			1.3500			
152	2	50.990	9.4500	12.050			1.3500			
153	2	52.484	9.5886	12.050			1.3500			
154	2	53.977	9.7272	12.050			1.3500			
155	2	55.471	9.8657	12.050			1.3500			
156	2	56.964	10.004	12.050			1.3500			
157	2	36.054	8.0645	12.050			1.3500			
158	2	34.561	7.9259	12.050			1.3500			
159	2	45.050	31.430	12.050			-3.9200			
160	2	46.550	31.430	12.050			-3.9200			
161	2	48.050	31.430	12.050			-3.9200			
162	2	49.550	31.430	12.050			-3.9200			
163	2	51.050	31.430	12.050			-3.9200			
164	2	52.550	31.430	12.050			-3.9200			
165	2	54.050	31.430	12.050			-3.9200			
166	2	55.550	31.430	12.050			-3.9200			
167	2	57.050	31.430	12.050			-3.9200			
168	2	45.050	30.430	12.050			1.3500			
169	2	46.550	30.430	12.050			1.3500			
170	2	48.050	30.430	12.050			1.3500			
171	2	49.550	30.430	12.050			1.3500			
172	2	51.050	30.430	12.050			1.3500			
173	2	52.550	30.430	12.050			1.3500			
174	2	54.050	30.430	12.050			1.3500			
175	2	55.550	30.430	12.050			1.3500			
176	2	57.050	30.430	12.050			1.3500			
177	4	42.029	8.6187	12.050			2.0000			
178	4	43.522	8.7573	12.050			2.0000			
179	4	45.016	8.8958	12.050			2.0000			
180	4	46.509	9.0344	12.050			2.0000			
181	4	48.003	9.1729	12.050			2.0000			
182	4	49.497	9.3115	12.050			2.0000			
183	4	50.990	9.4500	12.050			2.0000			
184	4	52.484	9.5886	12.050			2.0000			
185	4	53.977	9.7272	12.050			2.0000			
186	4	55.471	9.8657	12.050			2.0000			
187	4	56.964	10.004	12.050			2.0000			
188	4	36.054	8.0645	12.050			2.0000			
189	4	34.561	7.9259	12.050			2.0000			
190	4	45.050	30.430	12.050			2.0000			
191	4	46.550	30.430	12.050			2.0000			
192	4	48.050	30.430	12.050			2.0000			
193	4	49.550	30.430	12.050			2.0000			
194	4	51.050	30.430	12.050			2.0000			
195	4	52.550	30.430	12.050			2.0000			
196	4	54.050	30.430	12.050			2.0000			
197	4	55.550	30.430	12.050			2.0000			
198	4	57.050	30.430	12.050			2.0000			
199	4	57.056	9.0128	12.050			-6.5000			
200	4	55.563	8.8742	12.050			-6.5000			
201	4	54.069	8.7357	12.050			-6.5000			
202	4	52.576	8.5971	12.050			-6.5000			
203	4	51.082	8.4586	12.050			-6.5000			
204	4	49.588	8.3200	12.050			-6.5000			
205	4	48.095	8.1815	12.050			-6.5000			
206	4	46.601	8.0429	12.050			-6.5000			
207	4	45.108	7.9044	12.050			-6.5000			
208	4	43.614	7.7658	12.050			-6.5000			
209	4	42.121	7.6272	12.050			-6.5000			
210	4	40.627	7.4887	12.050			-6.5000			
211	4	39.133	7.3501	12.050			-6.5000			
212	4	37.640	7.2116	12.050			-6.5000			
213	4	36.146	7.0730	12.050			-6.5000			
214	4	34.653	6.9345	12.050			-6.5000			
215	4	33.159	6.7959	12.050			-6.5000			
216	4	45.050	31.430	12.050			-6.5000			
217	4	46.550	31.430	12.050			-6.5000			
218	4	48.050	31.430	12.050			-6.5000			
219	4	49.550	31.430	12.050			-6.5000			
220	4	51.050	31.430	12.050			-6.5000			
221	4	52.550	31.430	12.050			-6.5000			
222	4	54.050	31.430	12.050			-6.5000			
223	4	55.550	31.430	12.050			-6.5000			
224	4	57.050	31.430	12.050			-6.5000			
225	4	10.650	24.170	5.9000	7.6000					
226	4	10.650	20.520	6.7100			-18.550			
227	4	10.650	20.520	6.7100		18.900				
228	4	10.650	20.520	6.7100	7.9300					
229	4	13.810	20.600	0.0000			-4.5600			
230	4	13.640	21.840	0.0000			-5.2800			
231	4	33.076	7.7429	12.050			2.0000			
232	4	15.800	24.170	1.0200			-8.6500			
233	4	15.800	22.770	1.0200			-6.2500			
234	4	15.800	22.110	1.0200			-6.2600			
235	4	15.800	20.648	1.0200			-4.6000			
236	4	15.800	22.770	4.9200			-7.5800			
237	4	15.800	24.170	4.9200			-8.6500			
238	4	10.650	24.170	2.5200			-13.260			
239	4	10.650	24.170	2.5200		-21.300				
240	4	10.650	24.170	2.5200	10.900					
241	4	15.800	20.840	3.9000			-4.9200			
242	4	15.800	22.110	3.9000			-13.670			
243	4	14.350	22.110	3.9000			-1.0000			
244	4	10.650	20.520	3.3000			-19.100			
245	4	10.650	20.520	3.3000		20.520				
246	4	10.650	20.520	3.3000	7.4000					
247	4	10.650	24.170	5.9000			-13.160			
248	4	10.650	24.170	5.9000		-19.200				
249	4	37.548	8.2030	12.050			2.0000			
250	4	39.041	8.3416	12.050			2.0000			
251	4	40.535	8.4802	12.050			2.0000			
252	5	69.219	2.3555	2.9500			-7.2000			
253	5	67.576	2.2031	2.9500			-7.7000			
254	5	65.903	2.0479	2.9500			-2.4000			
255	5	67.576	2.2031	2.9500	-1.6165	17.425				
256	5	65.406	7.4149	-0.3500			-0.7000			
257	5	67.078	7.5701	-0.3500			-21.250			
258	5	60.250	17.390	12.050			-6.2000			
259	5	60.250	25.550	12.050			-6.2000			
260	5	64.917	17.390	12.050			-14.010			
261	5	64.917	25.550	12.050			-14.010			
262	5	69.583	17.390	12.050			-14.100			
263	5	69.583	25.550	12.050			-14.100			
264	5	74.250	17.390	12.050			-6.9100			
265	5	64.917	21.470	12.050			-32.100			
266	5	69.583	21.470	12.050			-32.100			
267	5	74.250	25.550	12.050			-5.1100			
268	5	74.250	22.010	12.050			-13.750			
269	5	68.721	7.7225	-0.3500			4.5500			
270	5	70.315	7.8703	-0.3500			-3.8200			
271	5	72.007	8.0273	-0.3500			-4.5800			
272	5	73.700	8.1843	-0.3500			-2.5100			
273	5	65.620	5.1048	-0.3500			-5.0800			
274	5	60.250	21.470	12.050			-10.620			
275	5	73.700	5.6212	2.9500			-4.2200			
276	5	70.075	5.6212	2.9500			-7.0000			
277	5	70.075	2.4349	2.9500			-1.5000			
278	6	74.250	17.390	12.050			-6.9100			
279	6	64.917	21.470	12.050			-32.100			
280	6	69.583	21.470	12.050			-32.100			
281	6	74.250	25.550	12.050			-5.1100			
282	6	74.250	22.010	12.050			-13.750			
283	6	73.700	5.6212	2.9500			-4.2200			
284	6	70.075	5.6212	2.9500			-7.0000			
285	6	70.075	2.4349	2.9500			-1.5000			
286	6	69.219	2.3555	2.9500			-7.2000			
287	6	67.576	2.2031	2.9500			-7.7000			
288	6	65.903	2.0479	2.9500			-2.4000			
289	6	67.576	2.2031	2.9500	-1.6165	17.425				
290	6	60.250	21.470	12.050			-10.620			

Vhodni podatki - Obtežba

Točkovne obtežbe

No	LC	X [m]	Y [m]	Z [m]	Px [kN]	Py [kN]	Pz [kN]	Mx [kNm]	My [kNm]	Mz [kNm]
291	6	65.406	7.4149	-0.3500			-0.7000			
292	6	67.078	7.5701	-0.3500			-21.250			
293	6	68.721	7.7225	-0.3500			4.5500			
294	6	70.315	7.8703	-0.3500			-3.8200			
295	6	72.007	8.0273	-0.3500			-4.5800			
296	6	73.700	8.1843	-0.3500			-2.5100			
297	6	65.620	5.1048	-0.3500			-5.0800			
298	6	60.250	17.390	12.050			-6.2000			
299	6	60.250	25.550	12.050			-6.2000			
300	6	64.917	17.390	12.050			-14.010			
301	6	64.917	25.550	12.050			-14.010			
302	6	69.583	17.390	12.050			-14.100			
303	6	69.583	25.550	12.050			-14.100			
304	7	69.583	21.470	12.050			-7.3700			
305	7	64.917	21.470	12.050			-7.3700			
306	7	60.250	17.390	12.050			-4.4700			
307	7	64.917	17.390	12.050			-11.070			
308	7	60.250	21.470	12.050			-6.0200			
309	7	60.250	25.550	12.050			-1.5300			
310	7	64.917	25.550	12.050			-5.2800			
311	7	69.583	25.550	12.050			1.2800			
312	7	74.250	25.550	12.050			-0.7400			
313	7	74.250	22.010	12.050			-6.6300			
314	7	69.583	17.390	12.050			-4.5600			
315	7	74.250	17.390	12.050			-4.5600			
316	7	65.406	7.4149	-0.3500			0.3400			
317	7	67.078	7.5701	-0.3500			2.6500			
318	7	68.721	7.7225	-0.3500			-2.5600			
319	7	70.315	7.8703	-0.3500			-0.2600			
320	7	72.007	8.0273	-0.3500			-0.4200			
321	7	73.700	8.1843	-0.3500			-0.1800			
322	7	65.620	5.1048	-0.3500			0.6200			

Modalna analiza

Napredne opcije seizmičnega preračuna

Mase grupirane v nivojih izbranih etaž

Plošče - redukcija togosti na upogib:	0.500
Grede - redukcija togosti na upogib:	0.500
Zidovi - redukcija togosti na upogib:	0.500
Stebri - redukcija upogibne togosti:	0.500
Multiplikator togosti podpor:	4.000

Preprečeno nihanje v Z smeri

Faktorji obtežb za preračun mas

No	Naziv	Koeficient
1	stalna (g)	1.00
2	stalna + zem pritisk (g)	0.00
3	vzgon	0.00
4	koristna	0.30
5	sneg+y	0.00
6	sneg-y	0.00
7	veter +	0.00
8	veter -	0.00
9	Vodni pritisk	0.00

Razporeditev mas po višini objekta

Nivo	Z [m]	X [m]	Y [m]	Masa [T]	T/m²
streha atrij	16.05	43.52	19.61	112.82	
Pl. nad 1.n. višji del	13.70	19.29	18.56	950.97	1.41
pl nad 1.n	12.05	56.55	18.82	757.22	2.24
pl nad medetažo	8.15	40.37	19.36	2923.34	1.90
pl nad PR	3.90	44.86	19.64	2218.94	3.19
pl nad kl	0.00	40.98	19.20	2169.60	1.81
Plošča povozne površine	-0.35	35.72	19.93	3033.40	2.28
tp	-4.65	36.30	19.04	6444.89	2.21
Skupno:	1.37	38.41	19.29	18611.19	

Položaj centra togosti po višini objekta (približna metoda)

Nivo	Z [m]	X [m]	Y [m]
streha atrij	16.05	43.72	19.69
Pl. nad 1.n. višji del	13.70	17.89	20.72
pl nad 1.n	12.05	52.53	20.72
pl nad medetažo	8.15	56.03	17.70
pl nad PR	3.90	68.06	28.66
pl nad kl	0.00	67.19	5.96
Plošča povozne površine	-0.35	47.76	20.25
tp	-4.65	41.97	23.80

Ekscentriciteta po višini objekta (približna metoda)

Nivo	Z [m]	eox [m]	eoy [m]
streha atrij	16.05	0.20	0.08
Pl. nad 1.n. višji del	13.70	1.40	2.16
pl nad 1.n	12.05	4.02	1.90
pl nad medetažo	8.15	15.66	1.66
pl nad PR	3.90	23.20	9.02
pl nad kl	0.00	26.21	13.24
Plošča povozne površine	-0.35	12.04	0.32
tp	-4.65	5.67	4.76

Nihajne dobe konstrukcije

No	T [s]	f [Hz]
1	0.5001	1.9997
2	0.4345	2.3017
3	0.4259	2.3480
4	0.3374	2.9638
5	0.3279	3.0495
6	0.3073	3.2538
7	0.2748	3.6396
8	0.2596	3.8523
9	0.2222	4.4998
10	0.2211	4.5223
11	0.2134	4.6866
12	0.2096	4.7716
13	0.2090	4.7853
14	0.1957	5.1088
15	0.1930	5.1817
16	0.1871	5.3443
17	0.1848	5.4113
18	0.1742	5.7409
19	0.1688	5.9255
20	0.1661	6.0196
21	0.1492	6.7028
22	0.1482	6.7461
23	0.1456	6.8660
24	0.1437	6.9574
25	0.1390	7.1956
26	0.1344	7.4423
27	0.1307	7.6505
28	0.1247	8.0169
29	0.1197	8.3562
30	0.1196	8.3637
31	0.1161	8.6118
32	0.1123	8.9055
33	0.1121	8.9213
34	0.1112	8.9889
35	0.1067	9.3762
36	0.1060	9.4343
37	0.0994	10.0607
38	0.0980	10.2083
39	0.0978	10.2292

Seizmični preračun

Seizmični preračun: EC8 (SIST EN 1998)	
Kategorija tal:	C
Kategorija pomena:	II (γ=1.0)
Razmerje agR/g:	0.125
Koeficient dušenja:	0.05
Slučajna ekscentričnost mase etaže:	ei = ± 0.050 x Li

Faktorji smeri potresa:

Obtežni primer	Kot α[°]	k,α	k,α+90°	kz	Faktor O.
Sx	0	1.000	0.000	0.000	1.500
Sy	90	1.000	0.000	0.000	1.500

Tip spektra

Obtežni primer	S	Tb	Tc	Td	avg/ag
Sx	1.150	0.200	0.600	2.000	1.000
Sy	1.150	0.200	0.600	2.000	1.000

Projektni spekter

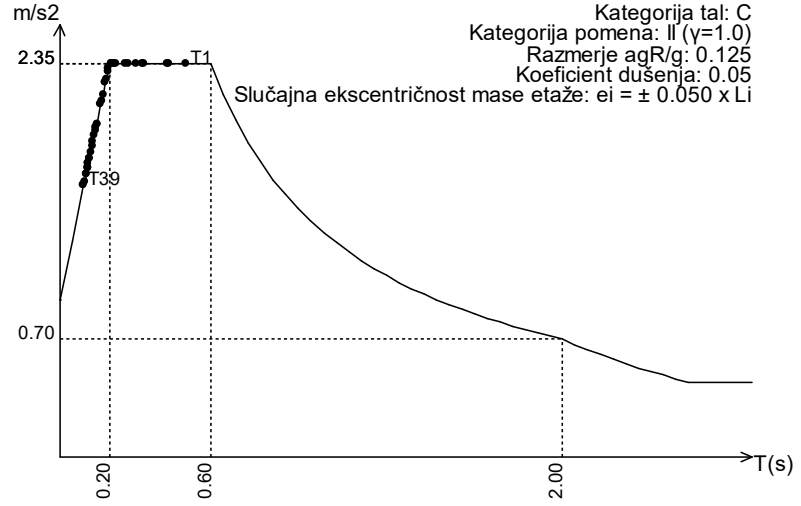

S=1.15, Tb=0.20, Tc=0.60, Td=2.00

Razporeditev potresnih sil po višini objekta - Sx (+e)

Nivo	Z [m]	Ton 1			Ton 2			Ton 3		
		Px [kN]	Py [kN]	Pz [kN]	Px [kN]	Py [kN]	Pz [kN]	Px [kN]	Py [kN]	Pz [kN]
streha atrij	16.05	0.90	-14.78	0.31	4.28	0.03	-3.68	0.68	0.01	-0.58
Pl. nad 1.n. višji del	13.70	8.91	-188.14	0.20	12.82	-0.86	0.25	2.02	0.02	0.04
pl nad 1.n	12.05	0.41	-30.74	-0.46	89.86	-6.99	0.13	13.28	-1.98	-0.00
pl nad medetažo	8.15	7.89	-30.72	0.42	36.68	-1.40	0.46	5.76	-0.32	0.06
	4.50	0.00	0.00	0.00	0.00	0.00	0.00	0.00	0.00	0.00
pl nad PR	3.90	1.52	-11.02	-0.32	7.42	-0.43	-0.87	1.17	-0.11	-0.14
pl nad kl	0.00	0.35	-5.13	-0.30	3.33	-0.18	-0.20	0.53	-0.05	-0.03
Plošča povozne površine	-0.35	-0.54	-5.37	0.23	2.71	-0.33	-0.17	0.43	-0.08	-0.03
tp	-4.65	0.25	-3.37	0.01	2.48	-0.19	-0.19	0.39	-0.05	-0.03
	Σ=	19.70	-289.27	0.08	159.59	-10.36	-4.26	24.26	-2.56	-0.71

Nivo	Z [m]	Ton 4			Ton 5			Ton 6		
		Px [kN]	Py [kN]	Pz [kN]	Px [kN]	Py [kN]	Pz [kN]	Px [kN]	Py [kN]	Pz [kN]
streha atrij	16.05	110.59	37.32	-51.85	160.91	-78.10	-84.25	321.03	44.47	-184.73
Pl. nad 1.n. višji del	13.70	385.93	360.58	5.37	491.54	-561.17	14.04	781.07	348.07	13.24
pl nad 1.n	12.05	966.71	-426.39	9.50	961.27	592.25	-24.62	1076.5	-213.84	-20.17
pl nad medetažo	8.15	1031.7	-43.00	28.77	1287.5	-99.68	22.24	2201.3	-32.18	40.29
	4.50	0.00	0.00	0.00	0.00	0.00	0.00	0.00	0.00	0.00
pl nad PR	3.90	215.43	-20.68	-22.11	270.74	-45.25	-27.77	465.95	-31.48	-46.76
pl nad kl	0.00	98.70	-7.17	-7.35	122.15	-12.03	-8.87	213.58	-2.22	-14.43
Plošča povozne površine	-0.35	78.82	-8.94	-2.92	95.59	-14.24	-4.18	173.58	-4.61	-7.97
tp	-4.65	76.53	-3.44	-3.39	95.39	-6.40	-5.09	167.92	2.19	-9.40
	Σ=	2964.4	-111.71	-43.98	3485.1	-224.62	-118.49	5400.9	110.41	-229.93

Nivo	Z [m]	Ton 7			Ton 8			Ton 9		
		Px [kN]	Py [kN]	Pz [kN]	Px [kN]	Py [kN]	Pz [kN]	Px [kN]	Py [kN]	Pz [kN]
streha atrij	16.05	0.27	2.24	-0.11	-1.44	28.02	0.46	1.66	-0.05	-0.56
Pl. nad 1.n. višji del	13.70	1.12	-3.74	0.04	1.17	-18.65	0.07	0.26	0.18	0.02
pl nad 1.n	12.05	1.08	32.26	-0.91	1.42	1.12	-0.04	-1.72	1.32	-0.03
pl nad medetažo	8.15	2.04	12.26	3.55	1.63	3.30	-0.09	0.13	0.86	-0.17
	4.50	0.00	0.00	0.00	0.00	0.00	0.00	0.00	0.00	0.00
pl nad PR	3.90	0.57	4.00	0.10	0.49	2.33	-0.00	0.05	0.57	0.01
pl nad kl	0.00	0.30	2.74	-0.14	0.19	1.14	-0.01	0.03	0.24	0.01
Plošča povozne površine	-0.35	0.35	3.12	-0.02	0.09	1.22	-0.08	0.01	0.26	-0.01
tp	-4.65	0.24	2.18	-0.03	0.17	0.91	-0.05	0.03	0.22	0.00
	Σ=	5.97	55.06	2.47	3.74	19.40	0.26	0.45	3.60	-0.73

Nivo	Z [m]	Ton 10			Ton 11			Ton 12		
		Px [kN]	Py [kN]	Pz [kN]	Px [kN]	Py [kN]	Pz [kN]	Px [kN]	Py [kN]	Pz [kN]
streha atrij	16.05	-201.33	-10.86	82.96	0.12	0.57	0.95	-16.22	3.78	8.70
Pl. nad 1.n. višji del	13.70	46.60	4.33	-1.46	4.23	2.33	0.01	18.52	2.80	0.33
pl nad 1.n	12.05	151.42	-3.56	0.03	-6.38	-1.46	-0.36	-5.08	7.25	-1.21
pl nad medetažo	8.15	171.75	-11.36	4.16	10.70	-20.15	-0.36	50.77	-0.24	-0.44
	4.50	0.00	0.00	0.00	0.00	0.00	0.00	0.00	0.00	0.00
pl nad PR	3.90	38.39	-8.06	-4.28	4.45	-33.32	-0.23	12.07	1.02	-0.86
pl nad kl	0.00	17.94	-2.62	-1.25	1.20	-5.58	-0.14	5.61	0.95	-0.43
Plošča povozne površine	-0.35	15.69	-3.22	-0.42	0.55	-5.87	0.13	4.46	1.09	-0.18
tp	-4.65	15.34	-2.46	-0.94	1.02	-4.40	0.05	5.08	1.35	-0.17
	Σ=	255.79	-37.81	78.80	15.89	-67.88	0.04	75.22	18.00	5.74

Nivo	Z [m]	Ton 13			Ton 14			Ton 15		
		Px [kN]	Py [kN]	Pz [kN]	Px [kN]	Py [kN]	Pz [kN]	Px [kN]	Py [kN]	Pz [kN]
streha atrij	16.05	-56.69	-13.20	219.14	0.00	4.21	7.76	-3.64	7.72	38.65
Pl. nad 1.n. višji del	13.70	910.86	132.84	13.92	33.21	9.71	-0.06	169.66	7.73	2.09
pl nad 1.n	12.05	-983.06	125.99	-68.22	-63.65	-32.43	-0.44	-270.85	-79.83	-2.40
pl nad medetažo	8.15	2226.8	-180.24	-61.74	88.72	-166.15	-1.04	430.78	-246.53	-4.53
	4.50	0.00	0.00	0.00	0.00	0.00	0.00	0.00	0.00	0.00
pl nad PR	3.90	526.24	-89.54	-36.71	21.90	-146.11	-1.98	104.52	-77.17	-7.73
pl nad kl	0.00	249.76	-26.38	-16.71	9.11	-43.19	-1.25	48.83	-56.37	-4.34
Plošča povozne površine	-0.35	193.50	-25.67	-0.09	4.22	-46.11	0.93	34.60	-60.36	1.59
tp	-4.65	222.06	-5.29	-2.15	7.75	-35.23	0.32	44.08	-43.97	0.16
	Σ=	3289.5	-81.49	47.43	101.26	-455.31	4.25	557.98	-548.78	23.49

Nivo	Z [m]	Ton 16			Ton 17			Ton 18		
		Px [kN]	Py [kN]	Pz [kN]	Px [kN]	Py [kN]	Pz [kN]	Px [kN]	Py [kN]	Pz [kN]
streha atrij	16.05	-1.46	-2.21	9.04	-0.01	-0.09	0.05	-1.74	-6.25	8.77
Pl. nad 1.n. višji del	13.70	41.72	-10.66	1.20	0.23	0.17	0.01	45.31	-37.33	2.87
pl nad 1.n	12.05	-53.54	12.89	0.07	-0.46	1.57	0.39	-40.60	69.96	-0.05
pl nad medetažo	8.15	99.19	143.07	-1.11	0.64	0.66	-0.63	92.10	574.90	4.09
	4.50	0.00	0.00	0.00	0.00	0.00	0.00	0.00	0.00	0.00
pl nad PR	3.90	18.42	169.04	-1.15	0.18	0.39	-0.01	23.41	316.27	0.27
pl nad kl	0.00	12.38	41.81	-0.05	0.07	0.29	0.06	16.26	151.36	-0.25
Plošča povozne površine	-0.35	12.75	45.12	-0.74	0.03	0.27	-0.07	26.16	170.58	-1.40
tp	-4.65	11.97	36.96	-0.53	0.07	0.33	-0.01	17.21	134.41	-1.28
	Σ=	141.42	436.02	6.73	0.74	3.59	-0.22	178.10	1373.9	13.03

Seizmični preračun

Nivo	Z [m]	Ton 19			Ton 20			Ton 21		
		Px [kN]	Py [kN]	Pz [kN]	Px [kN]	Py [kN]	Pz [kN]	Px [kN]	Py [kN]	Pz [kN]
streha atrij	16.05	-0.03	-0.05	0.09	-0.22	-0.76	1.61	-0.20	1.07	2.78
Pl. nad 1.n. višji del	13.70	0.51	-0.16	0.13	8.25	-9.75	0.74	7.28	-17.81	0.75
pl nad 1.n	12.05	-0.25	0.76	0.04	-6.94	9.82	-0.01	-12.37	-51.53	0.61
pl nad medetažo	8.15	1.07	3.72	0.17	15.24	132.07	3.24	15.85	25.81	-4.35
	4.50	0.00	0.00	0.00	0.00	0.00	0.00	0.00	0.00	0.00
pl nad PR	3.90	-0.08	3.38	0.17	5.77	29.79	0.19	5.28	-13.79	-0.92
pl nad kl	0.00	-0.09	0.61	0.16	3.35	32.23	-1.96	3.55	-3.65	2.89
Plošča povozne površine	-0.35	1.30	-11.26	-0.26	7.47	29.87	0.27	9.20	-3.99	-1.02
tp	-4.65	0.34	-0.39	-0.72	3.84	26.62	-0.52	3.81	-11.89	0.54
	Σ=	2.76	-3.38	-0.22	36.76	249.89	3.55	32.41	-75.78	1.29

Nivo	Z [m]	Ton 22			Ton 23			Ton 24		
		Px [kN]	Py [kN]	Pz [kN]	Px [kN]	Py [kN]	Pz [kN]	Px [kN]	Py [kN]	Pz [kN]
streha atrij	16.05	0.49	0.28	0.20	0.38	0.64	1.23	-0.21	-0.34	-0.19
Pl. nad 1.n. višji del	13.70	0.84	1.88	0.07	3.47	-3.34	-0.04	0.16	-0.60	0.13
pl nad 1.n	12.05	-2.58	-6.32	0.36	-6.40	-27.93	-0.43	1.33	13.25	0.38
pl nad medetažo	8.15	3.11	8.33	-2.08	6.38	-9.57	1.53	-0.95	40.12	-1.73
	4.50	0.00	0.00	0.00	0.00	0.00	0.00	0.00	0.00	0.00
pl nad PR	3.90	2.14	-10.83	-0.14	0.00	-4.40	-0.49	2.42	-9.95	0.17
pl nad kl	0.00	0.87	-0.25	1.67	1.09	-7.23	-2.21	0.54	10.20	1.79
Plošča povozne površine	-0.35	1.69	0.94	-1.43	3.52	-11.07	3.28	1.02	12.86	-2.30
tp	-4.65	0.91	-1.22	0.06	1.11	-11.27	0.33	0.74	11.33	-0.20
	Σ=	7.47	-7.18	-1.28	9.55	-74.15	3.20	5.05	76.86	-1.93

Nivo	Z [m]	Ton 25			Ton 26			Ton 27		
		Px [kN]	Py [kN]	Pz [kN]	Px [kN]	Py [kN]	Pz [kN]	Px [kN]	Py [kN]	Pz [kN]
streha atrij	16.05	0.21	0.01	0.96	-0.00	-0.04	0.09	0.45	-0.02	1.50
Pl. nad 1.n. višji del	13.70	0.84	-3.21	0.74	0.14	1.23	-0.02	2.03	-0.38	0.03
pl nad 1.n	12.05	-4.97	-7.78	1.28	-0.38	-0.33	-0.04	-4.89	5.68	-0.45
pl nad medetažo	8.15	6.96	37.99	-2.07	0.29	-2.12	0.00	3.27	1.62	-0.82
	4.50	0.00	0.00	0.00	0.00	0.00	0.00	0.00	0.00	0.00
pl nad PR	3.90	4.50	-9.36	0.12	0.06	-0.61	-0.01	1.58	1.91	0.13
pl nad kl	0.00	2.12	5.35	4.58	0.04	-0.63	-0.09	0.49	2.26	-0.01
Plošča povozne površine	-0.35	4.29	9.13	-3.93	-0.07	-0.74	0.10	-0.80	2.48	-0.31
tp	-4.65	2.33	5.38	-0.01	0.01	-0.64	0.01	0.57	3.22	-0.05
	Σ=	16.27	37.51	1.67	0.09	-3.87	0.04	2.69	16.77	0.02

Nivo	Z [m]	Ton 28			Ton 29			Ton 30		
		Px [kN]	Py [kN]	Pz [kN]	Px [kN]	Py [kN]	Pz [kN]	Px [kN]	Py [kN]	Pz [kN]
streha atrij	16.05	0.02	0.00	0.01	0.13	0.00	-0.75	-0.04	-0.00	0.06
Pl. nad 1.n. višji del	13.70	-0.37	-0.61	0.24	-5.52	-0.37	1.75	0.71	-1.27	0.01
pl nad 1.n	12.05	-0.19	1.74	0.23	0.46	0.11	0.29	-0.20	2.60	0.16
pl nad medetažo	8.15	1.13	6.84	-0.30	-9.98	0.95	-18.74	0.40	17.25	2.91
	4.50	0.00	0.00	0.00	0.00	0.00	0.00	0.00	0.00	0.00
pl nad PR	3.90	1.53	-4.72	-0.03	27.62	-1.22	-0.21	-0.24	-10.50	0.01
pl nad kl	0.00	0.60	1.42	0.47	4.40	-0.33	-1.66	0.30	3.09	-3.06
Plošča povozne površine	-0.35	0.69	1.90	-0.88	3.41	-0.17	0.62	1.65	7.02	3.15
tp	-4.65	0.79	1.59	-0.04	5.27	-0.27	0.04	0.62	4.83	-0.04
	Σ=	4.20	8.16	-0.29	25.81	-1.30	-18.65	3.21	23.03	3.18

Nivo	Z [m]	Ton 31			Ton 32			Ton 33		
		Px [kN]	Py [kN]	Pz [kN]	Px [kN]	Py [kN]	Pz [kN]	Px [kN]	Py [kN]	Pz [kN]
streha atrij	16.05	-0.05	0.01	0.00	0.04	0.02	0.12	-0.01	-0.02	-0.08
Pl. nad 1.n. višji del	13.70	0.77	-0.28	-0.12	-0.21	-0.17	0.09	-0.19	-0.15	0.03
pl nad 1.n	12.05	-5.07	3.86	0.15	-0.42	-1.17	0.20	0.16	0.58	0.07
pl nad medetažo	8.15	5.04	-4.54	-0.05	0.60	1.28	-0.48	-0.09	1.75	0.12
	4.50	0.00	0.00	0.00	0.00	0.00	0.00	0.00	0.00	0.00
pl nad PR	3.90	1.69	-0.71	-0.15	0.70	0.14	0.02	0.06	-1.48	0.02
pl nad kl	0.00	1.03	-1.27	0.13	0.23	-0.11	0.34	0.02	0.32	-0.03
Plošča povozne površine	-0.35	0.59	-1.65	-0.18	0.14	-0.03	-0.51	0.29	0.74	0.02
tp	-4.65	1.11	-1.29	-0.06	0.33	-0.04	0.01	0.05	0.54	-0.01
	Σ=	5.12	-5.88	-0.28	1.40	-0.10	-0.22	0.29	2.27	0.14

Nivo	Z [m]	Ton 34			Ton 35			Ton 36		
		Px [kN]	Py [kN]	Pz [kN]	Px [kN]	Py [kN]	Pz [kN]	Px [kN]	Py [kN]	Pz [kN]
streha atrij	16.05	0.07	0.10	0.26	1.07	0.40	-4.97	0.00	-0.00	-0.00
Pl. nad 1.n. višji del	13.70	-0.03	-0.00	0.05	-45.79	-0.41	-21.01	0.00	0.00	-0.00
pl nad 1.n	12.05	-0.62	1.13	0.06	-1.06	-10.55	-0.46	-0.00	0.00	0.00
pl nad medetažo	8.15	0.37	3.48	0.12	5.89	-49.88	-26.33	-0.00	0.00	-0.00
	4.50	0.00	0.00	0.00	0.00	0.00	0.00	0.00	0.00	0.00
pl nad PR	3.90	0.96	-5.07	0.01	71.36	-16.33	-19.45	-0.00	0.00	0.00
pl nad kl	0.00	0.37	0.78	-0.61	81.43	-18.78	-12.18	-0.00	0.00	-0.00
Plošča povozne površine	-0.35	0.29	1.25	0.69	647.64	-150.95	45.81	0.01	0.00	0.00
tp	-4.65	0.50	0.67	-0.05	270.33	-91.53	-13.84	0.00	0.00	-0.00
	Σ=	1.91	2.34	0.54	1030.9	-338.03	-52.43	0.00	0.01	-0.00

Nivo	Z [m]	Ton 37			Ton 38			Ton 39		
		Px [kN]	Py [kN]	Pz [kN]	Px [kN]	Py [kN]	Pz [kN]	Px [kN]	Py [kN]	Pz [kN]
streha atrij	16.05	0.33	2.50	-0.47	-0.01	-0.54	-0.48	3.57	4.61	-19.19
Pl. nad 1.n. višji del	13.70	-7.41	-1.04	1.47	-2.40	-0.40	-1.60	-187.81	-2.79	-53.50
pl nad 1.n	12.05	-0.14	-14.54	-1.76	0.39	6.33	0.17	-4.09	-3.79	-4.37
pl nad medetažo	8.15	4.68	7.14	0.42	-1.34	6.62	3.19	3.73	-168.09	-79.91
	4.50	0.00	0.00	0.00	0.00	0.00	0.00	0.00	0.00	0.00
pl nad PR	3.90	12.94	-24.45	-0.61	4.37	-12.84	-0.78	386.27	-25.41	-64.55
pl nad kl	0.00	6.00	-9.95	-0.28	5.83	-0.03	0.71	369.50	-10.72	-41.23
Plošča povozne površine	-0.35	-5.00	-18.12	0.01	33.85	8.03	3.99	1641.5	221.38	94.80
tp	-4.65	5.38	-25.32	-0.17	17.91	3.06	0.71	987.96	-0.69	35.16
	Σ=	16.77	-83.77	-1.38	58.60	10.22	5.91	3200.6	14.49	-132.80

Razporeditev potresnih sil po višini objekta - Sx (-e)

Nivo	Z [m]	Ton 1			Ton 2			Ton 3		
		Px [kN]	Py [kN]	Pz [kN]	Px [kN]	Py [kN]	Pz [kN]	Px [kN]	Py [kN]	Pz [kN]
streha atrij	16.05	0.90	-14.78	0.31	4.28	0.03	-3.68	0.68	0.01	-0.58
Pl. nad 1.n. višji del	13.70	8.91	-188.14	0.20	12.82	-0.86	0.25	2.02	0.02	0.04
pl nad 1.n	12.05	0.41	-30.74	-0.46	89.86	-6.99	0.13	13.28	-1.98	-0.00
pl nad medetažo	8.15	7.89	-30.72	0.42	36.68	-1.40	0.46	5.76	-0.32	0.06
	4.50	0.00	0.00	0.00	0.00	0.00	0.00	0.00	0.00	0.00
pl nad PR	3.90	1.52	-11.02	-0.32	7.42	-0.43	-0.87	1.17	-0.11	-0.14
pl nad kl	0.00	0.35	-5.13	-0.30	3.33	-0.18	-0.20	0.53	-0.05	-0.03
Plošča povozne površine	-0.35	-0.54	-5.37	0.23	2.71	-0.33	-0.17	0.43	-0.08	-0.03
tp	-4.65	0.25	-3.37	0.01	2.48	-0.19	-0.19	0.39	-0.05	-0.03
	Σ=	19.70	-289.27	0.08	159.59	-10.36	-4.26	24.26	-2.56	-0.71

Nivo	Z [m]	Ton 4			Ton 5			Ton 6		
		Px [kN]	Py [kN]	Pz [kN]	Px [kN]	Py [kN]	Pz [kN]	Px [kN]	Py [kN]	Pz [kN]
streha atrij	16.05	110.59	37.32	-51.85	160.91	-78.10	-84.25	321.03	44.47	-184.73
Pl. nad 1.n. višji del	13.70	385.93	360.58	5.37	491.54	-561.17	14.04	781.07	348.07	13.24
pl nad 1.n	12.05	966.71	-426.39	9.50	961.27	592.25	-24.62	1076.5	-213.84	-20.17
pl nad medetažo	8.15	1031.7	-43.00	28.77	1287.5	-99.68	22.24	2201.3	-32.18	40.29
	4.50	0.00	0.00	0.00	0.00	0.00	0.00	0.00	0.00	0.00
pl nad PR	3.90	215.43	-20.68	-22.11	270.74	-45.25	-27.77	465.95	-31.48	-46.76
pl nad kl	0.00	98.70	-7.17	-7.35	122.15	-12.03	-8.87	213.58	-2.22	-14.43
Plošča povozne površine	-0.35	78.82	-8.94	-2.92	95.59	-14.24	-4.18	173.58	-4.61	-7.97
tp	-4.65	76.53	-3.44	-3.39	95.39	-6.40	-5.09	167.92	2.19	-9.40
	Σ=	2964.4	-111.71	-43.98	3485.1	-224.62	-118.49	5400.9	110.41	-229.93

Nivo	Z [m]	Ton 7			Ton 8			Ton 9		
		Px [kN]	Py [kN]	Pz [kN]	Px [kN]	Py [kN]	Pz [kN]	Px [kN]	Py [kN]	Pz [kN]
streha atrij	16.05	0.27	2.24	-0.11	-1.44	28.02	0.46	1.66	-0.05	-0.56
Pl. nad 1.n. višji del	13.70	1.12	-3.74	0.04	1.17	-18.65	0.07	0.26	0.18	0.02
pl nad 1.n	12.05	1.08	32.26	-0.91	1.42	1.12	-0.04	-1.72	1.32	-0.03
pl nad medetažo	8.15	2.04	12.26	3.55	1.63	3.30	-0.09	0.13	0.86	-0.17
	4.50	0.00	0.00	0.00	0.00	0.00	0.00	0.00	0.00	0.00
pl nad PR	3.90	0.57	4.00	0.10	0.49	2.33	-0.00	0.05	0.57	0.01
pl nad kl	0.00	0.30	2.74	-0.14	0.19	1.14	-0.01	0.03	0.24	0.01
Plošča povozne površine	-0.35	0.35	3.12	-0.02	0.09	1.22	-0.08	0.01	0.26	-0.01
tp	-4.65	0.24	2.18	-0.03	0.17	0.91	-0.05	0.03	0.22	0.00
	Σ=	5.97	55.06	2.47	3.74	19.40	0.26	0.45	3.60	-0.73

Nivo	Z [m]	Ton 10			Ton 11			Ton 12		
		Px [kN]	Py [kN]	Pz [kN]	Px [kN]	Py [kN]	Pz [kN]	Px [kN]	Py [kN]	Pz [kN]
streha atrij	16.05	-201.33	-10.86	82.96	0.12	0.57	0.95	-16.22	3.78	8.70
Pl. nad 1.n. višji del	13.70	46.60	4.33	-1.46	4.23	2.33	0.01	18.52	2.80	0.33
pl nad 1.n	12.05	151.42	-3.56	0.03	-6.38	-1.46	-0.36	-5.08	7.25	-1.21
pl nad medetažo	8.15	171.75	-11.36	4.16	10.70	-20.15	-0.36	50.77	-0.24	-0.44
	4.50	0.00	0.00	0.00	0.00	0.00	0.00	0.00	0.00	0.00
pl nad PR	3.90	38.39	-8.06	-4.28	4.45	-33.32	-0.23	12.07	1.02	-0.86
pl nad kl	0.00	17.94	-2.62	-1.25	1.20	-5.58	-0.14	5.61	0.95	-0.43
Plošča povozne površine	-0.35	15.69	-3.22	-0.42	0.55	-5.87	0.13	4.46	1.09	-0.18
tp	-4.65	15.34	-2.46	-0.94	1.02	-4.40	0.05	5.08	1.35	-0.17
	Σ=	255.79	-37.81	78.80	15.89	-67.88	0.04	75.22	18.00	5.74

Seizmični preračun

Nivo	Z [m]	Ton 13			Ton 14			Ton 15		
		Px [kN]	Py [kN]	Pz [kN]	Px [kN]	Py [kN]	Pz [kN]	Px [kN]	Py [kN]	Pz [kN]
streha atrij	16.05	-56.69	-13.20	219.14	0.00	4.21	7.76	-3.64	7.72	38.65
Pl. nad 1.n. višji del	13.70	910.86	132.84	13.92	33.21	9.71	-0.06	169.66	7.73	2.09
pl nad 1.n	12.05	-983.06	125.99	-68.22	-63.65	-32.43	-0.44	-270.85	-79.83	-2.40
pl nad medetažo	8.15	2226.8	-180.24	-61.74	88.72	-166.15	-1.04	430.78	-246.53	-4.53
	4.50	0.00	0.00	0.00	0.00	0.00	0.00	0.00	0.00	0.00
pl nad PR	3.90	526.24	-89.54	-36.71	21.90	-146.11	-1.98	104.52	-77.17	-7.73
pl nad kl	0.00	249.76	-26.38	-16.71	9.11	-43.19	-1.25	48.83	-56.37	-4.34
Plošča povozne površine	-0.35	193.50	-25.67	-0.09	4.22	-46.11	0.93	34.60	-60.36	1.59
tp	-4.65	222.06	-5.29	-2.15	7.75	-35.23	0.32	44.08	-43.97	0.16
	Σ=	3289.5	-81.49	47.43	101.26	-455.31	4.25	557.98	-548.78	23.49

Nivo	Z [m]	Ton 16			Ton 17			Ton 18		
		Px [kN]	Py [kN]	Pz [kN]	Px [kN]	Py [kN]	Pz [kN]	Px [kN]	Py [kN]	Pz [kN]
streha atrij	16.05	-1.46	-2.21	9.04	-0.01	-0.09	0.05	-1.74	-6.25	8.77
Pl. nad 1.n. višji del	13.70	41.72	-10.66	1.20	0.23	0.17	0.01	45.31	-37.33	2.87
pl nad 1.n	12.05	-53.54	12.89	0.07	-0.46	1.57	0.39	-40.60	69.96	-0.05
pl nad medetažo	8.15	99.19	143.07	-1.11	0.64	0.66	-0.63	92.10	574.90	4.09
	4.50	0.00	0.00	0.00	0.00	0.00	0.00	0.00	0.00	0.00
pl nad PR	3.90	18.42	169.04	-1.15	0.18	0.39	-0.01	23.41	316.27	0.27
pl nad kl	0.00	12.38	41.81	-0.05	0.07	0.29	0.06	16.26	151.36	-0.25
Plošča povozne površine	-0.35	12.75	45.12	-0.74	0.03	0.27	-0.07	26.16	170.58	-1.40
tp	-4.65	11.97	36.96	-0.53	0.07	0.33	-0.01	17.21	134.41	-1.28
	Σ=	141.42	436.02	6.73	0.74	3.59	-0.22	178.10	1373.9	13.03

Nivo	Z [m]	Ton 19			Ton 20			Ton 21		
		Px [kN]	Py [kN]	Pz [kN]	Px [kN]	Py [kN]	Pz [kN]	Px [kN]	Py [kN]	Pz [kN]
streha atrij	16.05	-0.03	-0.05	0.09	-0.22	-0.76	1.61	-0.20	1.07	2.78
Pl. nad 1.n. višji del	13.70	0.51	-0.16	0.13	8.25	-9.75	0.74	7.28	-17.81	0.75
pl nad 1.n	12.05	-0.25	0.76	0.04	-6.94	9.82	-0.01	-12.37	-51.53	0.61
pl nad medetažo	8.15	1.07	3.72	0.17	15.24	132.07	3.24	15.85	25.81	-4.35
	4.50	0.00	0.00	0.00	0.00	0.00	0.00	0.00	0.00	0.00
pl nad PR	3.90	-0.08	3.38	0.17	5.77	29.79	0.19	5.28	-13.79	-0.92
pl nad kl	0.00	-0.09	0.61	0.16	3.35	32.23	-1.96	3.55	-3.65	2.89
Plošča povozne površine	-0.35	1.30	-11.26	-0.26	7.47	29.87	0.27	9.20	-3.99	-1.02
tp	-4.65	0.34	-0.39	-0.72	3.84	26.62	-0.52	3.81	-11.89	0.54
	Σ=	2.76	-3.38	-0.22	36.76	249.89	3.55	32.41	-75.78	1.29

Nivo	Z [m]	Ton 22			Ton 23			Ton 24		
		Px [kN]	Py [kN]	Pz [kN]	Px [kN]	Py [kN]	Pz [kN]	Px [kN]	Py [kN]	Pz [kN]
streha atrij	16.05	0.49	0.28	0.20	0.38	0.64	1.23	-0.21	-0.34	-0.19
Pl. nad 1.n. višji del	13.70	0.84	1.88	0.07	3.47	-3.34	-0.04	0.16	-0.60	0.13
pl nad 1.n	12.05	-2.58	-6.32	0.36	-6.40	-27.93	-0.43	1.33	13.25	0.38
pl nad medetažo	8.15	3.11	8.33	-2.08	6.38	-9.57	1.53	-0.95	40.12	-1.73
	4.50	0.00	0.00	0.00	0.00	0.00	0.00	0.00	0.00	0.00
pl nad PR	3.90	2.14	-10.83	-0.14	0.00	-4.40	-0.49	2.42	-9.95	0.17
pl nad kl	0.00	0.87	-0.25	1.67	1.09	-7.23	-2.21	0.54	10.20	1.79
Plošča povozne površine	-0.35	1.69	0.94	-1.43	3.52	-11.07	3.28	1.02	12.86	-2.30
tp	-4.65	0.91	-1.22	0.06	1.11	-11.27	0.33	0.74	11.33	-0.20
	Σ=	7.47	-7.18	-1.28	9.55	-74.15	3.20	5.05	76.86	-1.93

Nivo	Z [m]	Ton 25			Ton 26			Ton 27		
		Px [kN]	Py [kN]	Pz [kN]	Px [kN]	Py [kN]	Pz [kN]	Px [kN]	Py [kN]	Pz [kN]
streha atrij	16.05	0.21	0.01	0.96	-0.00	-0.04	0.09	0.45	-0.02	1.50
Pl. nad 1.n. višji del	13.70	0.84	-3.21	0.74	0.14	1.23	-0.02	2.03	-0.38	0.03
pl nad 1.n	12.05	-4.97	-7.78	1.28	-0.38	-0.33	-0.04	-4.89	5.68	-0.45
pl nad medetažo	8.15	6.96	37.99	-2.07	0.29	-2.12	0.00	3.27	1.62	-0.82
	4.50	0.00	0.00	0.00	0.00	0.00	0.00	0.00	0.00	0.00
pl nad PR	3.90	4.50	-9.36	0.12	0.06	-0.61	-0.01	1.58	1.91	0.13
pl nad kl	0.00	2.12	5.35	4.58	0.04	-0.63	-0.09	0.49	2.26	-0.01
Plošča povozne površine	-0.35	4.29	9.13	-3.93	-0.07	-0.74	0.10	-0.80	2.48	-0.31
tp	-4.65	2.33	5.38	-0.01	0.01	-0.64	0.01	0.57	3.22	-0.05
	Σ=	16.27	37.51	1.67	0.09	-3.87	0.04	2.69	16.77	0.02

Nivo	Z [m]	Ton 28			Ton 29			Ton 30		
		Px [kN]	Py [kN]	Pz [kN]	Px [kN]	Py [kN]	Pz [kN]	Px [kN]	Py [kN]	Pz [kN]
streha atrij	16.05	0.02	0.00	0.01	0.13	0.00	-0.75	-0.04	-0.00	0.06
Pl. nad 1.n. višji del	13.70	-0.37	-0.61	0.24	-5.52	-0.37	1.75	0.71	-1.27	0.01
pl nad 1.n	12.05	-0.19	1.74	0.23	0.46	0.11	0.29	-0.20	2.60	0.16
pl nad medetažo	8.15	1.13	6.84	-0.30	-9.98	0.95	-18.74	0.40	17.25	2.91
	4.50	0.00	0.00	0.00	0.00	0.00	0.00	0.00	0.00	0.00
pl nad PR	3.90	1.53	-4.72	-0.03	27.62	-1.22	-0.21	-0.24	-10.50	0.01
pl nad kl	0.00	0.60	1.42	0.47	4.40	-0.33	-1.66	0.30	3.09	-3.06
Plošča povozne površine	-0.35	0.69	1.90	-0.88	3.41	-0.17	0.62	1.65	7.02	3.15
tp	-4.65	0.79	1.59	-0.04	5.27	-0.27	0.04	0.62	4.83	-0.04
	Σ=	4.20	8.16	-0.29	25.81	-1.30	-18.65	3.21	23.03	3.18

Nivo	Z [m]	Ton 31			Ton 32			Ton 33		
		Px [kN]	Py [kN]	Pz [kN]	Px [kN]	Py [kN]	Pz [kN]	Px [kN]	Py [kN]	Pz [kN]
streha atrij	16.05	-0.05	0.01	0.00	0.04	0.02	0.12	-0.01	-0.02	-0.08
Pl. nad 1.n. višji del	13.70	0.77	-0.28	-0.12	-0.21	-0.17	0.09	-0.19	-0.15	0.03
pl nad 1.n	12.05	-5.07	3.86	0.15	-0.42	-1.17	0.20	0.16	0.58	0.07
pl nad medetažo	8.15	5.04	-4.54	-0.05	0.60	1.28	-0.48	-0.09	1.75	0.12
	4.50	0.00	0.00	0.00	0.00	0.00	0.00	0.00	0.00	0.00
pl nad PR	3.90	1.69	-0.71	-0.15	0.70	0.14	0.02	0.06	-1.48	0.02
pl nad kl	0.00	1.03	-1.27	0.13	0.23	-0.11	0.34	0.02	0.32	-0.03
Plošča povozne površine	-0.35	0.59	-1.65	-0.18	0.14	-0.03	-0.51	0.29	0.74	0.02
tp	-4.65	1.11	-1.29	-0.06	0.33	-0.04	0.01	0.05	0.54	-0.01
	Σ=	5.12	-5.88	-0.28	1.40	-0.10	-0.22	0.29	2.27	0.14

Nivo	Z [m]	Ton 34			Ton 35			Ton 36		
		Px [kN]	Py [kN]	Pz [kN]	Px [kN]	Py [kN]	Pz [kN]	Px [kN]	Py [kN]	Pz [kN]
streha atrij	16.05	0.07	0.10	0.26	1.07	0.40	-4.97	0.00	-0.00	-0.00
Pl. nad 1.n. višji del	13.70	-0.03	-0.00	0.05	-45.79	-0.41	-21.01	0.00	0.00	-0.00
pl nad 1.n	12.05	-0.62	1.13	0.06	-1.06	-10.55	-0.46	-0.00	0.00	0.00
pl nad medetažo	8.15	0.37	3.48	0.12	5.89	-49.88	-26.33	-0.00	0.00	-0.00
	4.50	0.00	0.00	0.00	0.00	0.00	0.00	0.00	0.00	0.00
pl nad PR	3.90	0.96	-5.07	0.01	71.36	-16.33	-19.45	-0.00	0.00	0.00
pl nad kl	0.00	0.37	0.78	-0.61	81.43	-18.78	-12.18	-0.00	0.00	-0.00
Plošča povozne površine	-0.35	0.29	1.25	0.69	647.64	-150.95	45.81	0.01	0.00	0.00
tp	-4.65	0.50	0.67	-0.05	270.33	-91.53	-13.84	0.00	0.00	-0.00
	Σ=	1.91	2.34	0.54	1030.9	-338.03	-52.43	0.00	0.01	-0.00

Nivo	Z [m]	Ton 37			Ton 38			Ton 39		
		Px [kN]	Py [kN]	Pz [kN]	Px [kN]	Py [kN]	Pz [kN]	Px [kN]	Py [kN]	Pz [kN]
streha atrij	16.05	0.33	2.50	-0.47	-0.01	-0.54	-0.48	3.57	4.61	-19.19
Pl. nad 1.n. višji del	13.70	-7.41	-1.04	1.47	-2.40	-0.40	-1.60	-187.81	-2.79	-53.50
pl nad 1.n	12.05	-0.14	-14.54	-1.76	0.39	6.33	0.17	-4.09	-3.79	-4.37
pl nad medetažo	8.15	4.68	7.14	0.42	-1.34	6.62	3.19	3.73	-168.09	-79.91
	4.50	0.00	0.00	0.00	0.00	0.00	0.00	0.00	0.00	0.00
pl nad PR	3.90	12.94	-24.45	-0.61	4.37	-12.84	-0.78	386.27	-25.41	-64.55
pl nad kl	0.00	6.00	-9.95	-0.28	5.83	-0.03	0.71	369.50	-10.72	-41.23
Plošča povozne površine	-0.35	-5.00	-18.12	0.01	33.85	8.03	3.99	1641.5	221.38	94.80
tp	-4.65	5.38	-25.32	-0.17	17.91	3.06	0.71	987.96	-0.69	35.16
	Σ=	16.77	-83.77	-1.38	58.60	10.22	5.91	3200.6	14.49	-132.80

Razporeditev potresnih sil po višini objekta - Sy (+e)

Nivo	Z [m]	Ton 1			Ton 2			Ton 3		
		Px [kN]	Py [kN]	Pz [kN]	Px [kN]	Py [kN]	Pz [kN]	Px [kN]	Py [kN]	Pz [kN]
streha atrij	16.05	-13.25	216.93	-4.51	-0.28	-0.00	0.24	-0.07	-0.00	0.06
Pl. nad 1.n. višji del	13.70	-130.86	2762.2	-2.87	-0.83	0.06	-0.02	-0.21	-0.00	-0.00
pl nad 1.n	12.05	-6.04	451.34	6.77	-5.83	0.45	-0.01	-1.40	0.21	0.00
pl nad medetažo	8.15	-115.80	451.00	-6.23	-2.38	0.09	-0.03	-0.61	0.03	-0.01
	4.50	0.00	0.00	0.00	0.00	0.00	0.00	0.00	0.00	0.00
pl nad PR	3.90	-22.27	161.77	4.75	-0.48	0.03	0.06	-0.12	0.01	0.01
pl nad kl	0.00	-5.21	75.32	4.47	-0.22	0.01	0.01	-0.06	0.01	0.00
Plošča povozne površine	-0.35	7.88	78.84	-3.42	-0.18	0.02	0.01	-0.05	0.01	0.00
tp	-4.65	-3.72	49.48	-0.17	-0.16	0.01	0.01	-0.04	0.00	0.00
	Σ=	-289.27	4246.9	-1.21	-10.36	0.67	0.28	-2.56	0.27	0.07

Nivo	Z [m]	Ton 4			Ton 5			Ton 6		
		Px [kN]	Py [kN]	Pz [kN]	Px [kN]	Py [kN]	Pz [kN]	Px [kN]	Py [kN]	Pz [kN]
streha atrij	16.05	-4.17	-1.41	1.95	-10.37	5.03	5.43	6.56	0.91	-3.78
Pl. nad 1.n. višji del	13.70	-14.54	-13.59	-0.20	-31.68	36.17	-0.91	15.97	7.12	0.27
pl nad 1.n	12.05	-36.43	16.07	-0.36	-61.96	-38.17	1.59	22.01	-4.37	-0.41
pl nad medetažo	8.15	-38.88	1.62	-1.08	-82.98	6.42	-1.43	45.00	-0.66	0.82
	4.50	0.00	0.00	0.00	0.00	0.00	0.00	0.00	0.00	0.00
pl nad PR	3.90	-8.12	0.78	0.83	-17.45	2.92	1.79	9.52	-0.64	-0.96
pl nad kl	0.00	-3.72	0.27	0.28	-7.87	0.78	0.57	4.37	-0.05	-0.30
Plošča povozne površine	-0.35	-2.97	0.34	0.11	-6.16	0.92	0.27	3.55	-0.09	-0.16
tp	-4.65	-2.88	0.13	0.13	-6.15	0.41	0.33	3.43	0.04	-0.19
	Σ=	-111.71	4.21	1.66	-224.62	14.48	7.64	110.41	2.26	-4.70

Seizmični preračun

Nivo	Z [m]	Ton 7			Ton 8			Ton 9		
		Px [kN]	Py [kN]	Pz [kN]	Px [kN]	Py [kN]	Pz [kN]	Px [kN]	Py [kN]	Pz [kN]
streha atrij	16.05	2.50	20.69	-1.03	-7.45	145.47	2.38	13.37	-0.37	-4.50
Pl. nad 1.n. višji del	13.70	10.30	-34.53	0.34	6.10	-96.81	0.36	2.10	1.44	0.19
pl nad 1.n	12.05	9.97	297.61	-8.39	7.37	5.81	-0.20	-13.84	10.60	-0.23
pl nad medetažo	8.15	18.79	113.07	32.75	8.46	17.15	-0.47	1.07	6.88	-1.39
	4.50	0.00	0.00	0.00	0.00	0.00	0.00	0.00	0.00	0.00
pl nad PR	3.90	5.26	36.86	0.91	2.57	12.12	-0.01	0.37	4.59	0.10
pl nad kl	0.00	2.79	25.29	-1.34	0.97	5.92	-0.04	0.21	1.92	0.06
Plošča povozne površine	-0.35	3.23	28.76	-0.16	0.48	6.32	-0.40	0.10	2.08	-0.08
tp	-4.65	2.22	20.15	-0.32	0.91	4.70	-0.24	0.23	1.78	0.01
	Σ=	55.06	507.90	22.76	19.40	100.69	1.37	3.60	28.92	-5.83

Nivo	Z [m]	Ton 10			Ton 11			Ton 12		
		Px [kN]	Py [kN]	Pz [kN]	Px [kN]	Py [kN]	Pz [kN]	Px [kN]	Py [kN]	Pz [kN]
streha atrij	16.05	29.76	1.60	-12.26	-0.53	-2.42	-4.05	-3.88	0.90	2.08
Pl. nad 1.n. višji del	13.70	-6.89	-0.64	0.22	-18.06	-9.96	-0.03	4.43	0.67	0.08
pl nad 1.n	12.05	-22.38	0.53	-0.00	27.26	6.25	1.54	-1.21	1.74	-0.29
pl nad medetažo	8.15	-25.39	1.68	-0.62	-45.71	86.11	1.55	12.15	-0.06	-0.10
	4.50	0.00	0.00	0.00	0.00	0.00	0.00	0.00	0.00	0.00
pl nad PR	3.90	-5.67	1.19	0.63	-19.01	142.37	0.96	2.89	0.24	-0.21
pl nad kl	0.00	-2.65	0.39	0.18	-5.12	23.85	0.61	1.34	0.23	-0.10
Plošča povozne površine	-0.35	-2.32	0.48	0.06	-2.36	25.06	-0.55	1.07	0.26	-0.04
tp	-4.65	-2.27	0.36	0.14	-4.36	18.79	-0.21	1.22	0.32	-0.04
	Σ=	-37.81	5.59	-11.65	-67.88	290.05	-0.18	18.00	4.31	1.37

Nivo	Z [m]	Ton 13			Ton 14			Ton 15		
		Px [kN]	Py [kN]	Pz [kN]	Px [kN]	Py [kN]	Pz [kN]	Px [kN]	Py [kN]	Pz [kN]
streha atrij	16.05	1.40	0.33	-5.43	-0.02	-18.92	-34.91	3.58	-7.59	-38.01
Pl. nad 1.n. višji del	13.70	-22.57	-3.29	-0.34	-149.31	-43.64	0.26	-166.87	-7.60	-2.06
pl nad 1.n	12.05	24.35	-3.12	1.69	286.18	145.84	1.96	266.39	78.52	2.36
pl nad medetažo	8.15	-55.17	4.47	1.53	-398.93	747.10	4.66	-423.68	242.47	4.46
	4.50	0.00	0.00	0.00	0.00	0.00	0.00	0.00	0.00	0.00
pl nad PR	3.90	-13.04	2.22	0.91	-98.46	657.01	8.89	-102.79	75.90	7.60
pl nad kl	0.00	-6.19	0.65	0.41	-40.94	194.22	5.63	-48.02	55.44	4.27
Plošča povozne površine	-0.35	-4.79	0.64	0.00	-18.98	207.32	-4.18	-34.03	59.36	-1.56
tp	-4.65	-5.50	0.13	0.05	-34.85	158.41	-1.42	-43.35	43.25	-0.16
	Σ=	-81.49	2.02	-1.18	-455.31	2047.3	-19.11	-548.78	539.74	-23.11

Nivo	Z [m]	Ton 16			Ton 17			Ton 18		
		Px [kN]	Py [kN]	Pz [kN]	Px [kN]	Py [kN]	Pz [kN]	Px [kN]	Py [kN]	Pz [kN]
streha atrij	16.05	-4.51	-6.82	27.87	-0.04	-0.44	0.23	-13.43	-48.22	67.69
Pl. nad 1.n. višji del	13.70	128.63	-32.88	3.70	1.13	0.82	0.03	349.52	-287.95	22.12
pl nad 1.n	12.05	-165.08	39.75	0.23	-2.25	7.60	1.87	-313.22	539.73	-0.39
pl nad medetažo	8.15	305.81	441.10	-3.44	3.11	3.21	-3.04	710.50	4435.0	31.57
	4.50	0.00	0.00	0.00	0.00	0.00	0.00	0.00	0.00	0.00
pl nad PR	3.90	56.79	521.18	-3.53	0.87	1.88	-0.04	180.55	2439.8	2.11
pl nad kl	0.00	38.18	128.90	-0.16	0.32	1.39	0.29	125.41	1167.6	-1.92
Plošča povozne površine	-0.35	39.30	139.12	-2.28	0.13	1.33	-0.33	201.78	1315.9	-10.81
tp	-4.65	36.90	113.96	-1.62	0.32	1.60	-0.07	132.79	1036.9	-9.86
	Σ=	436.02	1344.3	20.76	3.59	17.39	-1.08	1373.9	10599	100.52

Nivo	Z [m]	Ton 19			Ton 20			Ton 21		
		Px [kN]	Py [kN]	Pz [kN]	Px [kN]	Py [kN]	Pz [kN]	Px [kN]	Py [kN]	Pz [kN]
streha atrij	16.05	0.04	0.07	-0.11	-1.47	-5.18	10.93	0.46	-2.50	-6.50
Pl. nad 1.n. višji del	13.70	-0.63	0.19	-0.15	56.05	-66.31	5.04	-17.02	41.66	-1.76
pl nad 1.n	12.05	0.31	-0.94	-0.05	-47.20	66.75	-0.10	28.92	120.50	-1.43
pl nad medetažo	8.15	-1.31	-4.55	-0.21	103.58	897.77	22.03	-37.07	-60.37	10.18
	4.50	0.00	0.00	0.00	0.00	0.00	0.00	0.00	0.00	0.00
pl nad PR	3.90	0.10	-4.14	-0.20	39.22	202.52	1.28	-12.34	32.25	2.14
pl nad kl	0.00	0.12	-0.75	-0.20	22.77	219.05	-13.29	-8.30	8.55	-6.77
Plošča povozne površine	-0.35	-1.59	13.77	0.31	50.80	203.05	1.81	-21.52	9.32	2.38
tp	-4.65	-0.41	0.48	0.88	26.13	180.93	-3.54	-8.91	27.80	-1.27
	Σ=	-3.38	4.14	0.27	249.89	1698.6	24.15	-75.78	177.21	-3.02

Nivo	Z [m]	Ton 22			Ton 23			Ton 24		
		Px [kN]	Py [kN]	Pz [kN]	Px [kN]	Py [kN]	Pz [kN]	Px [kN]	Py [kN]	Pz [kN]
streha atrij	16.05	-0.47	-0.27	-0.19	-2.95	-5.00	-9.55	-3.14	-5.21	-2.82
Pl. nad 1.n. višji del	13.70	-0.80	-1.81	-0.07	-26.97	25.90	0.28	2.47	-9.12	2.05
pl nad 1.n	12.05	2.48	6.07	-0.35	49.73	216.85	3.35	20.16	201.49	5.83
pl nad medetažo	8.15	-2.99	-8.00	2.00	-49.53	74.34	-11.87	-14.38	610.27	-26.30
	4.50	0.00	0.00	0.00	0.00	0.00	0.00	0.00	0.00	0.00
pl nad PR	3.90	-2.06	10.40	0.14	-0.02	34.13	3.80	36.80	-151.42	2.59
pl nad kl	0.00	-0.84	0.24	-1.61	-8.48	56.11	17.16	8.17	155.10	27.25
Plošča povozne površine	-0.35	-1.62	-0.91	1.37	-27.36	85.94	-25.44	15.50	195.61	-34.91
tp	-4.65	-0.88	1.17	-0.05	-8.58	87.50	-2.54	11.26	172.36	-2.98
	Σ=	-7.18	6.89	1.23	-74.15	575.76	-24.83	76.86	1169.1	-29.28

Nivo	Z [m]	Ton 25			Ton 26			Ton 27		
		Px [kN]	Py [kN]	Pz [kN]	Px [kN]	Py [kN]	Pz [kN]	Px [kN]	Py [kN]	Pz [kN]
streha atrij	16.05	0.47	0.01	2.22	0.00	1.70	-3.97	2.81	-0.13	9.36
Pl. nad 1.n. višji del	13.70	1.94	-7.39	1.70	-5.93	-52.07	0.94	12.64	-2.37	0.19
pl nad 1.n	12.05	-11.44	-17.93	2.94	16.06	13.77	1.70	-30.49	35.37	-2.81
pl nad medetažo	8.15	16.05	87.56	-4.78	-12.39	89.62	-0.19	20.39	10.12	-5.11
	4.50	0.00	0.00	0.00	0.00	0.00	0.00	0.00	0.00	0.00
pl nad PR	3.90	10.36	-21.57	0.27	-2.47	25.75	0.34	9.84	11.92	0.79
pl nad kl	0.00	4.88	12.32	10.56	-1.53	26.52	3.99	3.03	14.09	-0.06
Plošča povozne površine	-0.35	9.89	21.04	-9.05	2.99	31.12	-4.32	-5.00	15.42	-1.93
tp	-4.65	5.36	12.41	-0.02	-0.61	27.02	-0.25	3.57	20.07	-0.29
	Σ=	37.51	86.44	3.85	-3.87	163.42	-1.76	16.77	104.50	0.15

Nivo	Z [m]	Ton 28			Ton 29			Ton 30		
		Px [kN]	Py [kN]	Pz [kN]	Px [kN]	Py [kN]	Pz [kN]	Px [kN]	Py [kN]	Pz [kN]
streha atrij	16.05	0.05	0.00	0.02	-0.01	-0.00	0.04	-0.25	-0.01	0.40
Pl. nad 1.n. višji del	13.70	-0.73	-1.19	0.46	0.28	0.02	-0.09	5.11	-9.07	0.08
pl nad 1.n	12.05	-0.37	3.38	0.44	-0.02	-0.01	-0.01	-1.40	18.64	1.11
pl nad medetažo	8.15	2.19	13.29	-0.57	0.50	-0.05	0.95	2.87	123.66	20.85
	4.50	0.00	0.00	0.00	0.00	0.00	0.00	0.00	0.00	0.00
pl nad PR	3.90	2.96	-9.17	-0.06	-1.40	0.06	0.01	-1.70	-75.27	0.08
pl nad kl	0.00	1.17	2.76	0.92	-0.22	0.02	0.08	2.16	22.12	-21.92
Plošča povozne površine	-0.35	1.34	3.68	-1.70	-0.17	0.01	-0.03	11.82	50.33	22.54
tp	-4.65	1.54	3.09	-0.07	-0.27	0.01	-0.00	4.43	34.63	-0.32
	Σ=	8.16	15.83	-0.56	-1.30	0.07	0.94	23.03	165.04	22.82

Nivo	Z [m]	Ton 31			Ton 32			Ton 33		
		Px [kN]	Py [kN]	Pz [kN]	Px [kN]	Py [kN]	Pz [kN]	Px [kN]	Py [kN]	Pz [kN]
streha atrij	16.05	0.06	-0.01	-0.00	-0.00	-0.00	-0.01	-0.10	-0.13	-0.61
Pl. nad 1.n. višji del	13.70	-0.89	0.32	0.14	0.01	0.01	-0.01	-1.52	-1.19	0.21
pl nad 1.n	12.05	5.82	-4.43	-0.17	0.03	0.08	-0.01	1.28	4.57	0.55
pl nad medetažo	8.15	-5.79	5.21	0.06	-0.04	-0.09	0.03	-0.68	13.78	0.95
	4.50	0.00	0.00	0.00	0.00	0.00	0.00	0.00	0.00	0.00
pl nad PR	3.90	-1.94	0.82	0.17	-0.05	-0.01	-0.00	0.44	-11.65	0.19
pl nad kl	0.00	-1.18	1.46	-0.15	-0.02	0.01	-0.02	0.14	2.49	-0.21
Plošča povozne površine	-0.35	-0.67	1.89	0.21	-0.01	0.00	0.04	2.29	5.80	0.14
tp	-4.65	-1.28	1.48	0.06	-0.02	0.00	-0.00	0.43	4.22	-0.10
	Σ=	-5.88	6.74	0.32	-0.10	0.01	0.02	2.27	17.89	1.11

Nivo	Z [m]	Ton 34			Ton 35			Ton 36		
		Px [kN]	Py [kN]	Pz [kN]	Px [kN]	Py [kN]	Pz [kN]	Px [kN]	Py [kN]	Pz [kN]
streha atrij	16.05	0.09	0.12	0.32	-0.35	-0.13	1.63	0.01	-0.01	-0.01
Pl. nad 1.n. višji del	13.70	-0.03	-0.00	0.06	15.02	0.13	6.89	0.00	0.00	-0.00
pl nad 1.n	12.05	-0.76	1.38	0.07	0.35	3.46	0.15	-0.00	0.01	0.00
pl nad medetažo	8.15	0.45	4.25	0.15	-1.93	16.36	8.63	-0.01	0.00	-0.00
	4.50	0.00	0.00	0.00	0.00	0.00	0.00	0.00	0.00	0.00
pl nad PR	3.90	1.17	-6.19	0.02	-23.40	5.35	6.38	-0.01	0.01	0.00
pl nad kl	0.00	0.46	0.95	-0.74	-26.70	6.16	4.00	-0.00	0.01	-0.00
Plošča povozne površine	-0.35	0.36	1.53	0.84	-212.37	49.50	-15.02	0.02	0.00	0.00
tp	-4.65	0.61	0.81	-0.06	-88.64	30.01	4.54	0.00	0.01	-0.00
	Σ=	2.34	2.85	0.66	-338.03	110.84	17.19	0.01	0.03	-0.01

Nivo	Z [m]	Ton 37			Ton 38			Ton 39		
		Px [kN]	Py [kN]	Pz [kN]	Px [kN]	Py [kN]	Pz [kN]	Px [kN]	Py [kN]	Pz [kN]
streha atrij	16.05	-1.64	-12.50	2.34	-0.00	-0.09	-0.08	0.02	0.02	-0.09
Pl. nad 1.n. višji del	13.70	37.02	5.19	-7.35	-0.42	-0.07	-0.28	-0.85	-0.01	-0.24
pl nad 1.n	12.05	0.72	72.66	8.78	0.07	1.10	0.03	-0.02	-0.02	-0.02
pl nad medetažo	8.15	-23.38	-35.70	-2.10	-0.23	1.15	0.56	0.02	-0.76	-0.36
	4.50	0.00	0.00	0.00	0.00	0.00	0.00	0.00	0.00	0.00
pl nad PR	3.90	-64.65	122.15	3.04	0.76	-2.24	-0.14	1.75	-0.12	-0.29
pl nad kl	0.00	-29.96	49.72	1.38	1.02	-0.01	0.12	1.67	-0.05	-0.19
Plošča povozne površine	-0.35	25.00	90.51	-0.06	5.91	1.40	0.70	7.43	1.00	0.43
tp	-4.65	-26.89	126.51	0.86	3.12	0.53	0.12	4.47	-0.00	0.16
	Σ=	-83.77	418.54	6.89	10.22	1.78	1.03	14.49	0.07	-0.60

Seizmični preračun

Razporeditev potresnih sil po višini objekta - Sy (-e)

Nivo	Z [m]	Ton 1			Ton 2			Ton 3		
		Px [kN]	Py [kN]	Pz [kN]	Px [kN]	Py [kN]	Pz [kN]	Px [kN]	Py [kN]	Pz [kN]
streha atrij	16.05	-13.25	216.93	-4.51	-0.28	-0.00	0.24	-0.07	-0.00	0.06
Pl. nad 1.n. višji del	13.70	-130.86	2762.2	-2.87	-0.83	0.06	-0.02	-0.21	-0.00	-0.00
pl nad 1.n	12.05	-6.04	451.34	6.77	-5.83	0.45	-0.01	-1.40	0.21	0.00
pl nad medetažo	8.15	-115.80	451.00	-6.23	-2.38	0.09	-0.03	-0.61	0.03	-0.01
	4.50	0.00	0.00	0.00	0.00	0.00	0.00	0.00	0.00	0.00
pl nad PR	3.90	-22.27	161.77	4.75	-0.48	0.03	0.06	-0.12	0.01	0.01
pl nad kl	0.00	-5.21	75.32	4.47	-0.22	0.01	0.01	-0.06	0.01	0.00
Plošča povozne površine	-0.35	7.88	78.84	-3.42	-0.18	0.02	0.01	-0.05	0.01	0.00
tp	-4.65	-3.72	49.48	-0.17	-0.16	0.01	0.01	-0.04	0.00	0.00
	Σ=	-289.27	4246.9	-1.21	-10.36	0.67	0.28	-2.56	0.27	0.07

Nivo	Z [m]	Ton 4			Ton 5			Ton 6		
		Px [kN]	Py [kN]	Pz [kN]	Px [kN]	Py [kN]	Pz [kN]	Px [kN]	Py [kN]	Pz [kN]
streha atrij	16.05	-4.17	-1.41	1.95	-10.37	5.03	5.43	6.56	0.91	-3.78
Pl. nad 1.n. višji del	13.70	-14.54	-13.59	-0.20	-31.68	36.17	-0.91	15.97	7.12	0.27
pl nad 1.n	12.05	-36.43	16.07	-0.36	-61.96	-38.17	1.59	22.01	-4.37	-0.41
pl nad medetažo	8.15	-38.88	1.62	-1.08	-82.98	6.42	-1.43	45.00	-0.66	0.82
	4.50	0.00	0.00	0.00	0.00	0.00	0.00	0.00	0.00	0.00
pl nad PR	3.90	-8.12	0.78	0.83	-17.45	2.92	1.79	9.52	-0.64	-0.96
pl nad kl	0.00	-3.72	0.27	0.28	-7.87	0.78	0.57	4.37	-0.05	-0.30
Plošča povozne površine	-0.35	-2.97	0.34	0.11	-6.16	0.92	0.27	3.55	-0.09	-0.16
tp	-4.65	-2.88	0.13	0.13	-6.15	0.41	0.33	3.43	0.04	-0.19
	Σ=	-111.71	4.21	1.66	-224.62	14.48	7.64	110.41	2.26	-4.70

Nivo	Z [m]	Ton 7			Ton 8			Ton 9		
		Px [kN]	Py [kN]	Pz [kN]	Px [kN]	Py [kN]	Pz [kN]	Px [kN]	Py [kN]	Pz [kN]
streha atrij	16.05	2.50	20.69	-1.03	-7.45	145.47	2.38	13.37	-0.37	-4.50
Pl. nad 1.n. višji del	13.70	10.30	-34.53	0.34	6.10	-96.81	0.36	2.10	1.44	0.19
pl nad 1.n	12.05	9.97	297.61	-8.39	7.37	5.81	-0.20	-13.84	10.60	-0.23
pl nad medetažo	8.15	18.79	113.07	32.75	8.46	17.15	-0.47	1.07	6.88	-1.39
	4.50	0.00	0.00	0.00	0.00	0.00	0.00	0.00	0.00	0.00
pl nad PR	3.90	5.26	36.86	0.91	2.57	12.12	-0.01	0.37	4.59	0.10
pl nad kl	0.00	2.79	25.29	-1.34	0.97	5.92	-0.04	0.21	1.92	0.06
Plošča povozne površine	-0.35	3.23	28.76	-0.16	0.48	6.32	-0.40	0.10	2.08	-0.08
tp	-4.65	2.22	20.15	-0.32	0.91	4.70	-0.24	0.23	1.78	0.01
	Σ=	55.06	507.90	22.76	19.40	100.69	1.37	3.60	28.92	-5.83

Nivo	Z [m]	Ton 10			Ton 11			Ton 12		
		Px [kN]	Py [kN]	Pz [kN]	Px [kN]	Py [kN]	Pz [kN]	Px [kN]	Py [kN]	Pz [kN]
streha atrij	16.05	29.76	1.60	-12.26	-0.53	-2.42	-4.05	-3.88	0.90	2.08
Pl. nad 1.n. višji del	13.70	-6.89	-0.64	0.22	-18.06	-9.96	-0.03	4.43	0.67	0.08
pl nad 1.n	12.05	-22.38	0.53	-0.00	27.26	6.25	1.54	-1.21	1.74	-0.29
pl nad medetažo	8.15	-25.39	1.68	-0.62	-45.71	86.11	1.55	12.15	-0.06	-0.10
	4.50	0.00	0.00	0.00	0.00	0.00	0.00	0.00	0.00	0.00
pl nad PR	3.90	-5.67	1.19	0.63	-19.01	142.37	0.96	2.89	0.24	-0.21
pl nad kl	0.00	-2.65	0.39	0.18	-5.12	23.85	0.61	1.34	0.23	-0.10
Plošča povozne površine	-0.35	-2.32	0.48	0.06	-2.36	25.06	-0.55	1.07	0.26	-0.04
tp	-4.65	-2.27	0.36	0.14	-4.36	18.79	-0.21	1.22	0.32	-0.04
	Σ=	-37.81	5.59	-11.65	-67.88	290.05	-0.18	18.00	4.31	1.37

Nivo	Z [m]	Ton 13			Ton 14			Ton 15		
		Px [kN]	Py [kN]	Pz [kN]	Px [kN]	Py [kN]	Pz [kN]	Px [kN]	Py [kN]	Pz [kN]
streha atrij	16.05	1.40	0.33	-5.43	-0.02	-18.92	-34.91	3.58	-7.59	-38.01
Pl. nad 1.n. višji del	13.70	-22.57	-3.29	-0.34	-149.31	-43.64	0.26	-166.87	-7.60	-2.06
pl nad 1.n	12.05	24.35	-3.12	1.69	286.18	145.84	1.96	266.39	78.52	2.36
pl nad medetažo	8.15	-55.17	4.47	1.53	-398.93	747.10	4.66	-423.68	242.47	4.46
	4.50	0.00	0.00	0.00	0.00	0.00	0.00	0.00	0.00	0.00
pl nad PR	3.90	-13.04	2.22	0.91	-98.46	657.01	8.89	-102.79	75.90	7.60
pl nad kl	0.00	-6.19	0.65	0.41	-40.94	194.22	5.63	-48.02	55.44	4.27
Plošča povozne površine	-0.35	-4.79	0.64	0.00	-18.98	207.32	-4.18	-34.03	59.36	-1.56
tp	-4.65	-5.50	0.13	0.05	-34.85	158.41	-1.42	-43.35	43.25	-0.16
	Σ=	-81.49	2.02	-1.18	-455.31	2047.3	-19.11	-548.78	539.74	-23.11

Nivo	Z [m]	Ton 16			Ton 17			Ton 18		
		Px [kN]	Py [kN]	Pz [kN]	Px [kN]	Py [kN]	Pz [kN]	Px [kN]	Py [kN]	Pz [kN]
streha atrij	16.05	-4.51	-6.82	27.87	-0.04	-0.44	0.23	-13.43	-48.22	67.69
Pl. nad 1.n. višji del	13.70	128.63	-32.88	3.70	1.13	0.82	0.03	349.52	-287.95	22.12
pl nad 1.n	12.05	-165.08	39.75	0.23	-2.25	7.60	1.87	-313.22	539.73	-0.39
pl nad medetažo	8.15	305.81	441.10	-3.44	3.11	3.21	-3.04	710.50	4435.0	31.57
	4.50	0.00	0.00	0.00	0.00	0.00	0.00	0.00	0.00	0.00
pl nad PR	3.90	56.79	521.18	-3.53	0.87	1.88	-0.04	180.55	2439.8	2.11
pl nad kl	0.00	38.18	128.90	-0.16	0.32	1.39	0.29	125.41	1167.6	-1.92
Plošča povozne površine	-0.35	39.30	139.12	-2.28	0.13	1.33	-0.33	201.78	1315.9	-10.81
tp	-4.65	36.90	113.96	-1.62	0.32	1.60	-0.07	132.79	1036.9	-9.86
	Σ=	436.02	1344.3	20.76	3.59	17.39	-1.08	1373.9	10599	100.52

Nivo	Z [m]	Ton 19			Ton 20			Ton 21		
		Px [kN]	Py [kN]	Pz [kN]	Px [kN]	Py [kN]	Pz [kN]	Px [kN]	Py [kN]	Pz [kN]
streha atrij	16.05	0.04	0.07	-0.11	-1.47	-5.18	10.93	0.46	-2.50	-6.50
Pl. nad 1.n. višji del	13.70	-0.63	0.19	-0.15	56.05	-66.31	5.04	-17.02	41.66	-1.76
pl nad 1.n	12.05	0.31	-0.94	-0.05	-47.20	66.75	-0.10	28.92	120.50	-1.43
pl nad medetažo	8.15	-1.31	-4.55	-0.21	103.58	897.77	22.03	-37.07	-60.37	10.18
	4.50	0.00	0.00	0.00	0.00	0.00	0.00	0.00	0.00	0.00
pl nad PR	3.90	0.10	-4.14	-0.20	39.22	202.52	1.28	-12.34	32.25	2.14
pl nad kl	0.00	0.12	-0.75	-0.20	22.77	219.05	-13.29	-8.30	8.55	-6.77
Plošča povozne površine	-0.35	-1.59	13.77	0.31	50.80	203.05	1.81	-21.52	9.32	2.38
tp	-4.65	-0.41	0.48	0.88	26.13	180.93	-3.54	-8.91	27.80	-1.27
	Σ=	-3.38	4.14	0.27	249.89	1698.6	24.15	-75.78	177.21	-3.02

Nivo	Z [m]	Ton 22			Ton 23			Ton 24		
		Px [kN]	Py [kN]	Pz [kN]	Px [kN]	Py [kN]	Pz [kN]	Px [kN]	Py [kN]	Pz [kN]
streha atrij	16.05	-0.47	-0.27	-0.19	-2.95	-5.00	-9.55	-3.14	-5.21	-2.82
Pl. nad 1.n. višji del	13.70	-0.80	-1.81	-0.07	-26.97	25.90	0.28	2.47	-9.12	2.05
pl nad 1.n	12.05	2.48	6.07	-0.35	49.73	216.85	3.35	20.16	201.49	5.83
pl nad medetažo	8.15	-2.99	-8.00	2.00	-49.53	74.34	-11.87	-14.38	610.27	-26.30
	4.50	0.00	0.00	0.00	0.00	0.00	0.00	0.00	0.00	0.00
pl nad PR	3.90	-2.06	10.40	0.14	-0.02	34.13	3.80	36.80	-151.42	2.59
pl nad kl	0.00	-0.84	0.24	-1.61	-8.48	56.11	17.16	8.17	155.10	27.25
Plošča povozne površine	-0.35	-1.62	-0.91	1.37	-27.36	85.94	-25.44	15.50	195.61	-34.91
tp	-4.65	-0.88	1.17	-0.05	-8.58	87.50	-2.54	11.26	172.36	-2.98
	Σ=	-7.18	6.89	1.23	-74.15	575.76	-24.83	76.86	1169.1	-29.28

Nivo	Z [m]	Ton 25			Ton 26			Ton 27		
		Px [kN]	Py [kN]	Pz [kN]	Px [kN]	Py [kN]	Pz [kN]	Px [kN]	Py [kN]	Pz [kN]
streha atrij	16.05	0.47	0.01	2.22	0.00	1.70	-3.97	2.81	-0.13	9.36
Pl. nad 1.n. višji del	13.70	1.94	-7.39	1.70	-5.93	-52.07	0.94	12.64	-2.37	0.19
pl nad 1.n	12.05	-11.44	-17.93	2.94	16.06	13.77	1.70	-30.49	35.37	-2.81
pl nad medetažo	8.15	16.05	87.56	-4.78	-12.39	89.62	-0.19	20.39	10.12	-5.11
	4.50	0.00	0.00	0.00	0.00	0.00	0.00	0.00	0.00	0.00
pl nad PR	3.90	10.36	-21.57	0.27	-2.47	25.75	0.34	9.84	11.92	0.79
pl nad kl	0.00	4.88	12.32	10.56	-1.53	26.52	3.99	3.03	14.09	-0.06
Plošča povozne površine	-0.35	9.89	21.04	-9.05	2.99	31.12	-4.32	-5.00	15.42	-1.93
tp	-4.65	5.36	12.41	-0.02	-0.61	27.02	-0.25	3.57	20.07	-0.29
	Σ=	37.51	86.44	3.85	-3.87	163.42	-1.76	16.77	104.50	0.15

Nivo	Z [m]	Ton 28			Ton 29			Ton 30		
		Px [kN]	Py [kN]	Pz [kN]	Px [kN]	Py [kN]	Pz [kN]	Px [kN]	Py [kN]	Pz [kN]
streha atrij	16.05	0.05	0.00	0.02	-0.01	-0.00	0.04	-0.25	-0.01	0.40
Pl. nad 1.n. višji del	13.70	-0.73	-1.19	0.46	0.28	0.02	-0.09	5.11	-9.07	0.08
pl nad 1.n	12.05	-0.37	3.38	0.44	-0.02	-0.01	-0.01	-1.40	18.64	1.11
pl nad medetažo	8.15	2.19	13.29	-0.57	0.50	-0.05	0.95	2.87	123.66	20.85
	4.50	0.00	0.00	0.00	0.00	0.00	0.00	0.00	0.00	0.00
pl nad PR	3.90	2.96	-9.17	-0.06	-1.40	0.06	0.01	-1.70	-75.27	0.08
pl nad kl	0.00	1.17	2.76	0.92	-0.22	0.02	0.08	2.16	22.12	-21.92
Plošča povozne površine	-0.35	1.34	3.68	-1.70	-0.17	0.01	-0.03	11.82	50.33	22.54
tp	-4.65	1.54	3.09	-0.07	-0.27	0.01	-0.00	4.43	34.63	-0.32
	Σ=	8.16	15.83	-0.56	-1.30	0.07	0.94	23.03	165.04	22.82

Nivo	Z [m]	Ton 31			Ton 32			Ton 33		
		Px [kN]	Py [kN]	Pz [kN]	Px [kN]	Py [kN]	Pz [kN]	Px [kN]	Py [kN]	Pz [kN]
streha atrij	16.05	0.06	-0.01	-0.00	-0.00	-0.00	-0.01	-0.10	-0.13	-0.61
Pl. nad 1.n. višji del	13.70	-0.89	0.32	0.14	0.01	0.01	-0.01	-1.52	-1.19	0.21
pl nad 1.n	12.05	5.82	-4.43	-0.17	0.03	0.08	-0.01	1.28	4.57	0.55
pl nad medetažo	8.15	-5.79	5.21	0.06	-0.04	-0.09	0.03	-0.68	13.78	0.95
	4.50	0.00	0.00	0.00	0.00	0.00	0.00	0.00	0.00	0.00
pl nad PR	3.90	-1.94	0.82	0.17	-0.05	-0.01	-0.00	0.44	-11.65	0.19
pl nad kl	0.00	-1.18	1.46	-0.15	-0.02	0.01	-0.02	0.14	2.49	-0.21
Plošča povozne površine	-0.35	-0.67	1.89	0.21	-0.01	0.00	0.04	2.29	5.80	0.14
tp	-4.65	-1.28	1.48	0.06	-0.02	0.00	-0.00	0.43	4.22	-0.10
	Σ=	-5.88	6.74	0.32	-0.10	0.01	0.02	2.27	17.89	1.11

Seizmični preračun

Nivo	Z [m]	Ton 34			Ton 35			Ton 36		
		Px [kN]	Py [kN]	Pz [kN]	Px [kN]	Py [kN]	Pz [kN]	Px [kN]	Py [kN]	Pz [kN]
streha atrij	16.05	0.09	0.12	0.32	-0.35	-0.13	1.63	0.01	-0.01	-0.01
Pl. nad 1.n. višji del	13.70	-0.03	-0.00	0.06	15.02	0.13	6.89	0.00	0.00	-0.00
pl nad 1.n	12.05	-0.76	1.38	0.07	0.35	3.46	0.15	-0.00	0.01	0.00
pl nad medetažo	8.15	0.45	4.25	0.15	-1.93	16.36	8.63	-0.01	0.00	-0.00
	4.50	0.00	0.00	0.00	0.00	0.00	0.00	0.00	0.00	0.00
pl nad PR	3.90	1.17	-6.19	0.02	-23.40	5.35	6.38	-0.01	0.01	0.00
pl nad kl	0.00	0.46	0.95	-0.74	-26.70	6.16	4.00	-0.00	0.01	-0.00
Plošča povozne površine	-0.35	0.36	1.53	0.84	-212.37	49.50	-15.02	0.02	0.00	0.00
tp	-4.65	0.61	0.81	-0.06	-88.64	30.01	4.54	0.00	0.01	-0.00
	Σ=	2.34	2.85	0.66	-338.03	110.84	17.19	0.01	0.03	-0.01

Nivo	Z [m]	Ton 37			Ton 38			Ton 39		
		Px [kN]	Py [kN]	Pz [kN]	Px [kN]	Py [kN]	Pz [kN]	Px [kN]	Py [kN]	Pz [kN]
streha atrij	16.05	-1.64	-12.50	2.34	-0.00	-0.09	-0.08	0.02	0.02	-0.09
Pl. nad 1.n. višji del	13.70	37.02	5.19	-7.35	-0.42	-0.07	-0.28	-0.85	-0.01	-0.24
pl nad 1.n	12.05	0.72	72.66	8.78	0.07	1.10	0.03	-0.02	-0.02	-0.02
pl nad medetažo	8.15	-23.38	-35.70	-2.10	-0.23	1.15	0.56	0.02	-0.76	-0.36
	4.50	0.00	0.00	0.00	0.00	0.00	0.00	0.00	0.00	0.00
pl nad PR	3.90	-64.65	122.15	3.04	0.76	-2.24	-0.14	1.75	-0.12	-0.29
pl nad kl	0.00	-29.96	49.72	1.38	1.02	-0.01	0.12	1.67	-0.05	-0.19
Plošča povozne površine	-0.35	25.00	90.51	-0.06	5.91	1.40	0.70	7.43	1.00	0.43
tp	-4.65	-26.89	126.51	0.86	3.12	0.53	0.12	4.47	-0.00	0.16
	Σ=	-83.77	418.54	6.89	10.22	1.78	1.03	14.49	0.07	-0.60

Faktorji participacije - relativno sodelovanje

Ton \ Naziv	1. Sx (+e)	2. Sx (-e)	3. Sy (+e)	4. Sy (-e)
1	0.001	0.001	0.173	0.173
2	0.008	0.008	0.000	0.000
3	0.001	0.001	0.000	0.000
4	0.140	0.140	0.000	0.000
5	0.165	0.165	0.001	0.001
6	0.255	0.255	0.000	0.000
7	0.000	0.000	0.021	0.021
8	0.000	0.000	0.004	0.004
9	0.000	0.000	0.001	0.001
10	0.012	0.012	0.000	0.000
11	0.001	0.001	0.012	0.012
12	0.004	0.004	0.000	0.000
13	0.156	0.156	0.000	0.000
14	0.005	0.005	0.084	0.084
15	0.026	0.026	0.022	0.022
16	0.007	0.007	0.055	0.055
17	0.000	0.000	0.001	0.001
18	0.008	0.008	0.433	0.433
19	0.000	0.000	0.000	0.000
20	0.002	0.002	0.069	0.069
21	0.002	0.002	0.007	0.007
22	0.000	0.000	0.000	0.000
23	0.000	0.000	0.024	0.024
24	0.000	0.000	0.048	0.048
25	0.001	0.001	0.004	0.004
26	0.000	0.000	0.007	0.007
27	0.000	0.000	0.004	0.004
28	0.000	0.000	0.001	0.001
29	0.001	0.001	0.000	0.000
30	0.000	0.000	0.007	0.007
31	0.000	0.000	0.000	0.000
32	0.000	0.000	0.000	0.000
33	0.000	0.000	0.001	0.001
34	0.000	0.000	0.000	0.000
35	0.049	0.049	0.005	0.005
36	0.000	0.000	0.000	0.000
37	0.001	0.001	0.017	0.017
38	0.003	0.003	0.000	0.000
39	0.151	0.151	0.000	0.000

Faktorji participacije - angažiranje mase

Ton	U [α=0°]	U [α=90°]
1	0.05	9.79
2	0.37	0.00
3	0.06	0.00
4	6.87	0.01
5	8.10	0.03
6	12.91	0.01
7	0.01	1.19
8	0.01	0.23
9	0.00	0.07
10	0.81	0.02
11	0.04	0.66
12	0.25	0.01
13	8.37	0.01
14	0.24	4.80
15	1.34	1.29
16	0.34	3.22
17	0.00	0.04
18	0.46	27.45
19	0.01	0.01
20	0.10	4.39
21	0.10	0.54
22	0.03	0.02
23	0.03	1.69
24	0.01	3.36
25	0.05	0.25
26	0.00	0.51
27	0.01	0.31
28	0.01	0.05
29	0.09	0.00
30	0.01	0.52
31	0.02	0.02
32	0.00	0.00
33	0.00	0.06
34	0.01	0.01
35	3.53	0.38
36	0.00	0.00
37	0.06	1.49
38	0.20	0.01
39	11.67	0.00
ΣU (%)	56.13	62.44

Prečne sile v osnovi [-0.35 m]

Obtežni primer	Kot α[°]	VtB[kN]
Sx	0	10969.84
Sy	90	12167.77

Statični preračun

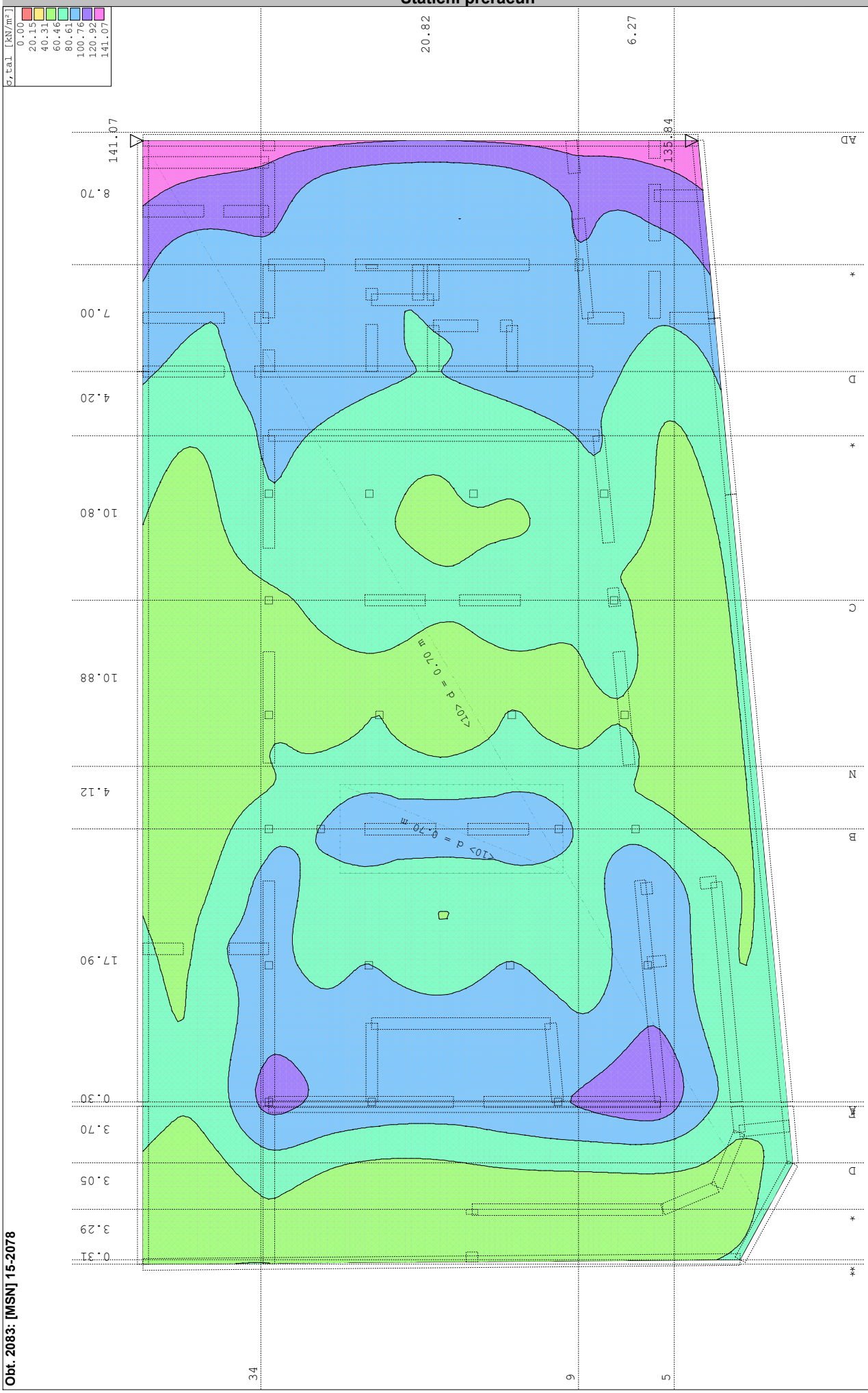

Obt. 2083: [MSN] 15-2078

Nivo: tp [-4.65 m]
Vplivi v pov.podpori: max σ,tal= 141.07 / min σ,tal= 0.00 kN/m²

Statični preračun

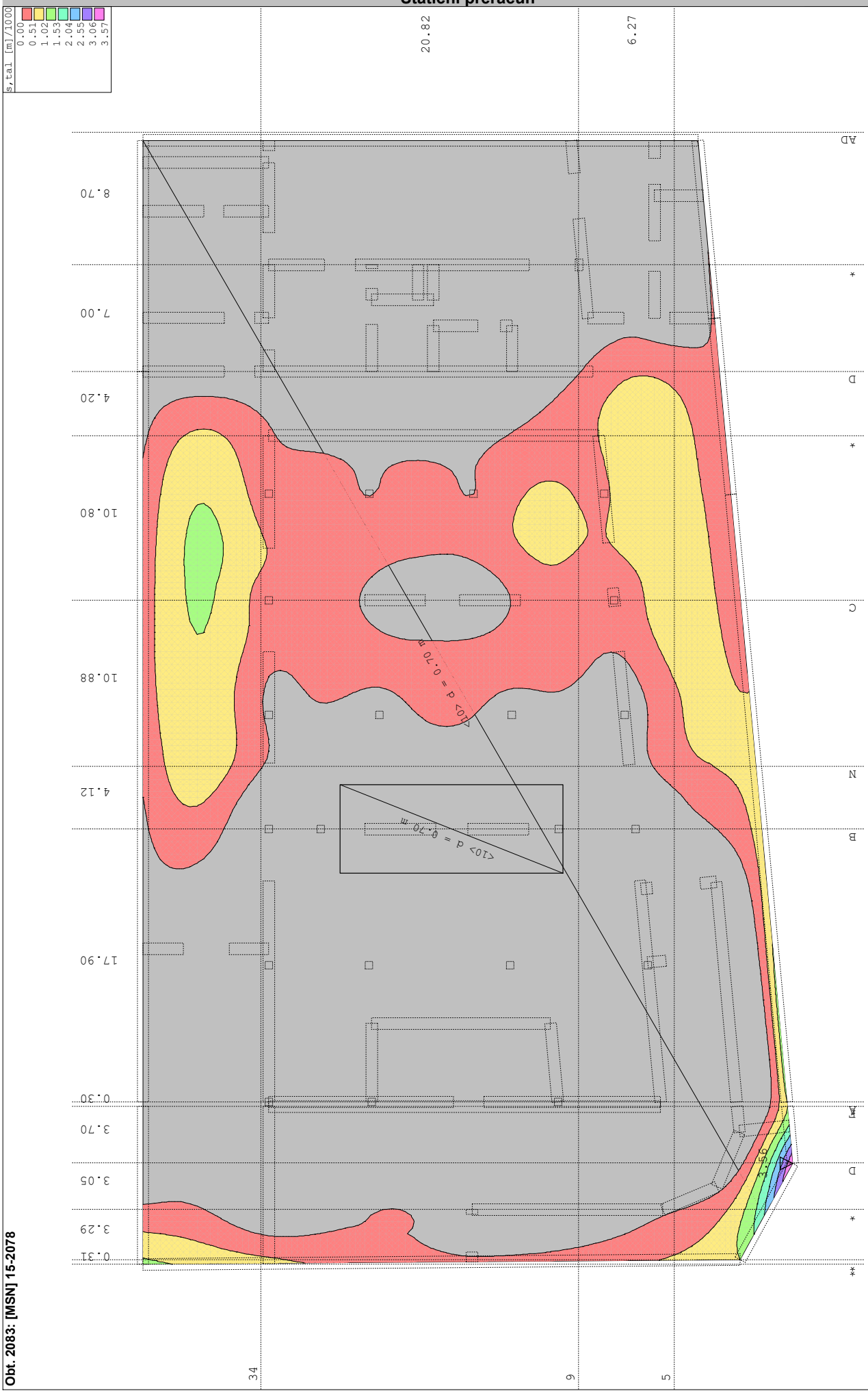

Obt. 2083: [MSN] 15-2078

Nivo: tp [-4.65 m]
Vplivi v pov.podpori: max s,tal= 3.56 / min s,tal= 0.00 m / 1000

Statični preračun

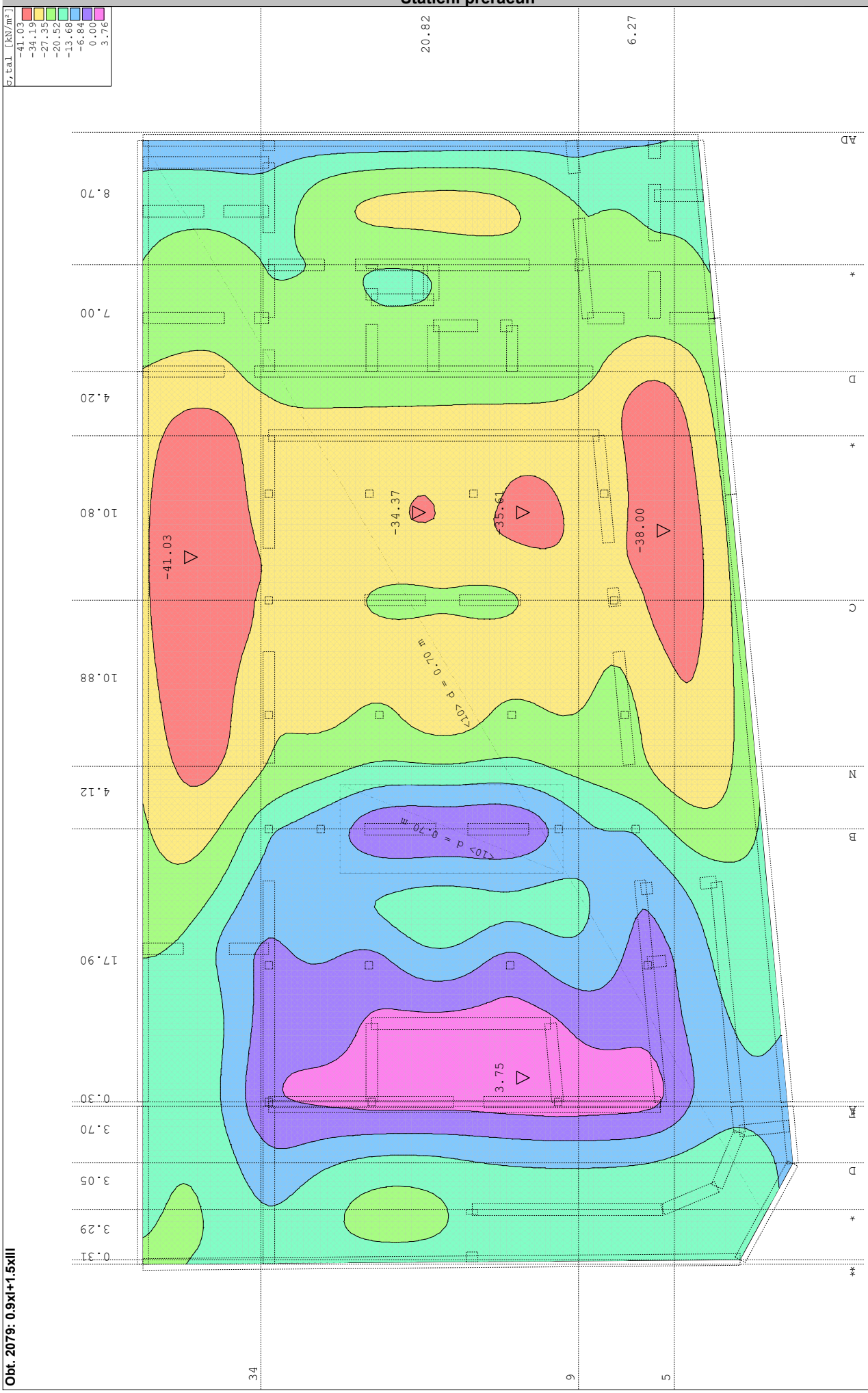

Obt. 2079: 0.9xl+1.5xlll

Nivo: tp [-4.65 m]
Vplivi v pov.podpori: max σ,tal= 3.75 / min σ,tal= -41.03 kN/m²

Statični preračun

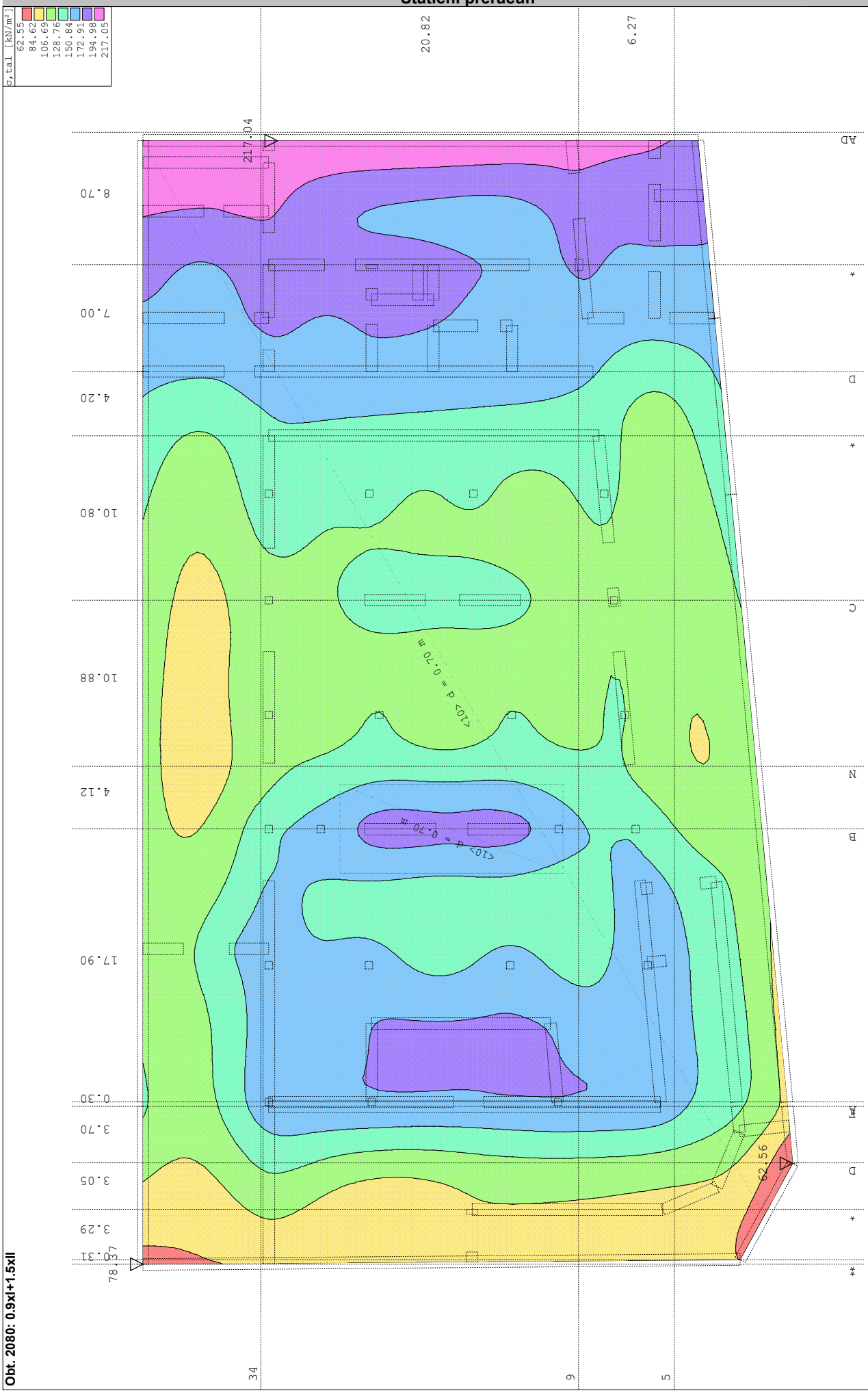

Obt. 2080: 0.9xl+1.5xll

Nivo: tp [-4.65 m]
Vplivi v pov.podpori: max σ,tal= 217.04 / min σ,tal= 62.56 kN/m²

Statični preračun

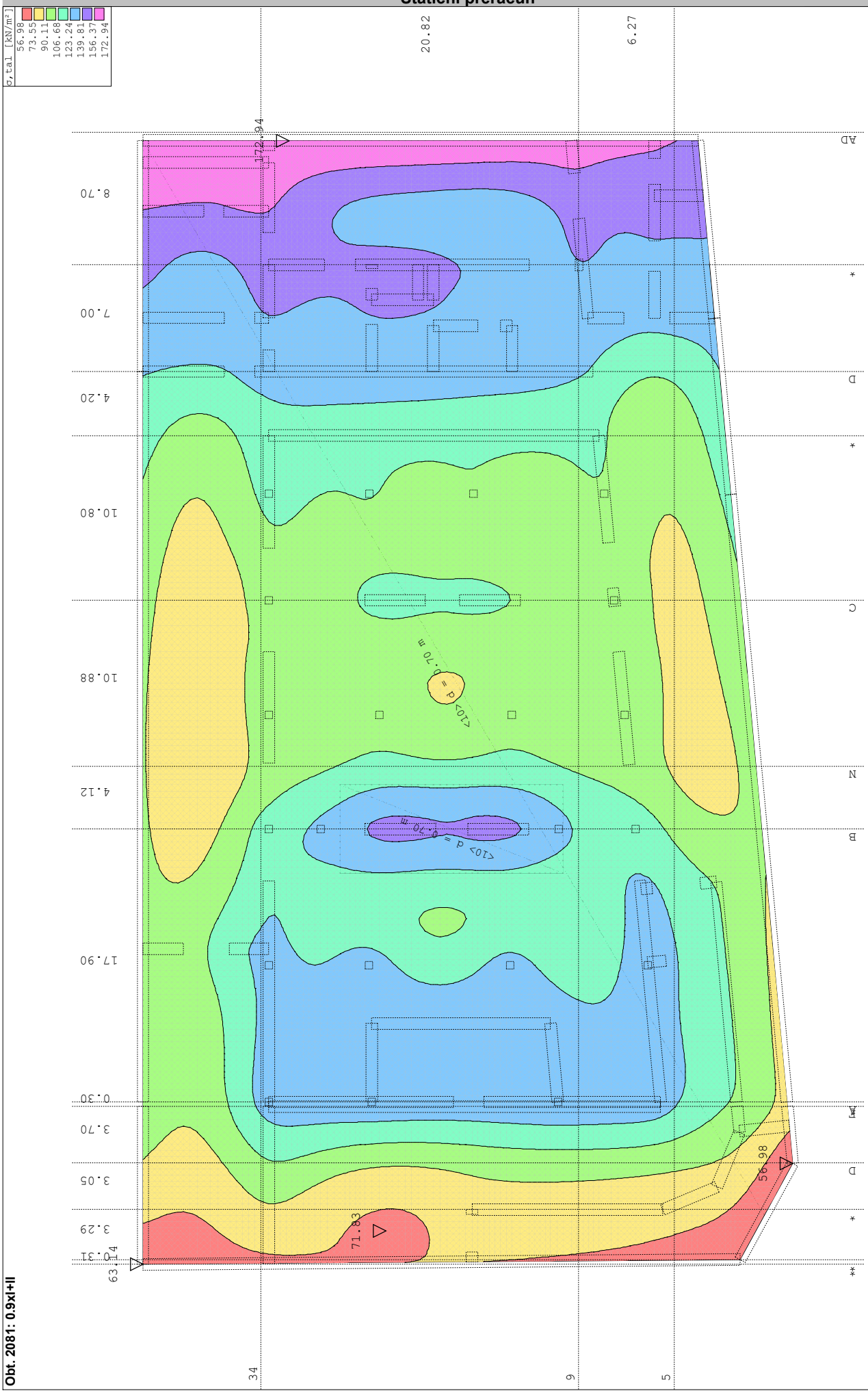

Obt. 2081: 0.9xI+II

Nivo: tp [-4.65 m]
Vplivi v pov.podpori: max σ,tal= 172.94 / min σ,tal= 56.98 kN/m²

Statični preračun

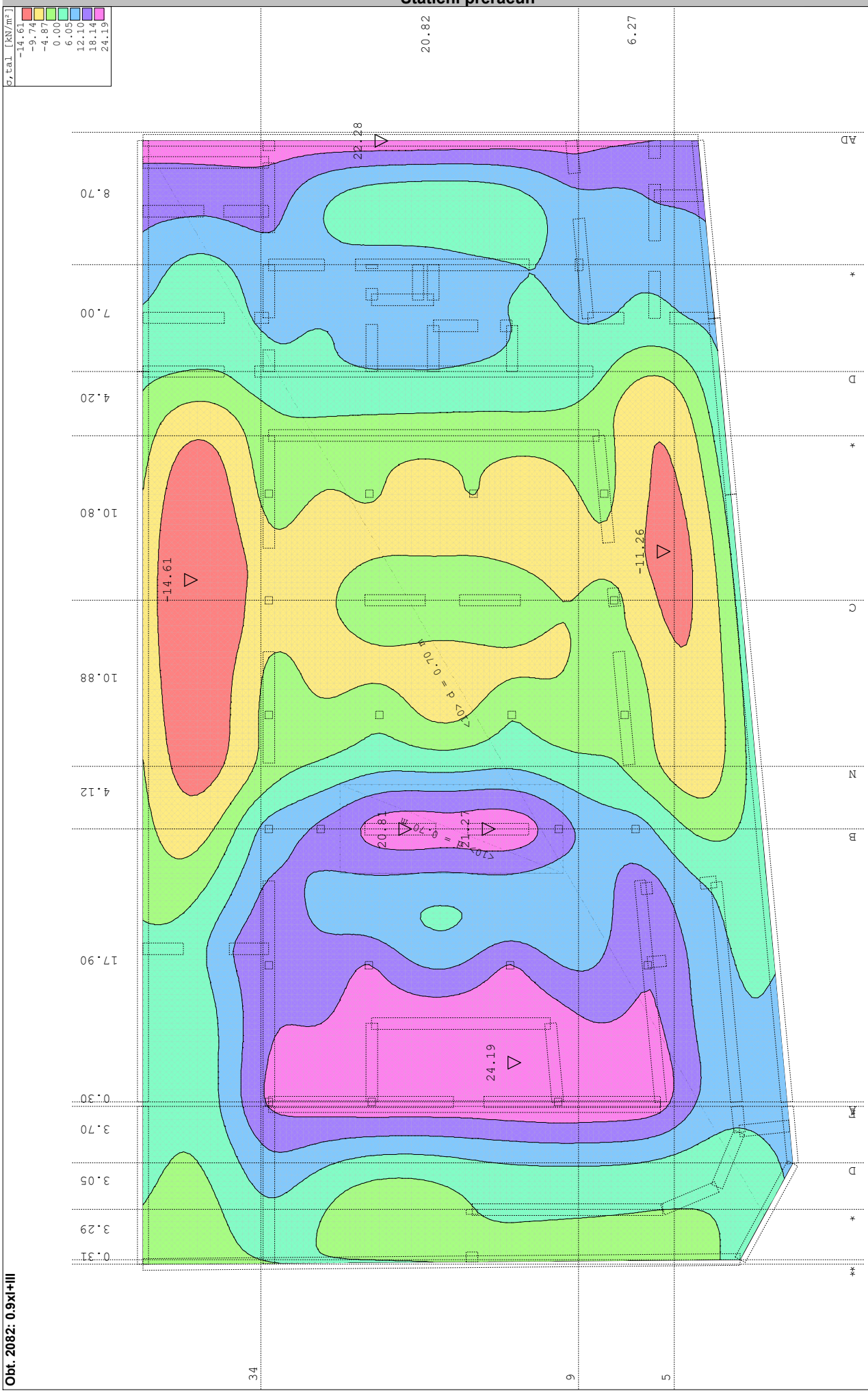

Obt. 2082: 0.9xI+III

Nivo: tp [-4.65 m]
Vplivi v pov.podpori: max σ,tal= 24.19 / min σ,tal= -14.61 kN/m²

Statični preračun

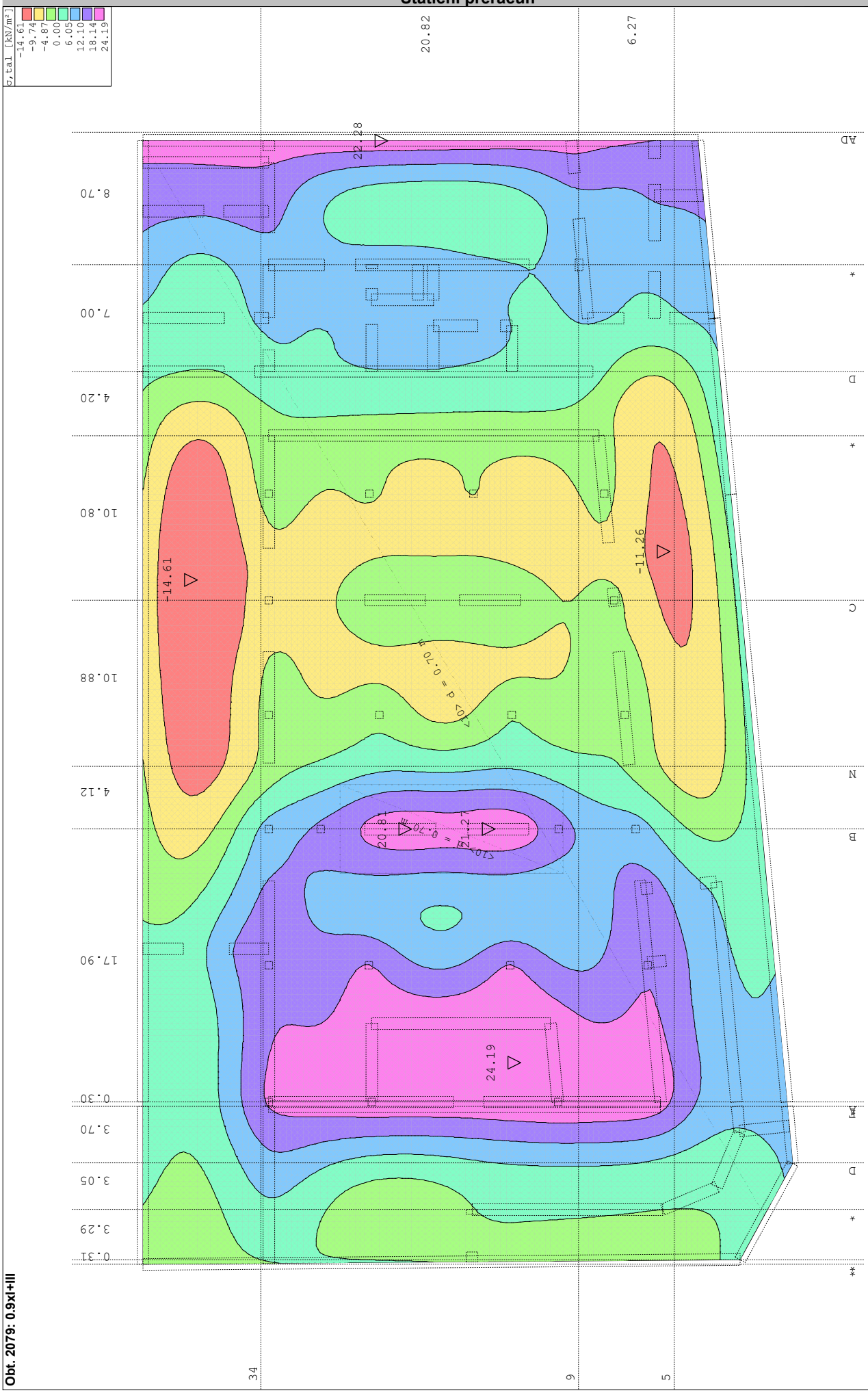

Obt. 2079: 0.9xI+III

Nivo: tp [-4.65 m]
Vplivi v pov.podpori: max σ,tal= 24.19 / min σ,tal= -14.61 kN/m²

Statični preračun

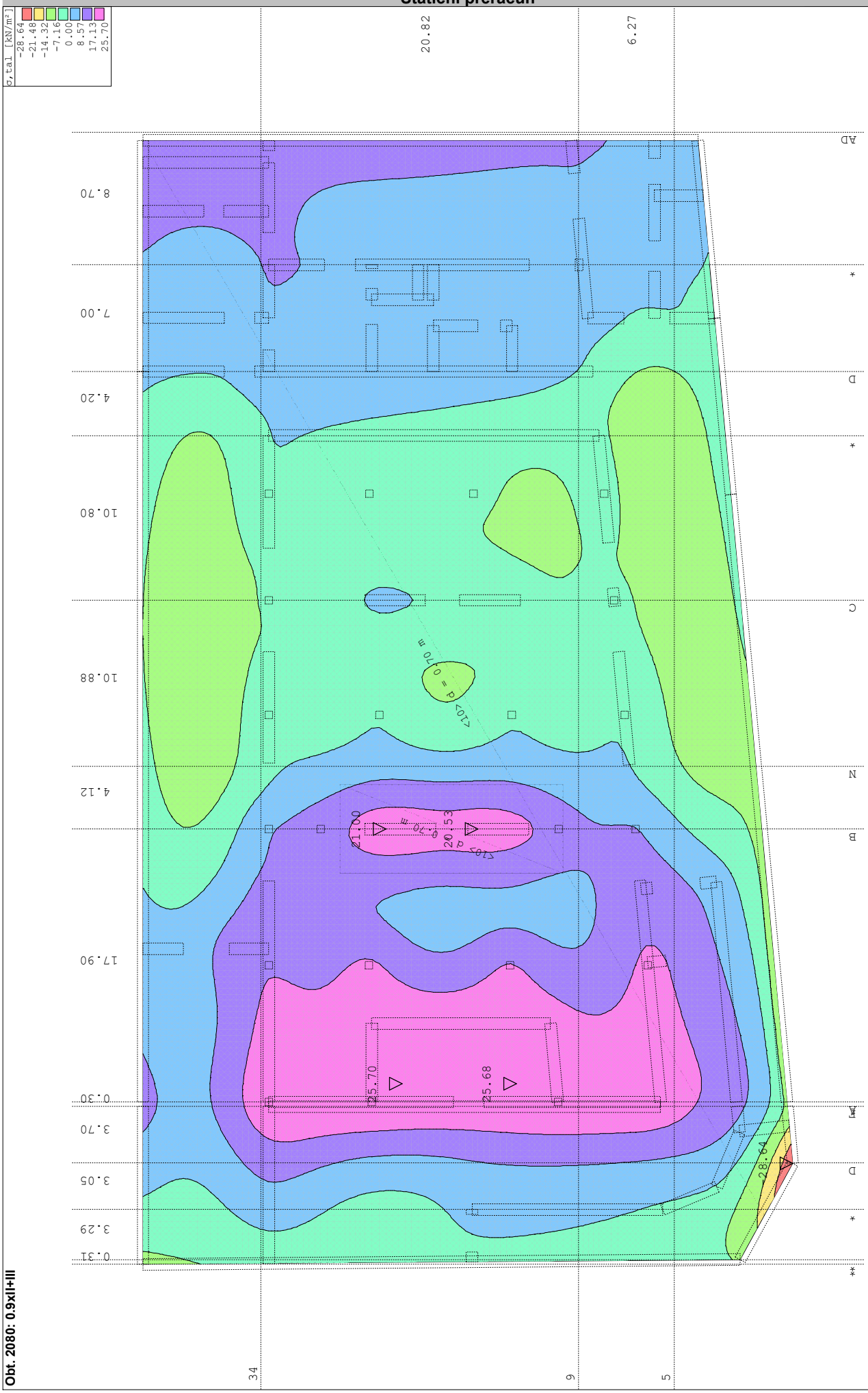

Obt. 2080: 0.9xII+III

Nivo: tp [-4.65 m]
Vplivi v pov.podpori: max σ,tal= 25.70 / min σ,tal= -28.64 kN/m²

Statični preračun

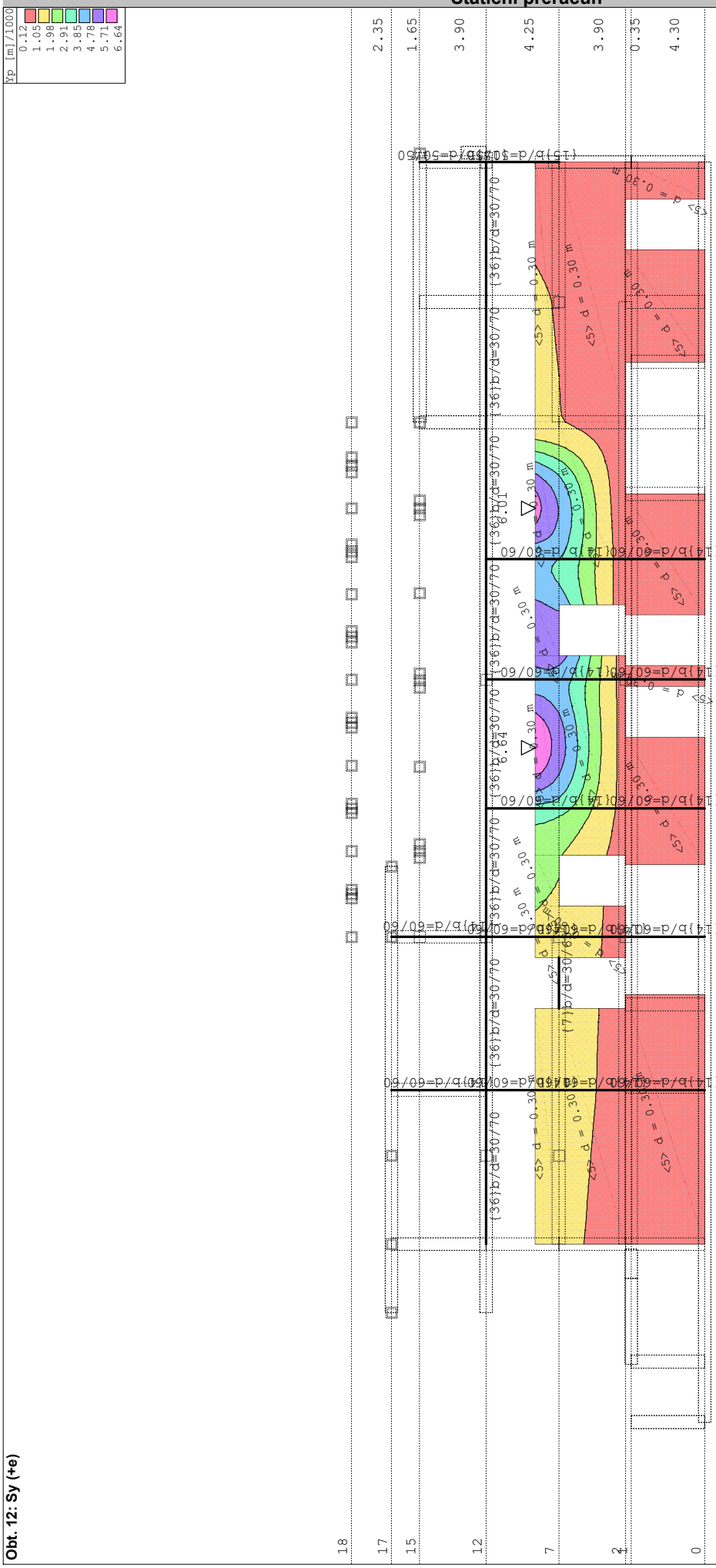

Obt. 12: Sy (+e)

Okvir: K_4
Vplivi v plošči: max Yp= 6.64 / min Yp= 0.12 m / 1000

Statični preračun

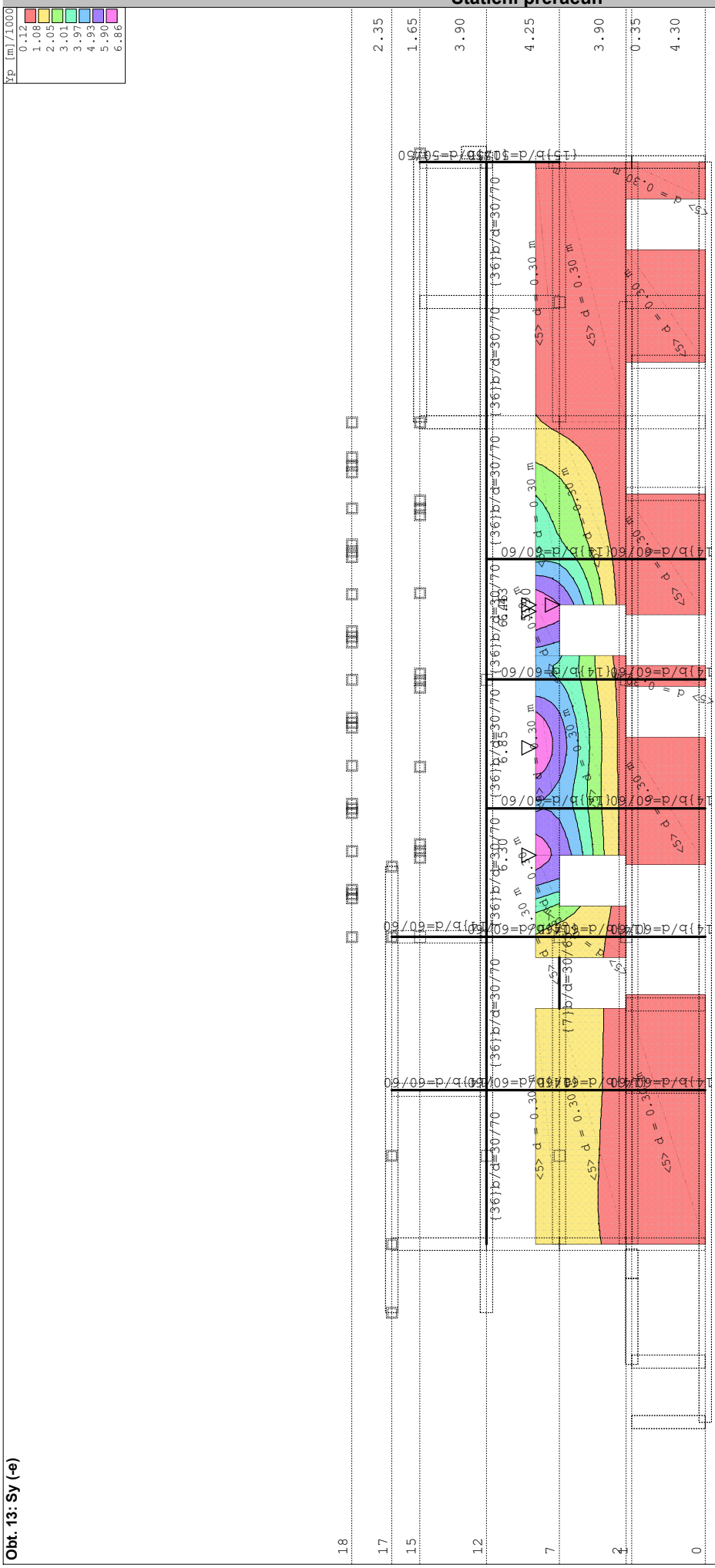

Obt. 13: Sy (-e)

Okvir: K_4
Vplivi v plošči: max Yp= 6.85 / min Yp= 0.13 m / 1000

Statični preračun

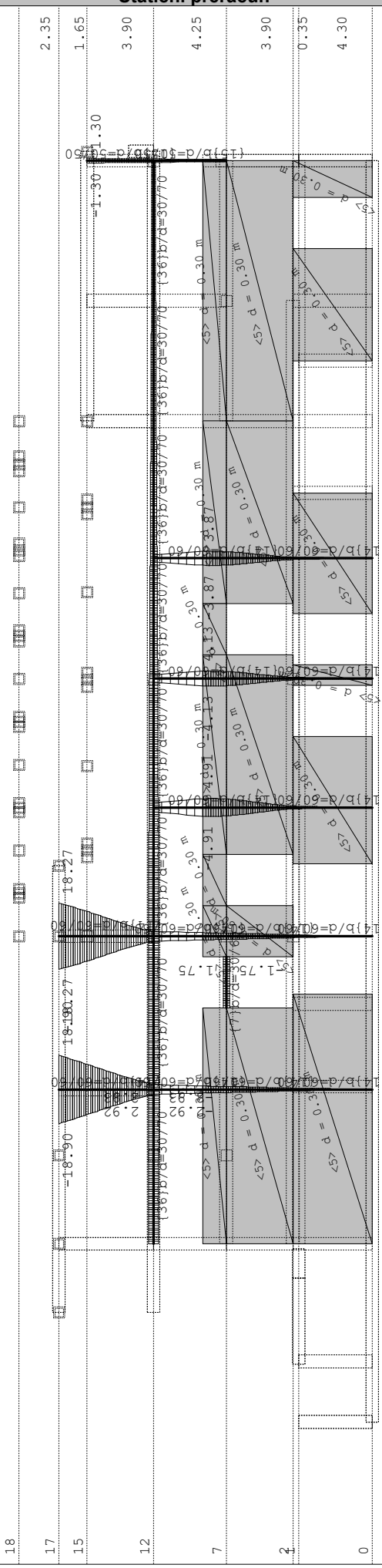

Obt. 13: Sy (-e)

Okvir: K_4
Vplivi v gredi: max Yp= 18.90 / min Yp= -18.90 m / 1000

Statični preračun

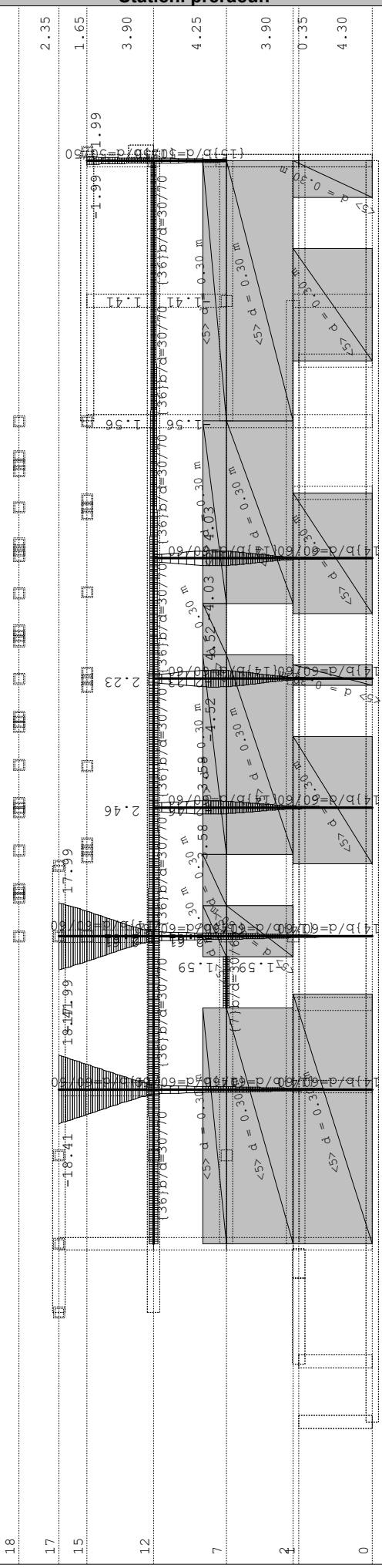

Obt. 12: Sy (+e)

Okvir: K_4
Vplivi v gredi: max Yp= 18.41 / min Yp= -18.41 m / 1000

Statični preračun

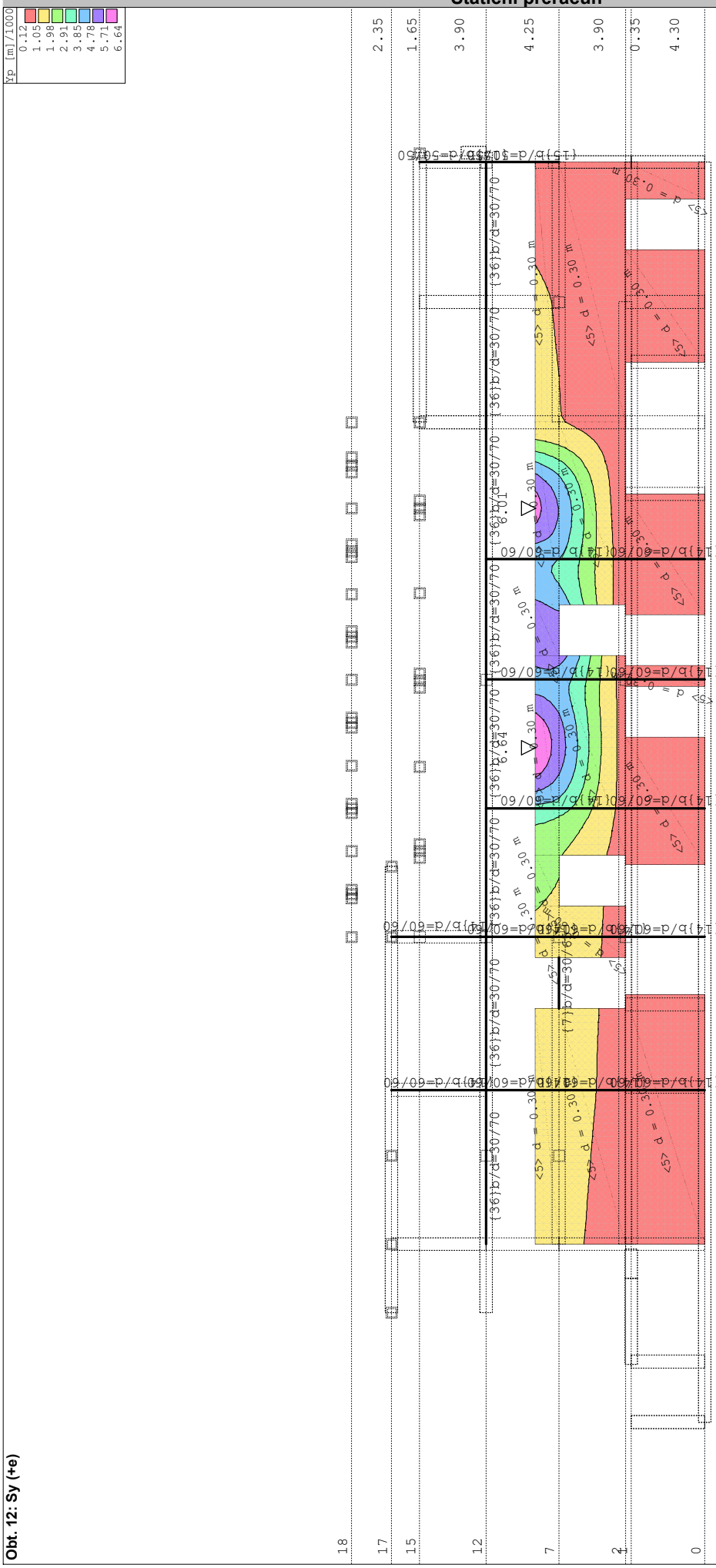

Obt. 12: Sy (+e)

Okvir: K_4
Vplivi v plošči: max Yp= 6.64 / min Yp= 0.12 m / 1000

Statični preračun

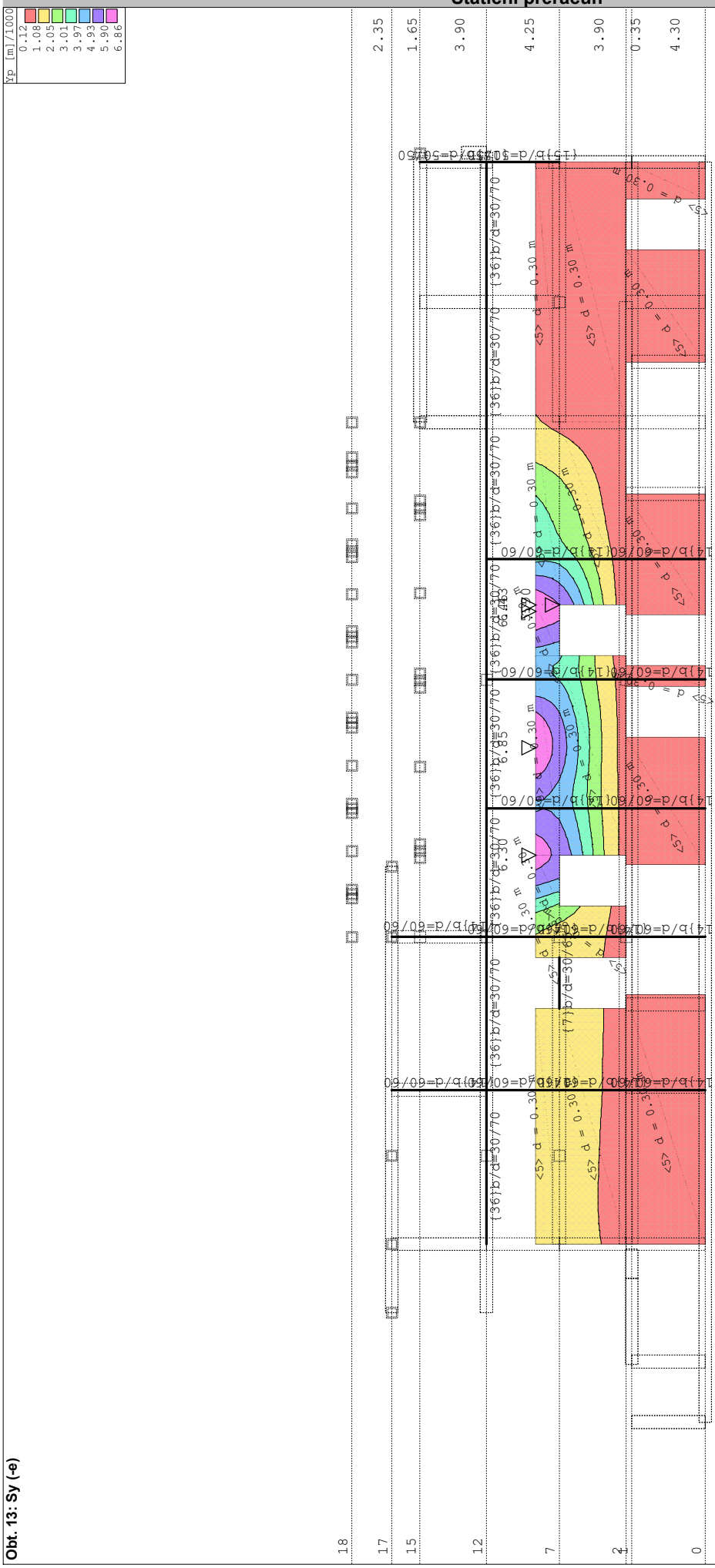

Obt. 13: Sy (-e)

Okvir: K_4
Vplivi v plošči: max Yp= 6.85 / min Yp= 0.13 m / 1000

Statični preračun

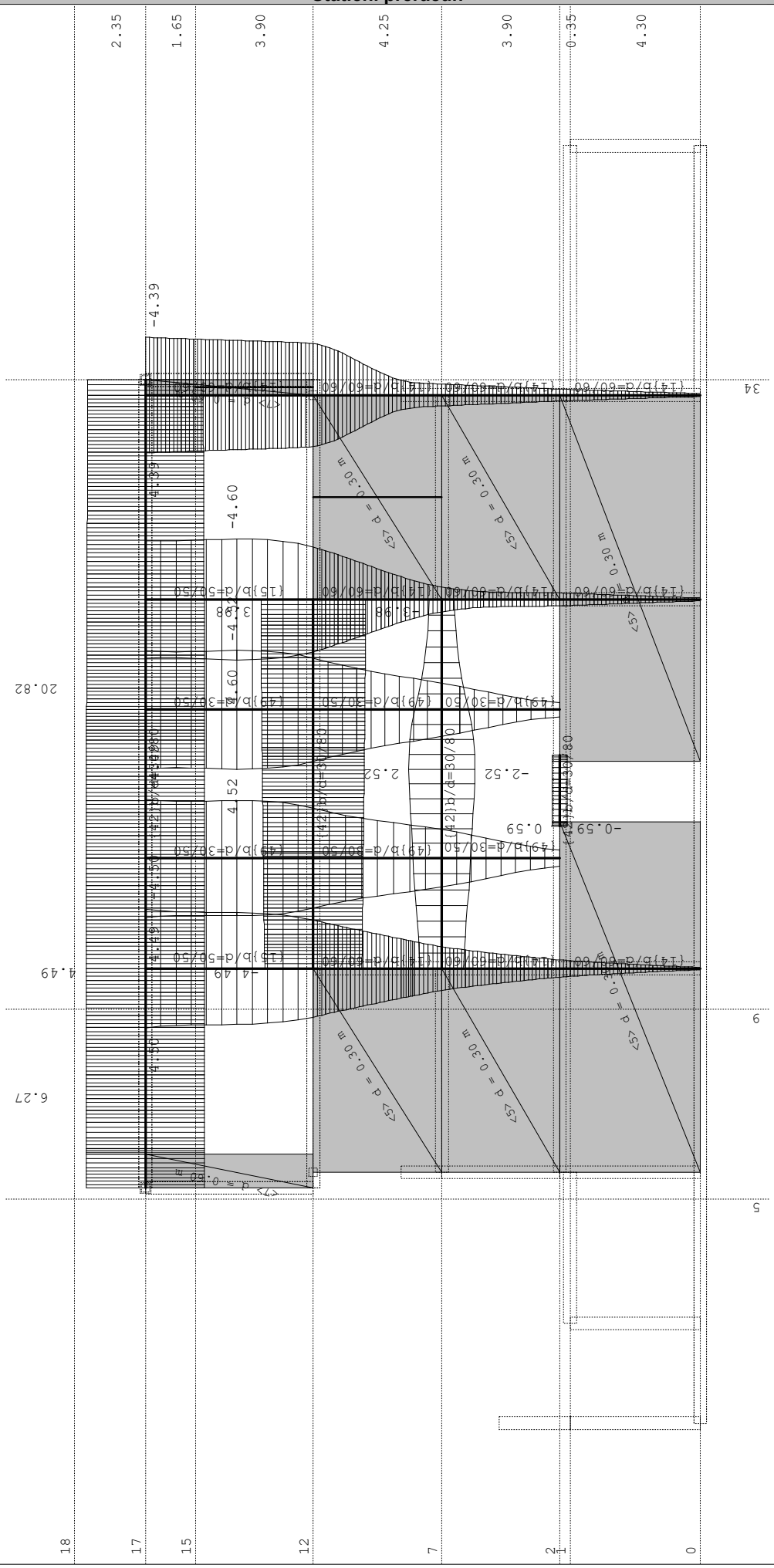

Obt. 10: Sx (+e)

Okvir: V_4
Vplivi v gredi: max Xp= 4.60 / min Xp= -4.60 m / 1000

Statični preračun

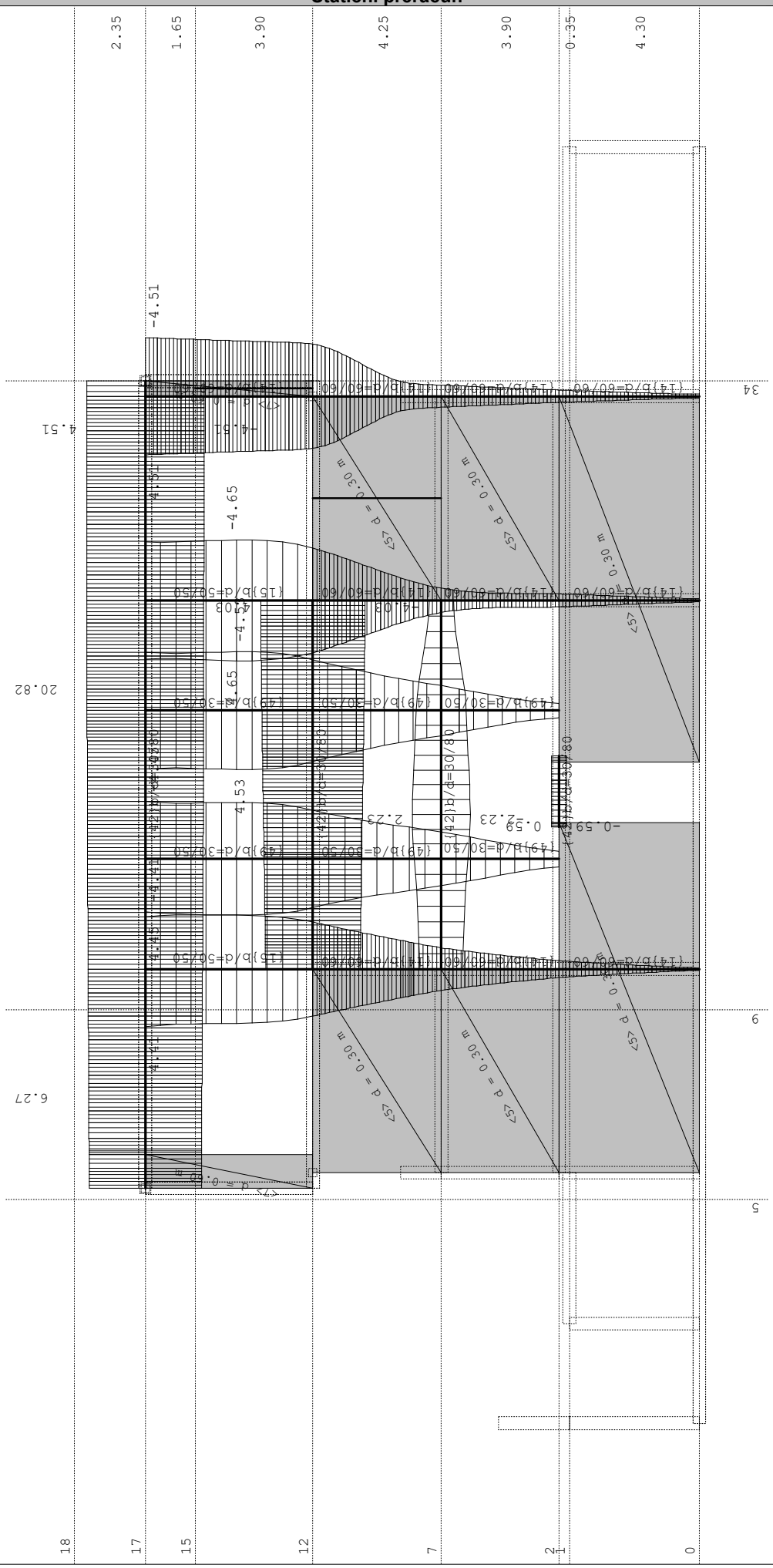

Obt. 11: Sx (-e)

Okvir: V_4
Vplivi v gredi: max Xp= 4.65 / min Xp= -4.65 m / 1000

Statični preračun



Obt. 11: Sx (-e)

Okvir: V_24
Vplivi v gredi: max Xp= 11.67 / min Xp= -11.67 m / 1000

Statični preračun

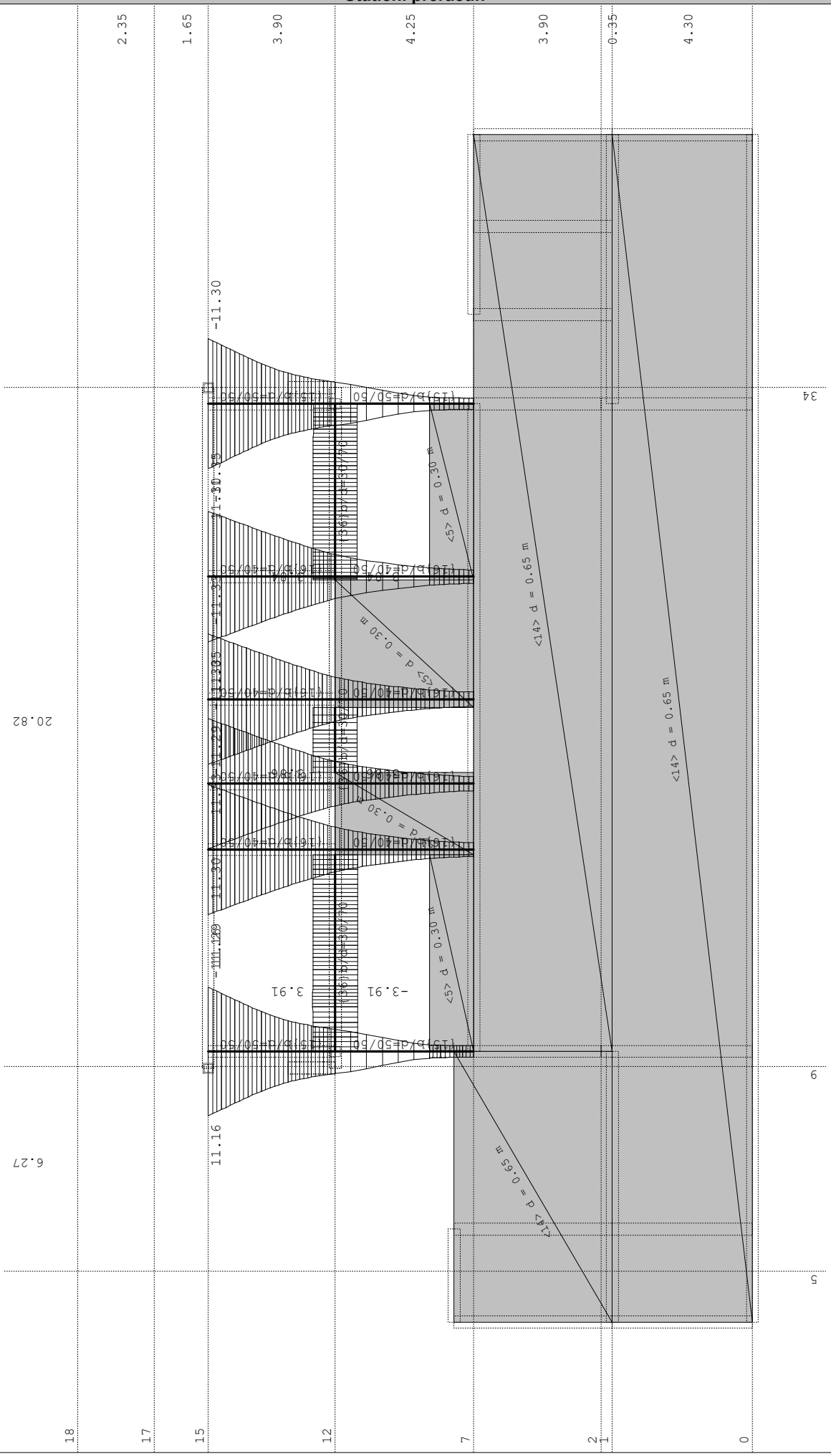

Obt. 10: Sx (+e)

Okvir: V_24
Vplivi v gredi: max Xp= 11.35 / min Xp= -11.35 m / 1000

Dimenzioniranje (beton)



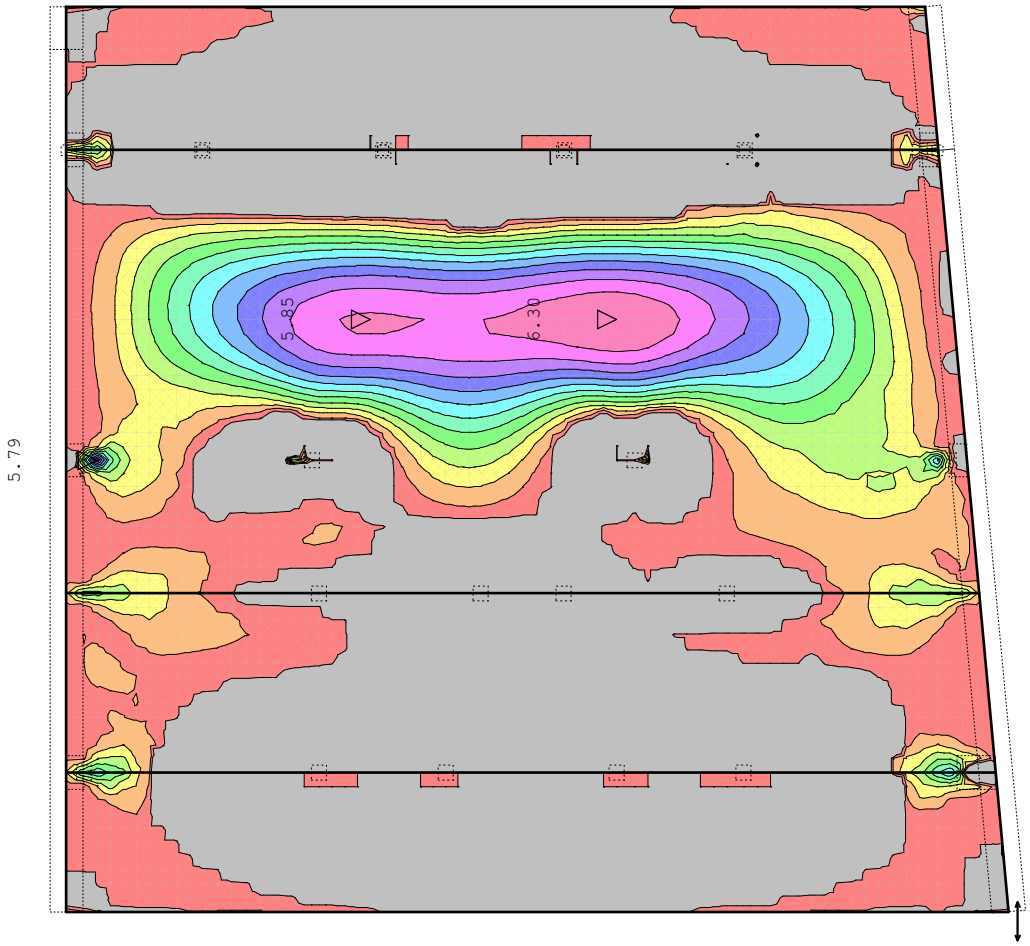

Merodajna obtežba: Kompletna shema
EC2 (EN 1992-1-1:2004), C 30, S500N, a=4.00 cm

Nivo: Pl. nad 1.n. višji del [13.70 m]
Aa - sp.cona - Smer 1 - max Aa1,s= 6.30 cm²/m

Dimenzioniranje (beton)



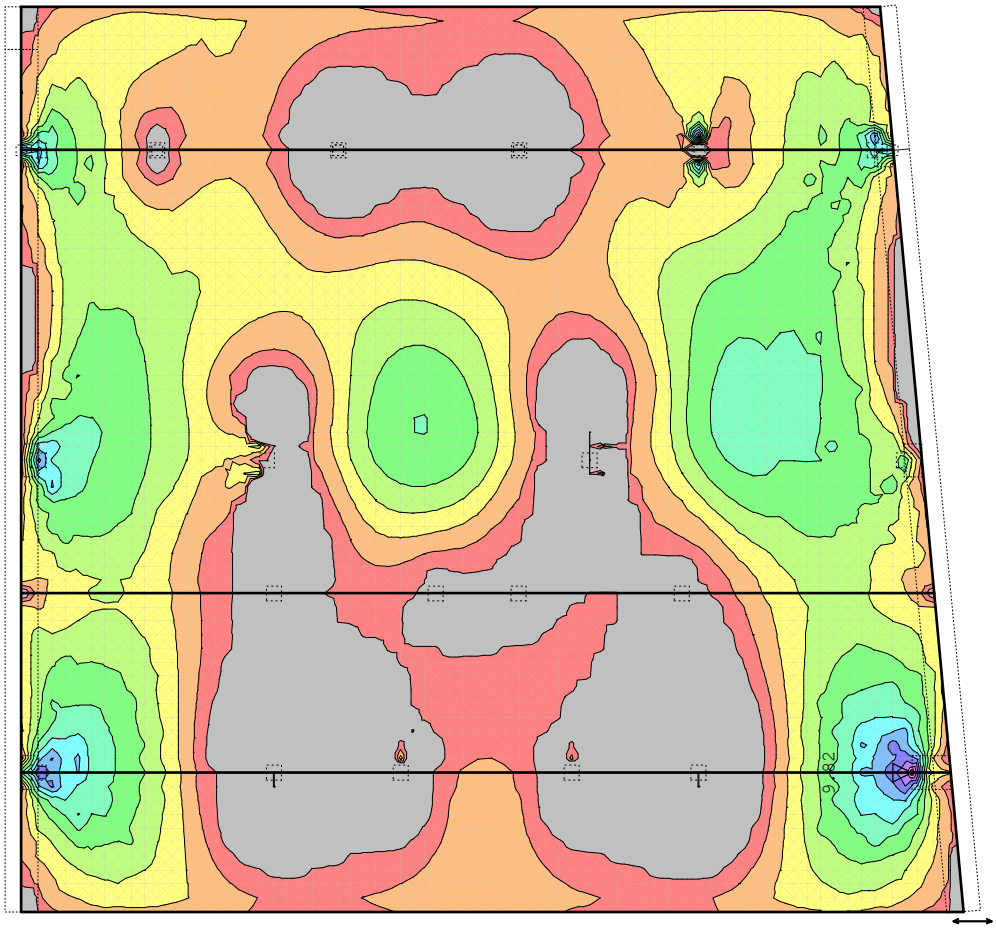

Merodajna obtežba: Kompletna shema
EC2 (EN 1992-1-1:2004), C 30, S500N, a=4.00 cm

Nivo: Pl. nad 1.n. višji del [13.70 m]
Aa - sp.cona - Smer 2 - max Aa2,s= 9.82 cm²/m

Dimenzioniranje (beton)



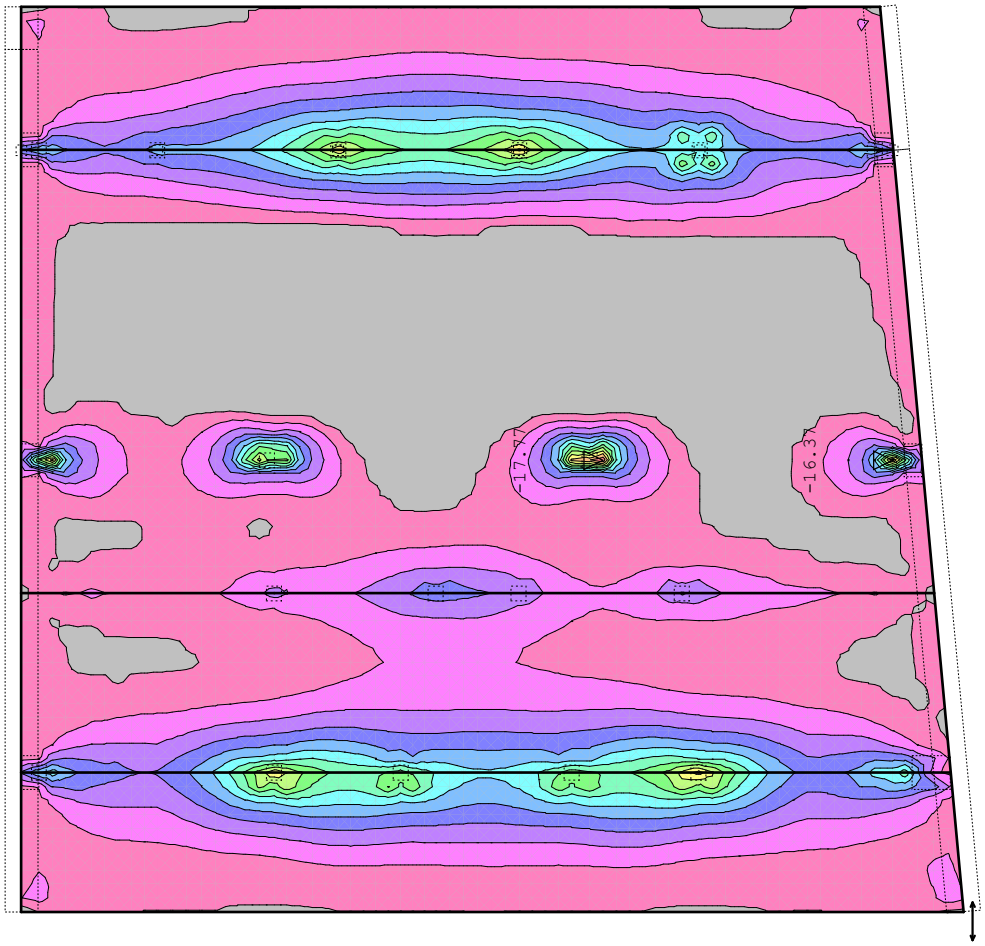

Merodajna obtežba: Kompletna shema
EC2 (EN 1992-1-1:2004), C 30, S500N, a=4.00 cm

Nivo: Pl. nad 1.n. višji del [13.70 m]
Aa - zg.cona - Smer 1 - max Aa1,z= -17.77 cm²/m

Dimenzioniranje (beton)



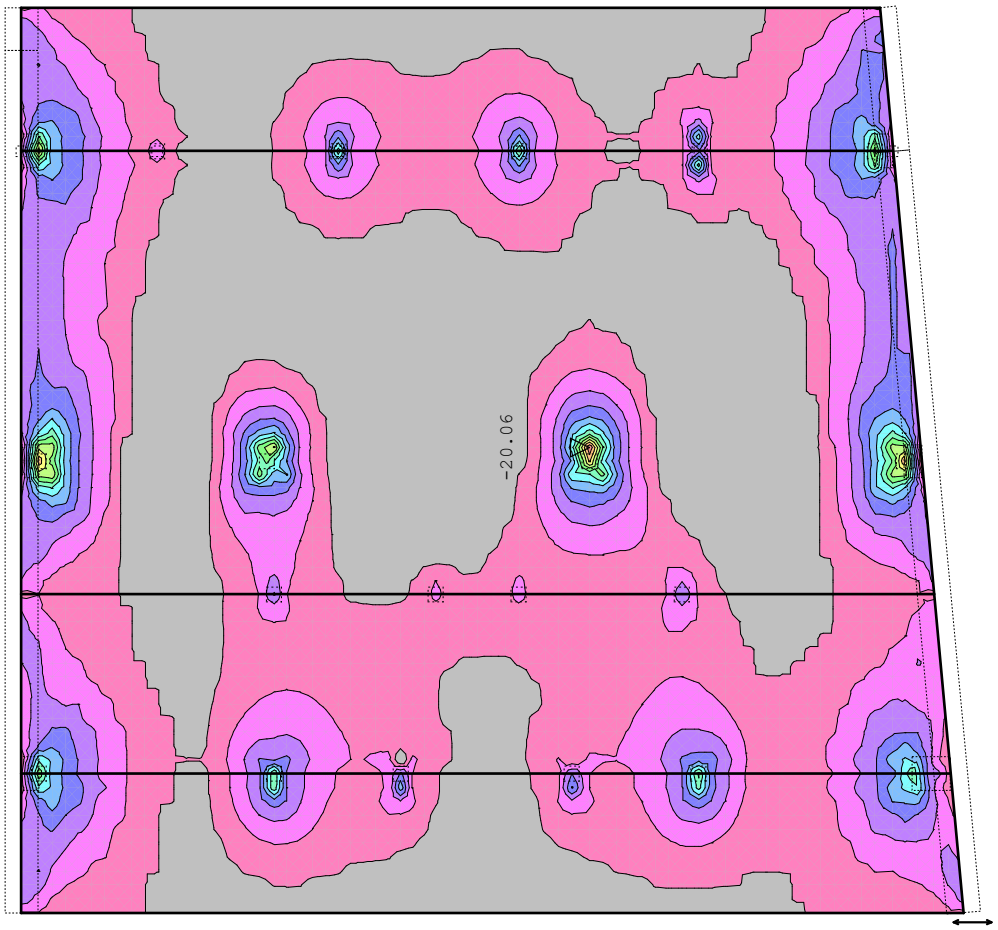

Merodajna obtežba: Kompletna shema
EC2 (EN 1992-1-1:2004), C 30, S500N, a=4.00 cm

Nivo: Pl. nad 1.n. višji del [13.70 m]
Aa - zg.cona - Smer 2 - max Aa2,z= -20.06 cm²/m

Dimenzioniranje (beton)

Merodajna obtežba: Kompletna shema
EC2 (EN 1992-1-1:2004), C 25, S500H

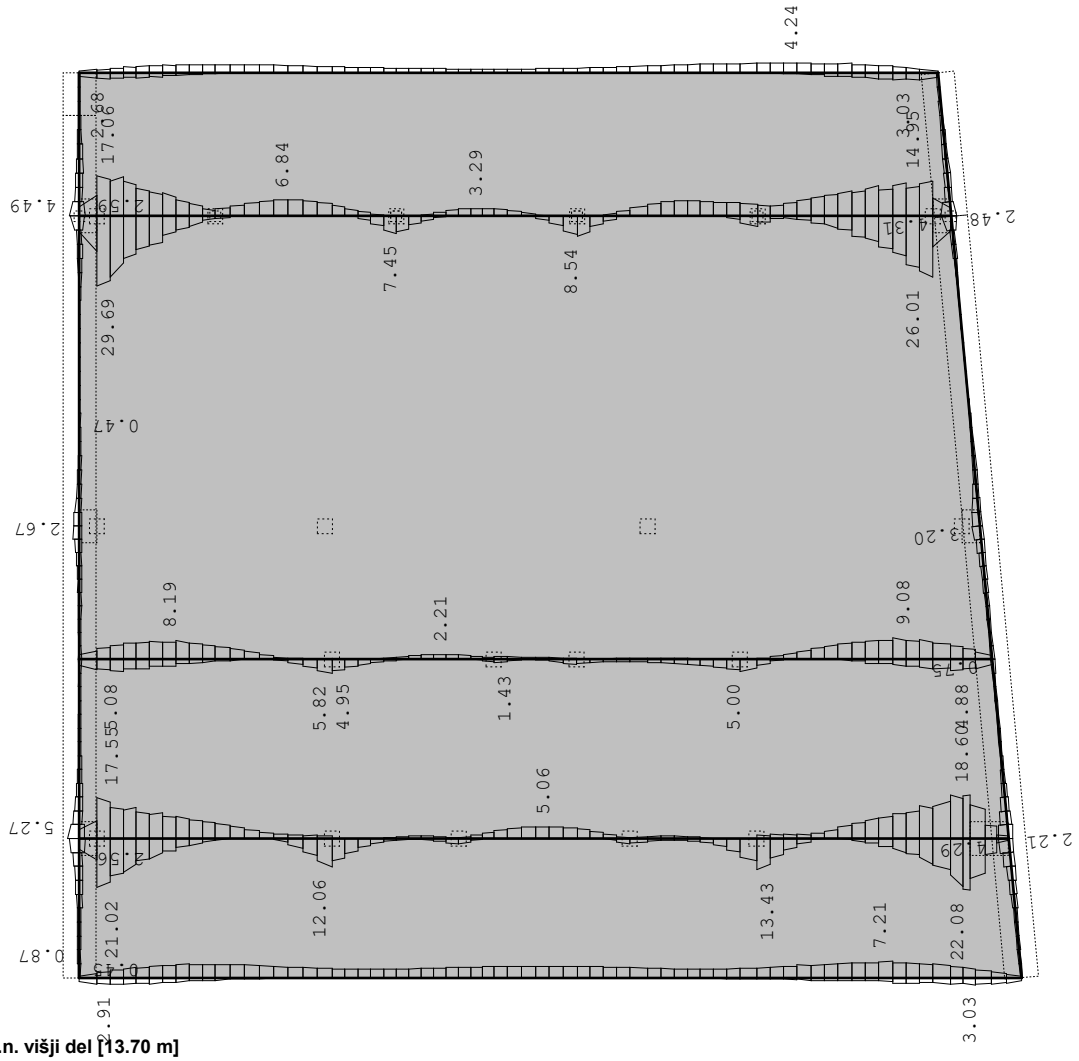

Nivo: Pl. nad 1.n. višji del [13.70 m]
Armatura v gredah: max Aa2/Aa1= 29.69 / 18.60 cm²

Dimenzioniranje (beton)

Merodajna obtežba: Kompletna shema
EC2 (EN 1992-1-1:2004), C 25, S500H

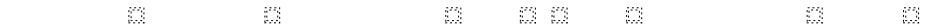

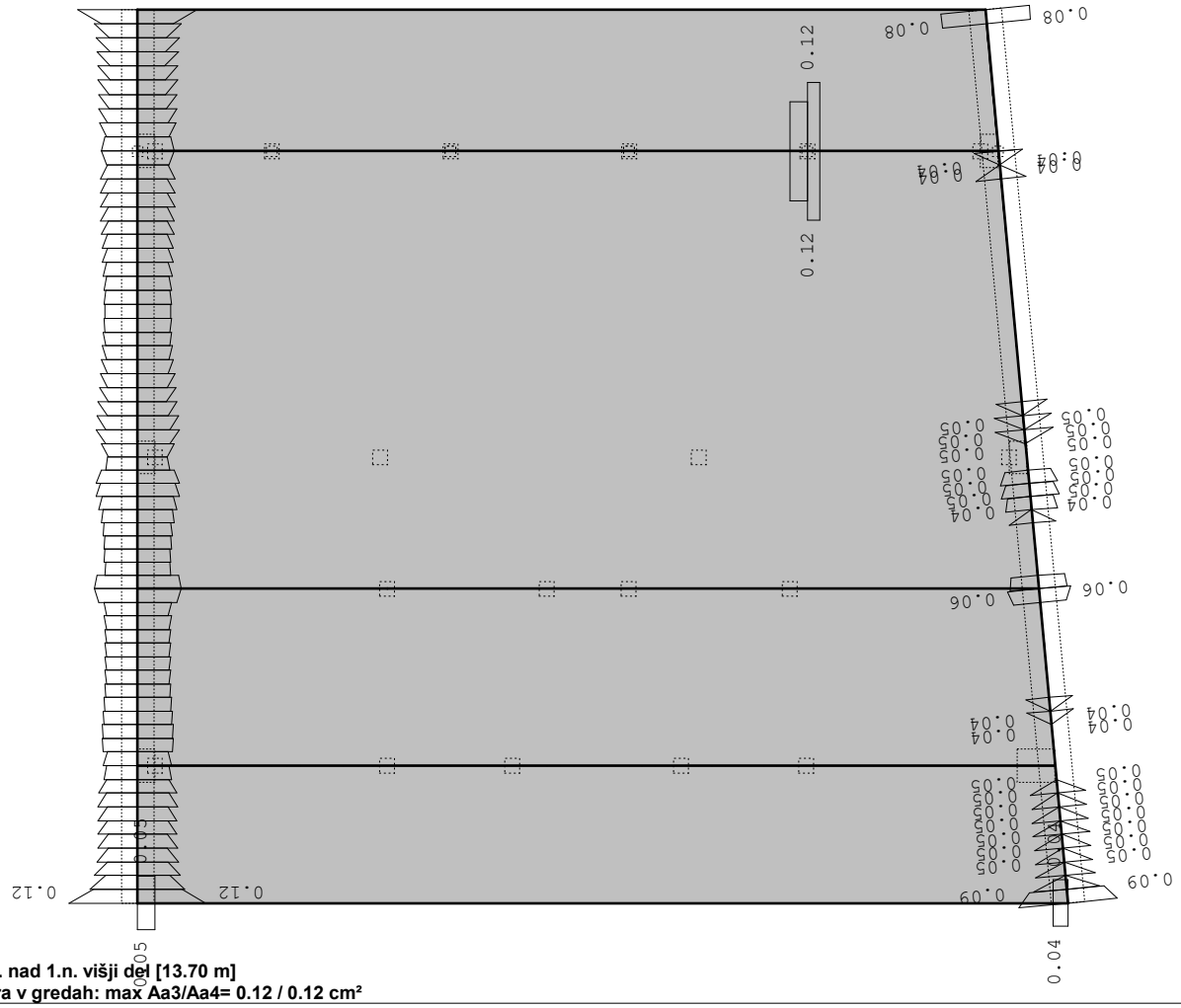

Nivo: Pl. nad 1.n. višji del [13.70 m]
Armatura v gredah: max Aa3/Aa4= 0.12 / 0.12 cm²

Dimenzioniranje (beton)

Merodajna obtežba: Kompletna shema
EC2 (EN 1992-1-1:2004), C 25, S500H

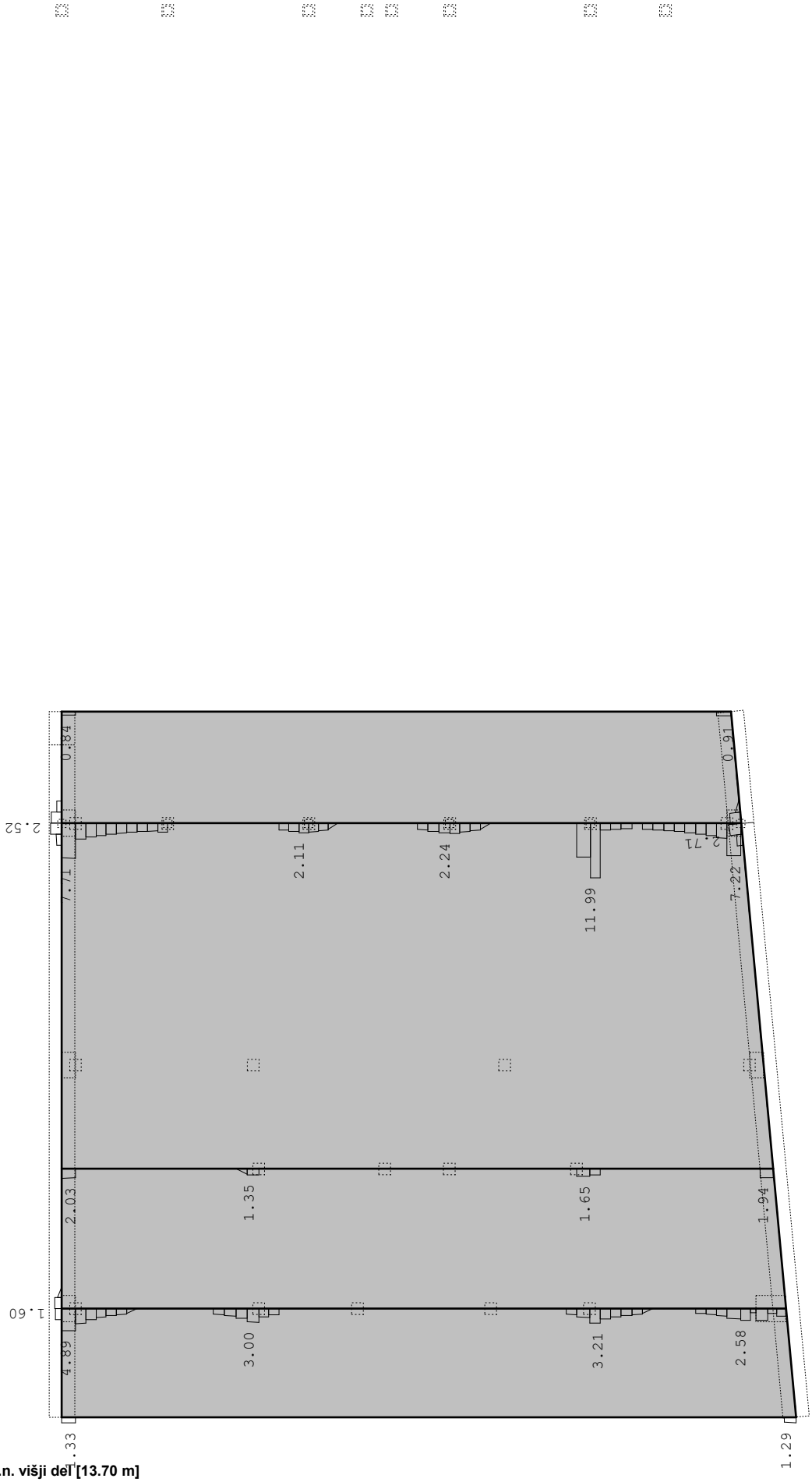

Nivo: Pl. nad 1.n. višji del [13.70 m]
Armatura v gredah: max Aa,st= 11.99 cm²

Dimenzioniranje (beton)

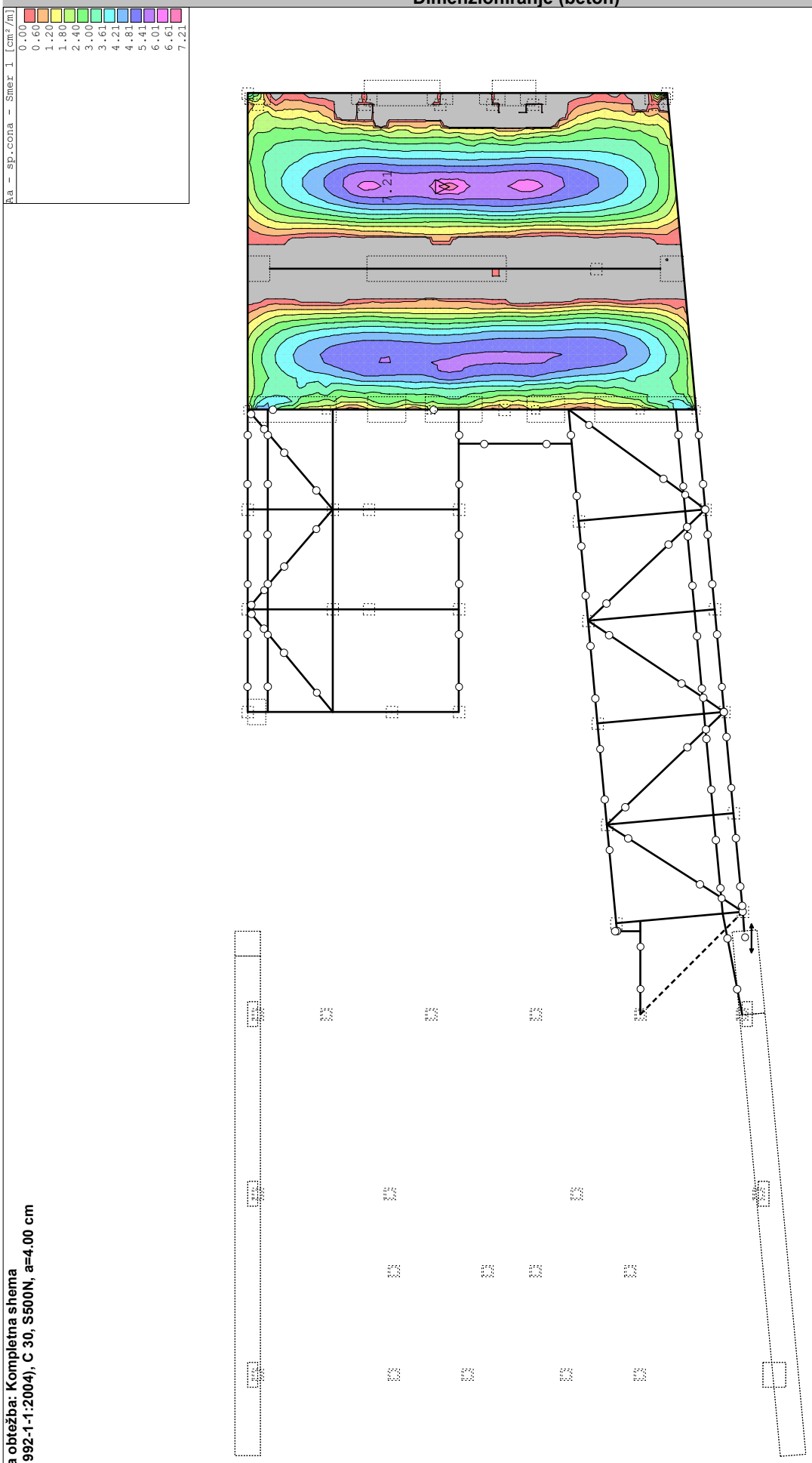

Merodajna obtežba: Kompletna shema
EC2 (EN 1992-1-1:2004), C 30, S500N, a=4.00 cm

Nivo: pl nad 1.n [12.05 m]
Aa - sp.cona - Smer 1 - max Aa1,s= 7.21 cm²/m

Dimenzioniranje (beton)

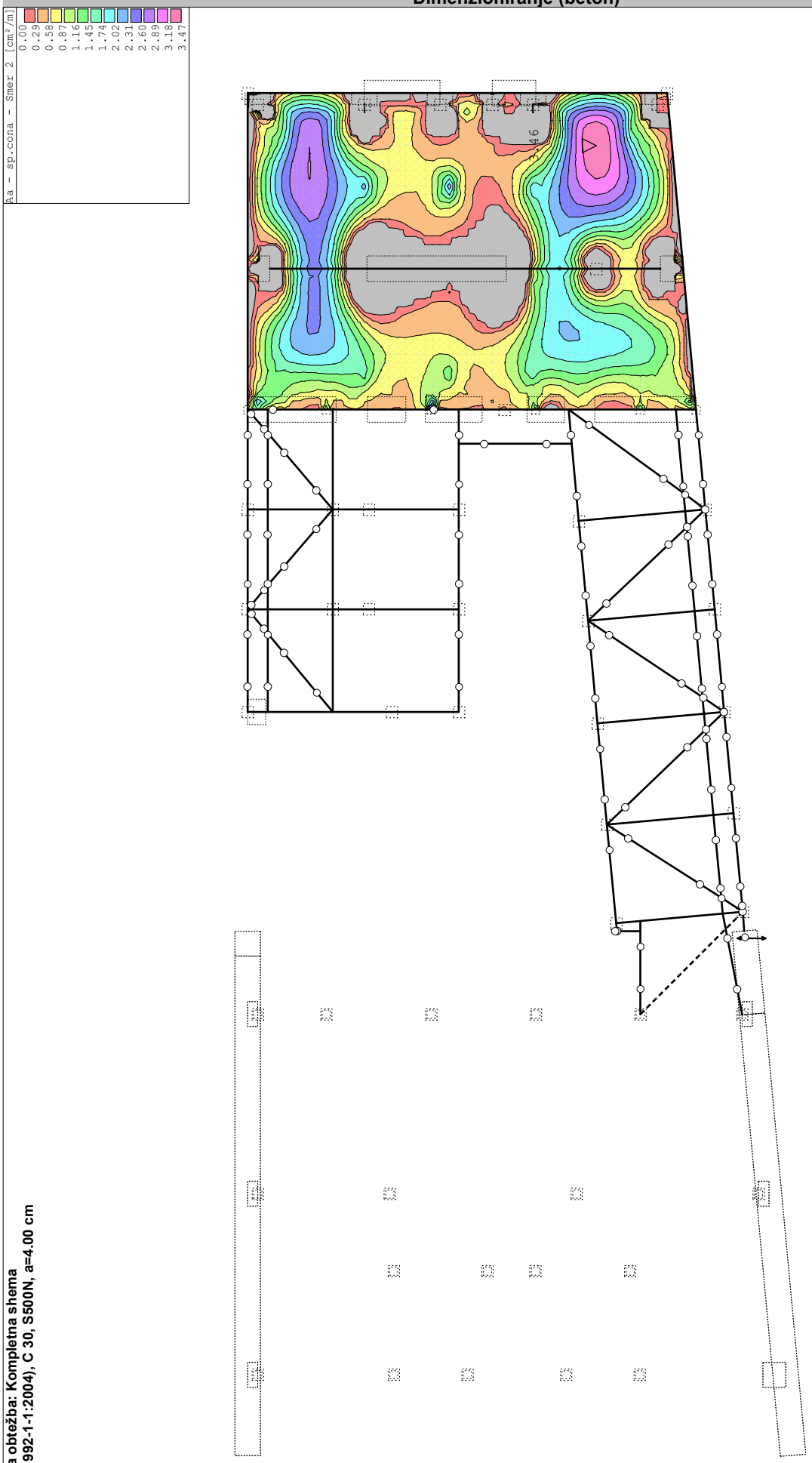

Merodajna obtežba: Kompletna shema
EC2 (EN 1992-1-1:2004), C 30, S500N, a=4.00 cm

Nivo: pl nad 1.n [12.05 m]
Aa - sp.cona - Smer 2 - max Aa2,s= 3.46 cm²/m

Dimenzioniranje (beton)

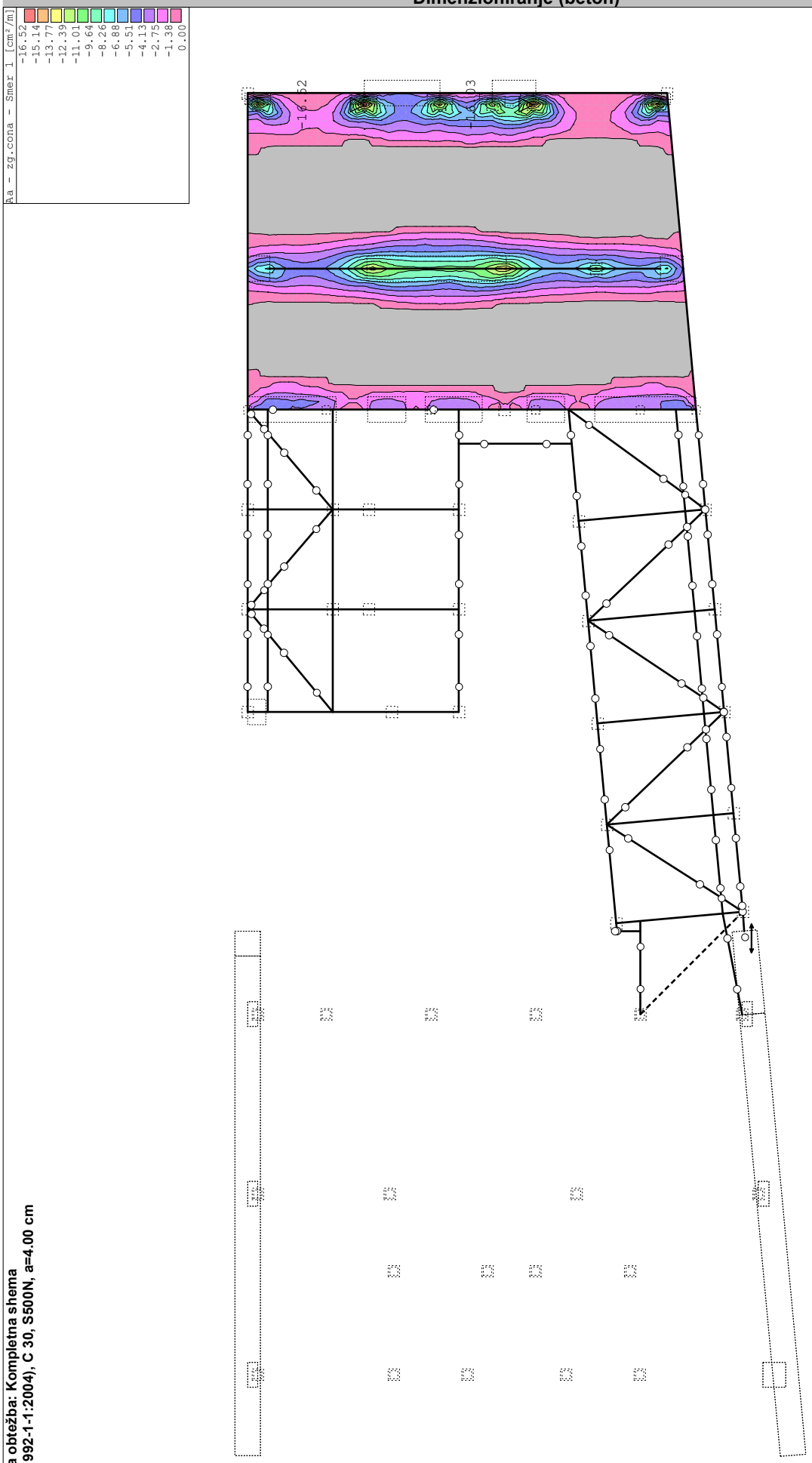

Merodajna obtežba: Kompletna shema
EC2 (EN 1992-1-1:2004), C 30, S500N, a=4.00 cm

Nivo: pl nad 1.n [12.05 m]
Aa - zg.cona - Smer 1 - max Aa1,z= -16.52 cm²/m

Dimenzioniranje (beton)

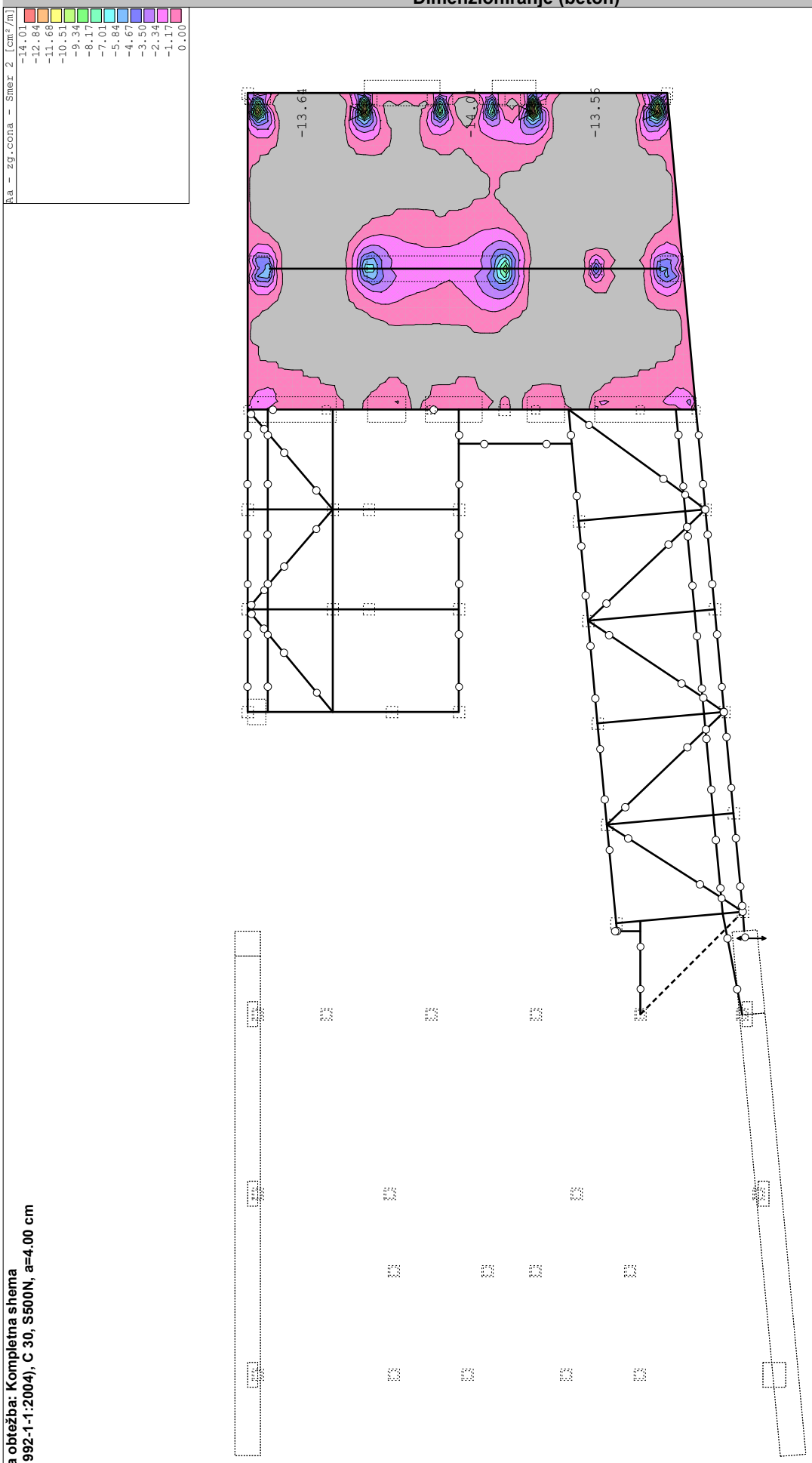

Merodajna obtežba: Kompletna shema
EC2 (EN 1992-1-1:2004), C 30, S500N, a=4.00 cm

Nivo: pl nad 1.n [12.05 m]
Aa - zg.cona - Smer 2 - max Aa2,z= -14.01 cm²/m

Dimenzioniranje (beton)

Merodajna obtežba: Kompletna shema
EC2 (EN 1992-1-1:2004), C 25, S500H

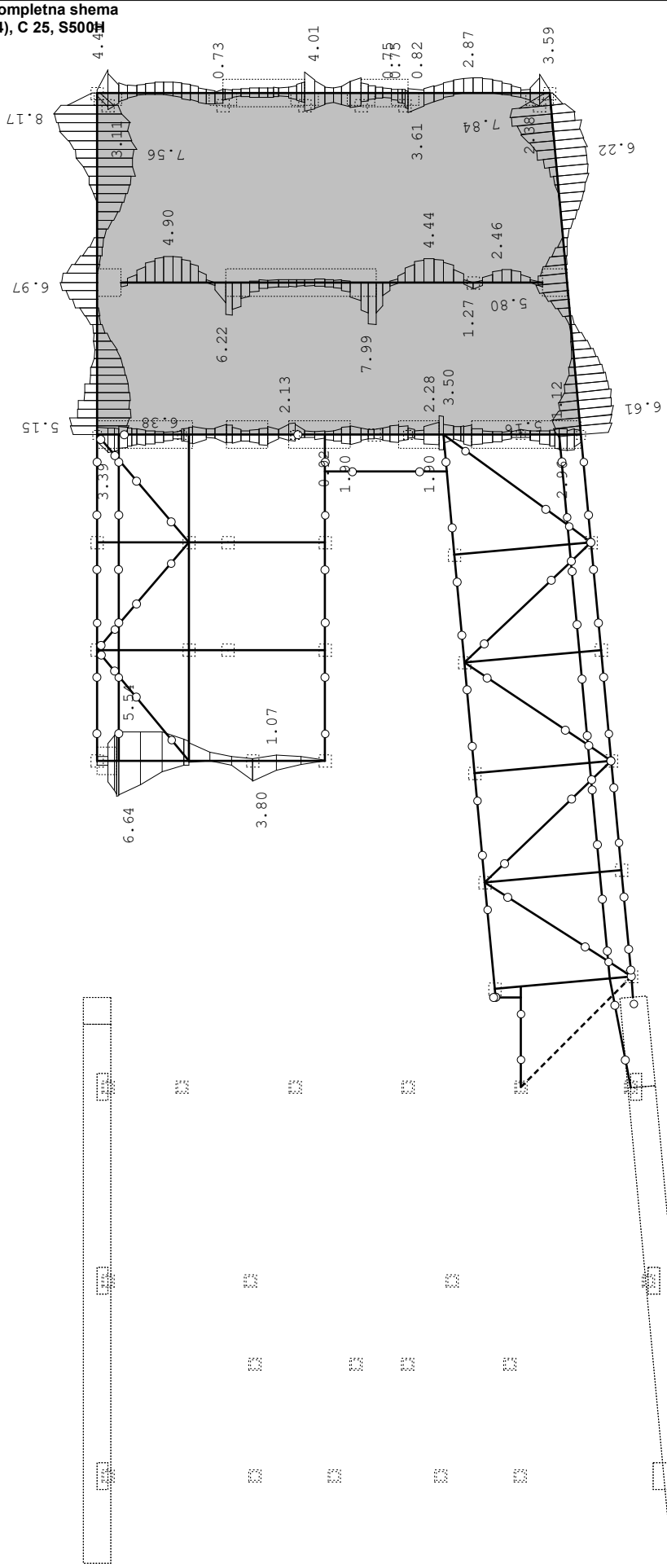

Nivo: pl nad 1.n [12.05 m]
Armatura v gredah: max Aa2/Aa1= 8.17 / 7.56 cm²

Dimenzioniranje (beton)

Merodajna obtežba: Kompletna shema
EC2 (EN 1992-1-1:2004), C 25, S500H

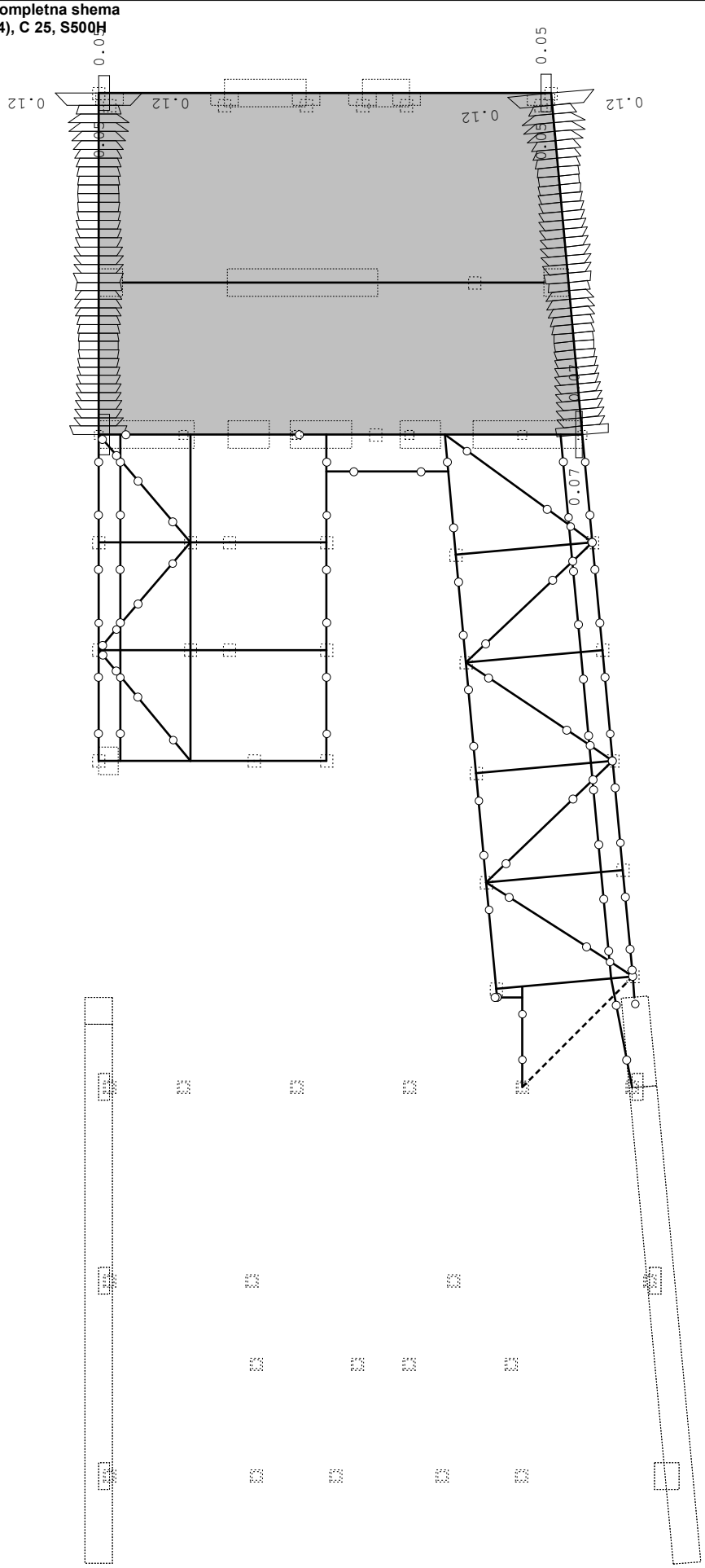

Nivo: pl nad 1.n [12.05 m]
Armatura v gredah: max Aa3/Aa4= 0.12 / 0.12 cm²

Dimenzioniranje (beton)

Merodajna obtežba: Kompletna shema
EC2 (EN 1992-1-1:2004), C 25, S500H

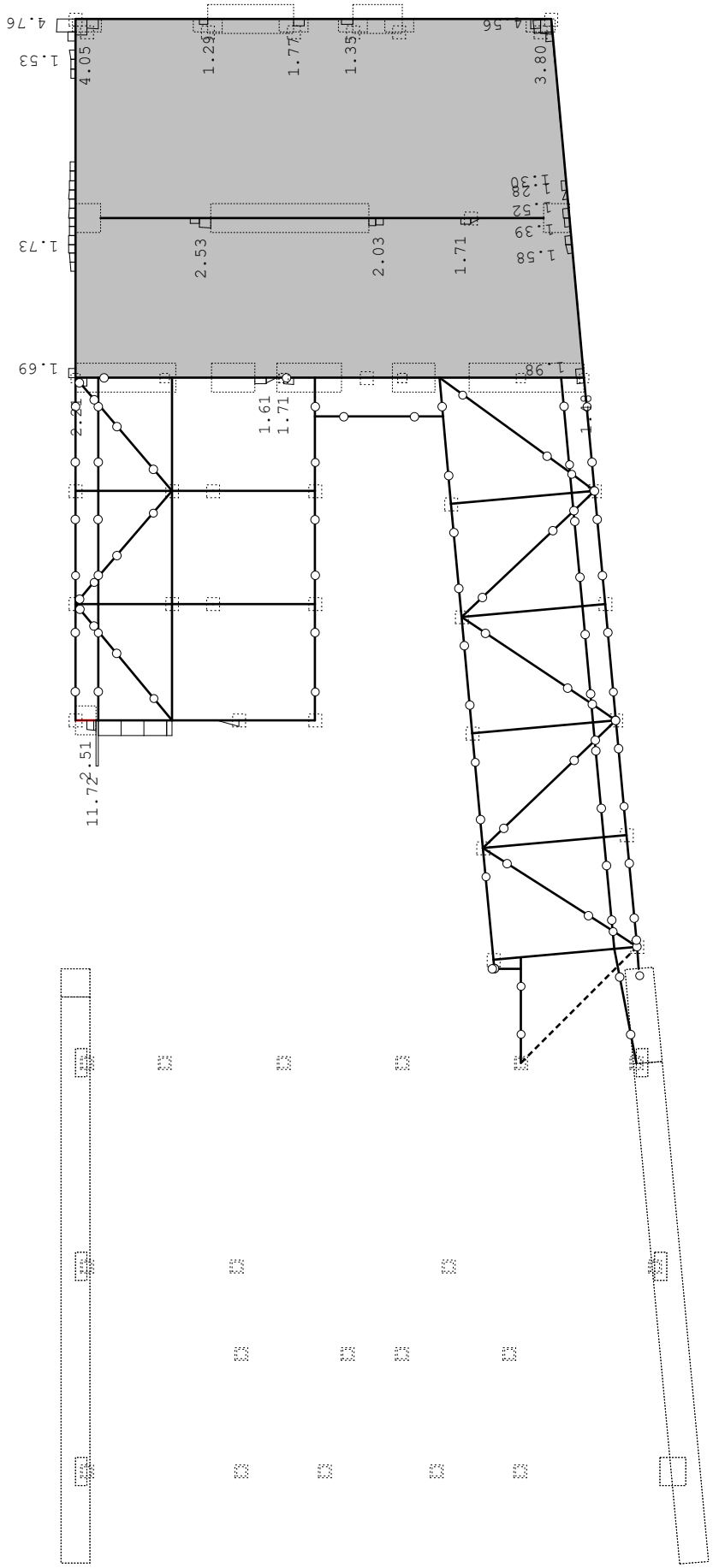

Nivo: pl nad 1.n [12.05 m]
Armatura v gredah: max Aa,st= 11.72 cm²

Dimenzioniranje (beton)

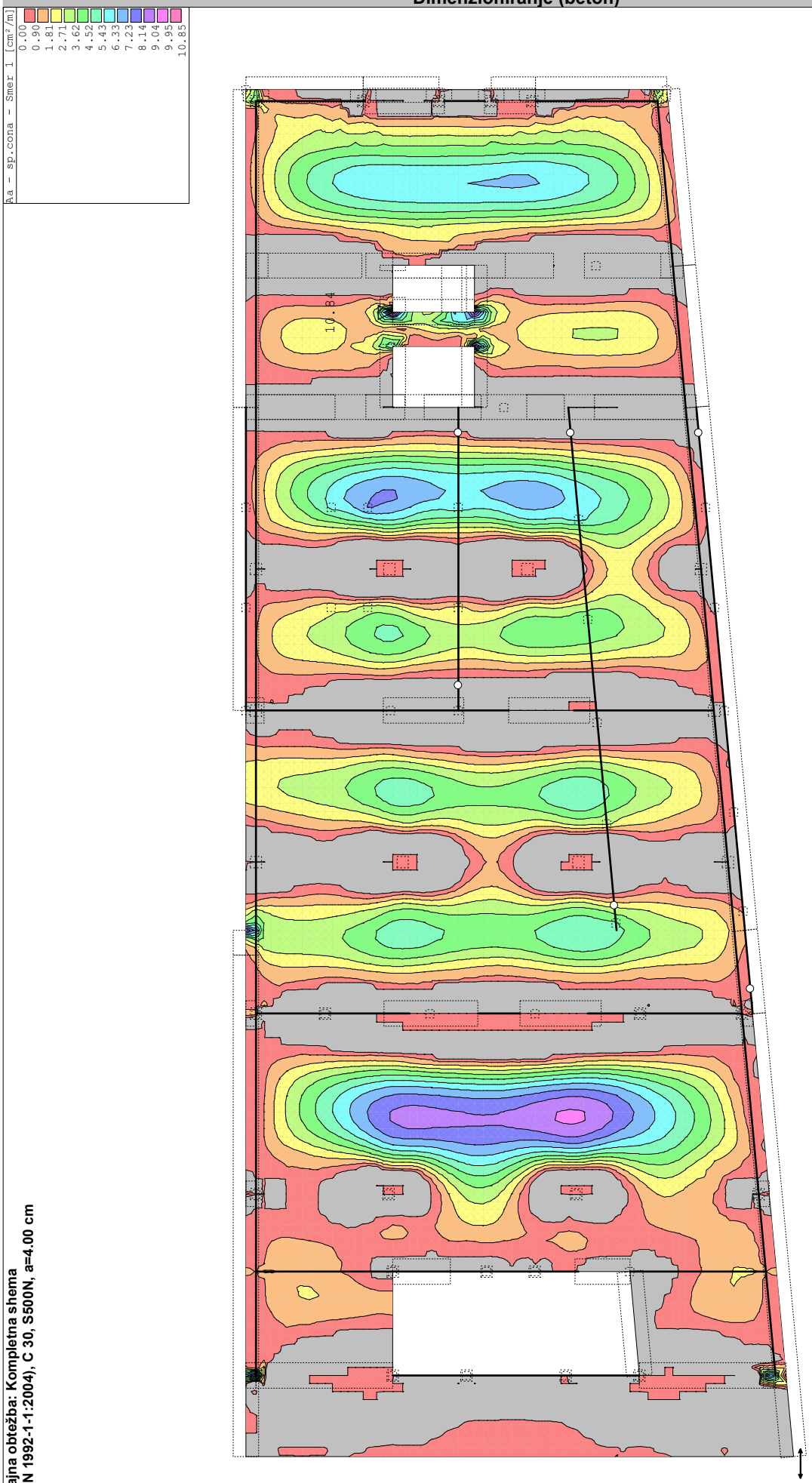

Merodajna obtežba: Kompletna shema
EC2 (EN 1992-1-1:2004), C 30, S500N, a=4.00 cm

Nivo: pl nad medetažo [8.15 m]
Aa - sp.cona - Smer 1 - max Aa1,s= 10.84 cm²/m

Dimenzioniranje (beton)

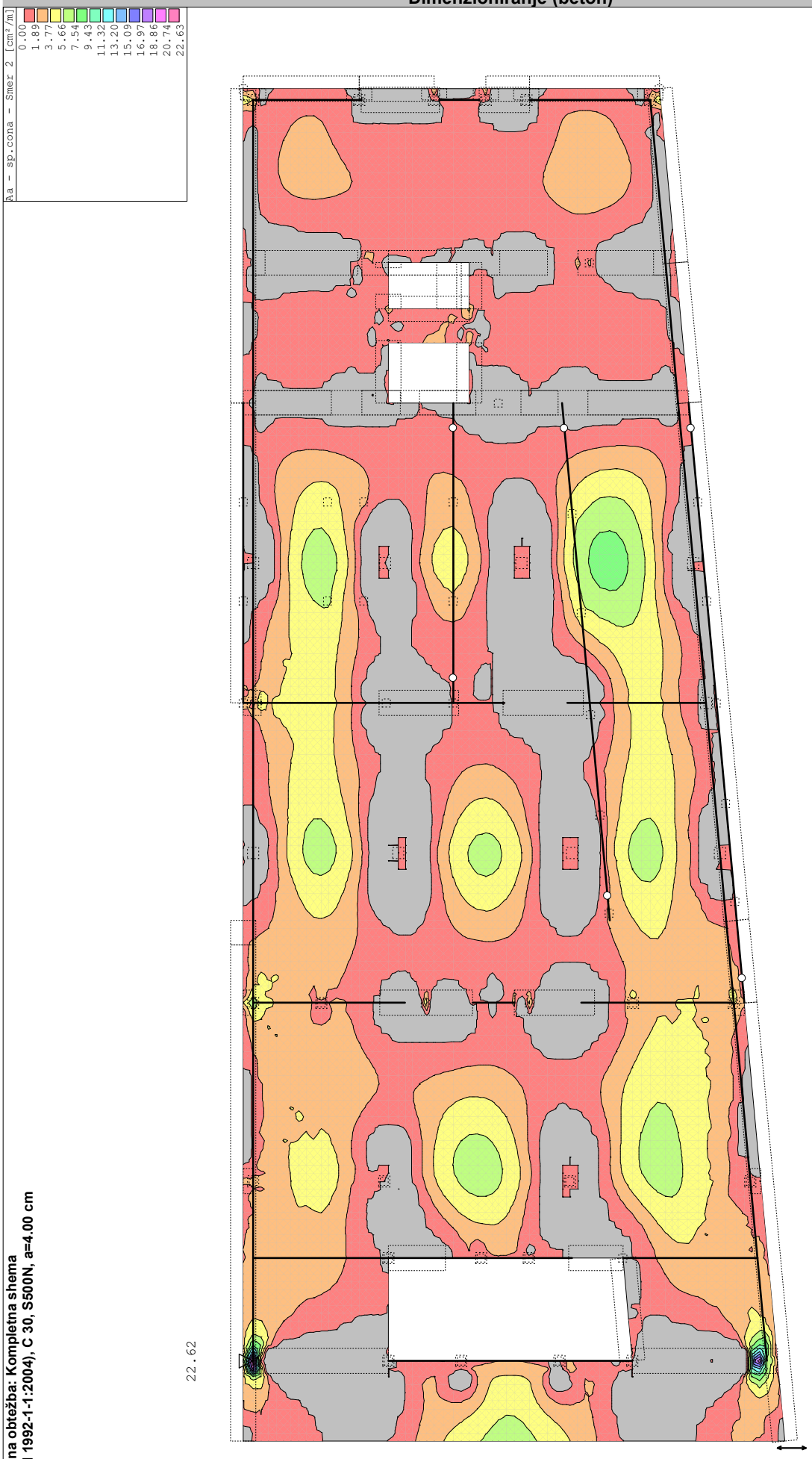

Merodajna obtežba: Kompletna shema
EC2 (EN 1992-1-1:2004), C 30, S500N, a=4.00 cm

Nivo: pl nad medetažo [8.15 m]
Aa - sp.cona - Smer 2 - max Aa2,s= 22.62 cm²/m

Dimenzioniranje (beton)

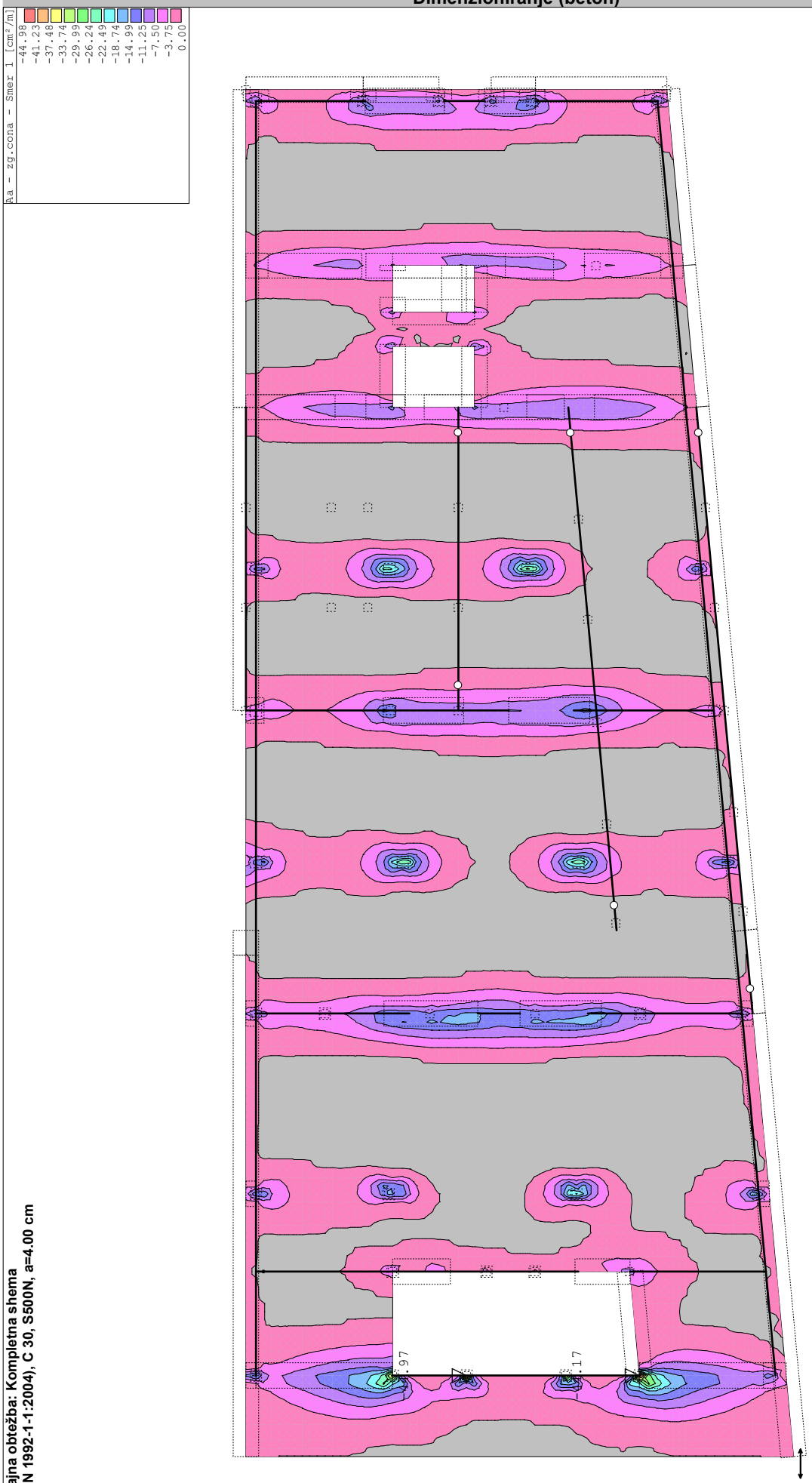

Merodajna obtežba: Kompletna shema
EC2 (EN 1992-1-1:2004), C 30, S500N, a=4.00 cm

Nivo: pl nad medetažo [8.15 m]
Aa - zg.cona - Smer 1 - max Aa1,z= -44.97 cm²/m

Dimenzioniranje (beton)

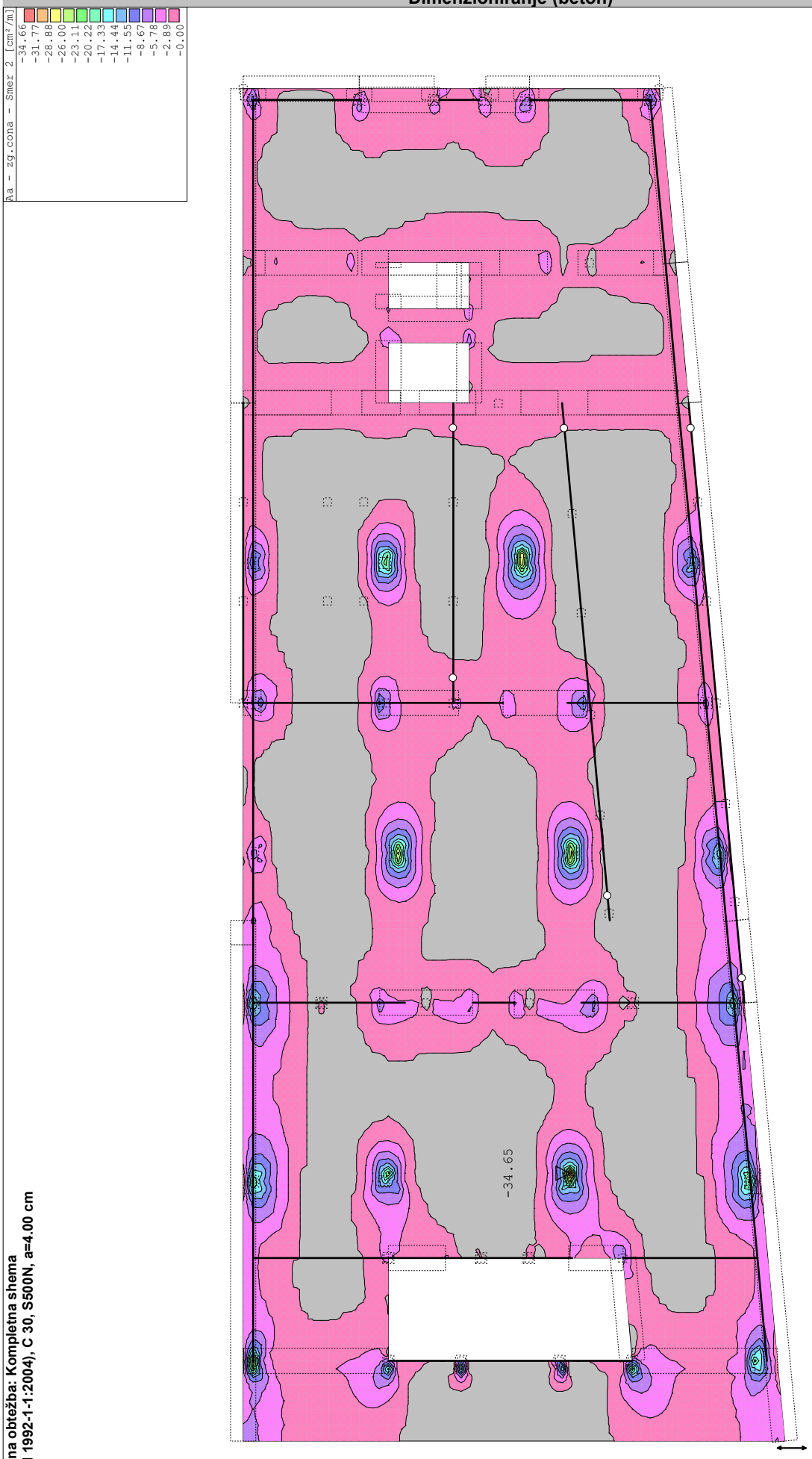

Merodajna obtežba: Kompletna shema
EC2 (EN 1992-1-1:2004), C 30, S500N, a=4.00 cm

Nivo: pl nad medetažo [8.15 m]
Aa - zg.cona - Smer 2 - max Aa2,z= -34.65 cm²/m

Dimenzioniranje (beton)

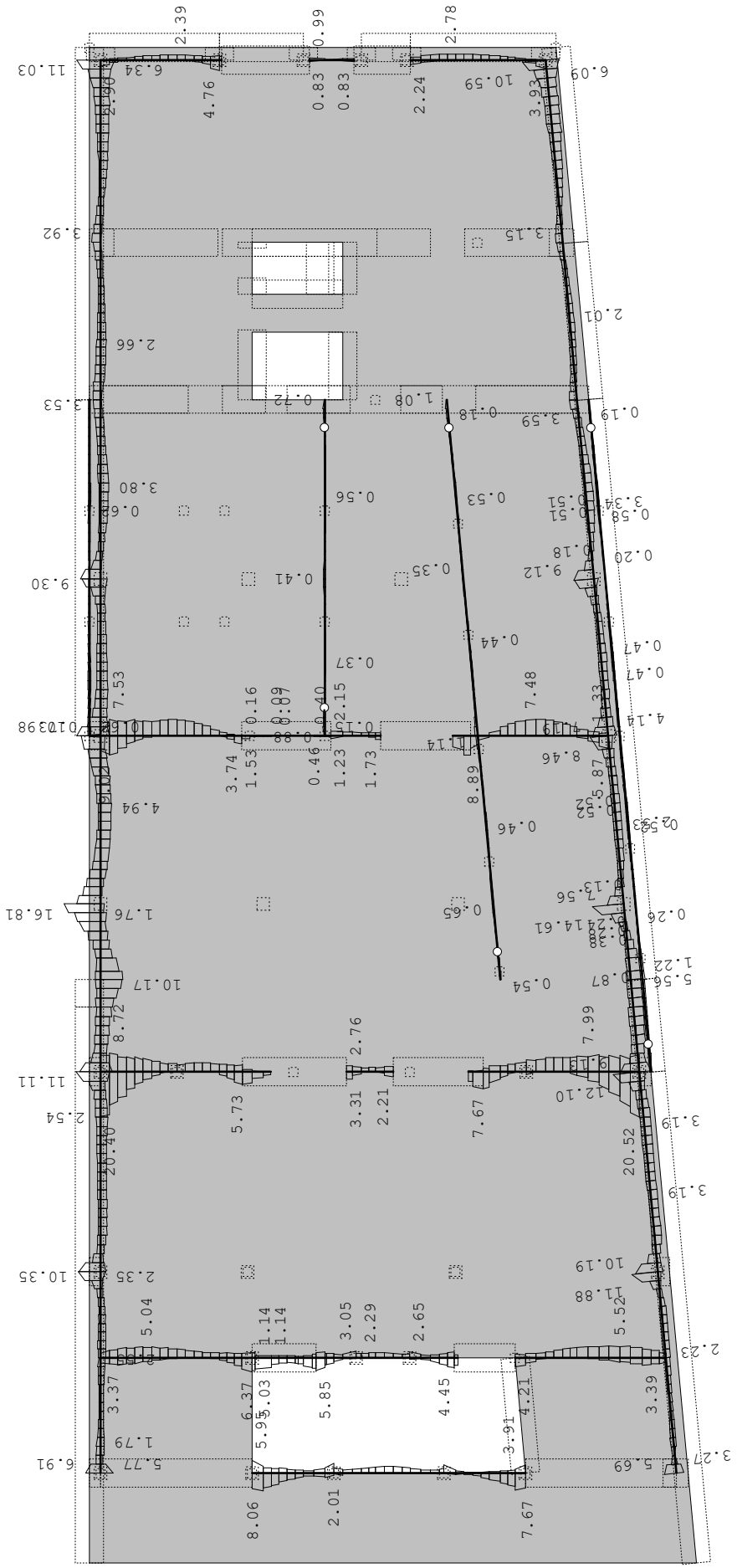

Merodajna obtežba: Kompletna shema
EC2 (EN 1992-1-1:2004), C 25, S500H

Nivo: pl nad medetažo [8.15 m]
Armatura v gredah: max Aa2/Aa1= 20.52 / 10.17 cm²

Dimenzioniranje (beton)

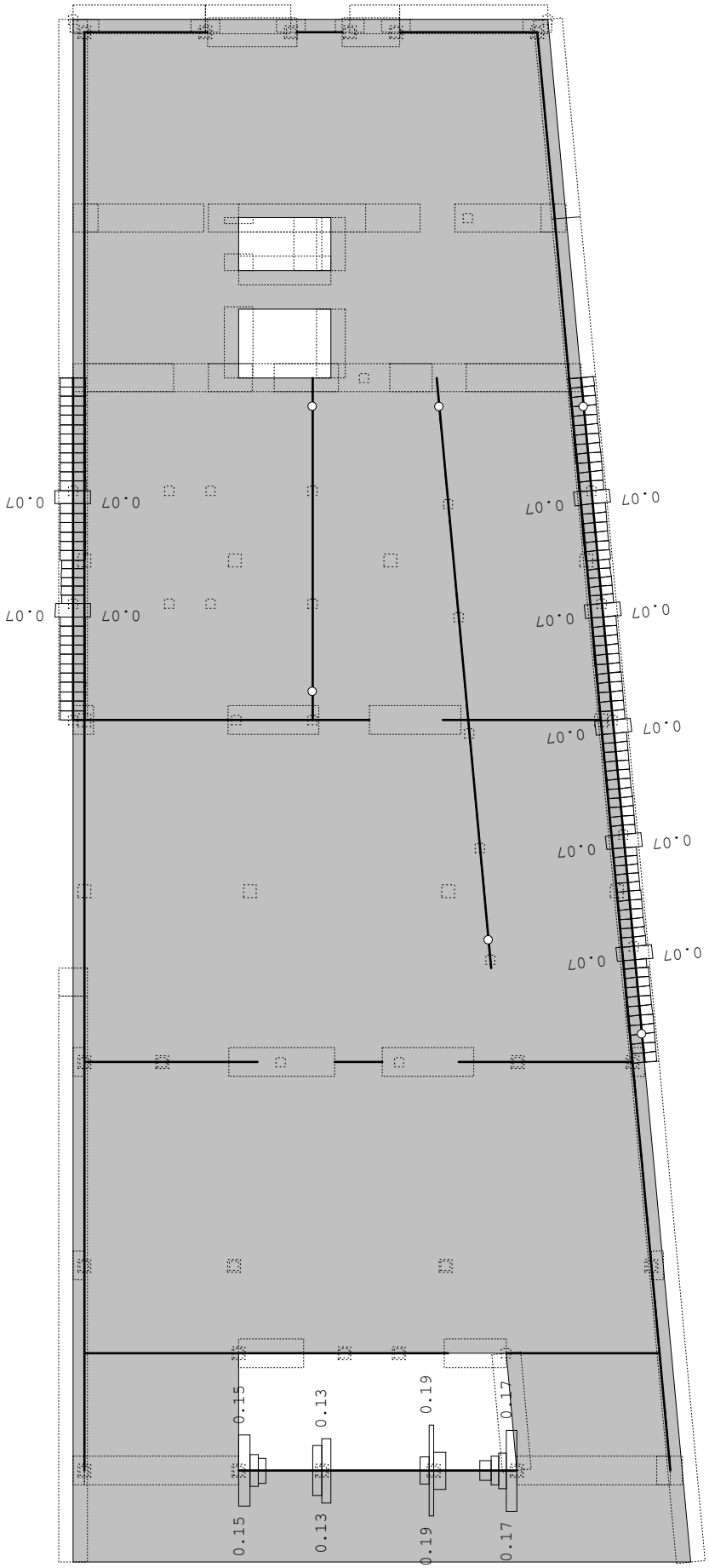

Merodajna obtežba: Kompletna shema
EC2 (EN 1992-1-1:2004), C 25, S500H

Nivo: pl nad medetažo [8.15 m]
Armatura v gredah: max Aa3/Aa4= 0.19 / 0.19 cm²

Dimenzioniranje (beton)

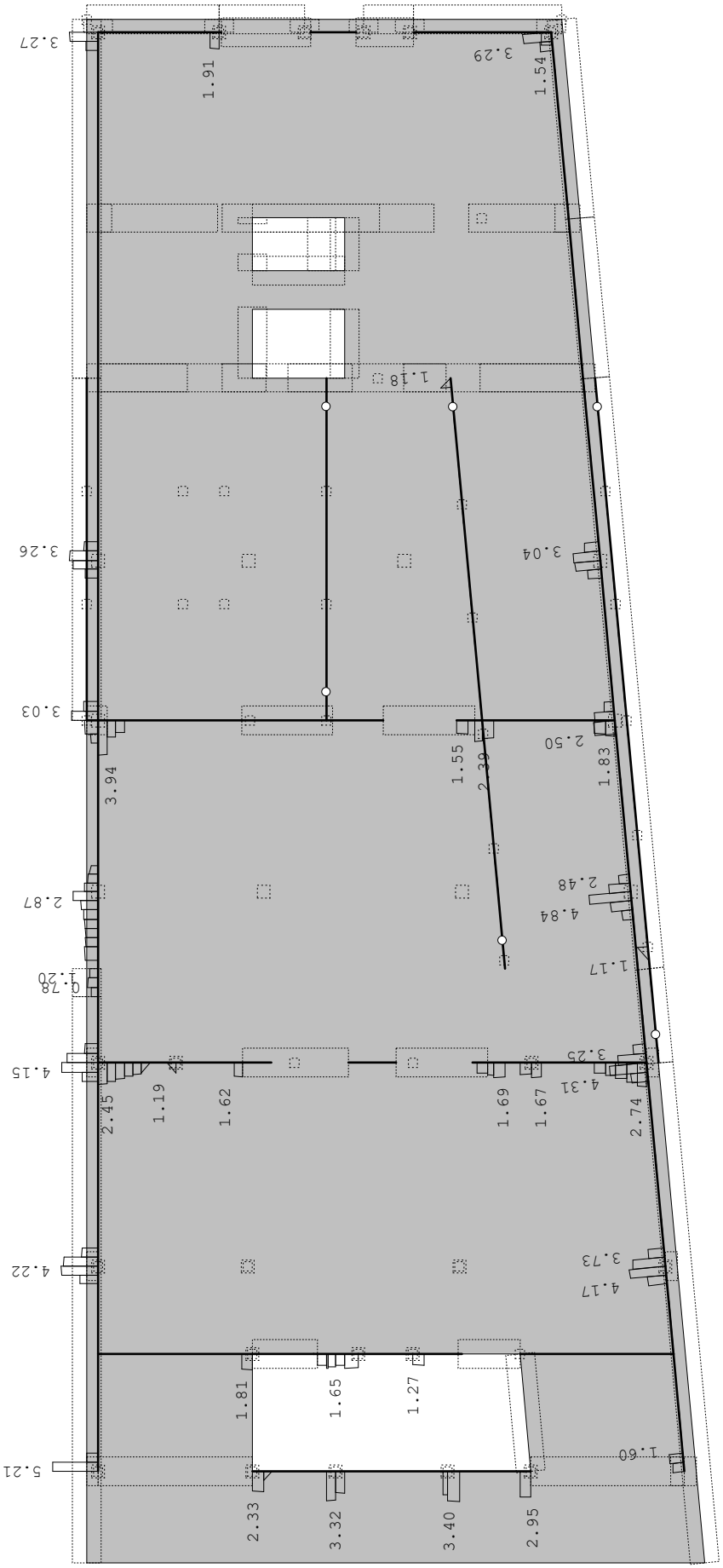

Merodajna obtežba: Kompletna shema
EC2 (EN 1992-1-1:2004), C 25, S500H

Nivo: pl nad medetažo [8.15 m]
Armatura v gredah: max Aa,st= 5.21 cm²

Dimenzioniranje (beton)

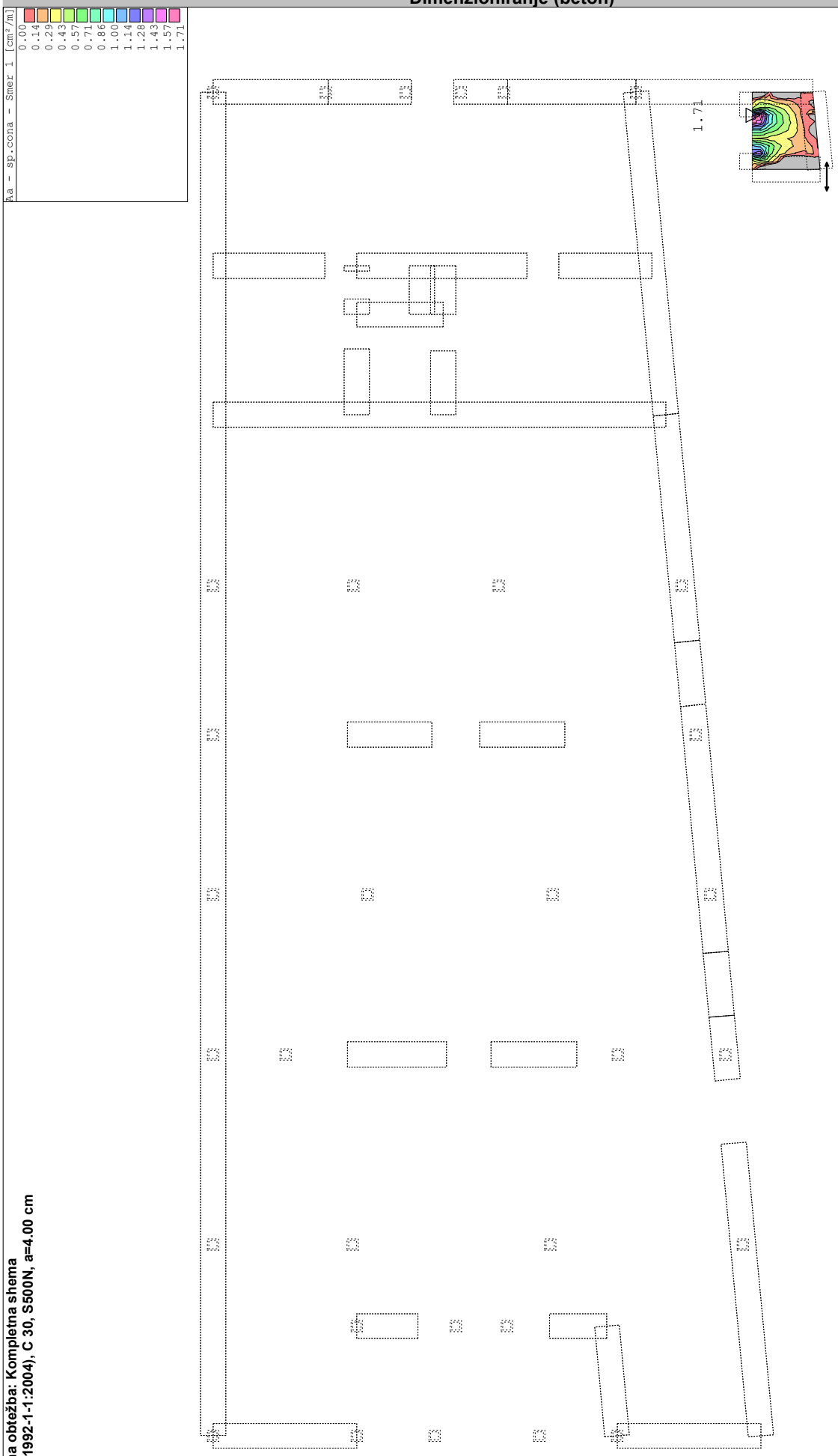

Merodajna obtežba: Kompletna shema
EC2 (EN 1992-1-1:2004), C 30, S500N, a=4.00 cm

Nivo: [4.50 m]
Aa - sp.cona - Smer 1 - max Aa1,s= 1.71 cm²/m

Dimenzioniranje (beton)

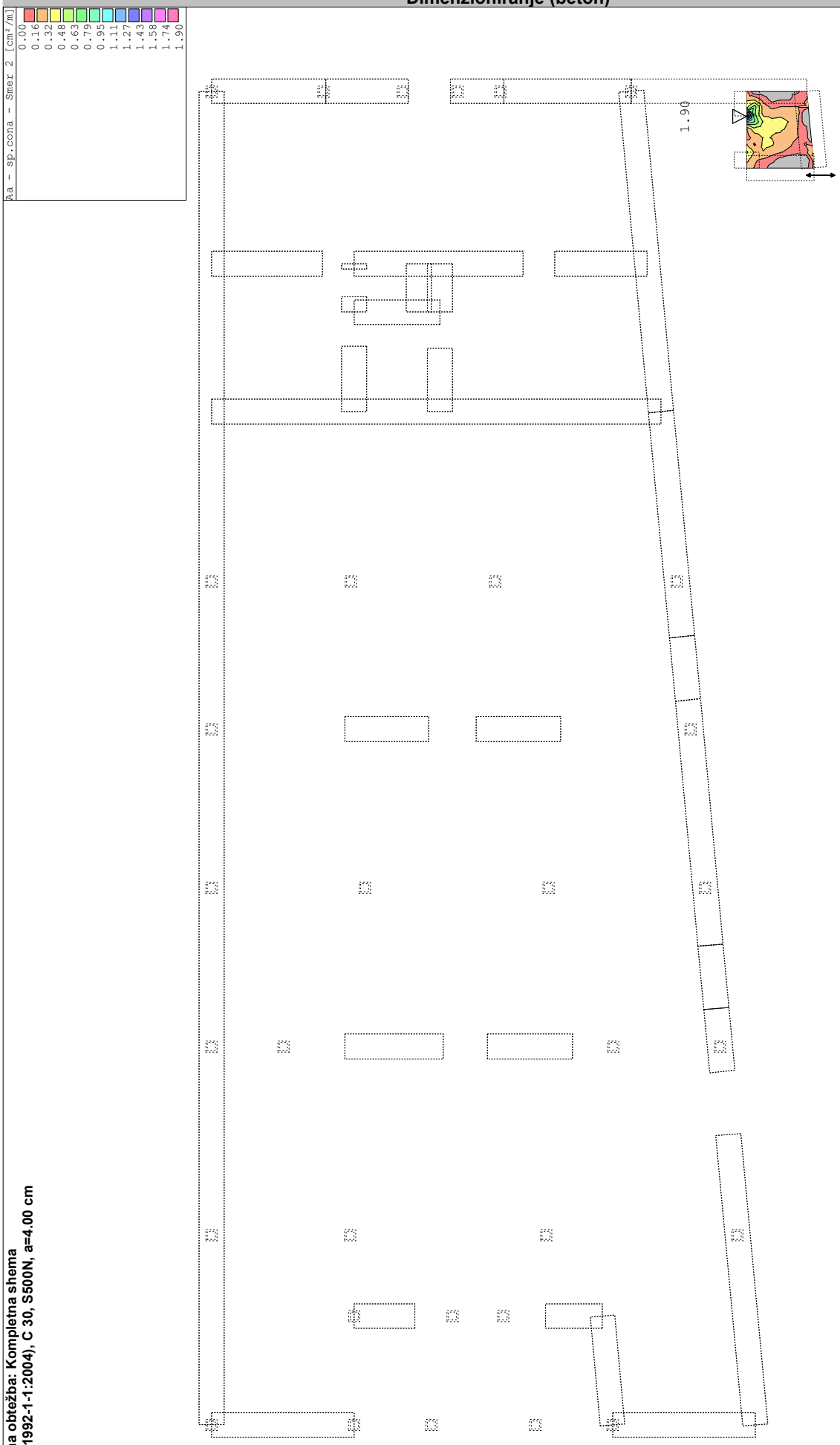

Merodajna obtežba: Kompletna shema
EC2 (EN 1992-1-1:2004), C 30, S500N, a=4.00 cm

Nivo: [4.50 m]
Aa - sp.cona - Smer 2 - max Aa2,s= 1.90 cm²/m

Dimenzioniranje (beton)

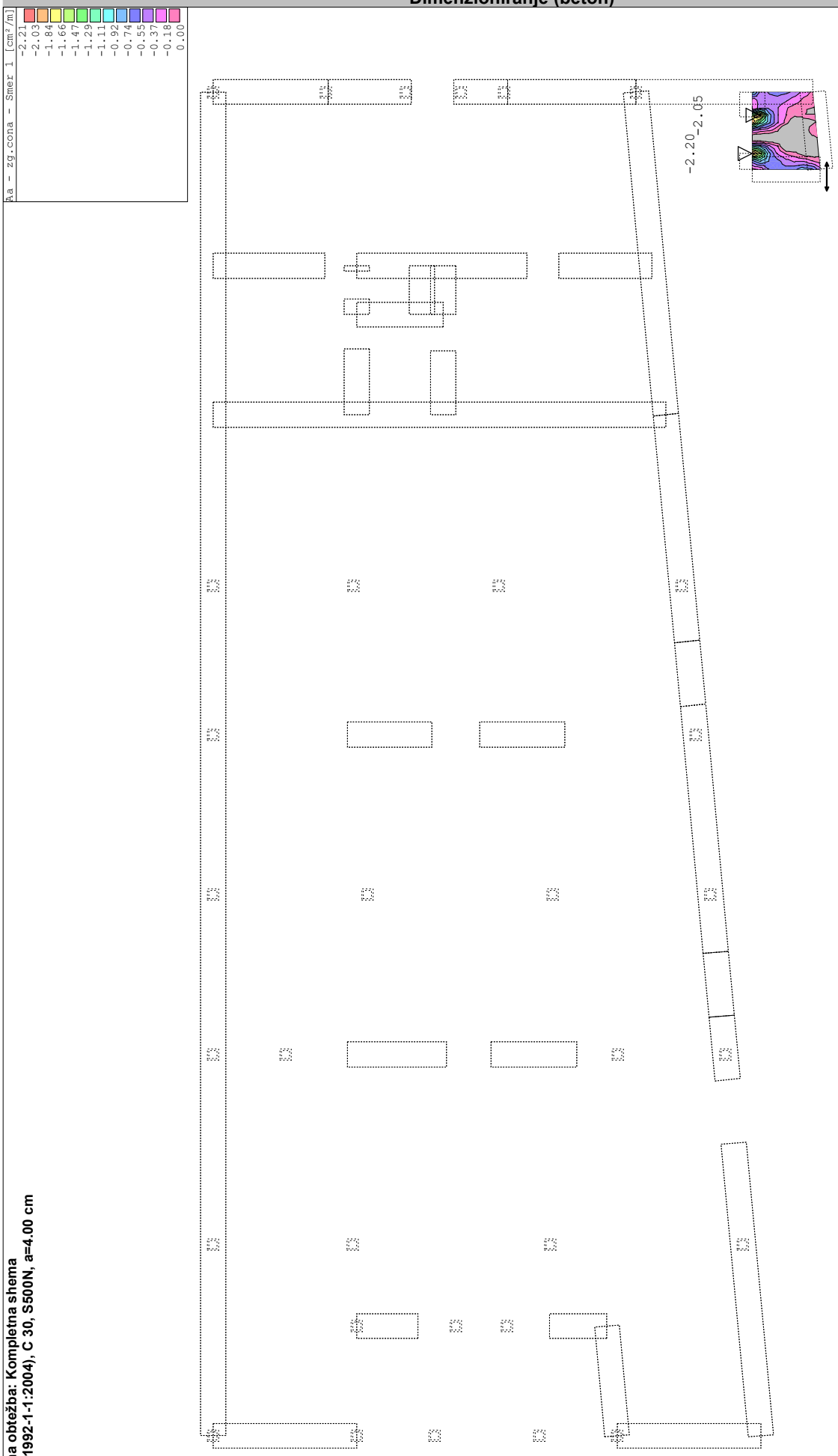

Merodajna obtežba: Kompletna shema
EC2 (EN 1992-1-1:2004), C 30, S500N, a=4.00 cm

Nivo: [4.50 m]
Aa - zg.cona - Smer 1 - max Aa1,z= -2.20 cm²/m

Dimenzioniranje (beton)

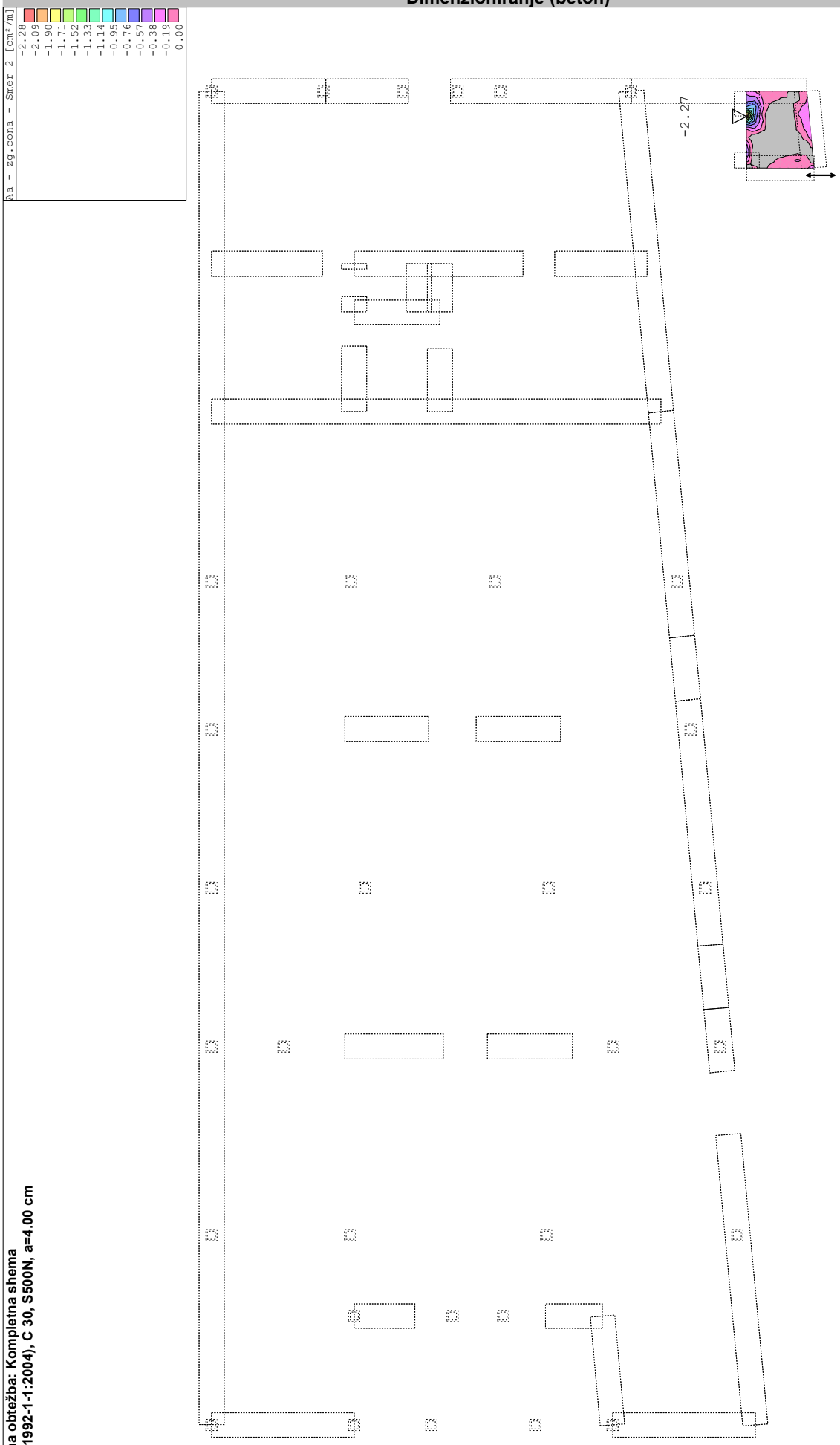

Merodajna obtežba: Kompletna shema
EC2 (EN 1992-1-1:2004), C 30, S500N, a=4.00 cm

Nivo: [4.50 m]
Aa - zg.cona - Smer 2 - max Aa2,z= -2.27 cm²/m

Dimenzioniranje (beton)

Merodajna obtežba: Kompletna shema
EC2 (EN 1992-1-1:2004), C 30, S500N, a=4.00 cm

Nivo: pl nad PR [3.90 m]
Aa - sp.cona - Smer 1 - max Aa1,s= 19.67 cm²/m

Dimenzioniranje (beton)

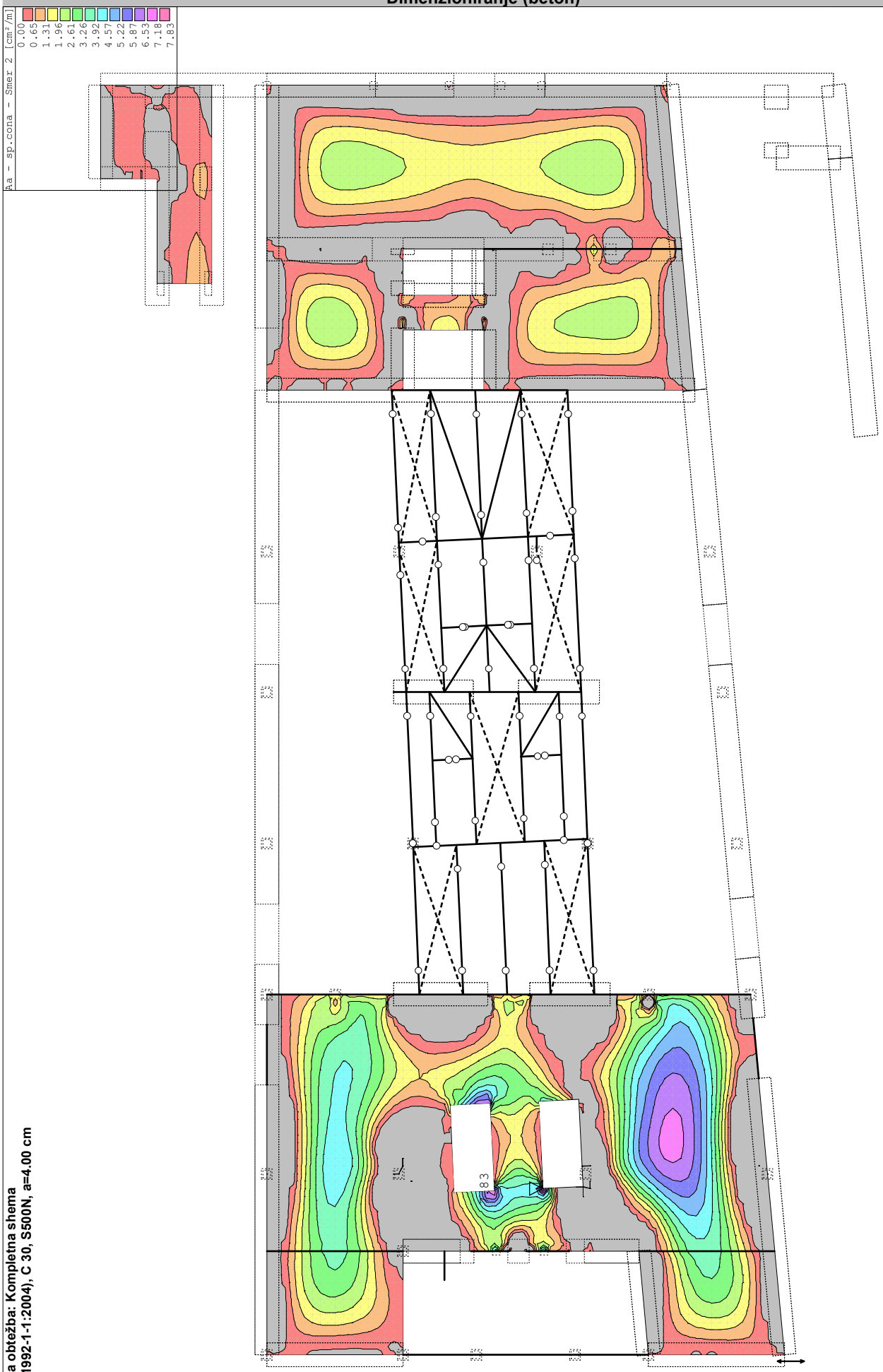

Merodajna obtežba: Kompletna shema
EC2 (EN 1992-1-1:2004), C 30, S500N, a=4.00 cm

Nivo: pl nad PR [3.90 m]
Aa - sp.cona - Smer 2 - max Aa2,s= 7.83 cm²/m

Dimenzioniranje (beton)

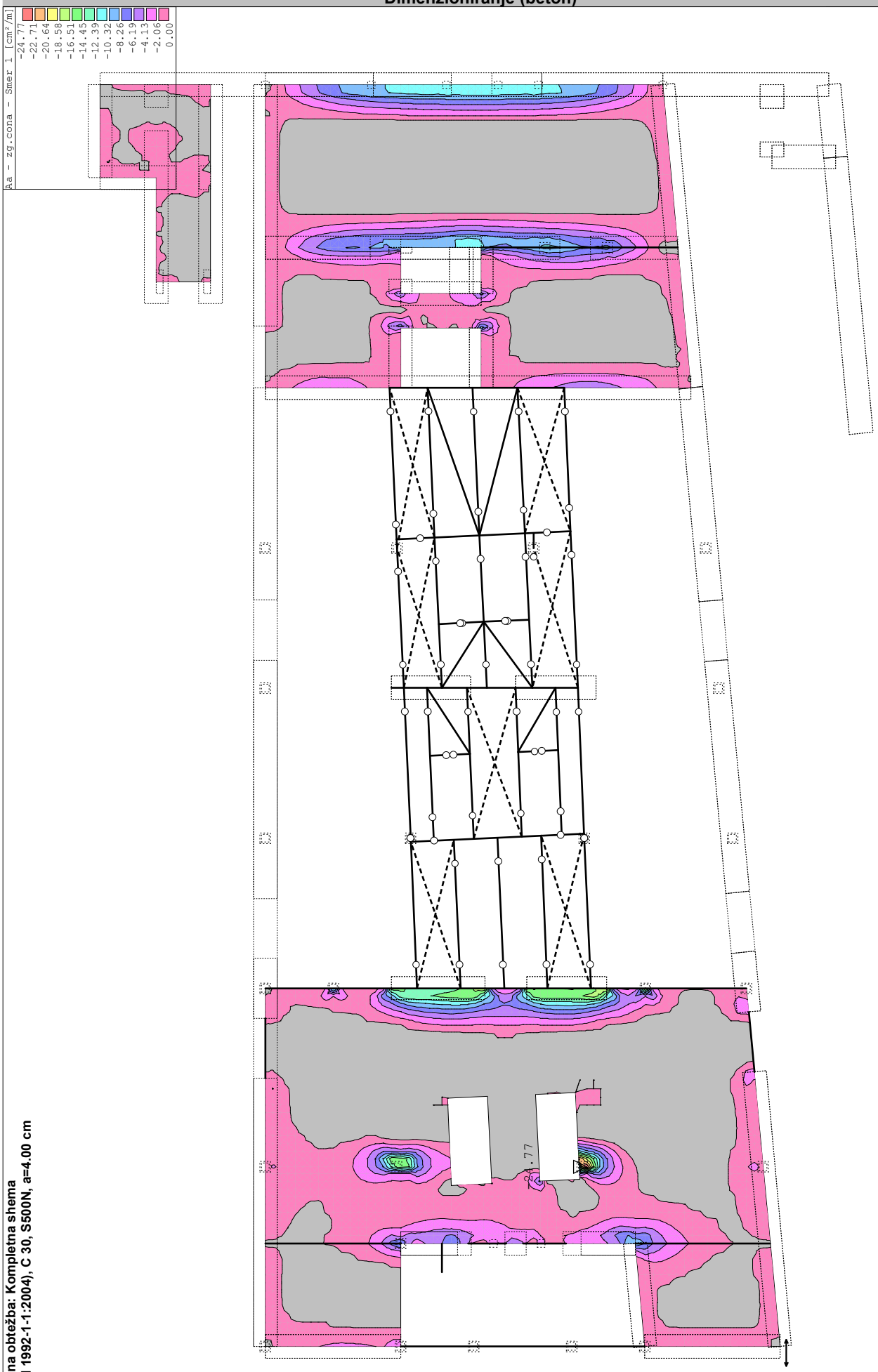

Merodajna obtežba: Kompletna shema
EC2 (EN 1992-1-1:2004), C 30, S500N, a=4.00 cm

Nivo: pl nad PR [3.90 m]
Aa - zg.cona - Smer 1 - max Aa1,z= -24.77 cm²/m

Dimenzioniranje (beton)

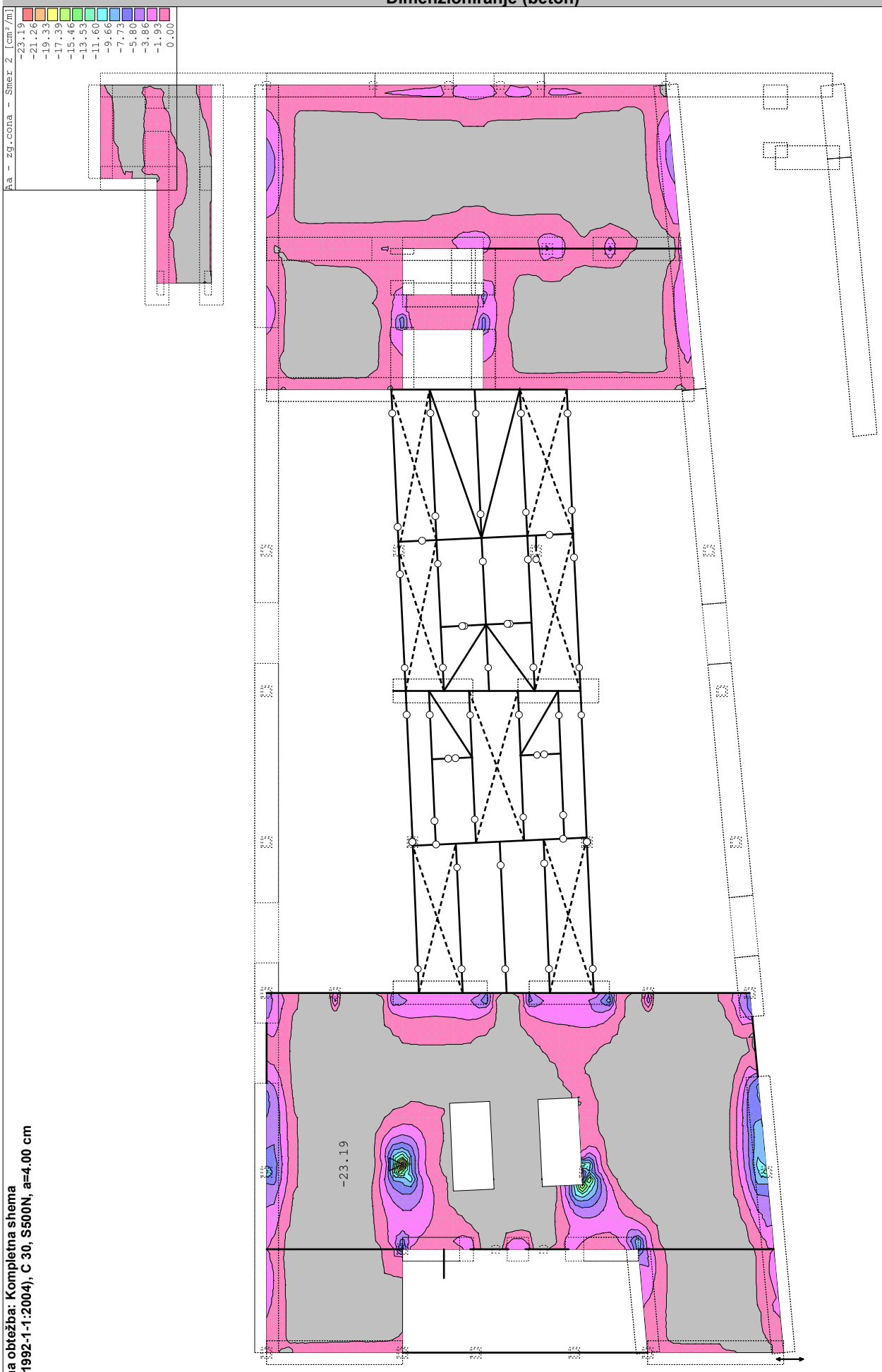

Merodajna obtežba: Kompletna shema
EC2 (EN 1992-1-1:2004), C 30, S500N, a=4.00 cm

Nivo: pl nad PR [3.90 m]
Aa - zg.cona - Smer 2 - max Aa2,z= -23.19 cm²/m

Dimenzioniranje (beton)

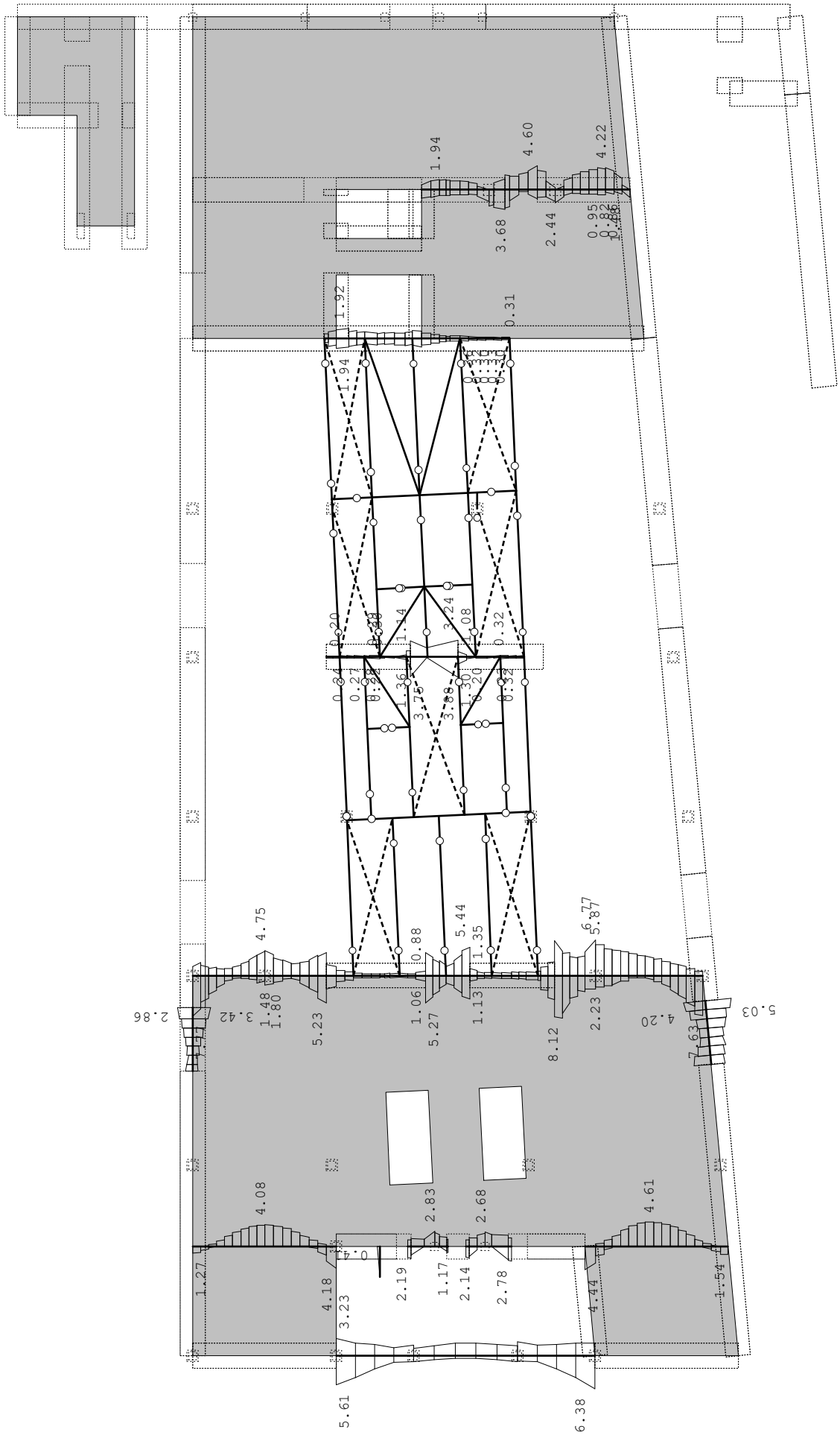

Merodajna obtežba: Kompletna shema
EC2 (EN 1992-1-1:2004), C 25, S500H

Nivo: pl nad PR [3.90 m]
Armatura v gredah: max Aa2/Aa1= 8.12 / 6.77 cm²

Dimenzioniranje (beton)

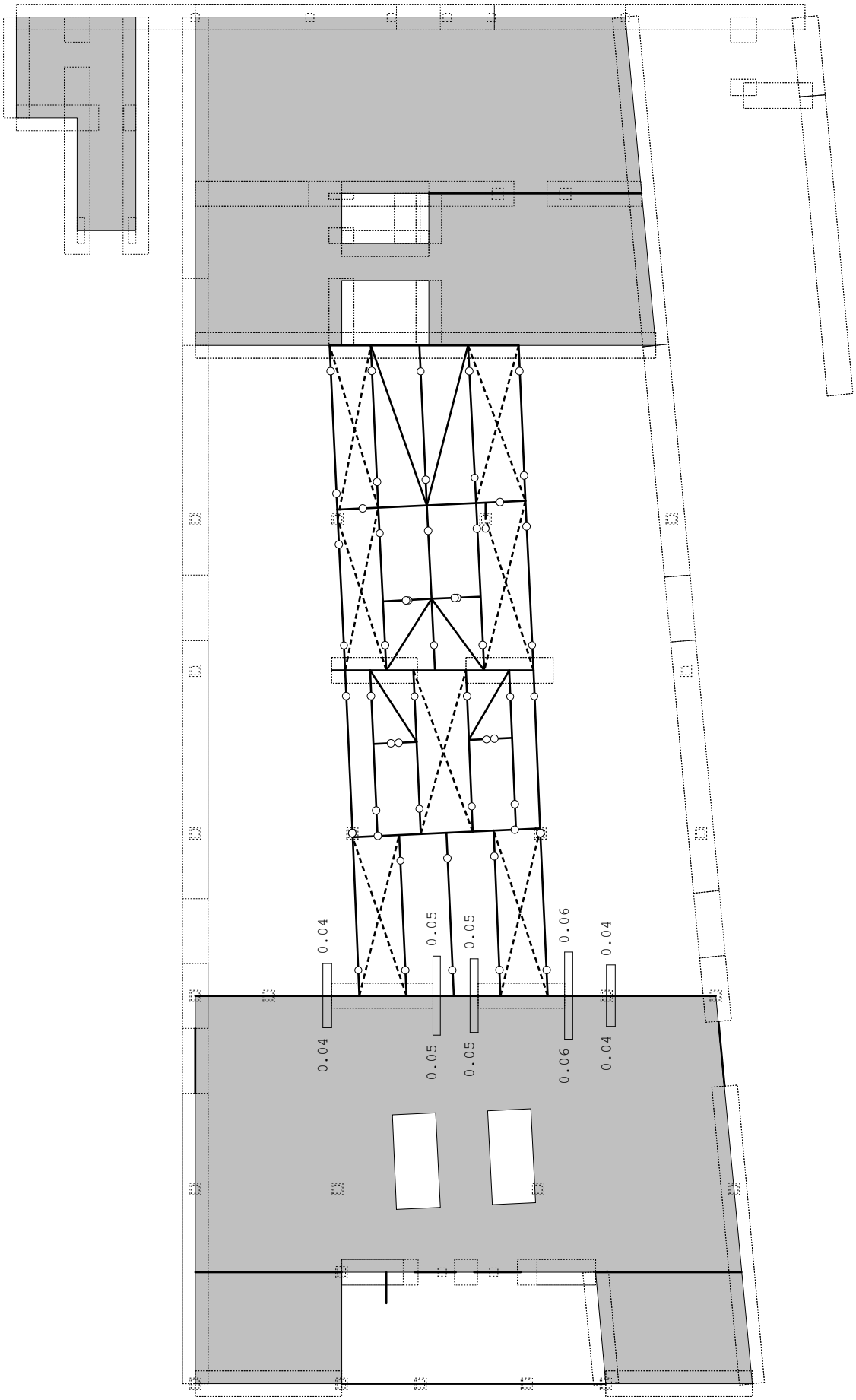

Merodajna obtežba: Kompletna shema
EC2 (EN 1992-1-1:2004), C 25, S500H

Nivo: pl nad PR [3.90 m]
Armatura v gredah: max Aa3/Aa4= 0.06 / 0.06 cm²

Dimenzioniranje (beton)

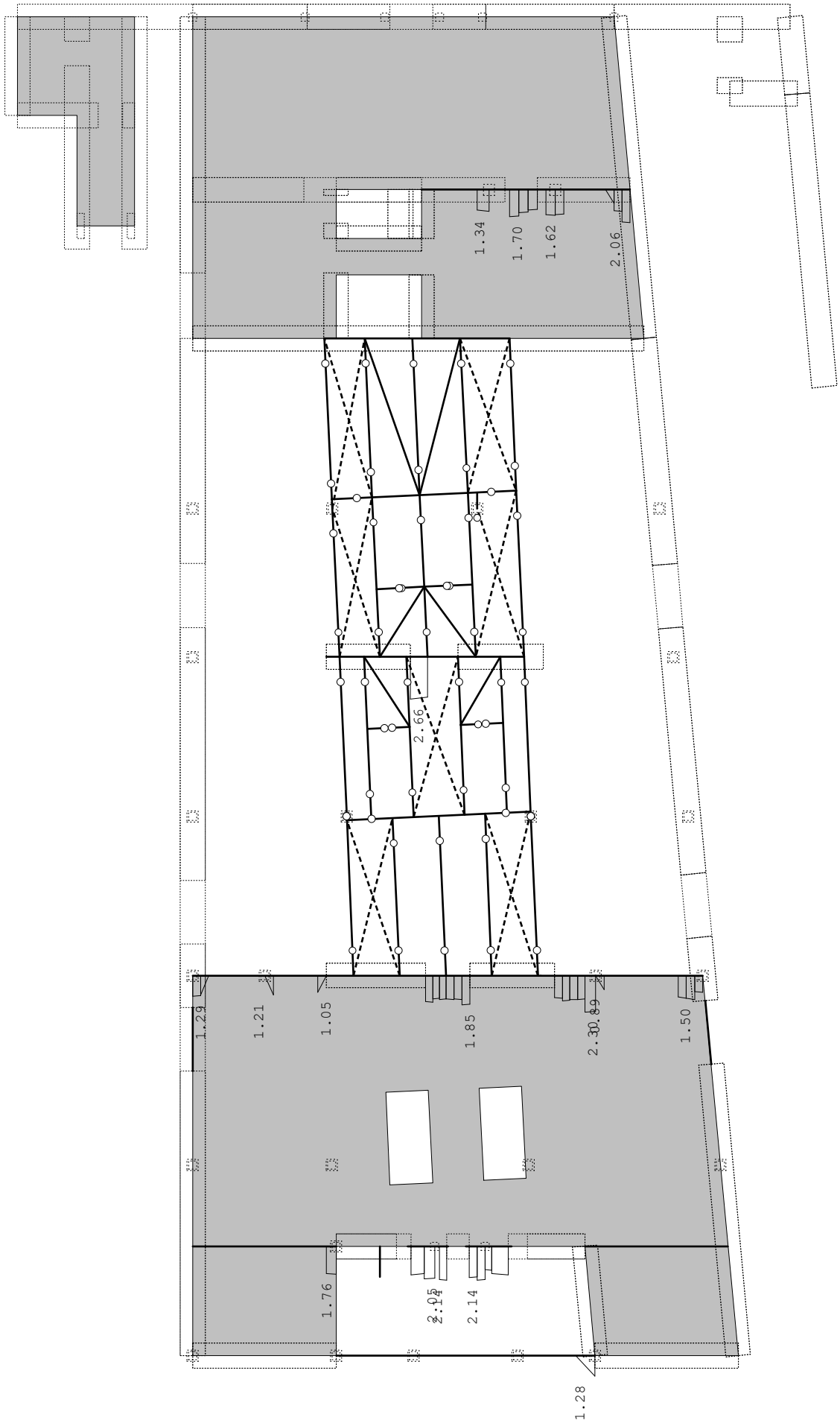

Merodajna obtežba: Kompletna shema
EC2 (EN 1992-1-1:2004), C 25, S500H

Nivo: pl nad PR [3.90 m]
Armatura v gredah: max Aa,st= 2.66 cm²

Dimenzioniranje (beton)

Merodajna obtežba: Kompletna shema
EC2 (EN 1992-1-1:2004), C 30, S500N, a=4.00 cm

Nivo: pl nad kl [0.00 m]
Aa - sp.cona - Smer 1 - max Aa1,s= 14.48 cm²/m

Dimenzioniranje (beton)

Merodajna obtežba: Kompletna shema
EC2 (EN 1992-1-1:2004), C 30, S500N, a=4.00 cm

Nivo: pl nad kl [0.00 m]
Aa - sp.cona - Smer 2 - max Aa2,s= 9.74 cm²/m

Dimenzioniranje (beton)

Merodajna obtežba: Kompletna shema
EC2 (EN 1992-1-1:2004), C 30, S500N, a=4.00 cm

Nivo: pl nad kl [0.00 m]
Aa - zg.cona - Smer 1 - max Aa1,z= -23.28 cm²/m

Dimenzioniranje (beton)

Merodajna obtežba: Kompletna shema
EC2 (EN 1992-1-1:2004), C 30, S500N, a=4.00 cm

Nivo: pl nad kl [0.00 m]
Aa - zg.cona - Smer 2 - max Aa2,z= -18.68 cm²/m

Dimenzioniranje (beton)

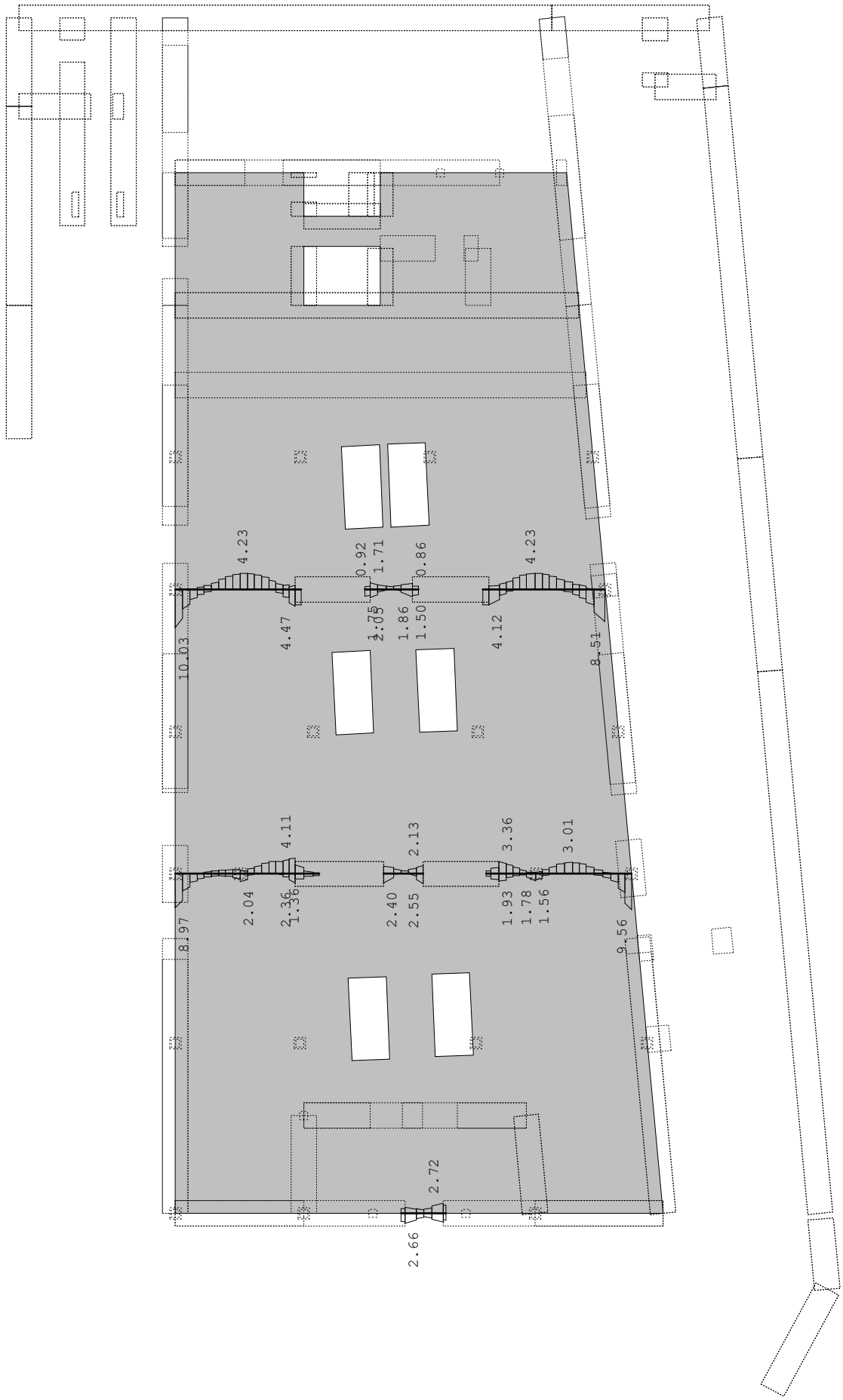

Merodajna obtežba: Kompletna shema
EC2 (EN 1992-1-1:2004), C 25, S500H

Nivo: pl nad kl [0.00 m]
Armatura v gredah: max Aa2/Aa1= 10.03 / 4.23 cm²

Dimenzioniranje (beton)

Merodajna obtežba: Kompletna shema
EC2 (EN 1992-1-1:2004), C 25, S500H

Nivo: pl nad kl [0.00 m]
Armatura v gredah: max Aa3/Aa4= 0.00 cm²

Dimenzioniranje (beton)

Merodajna obtežba: Kompletna shema
EC2 (EN 1992-1-1:2004), C 25, S500H

Nivo: pl nad kl [0.00 m]
Armatura v gredah: max Aa,st= 3.05 cm²

Dimenzioniranje (beton)

Merodajna obtežba: Kompletna shema
EC2 (EN 1992-1-1:2004), C 30, S500N, a=4.00 cm

Nivo: Plošča povozne površine [-0.35 m]
Aa - sp.cona - Smer 1 - max Aa1,s= 8.52 cm²/m

Dimenzioniranje (beton)

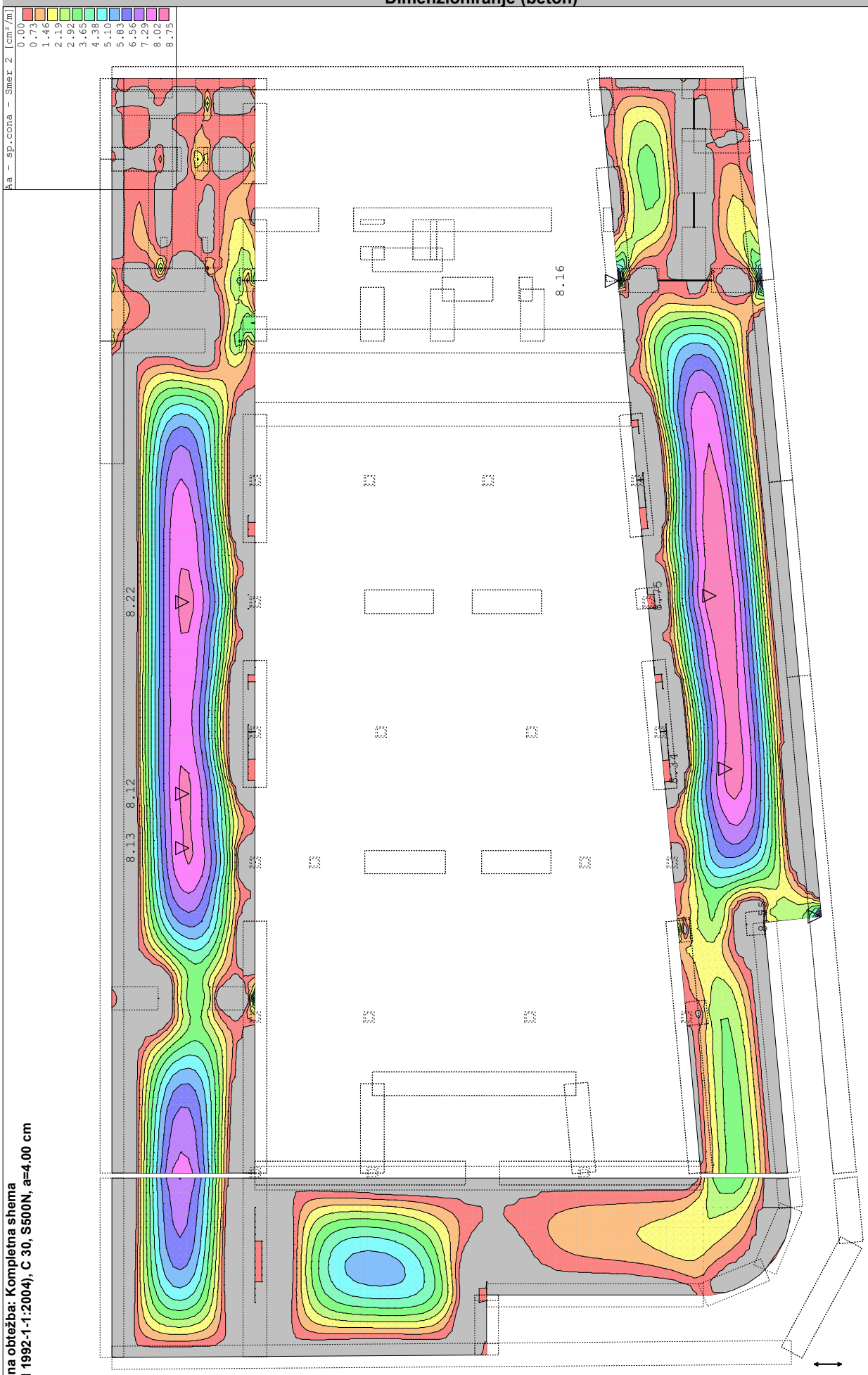

Merodajna obtežba: Kompletna shema
EC2 (EN 1992-1-1:2004), C 30, S500N, a=4.00 cm

Nivo: Plošča povozne površine [-0.35 m]
Aa - sp.cona - Smer 2 - max Aa2,s= 8.75 cm²/m

Dimenzioniranje (beton)

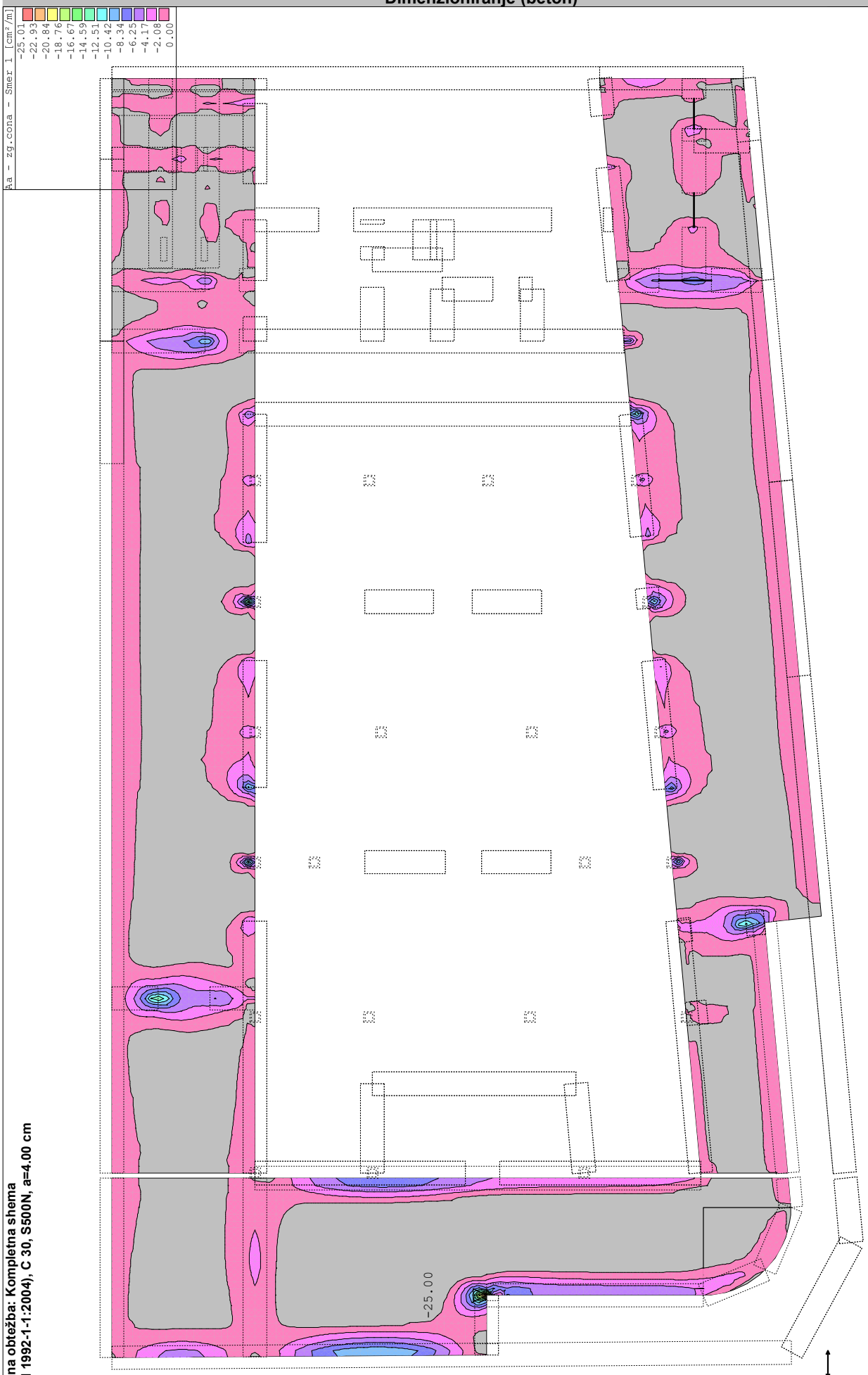

Merodajna obtežba: Kompletna shema
EC2 (EN 1992-1-1:2004), C 30, S500N, a=4.00 cm

Nivo: Plošča povozne površine [-0.35 m]
Aa - zg.cona - Smer 1 - max Aa1,z= -25.00 cm²/m

Dimenzioniranje (beton)

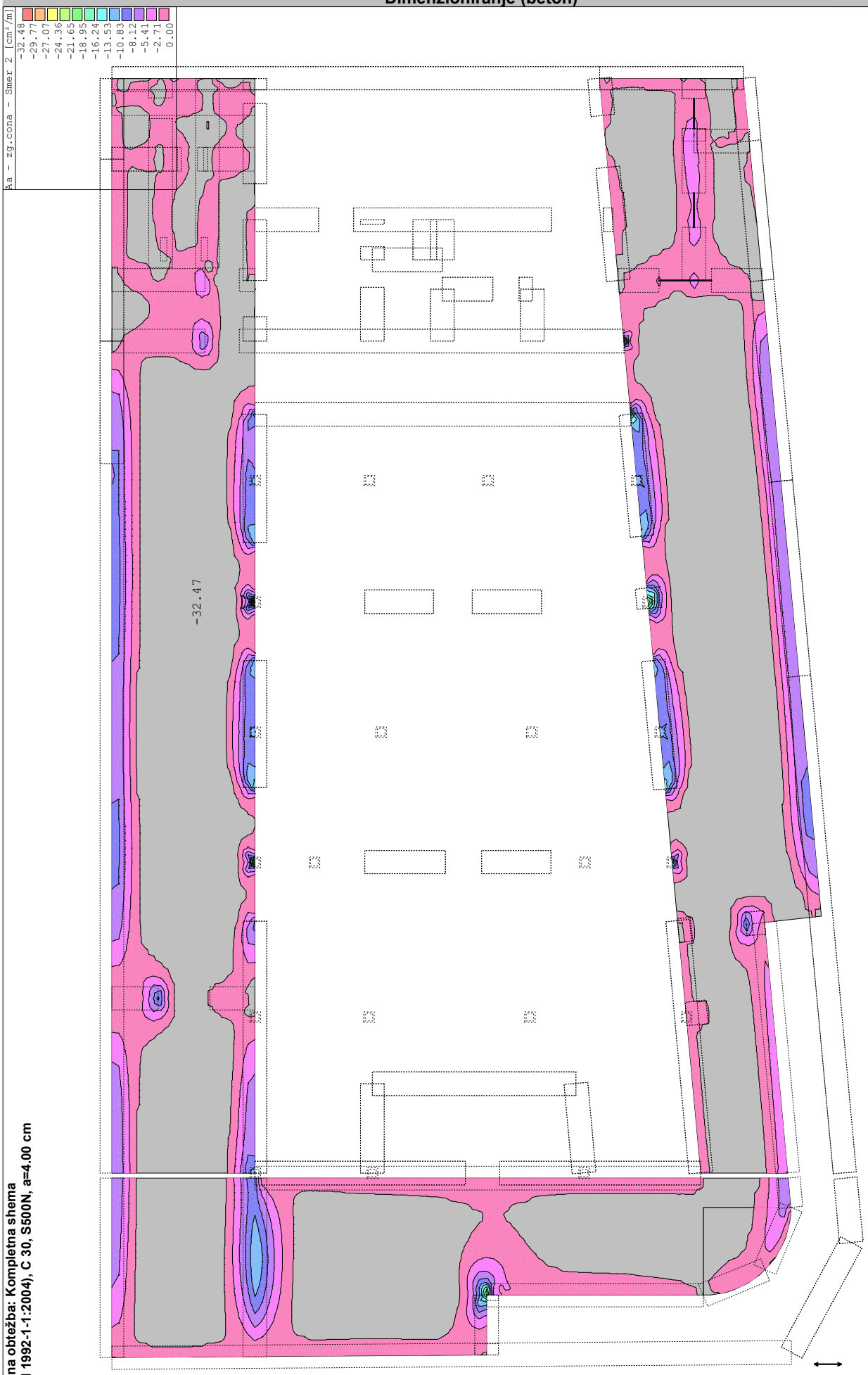

Merodajna obtežba: Kompletna shema
EC2 (EN 1992-1-1:2004), C 30, S500N, a=4.00 cm

Nivo: Plošča povozne površine [-0.35 m]
Aa - zg.cona - Smer 2 - max Aa2,z= -32.47 cm²/m

Dimenzioniranje (beton)

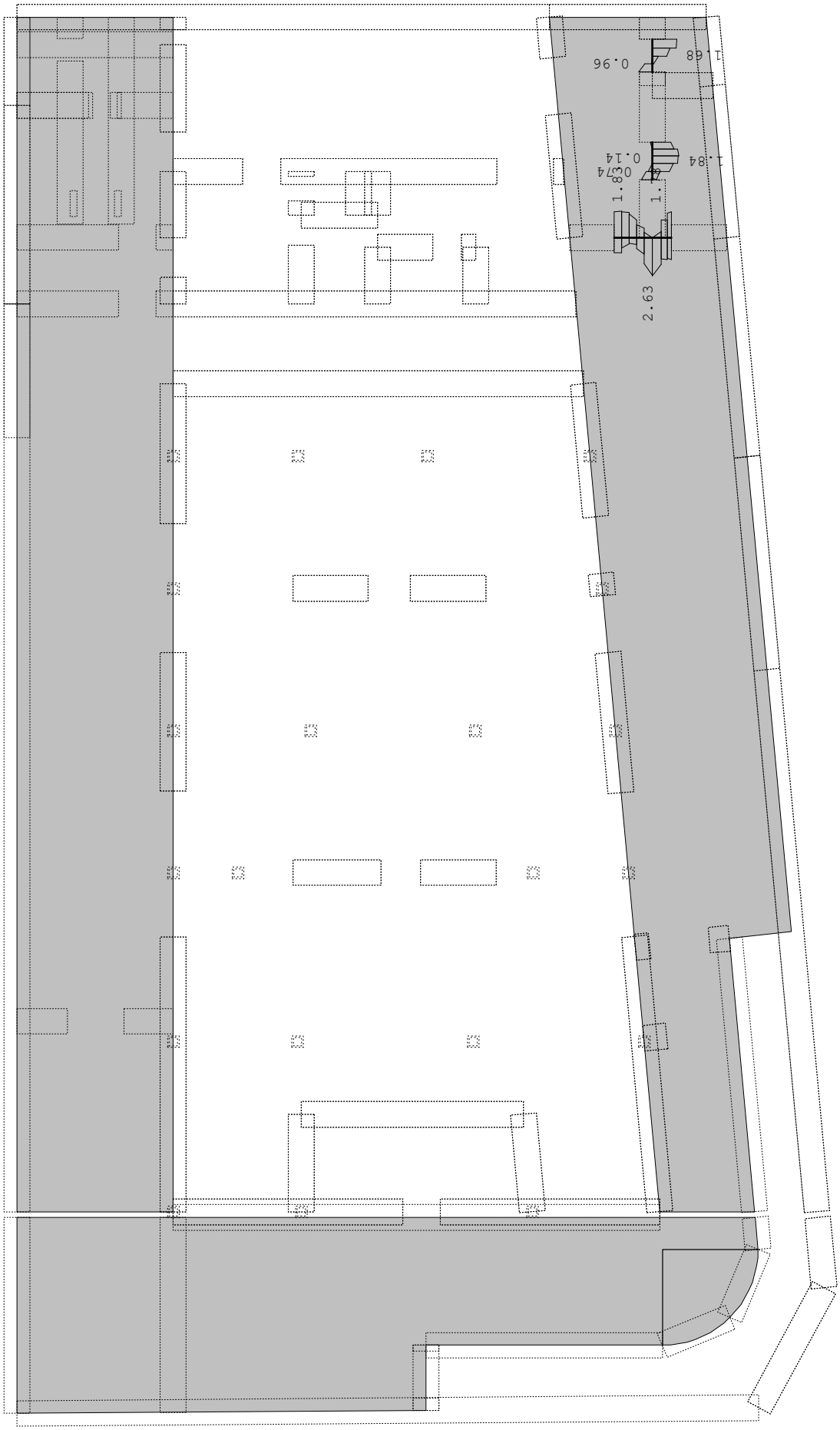

Merodajna obtežba: Kompletna shema
EC2 (EN 1992-1-1:2004), C 25, S500H

Nivo: Plošča povozne površine [-0.35 m]
Armatura v gredah: max Aa2/Aa1= 2.63 / 1.84 cm²

Dimenzioniranje (beton)

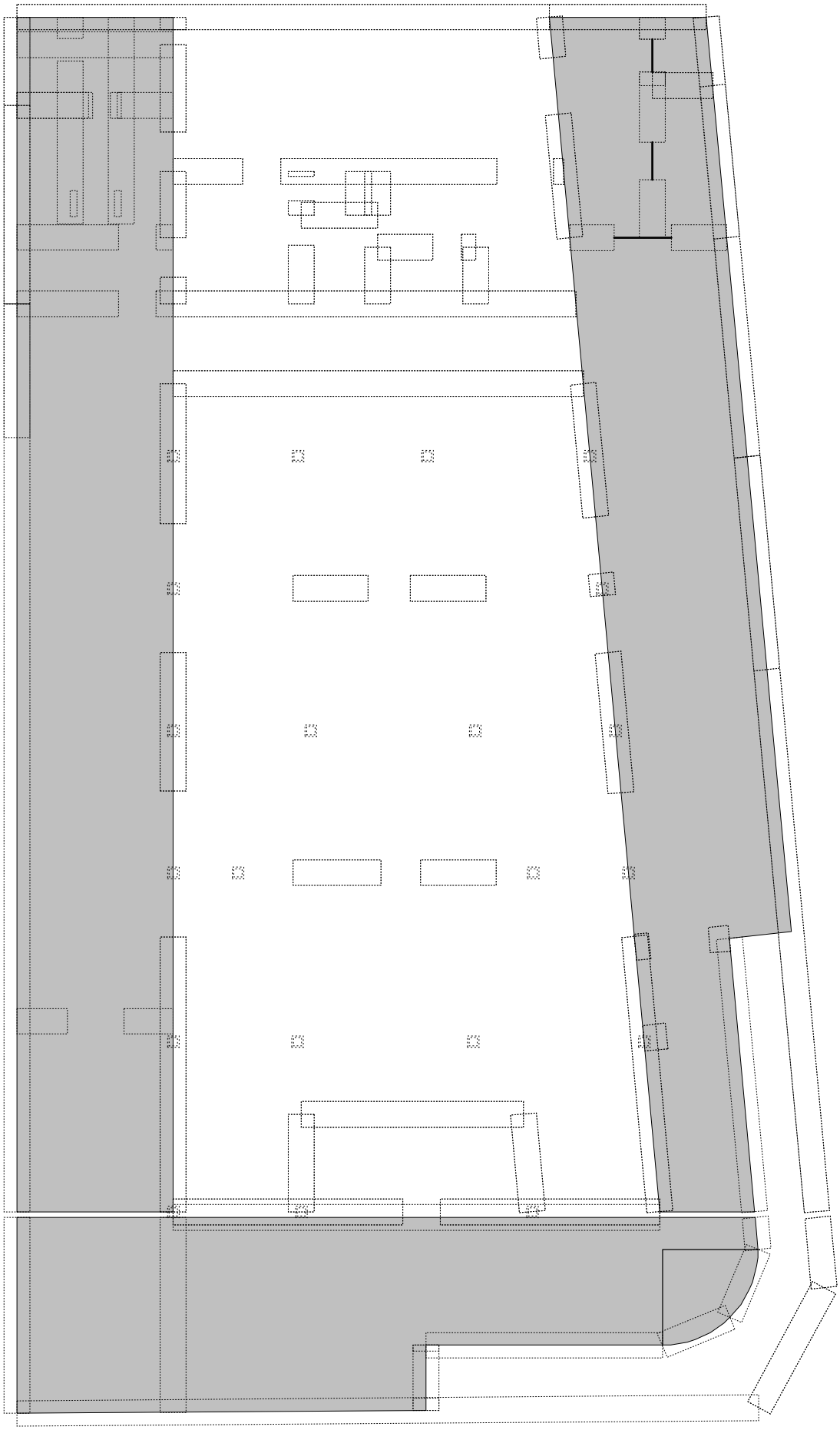

Merodajna obtežba: Kompletna shema
EC2 (EN 1992-1-1:2004), C 25, S500H

Nivo: Plošča povozne površine [-0.35 m]
Armatura v gredah: max Aa3/Aa4= 0.00 cm²

Dimenzioniranje (beton)

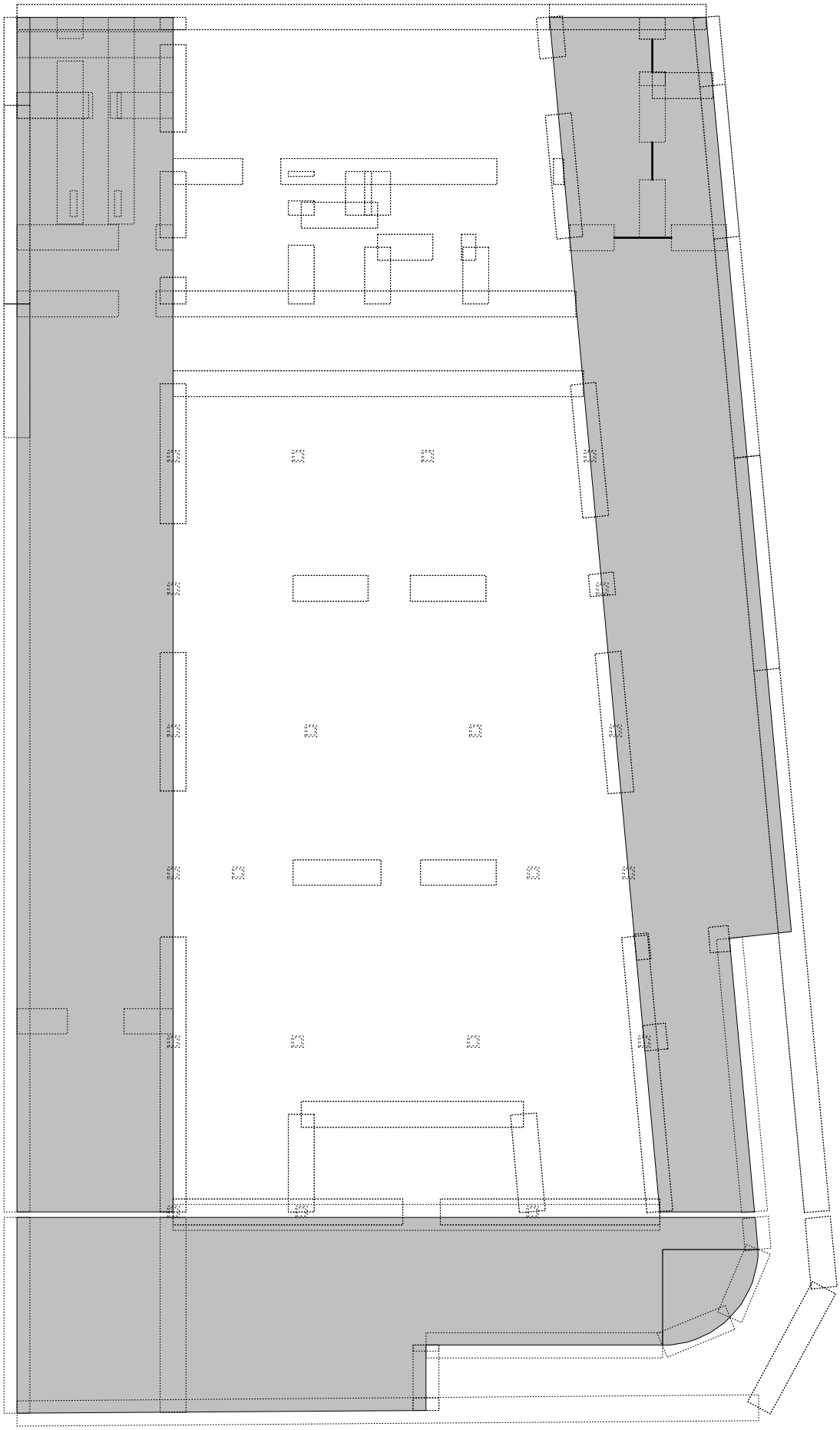

Merodajna obtežba: Kompletna shema
EC2 (EN 1992-1-1:2004), C 25, S500H

Nivo: Plošča povozne površine [-0.35 m]
Armatura v gredah: max Aa,st= 0.00 cm²

Dimenzioniranje (beton)

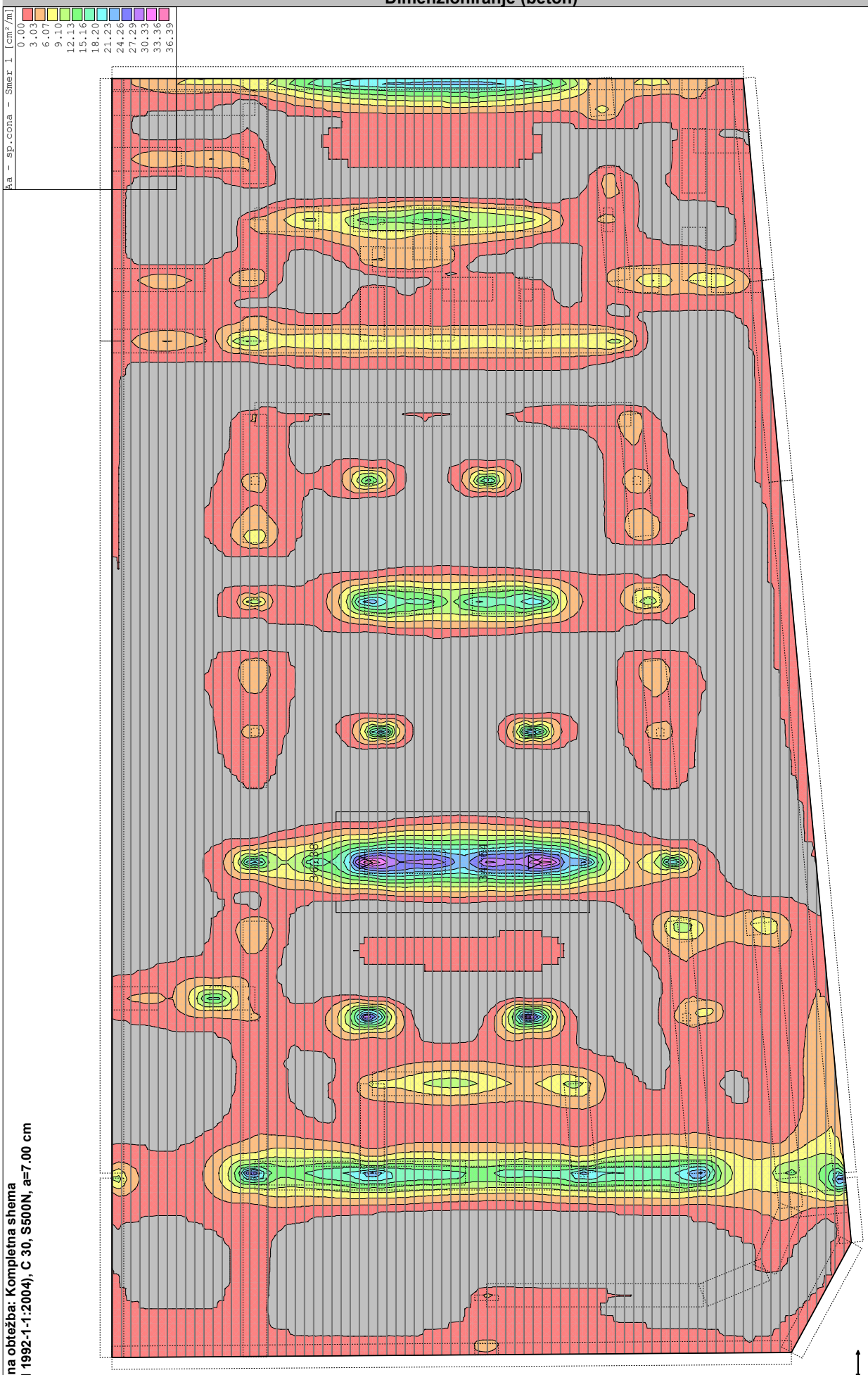

Merodajna obtežba: Kompletna shema
EC2 (EN 1992-1-1:2004), C 30, S500N, a=7.00 cm

Nivo: tp [-4.65 m]
Aa - sp.cona - Smer 1 - max Aa1,s= 36.38 cm²/m

Dimenzioniranje (beton)

Merodajna obtežba: Kompletna shema
EC2 (EN 1992-1-1:2004), C 30, S500N, a=7.00 cm

Nivo: tp [-4.65 m]
Aa - sp.cona - Smer 2 - max Aa2,s= 33.79 cm²/m

Dimenzioniranje (beton)

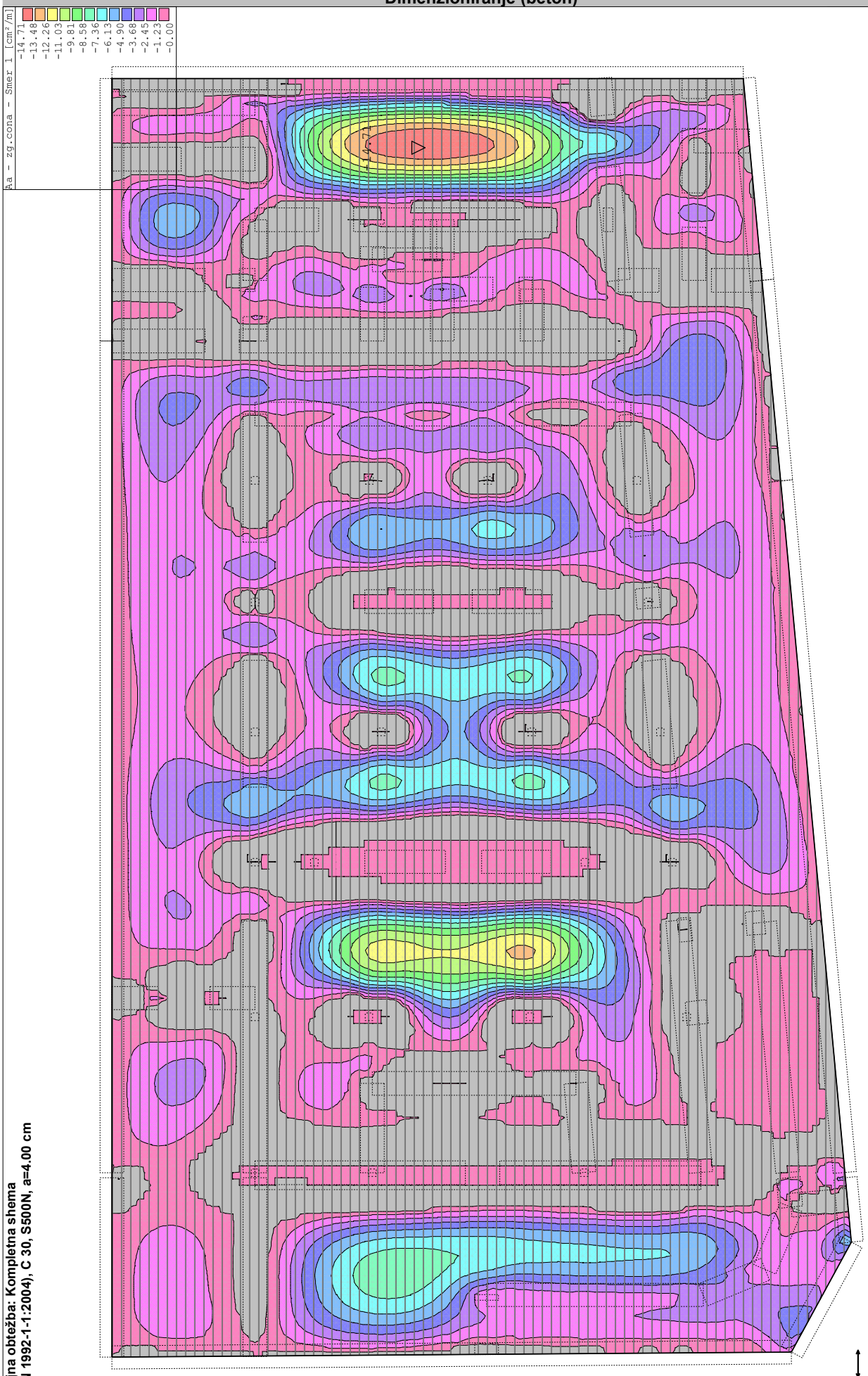

Merodajna obtežba: Kompletna shema
EC2 (EN 1992-1-1:2004), C 30, S500N, a=4.00 cm

Nivo: tp [-4.65 m]
Aa - zg.cona - Smer 1 - max Aa1,z= -14.71 cm²/m

Dimenzioniranje (beton)

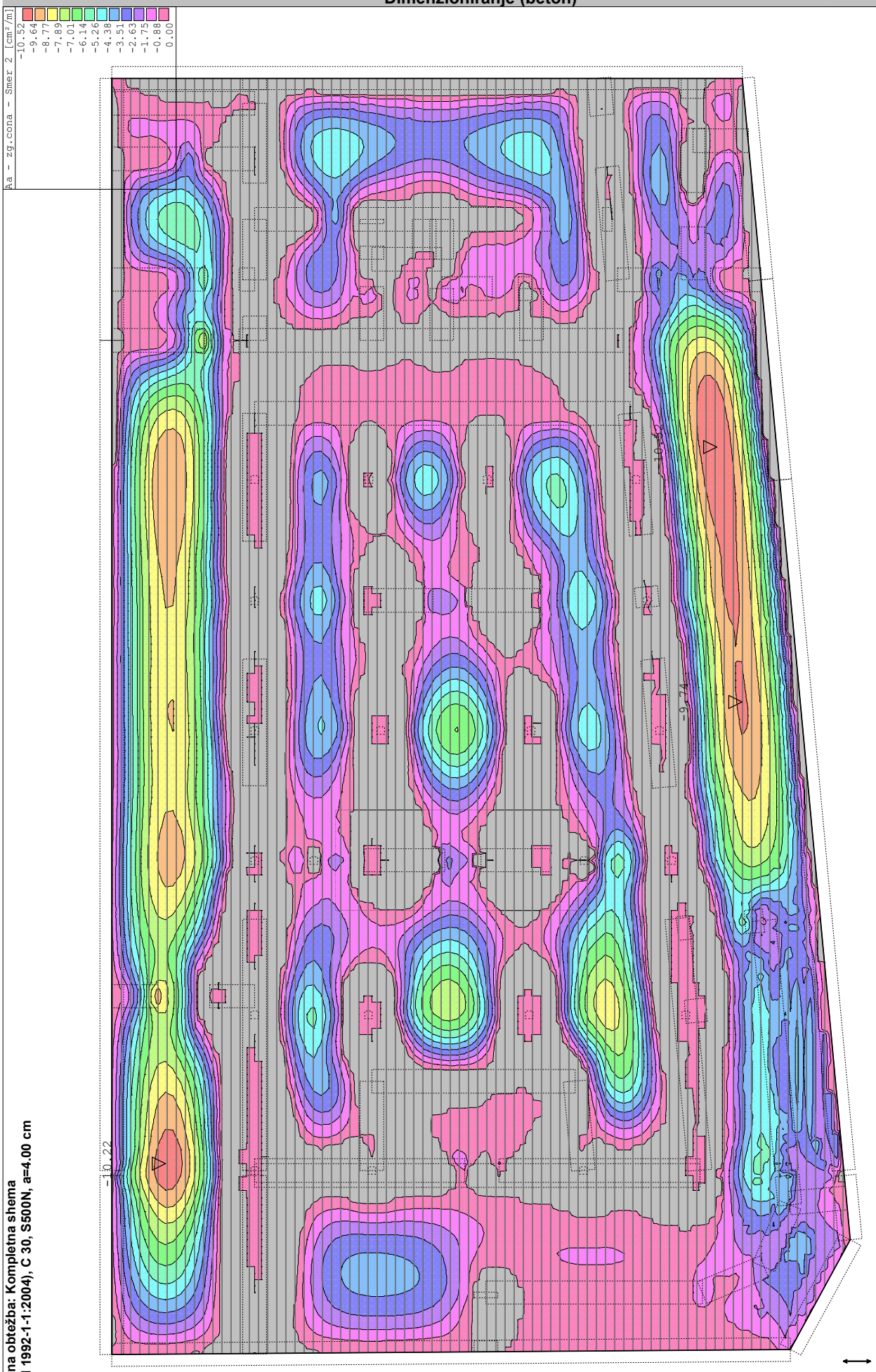

Merodajna obtežba: Kompletna shema
EC2 (EN 1992-1-1:2004), C 30, S500N, a=4.00 cm

Nivo: tp [-4.65 m]
Aa - zg.cona - Smer 2 - max Aa2,z= -10.52 cm²/m

Dimenzioniranje (beton)



Merodajna obtežba: Kompletna shema
EC2 (EN 1992-1-1:2004), C 25, S500N, a=4.00 cm

Okvir: H_2
Aa - sp.cona - Smer 1 - max Aa1,s= 10.50 cm²/m

Dimenzioniranje (beton)

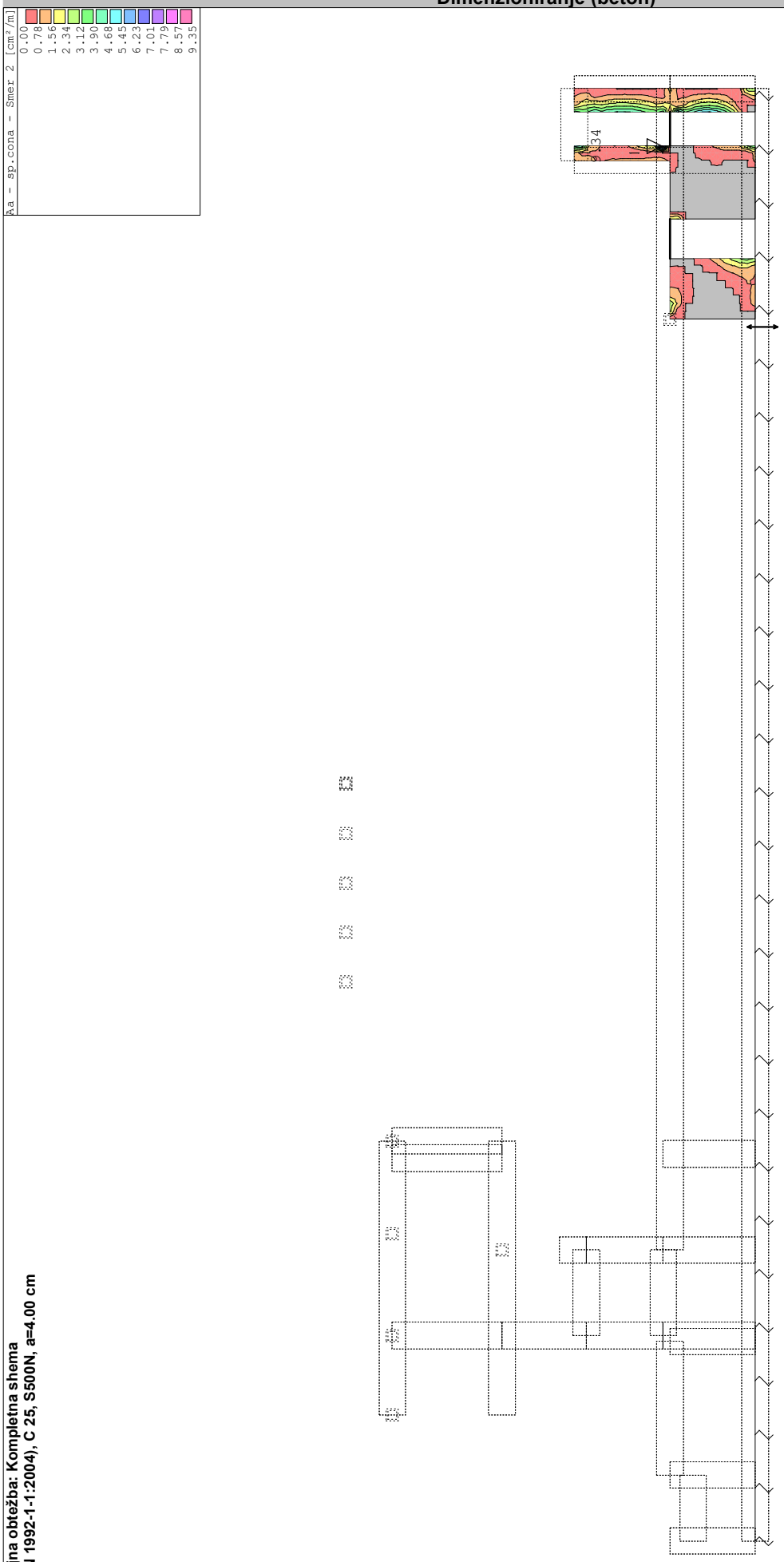

Merodajna obtežba: Kompletna shema
EC2 (EN 1992-1-1:2004), C 25, S500N, a=4.00 cm

Okvir: H_2
Aa - sp.cona - Smer 2 - max Aa2,s= 9.34 cm²/m

Dimenzioniranje (beton)

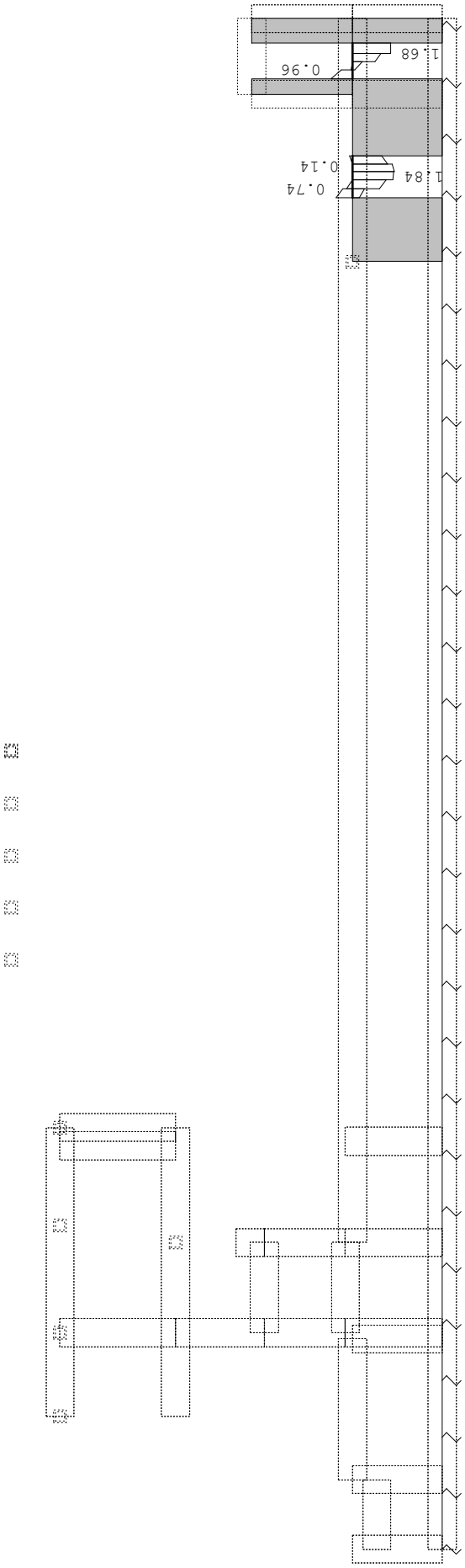

Merodajna obtežba: Kompletna shema
EC2 (EN 1992-1-1:2004), C 25, S500H

Okvir: H_2
Armatura v gredah: max Aa2/Aa1= 0.96 / 1.84 cm²

Dimenzioniranje (beton)

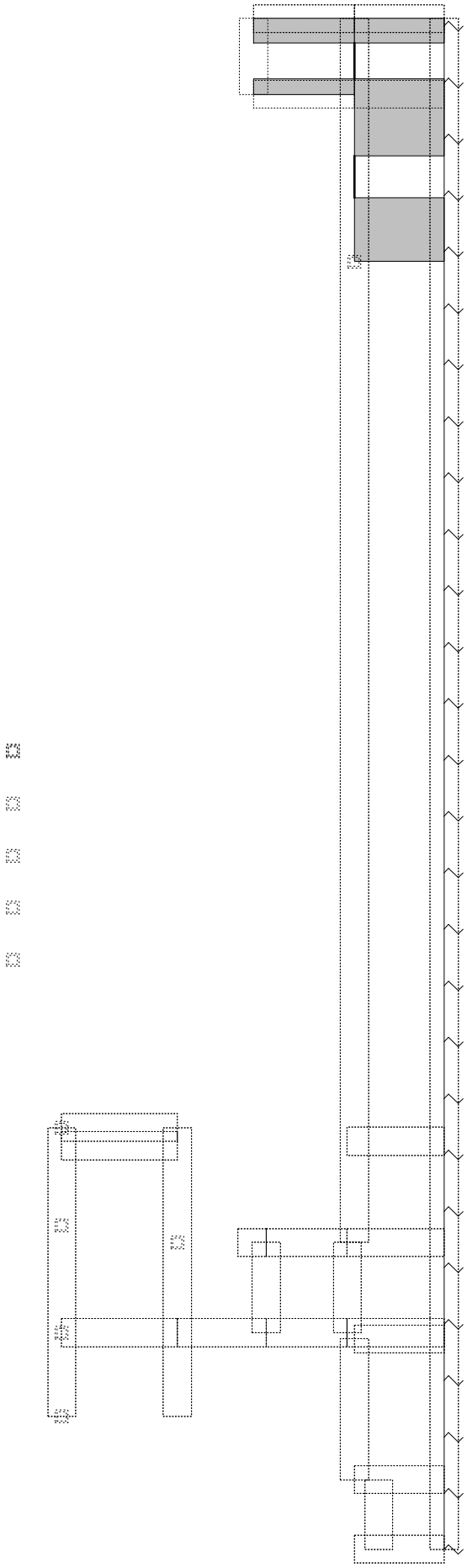

Merodajna obtežba: Kompletna shema
EC2 (EN 1992-1-1:2004), C 25, S500H

Okvir: H_2
Armatura v gredah: max Aa3/Aa4= 0.00 cm²

Dimenzioniranje (beton)

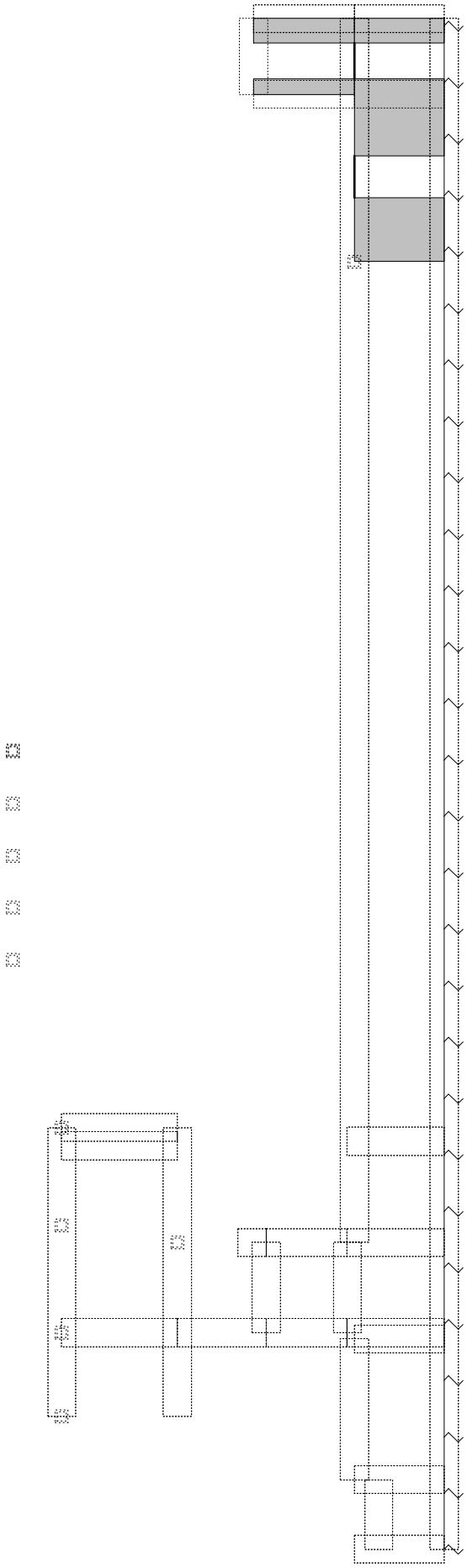

Merodajna obtežba: Kompletna shema
EC2 (EN 1992-1-1:2004), C 25, S500H

Okvir: H_2
Armatura v gredah: max Aa,st= 0.00 cm²

Dimenzioniranje (beton)

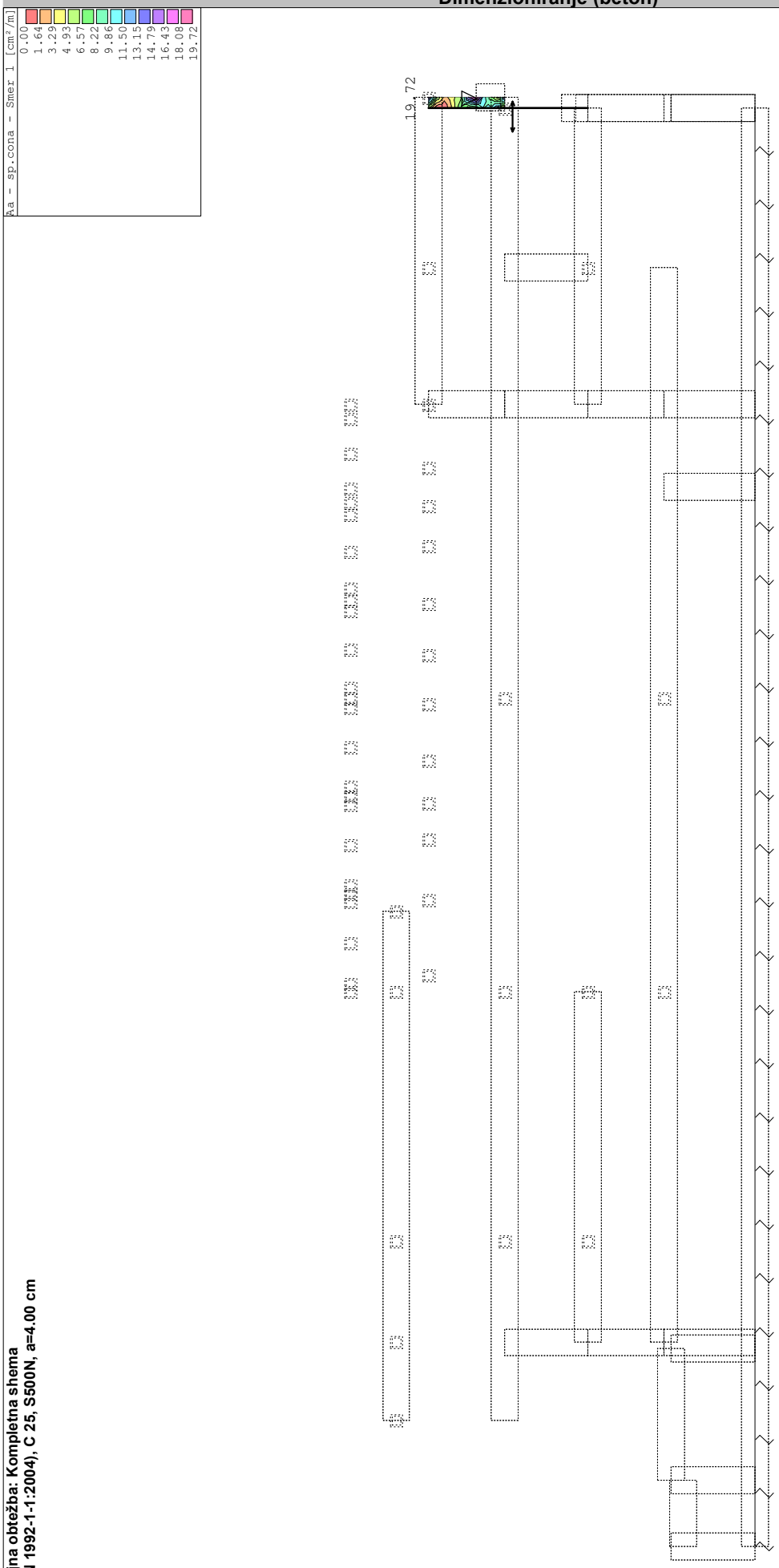

Merodajna obtežba: Kompletna shema
EC2 (EN 1992-1-1:2004), C 25, S500N, a=4.00 cm

Okvir: H_3
Aa - sp.cona - Smer 1 - max Aa1,s= 19.72 cm²/m

Dimenzioniranje (beton)

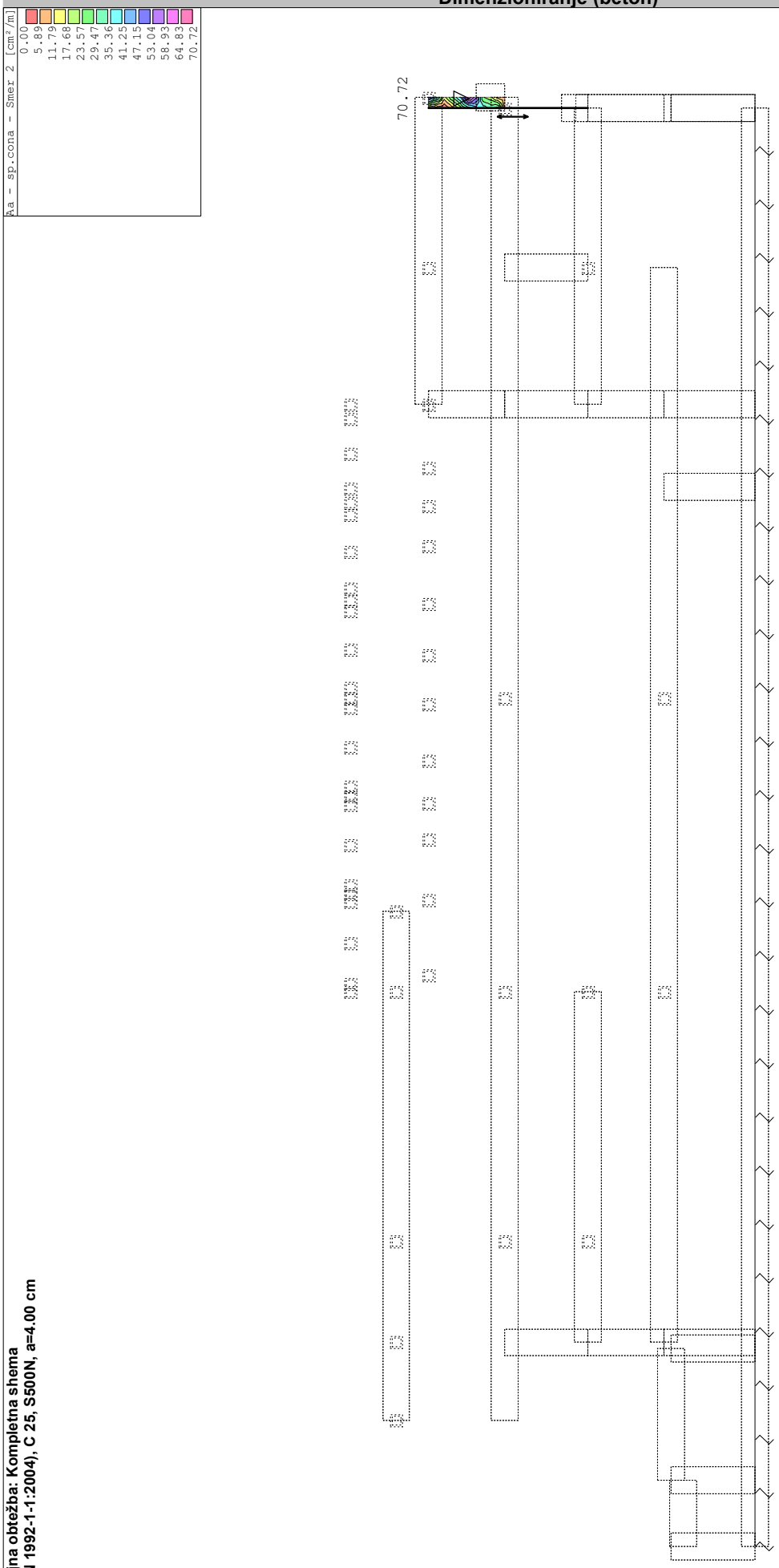

Merodajna obtežba: Kompletna shema
EC2 (EN 1992-1-1:2004), C 25, S500N, a=4.00 cm

Okvir: H_3
Aa - sp.cona - Smer 2 - max Aa2,s= 70.72 cm²/m

Dimenzioniranje (beton)

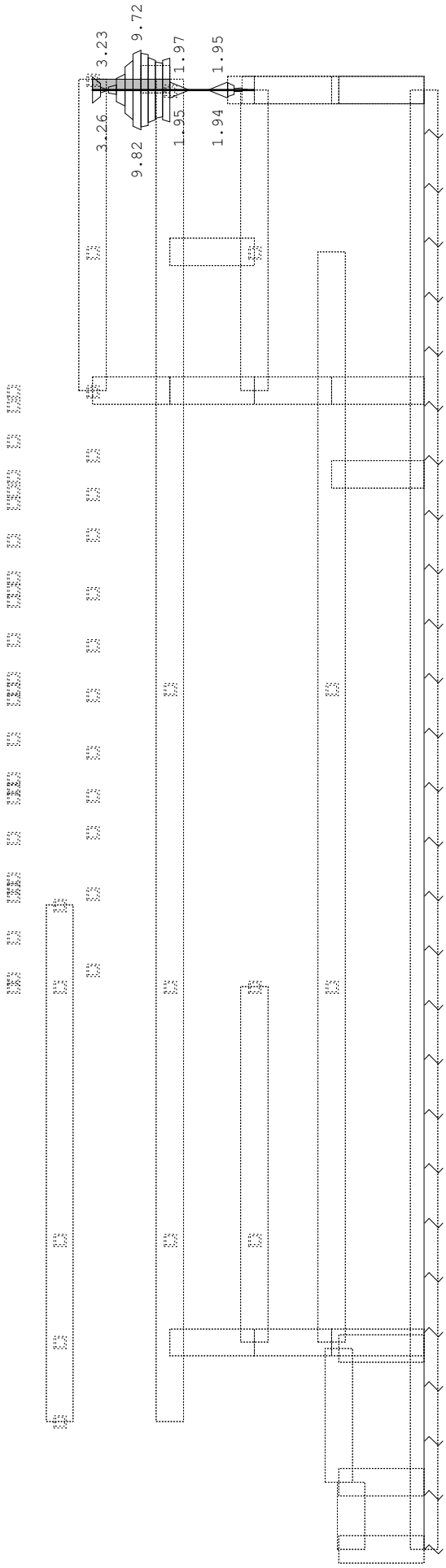

Merodajna obtežba: Kompletna shema
EC2 (EN 1992-1-1:2004), C 25, S500H

Okvir: H_3
Armatura v gredah: max Aa2/Aa1= 9.72 / 9.82 cm²

Dimenzioniranje (beton)

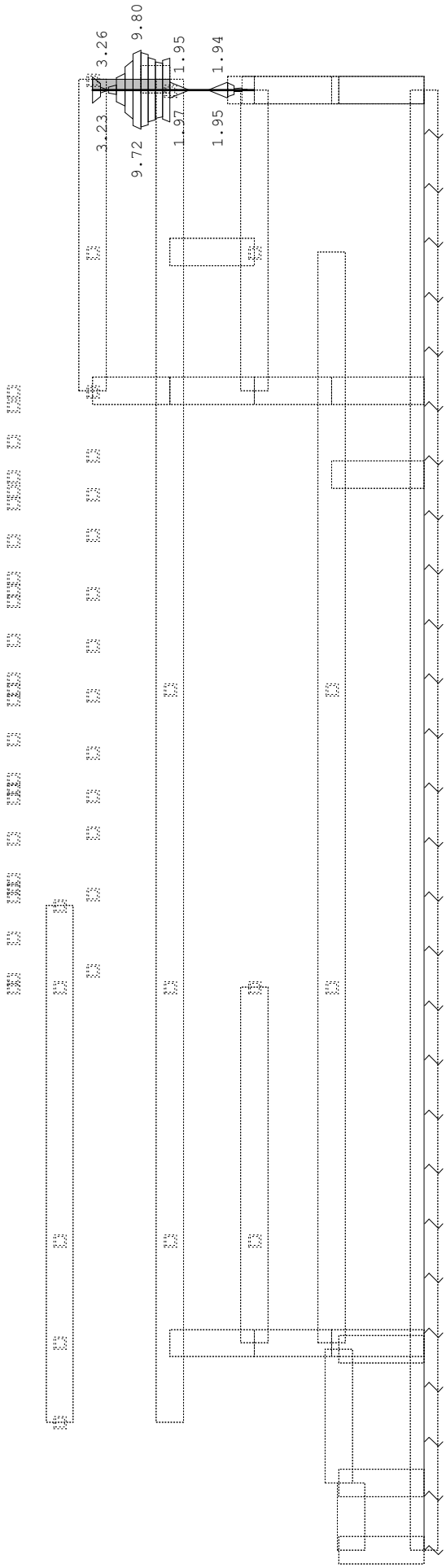

Merodajna obtežba: Kompletna shema
EC2 (EN 1992-1-1:2004), C 25, S500H

Okvir: H_3
Armatura v gredah: max Aa3/Aa4= 9.80 / 9.72 cm²

Dimenzioniranje (beton)

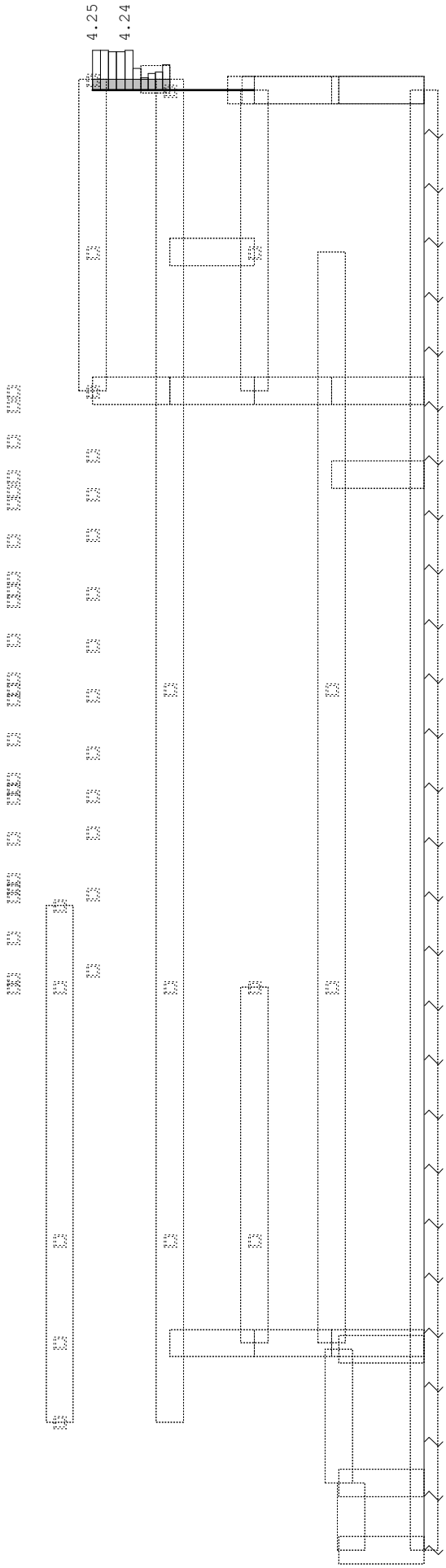

Merodajna obtežba: Kompletna shema
EC2 (EN 1992-1-1:2004), C 25, S500H

Okvir: H_3
Armatura v gredah: max Aa,st= 4.25 cm²

Dimenzioniranje (beton)

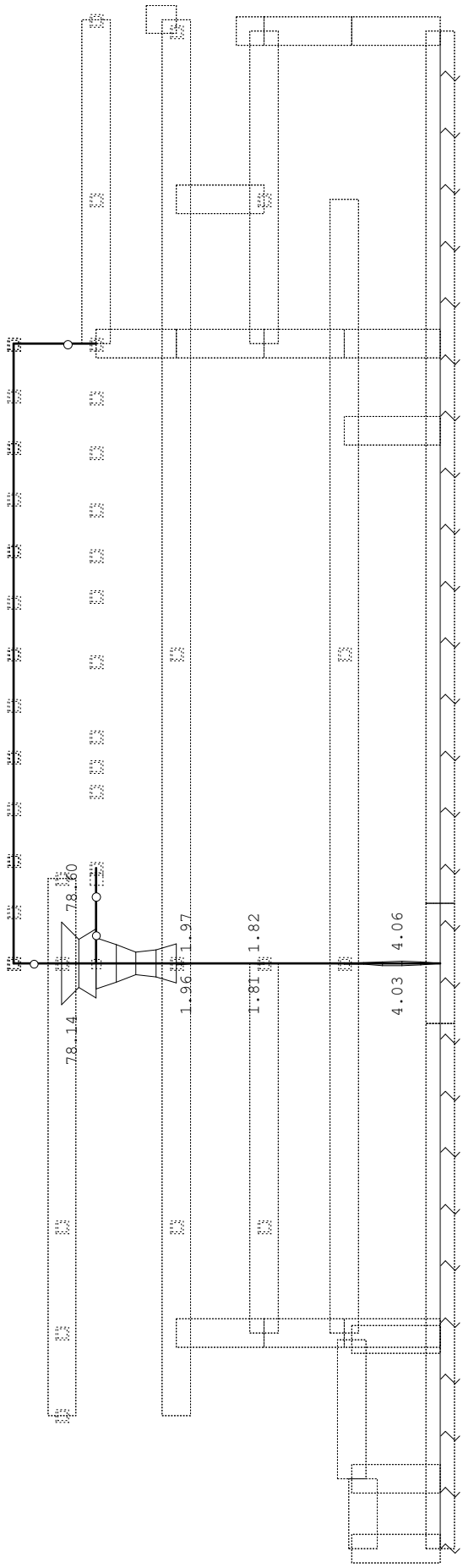

Merodajna obtežba: Kompletna shema
EC2 (EN 1992-1-1:2004), C 25, S500H

Okvir: H_4
Armatura v gredah: max Aa2/Aa1= 78.14 / 78.60 cm²

Dimenzioniranje (beton)

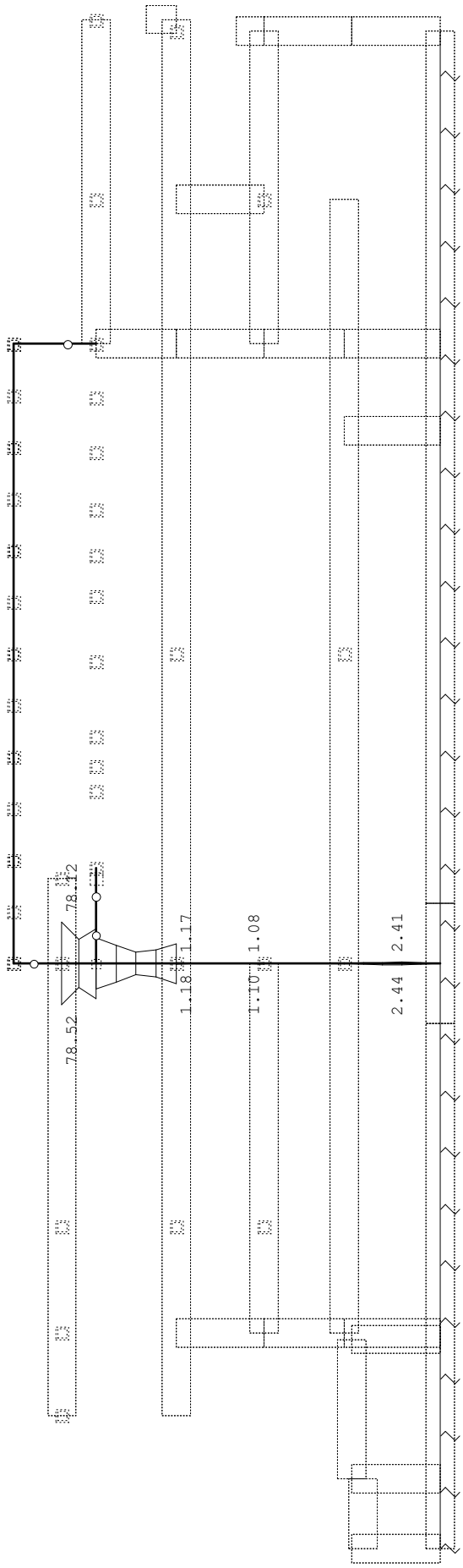

Merodajna obtežba: Kompletna shema
EC2 (EN 1992-1-1:2004), C 25, S500H

Okvir: H_4
Armatura v gredah: max Aa3/Aa4= 78.52 / 78.12 cm²

Dimenzioniranje (beton)

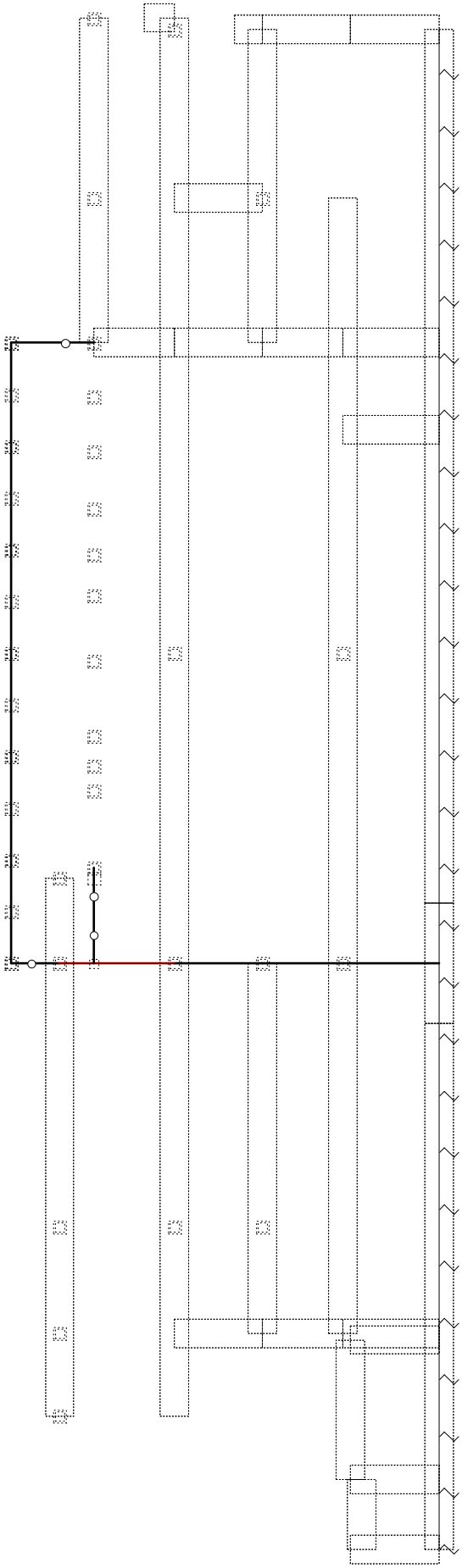

Merodajna obtežba: Kompletna shema
EC2 (EN 1992-1-1:2004), C 25, S500H

Okvir: H_4
Armatura v gredah: max Aa,st= 0.00 cm²

Dimenzioniranje (beton)

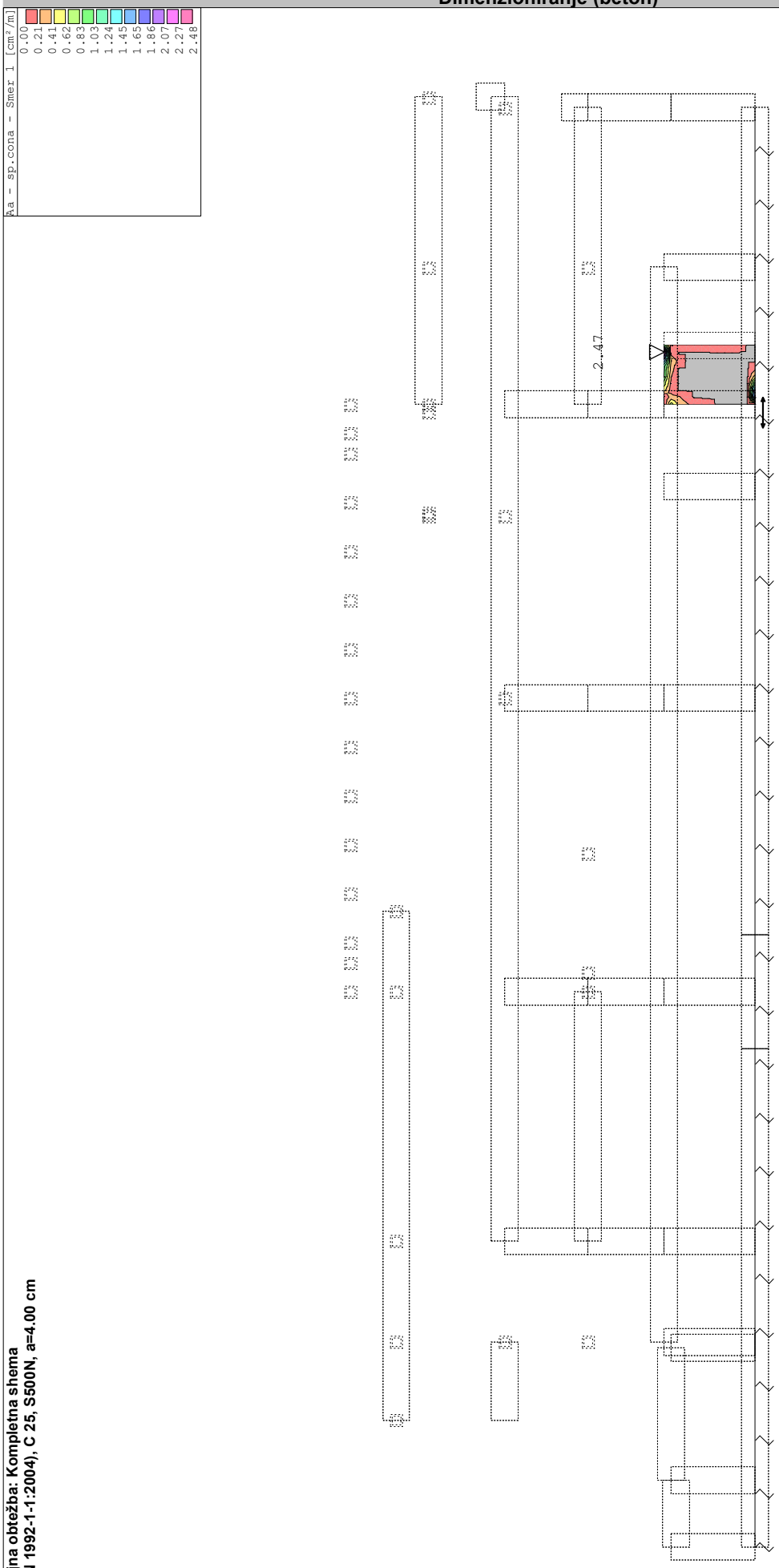

Merodajna obtežba: Kompletna shema
EC2 (EN 1992-1-1:2004), C 25, S500N, a=4.00 cm

Okvir: H_5
Aa - sp.cona - Smer 1 - max Aa1,s= 2.47 cm²/m

Dimenzioniranje (beton)

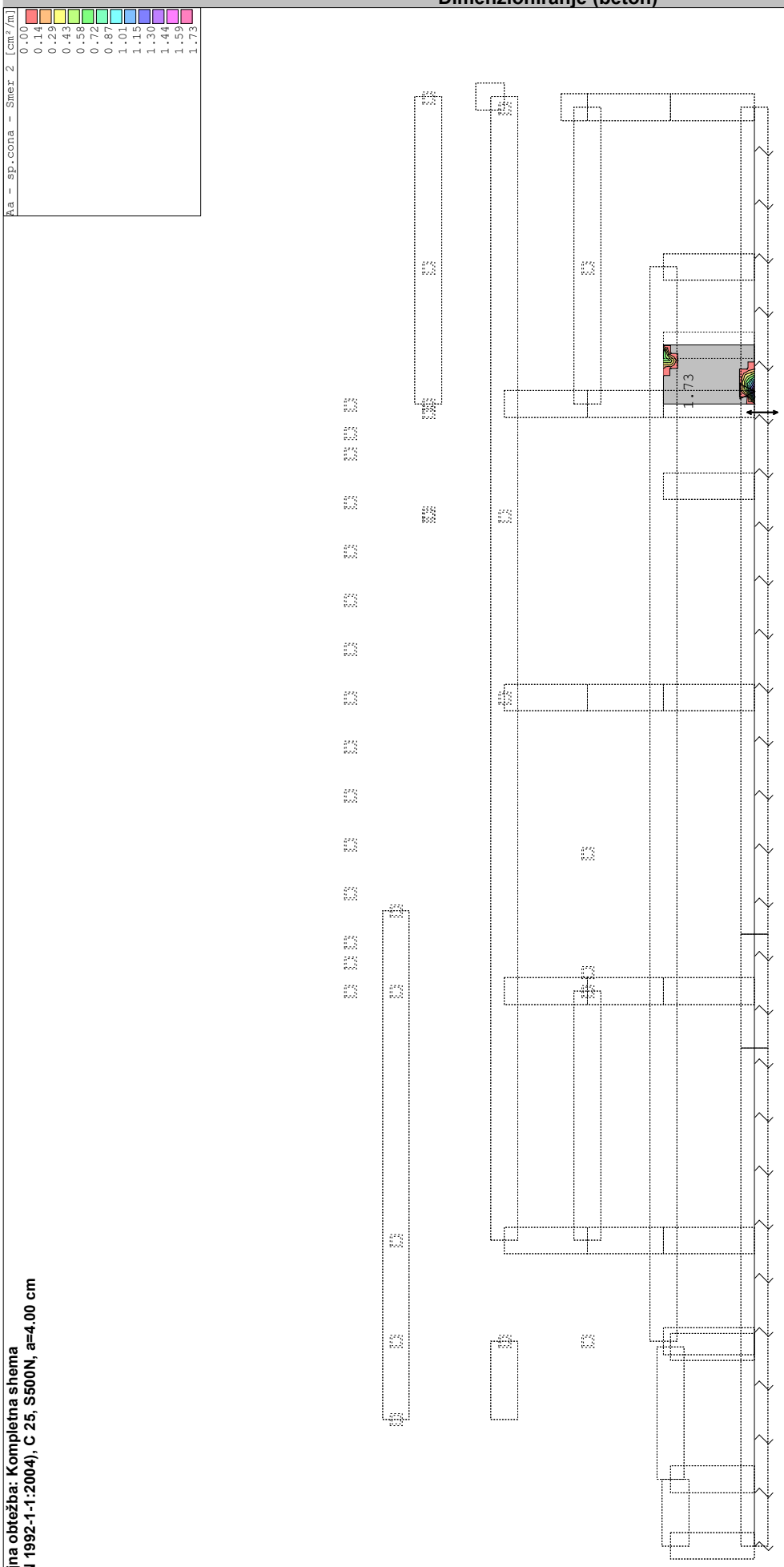

Merodajna obtežba: Kompletna shema
EC2 (EN 1992-1-1:2004), C 25, S500N, a=4.00 cm

Okvir: H_5
Aa - sp.cona - Smer 2 - max Aa2,s= 1.73 cm²/m

Dimenzioniranje (beton)

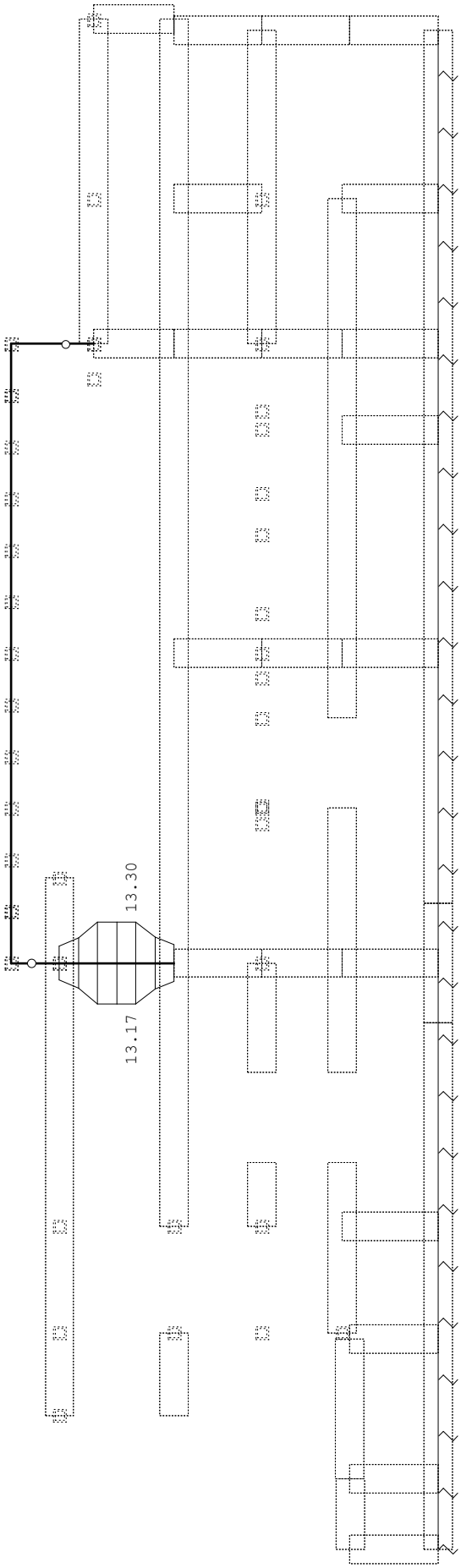

Merodajna obtežba: Kompletna shema
EC2 (EN 1992-1-1:2004), C 25, S500H

Okvir: H_6
Armatura v gredah: max Aa2/Aa1= 13.17 / 13.30 cm²

Dimenzioniranje (beton)

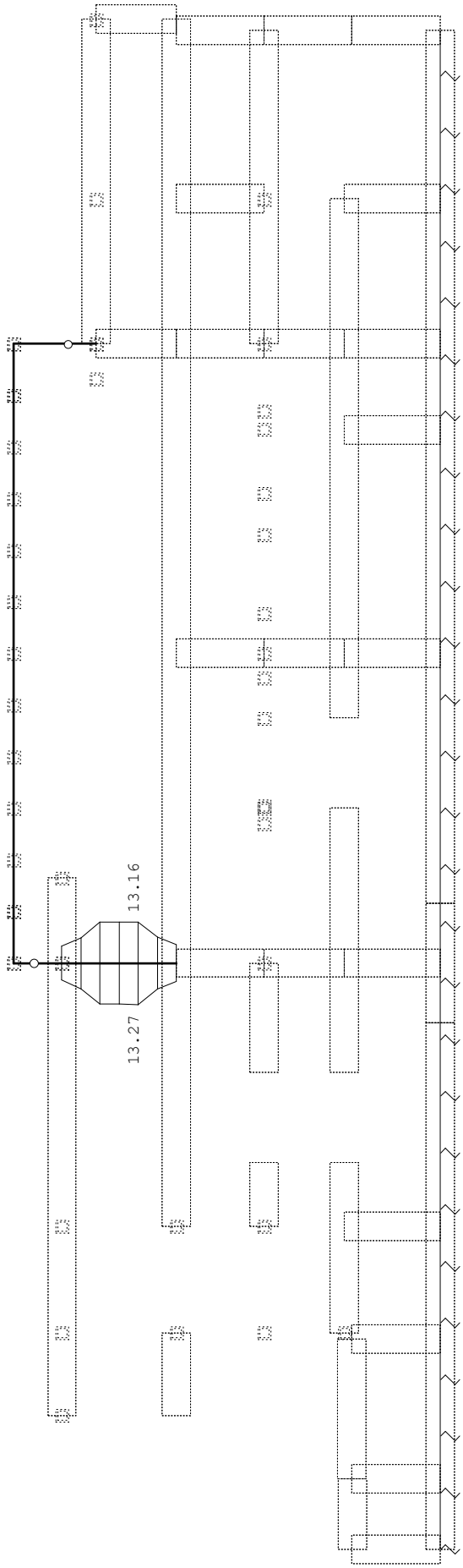

Merodajna obtežba: Kompletna shema
EC2 (EN 1992-1-1:2004), C 25, S500H

Okvir: H_6
Armatura v gredah: max Aa3/Aa4= 13.27 / 13.16 cm²

Dimenzioniranje (beton)

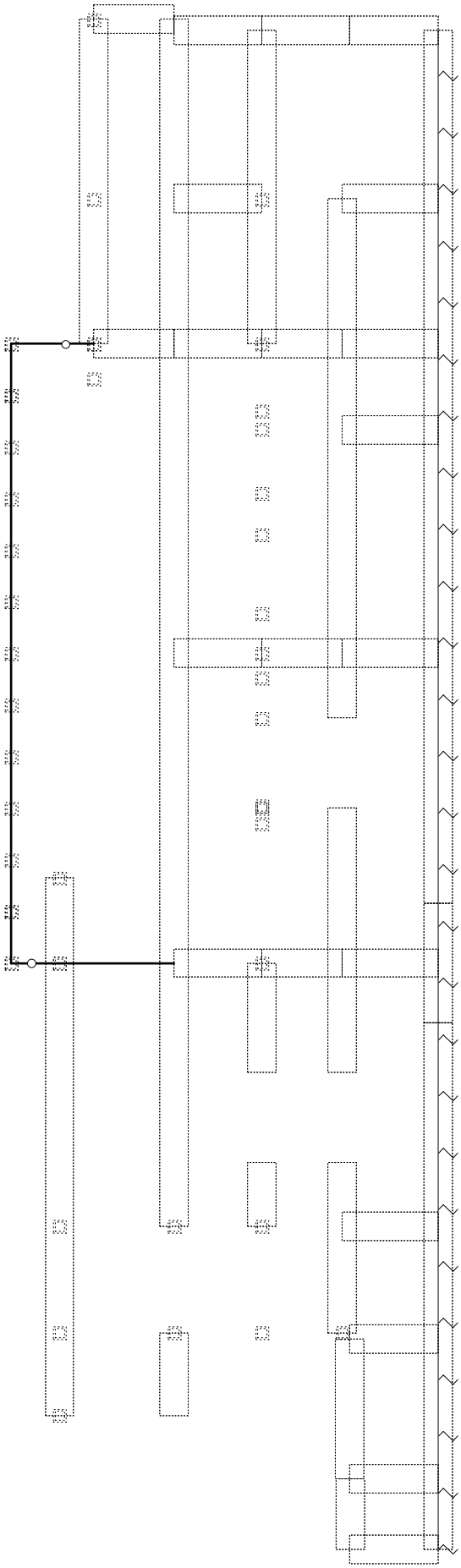

Merodajna obtežba: Kompletna shema
EC2 (EN 1992-1-1:2004), C 25, S500H

Okvir: H_6
Armatura v gredah: max Aa,st= 0.00 cm²

Dimenzioniranje (beton)

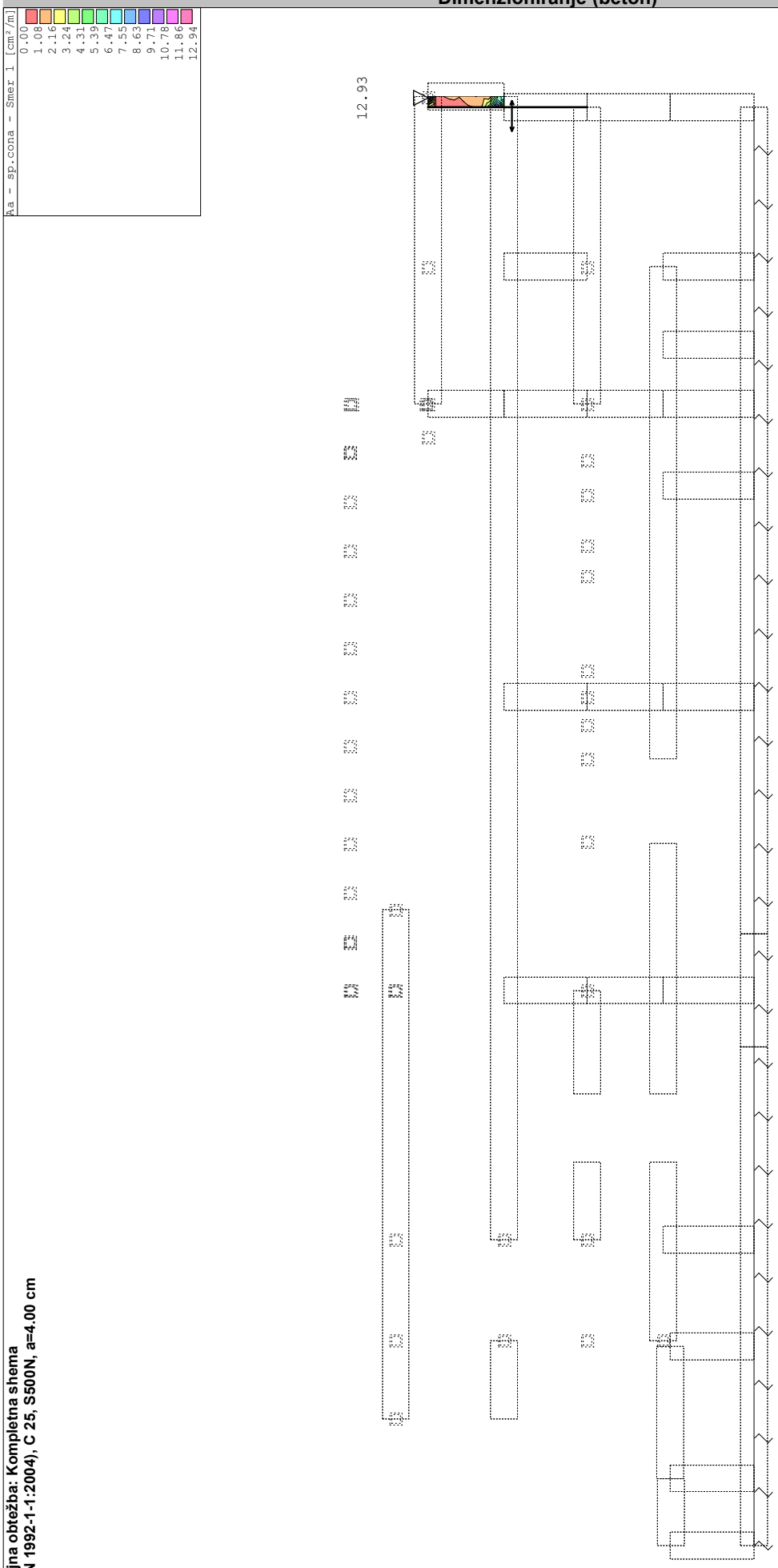

Merodajna obtežba: Kompletna shema
EC2 (EN 1992-1-1:2004), C 25, S500N, a=4.00 cm

Okvir: H_7
Aa - sp.cona - Smer 1 - max Aa1,s= 12.93 cm²/m

Dimenzioniranje (beton)

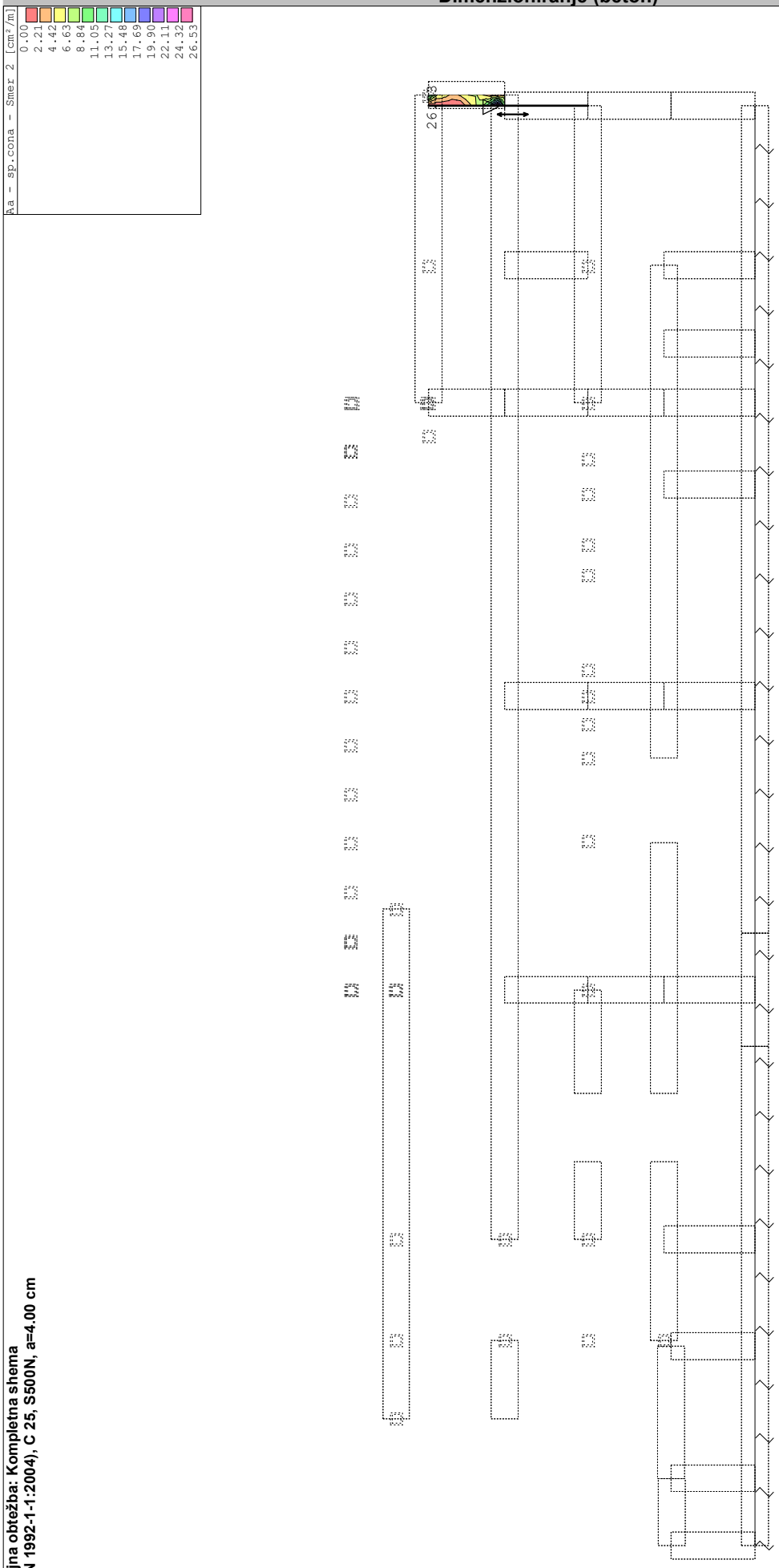

Merodajna obtežba: Kompletna shema
EC2 (EN 1992-1-1:2004), C 25, S500N, a=4.00 cm

Okvir: H_7
Aa - sp.cona - Smer 2 - max Aa2,s= 26.53 cm²/m

Dimenzioniranje (beton)

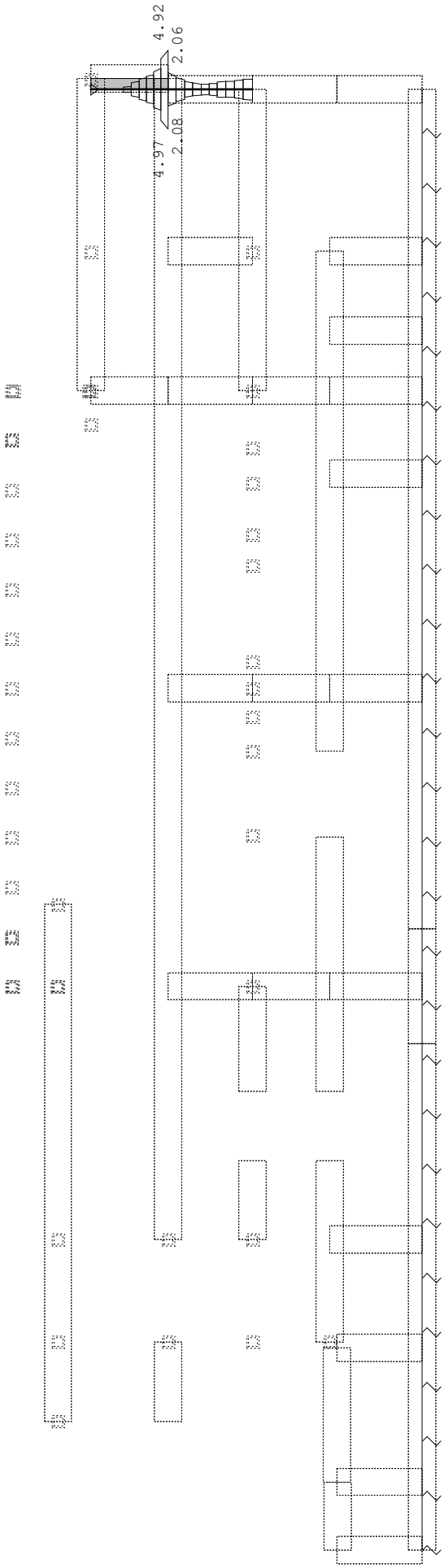

Merodajna obtežba: Kompletna shema
EC2 (EN 1992-1-1:2004), C 25, S500H

Okvir: H_7
Armatura v gredah: max Aa2/Aa1= 4.92 / 4.97 cm²

Dimenzioniranje (beton)

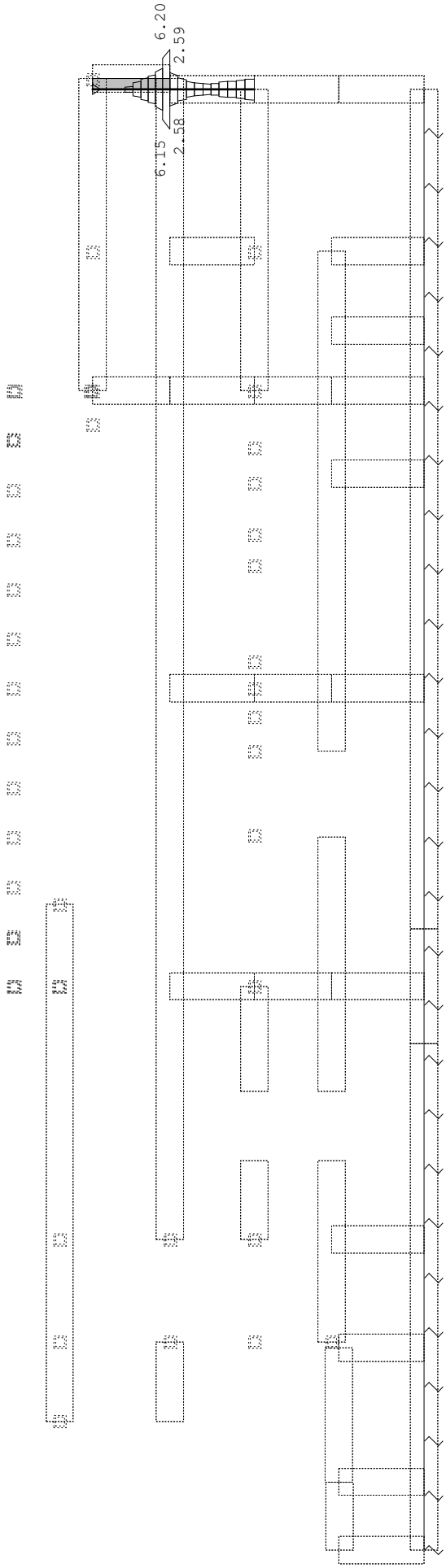

Merodajna obtežba: Kompletna shema
EC2 (EN 1992-1-1:2004), C 25, S500H

Okvir: H_7
Armatura v gredah: max Aa3/Aa4= 6.20 / 6.15 cm²

Dimenzioniranje (beton)

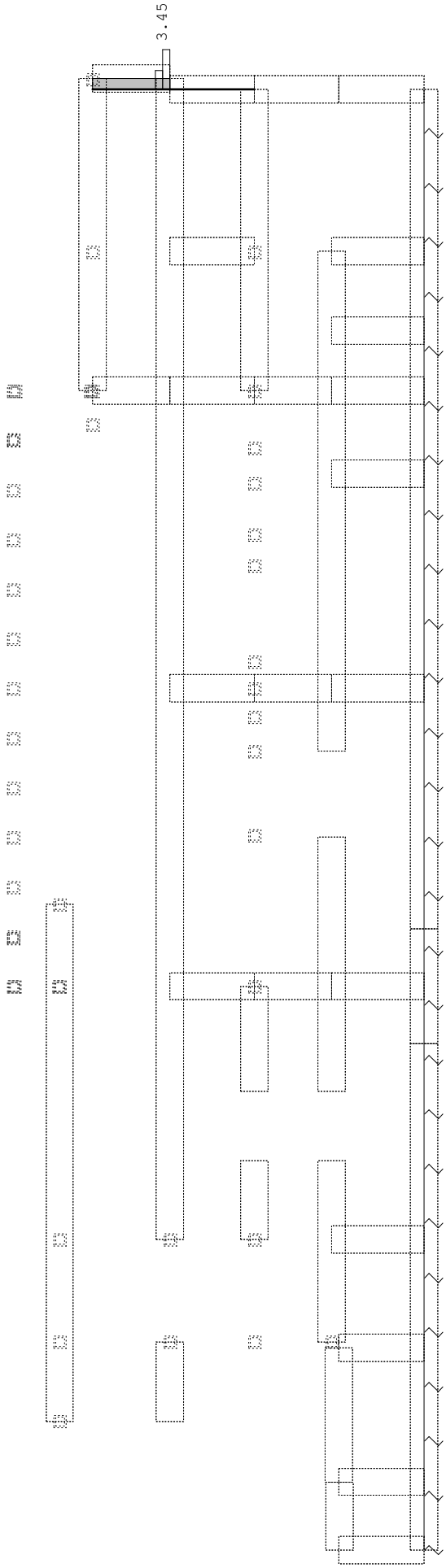

Merodajna obtežba: Kompletna shema
EC2 (EN 1992-1-1:2004), C 25, S500H

Okvir: H_7
Armatura v gredah: max Aa,st= 3.45 cm²

Dimenzioniranje (beton)

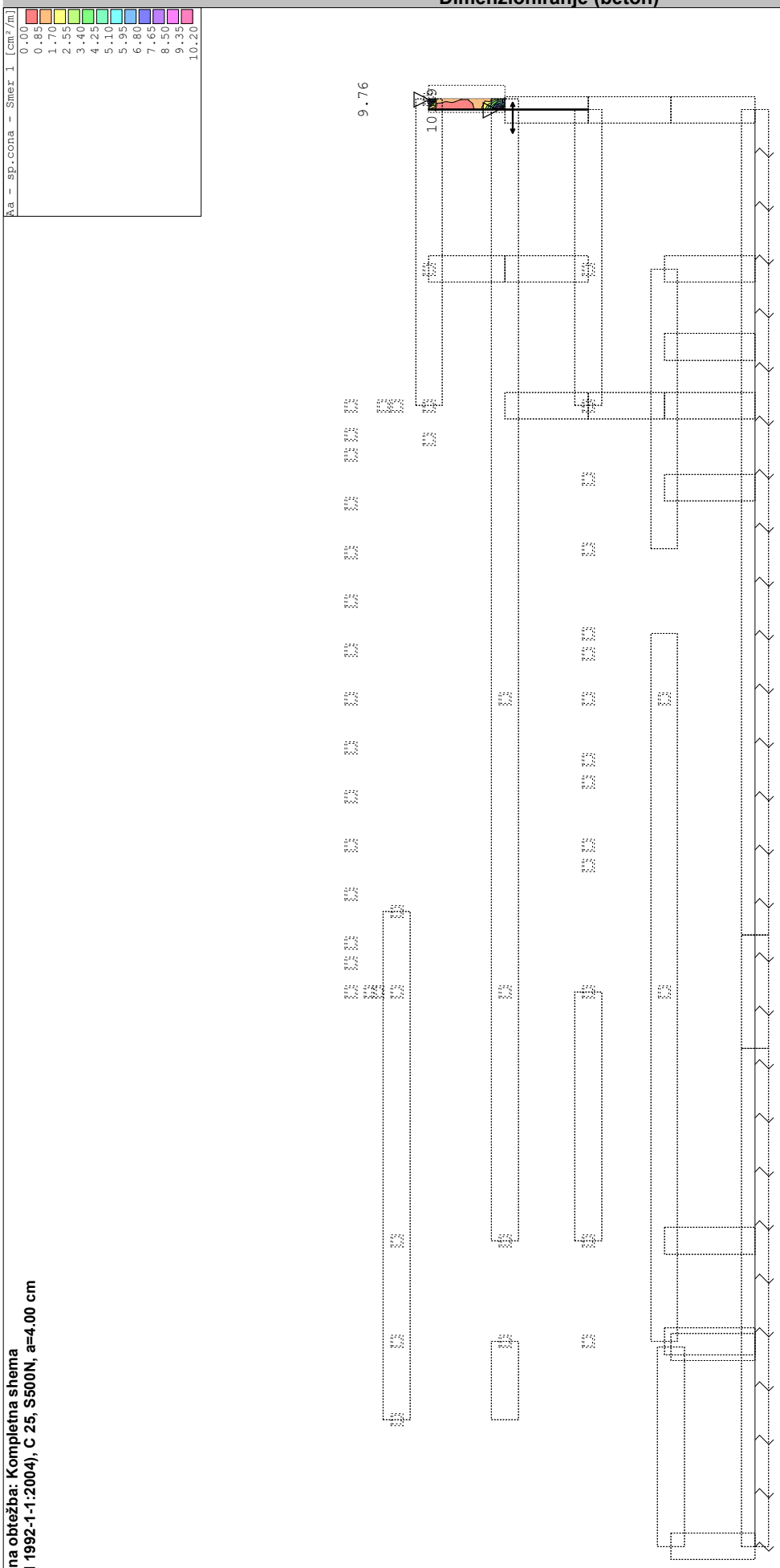

Merodajna obtežba: Kompletna shema
EC2 (EN 1992-1-1:2004), C 25, S500N, a=4.00 cm

Okvir: H_8
Aa - sp.cona - Smer 1 - max Aa1,s= 10.19 cm²/m

Dimenzioniranje (beton)

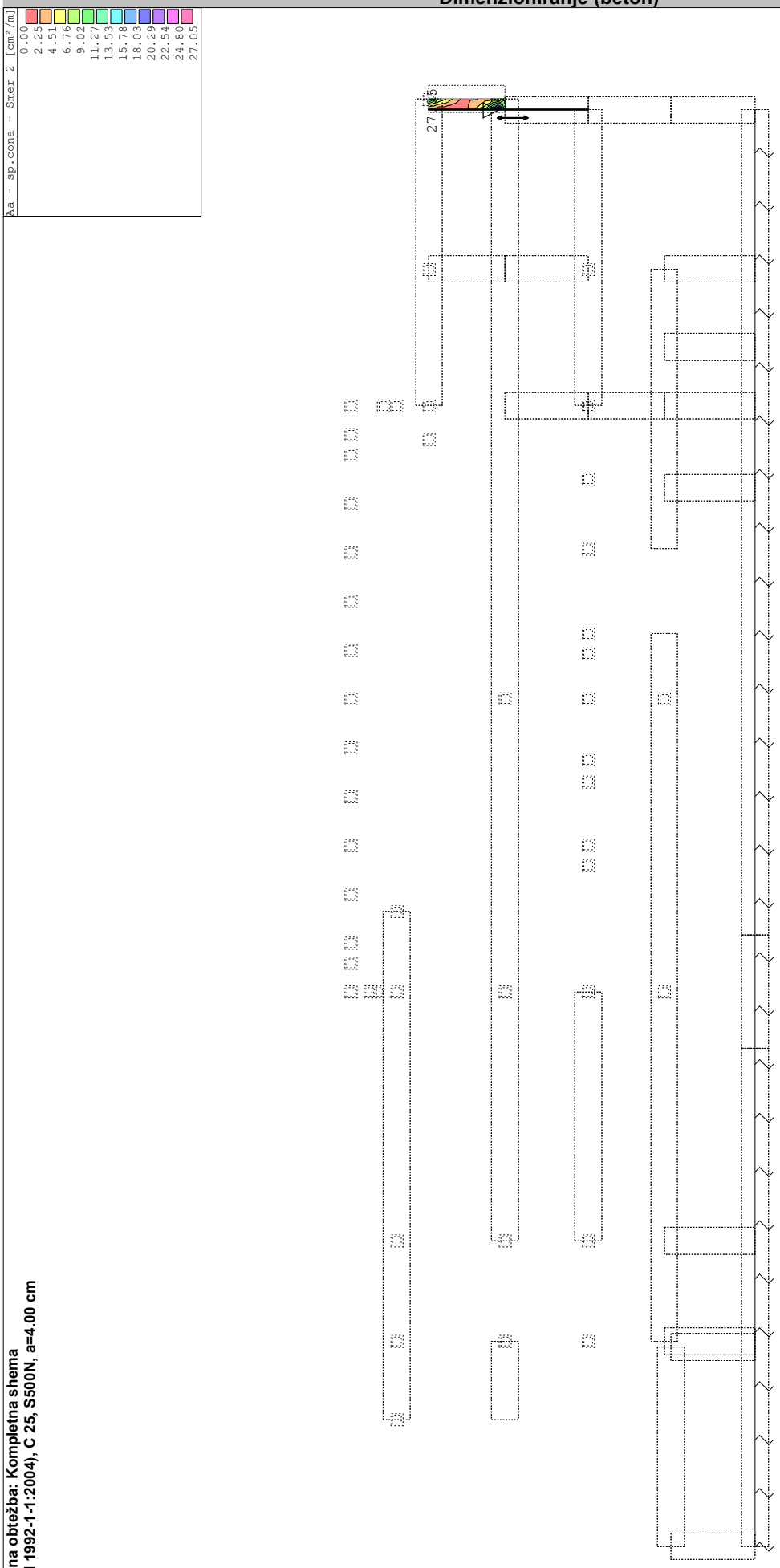

Merodajna obtežba: Kompletna shema
EC2 (EN 1992-1-1:2004), C 25, S500N, a=4.00 cm

Okvir: H_8
Aa - sp.cona - Smer 2 - max Aa2,s= 27.05 cm²/m

Dimenzioniranje (beton)

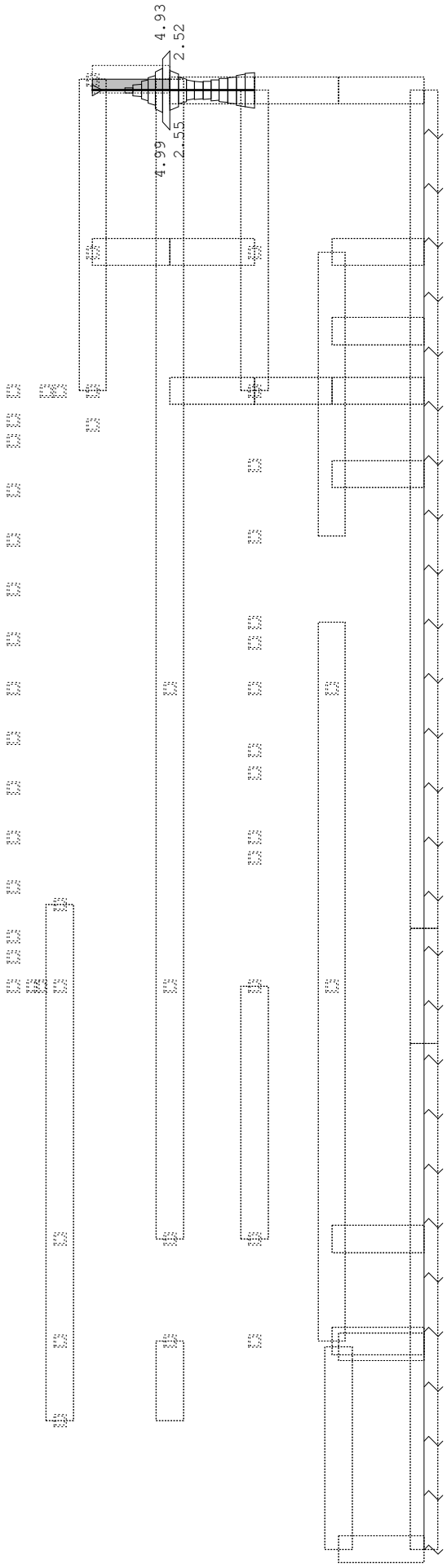

Merodajna obtežba: Kompletna shema
EC2 (EN 1992-1-1:2004), C 25, S500H

Okvir: H_8
Armatura v gredah: max Aa2/Aa1= 4.93 / 4.99 cm²

Dimenzioniranje (beton)

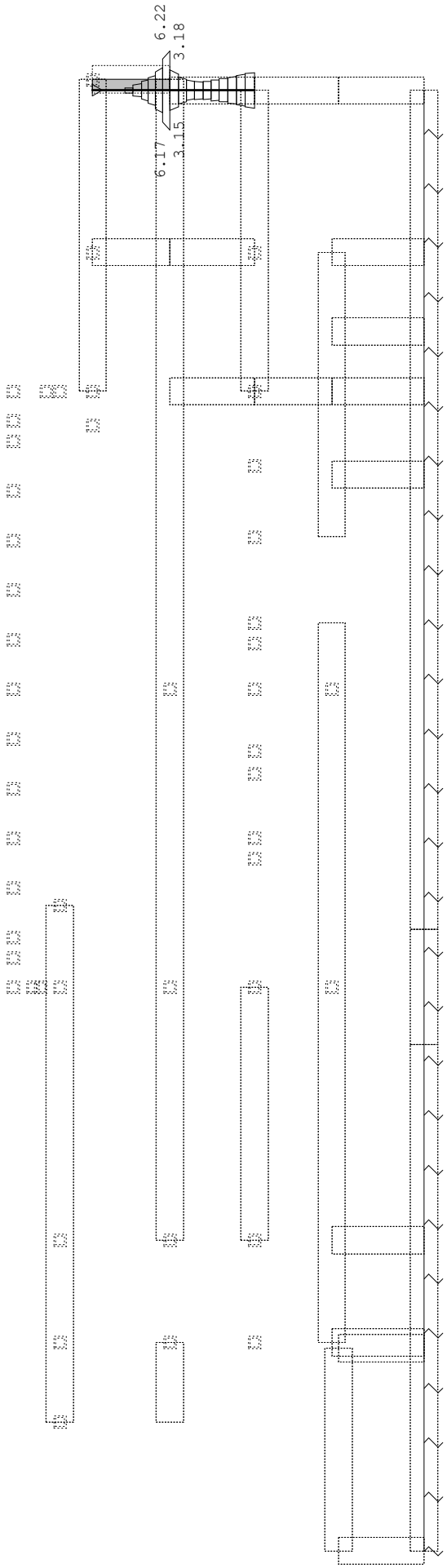

Merodajna obtežba: Kompletna shema
EC2 (EN 1992-1-1:2004), C 25, S500H

Okvir: H_8
Armatura v gredah: max Aa3/Aa4= 6.22 / 6.17 cm²

Dimenzioniranje (beton)

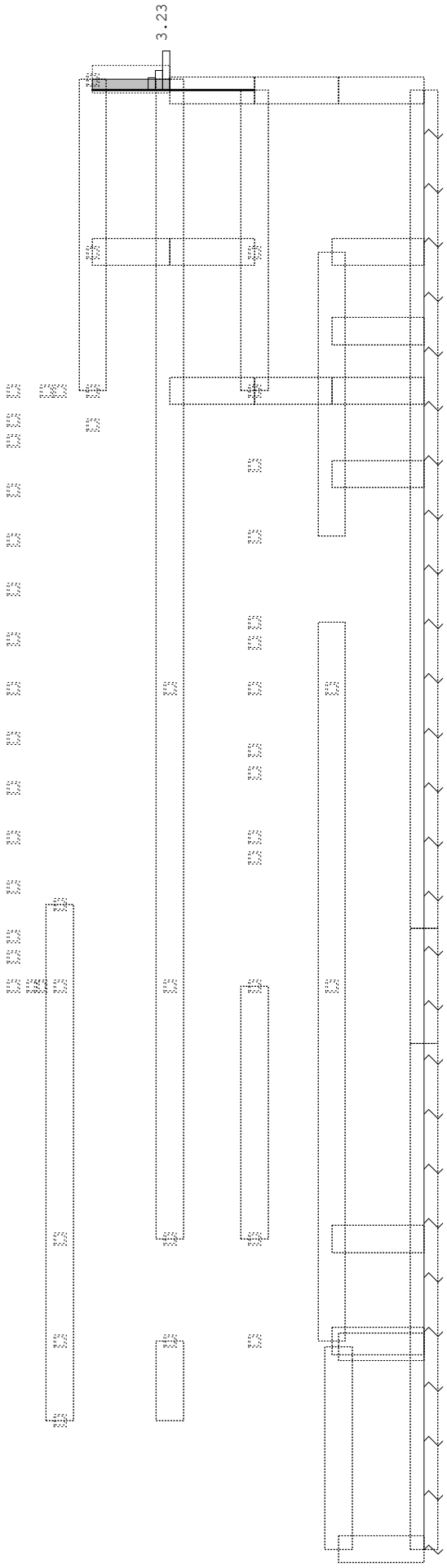

Merodajna obtežba: Kompletna shema
EC2 (EN 1992-1-1:2004), C 25, S500H

Okvir: H_8
Armatura v gredah: max Aa,st= 3.23 cm²

Dimenzioniranje (beton)

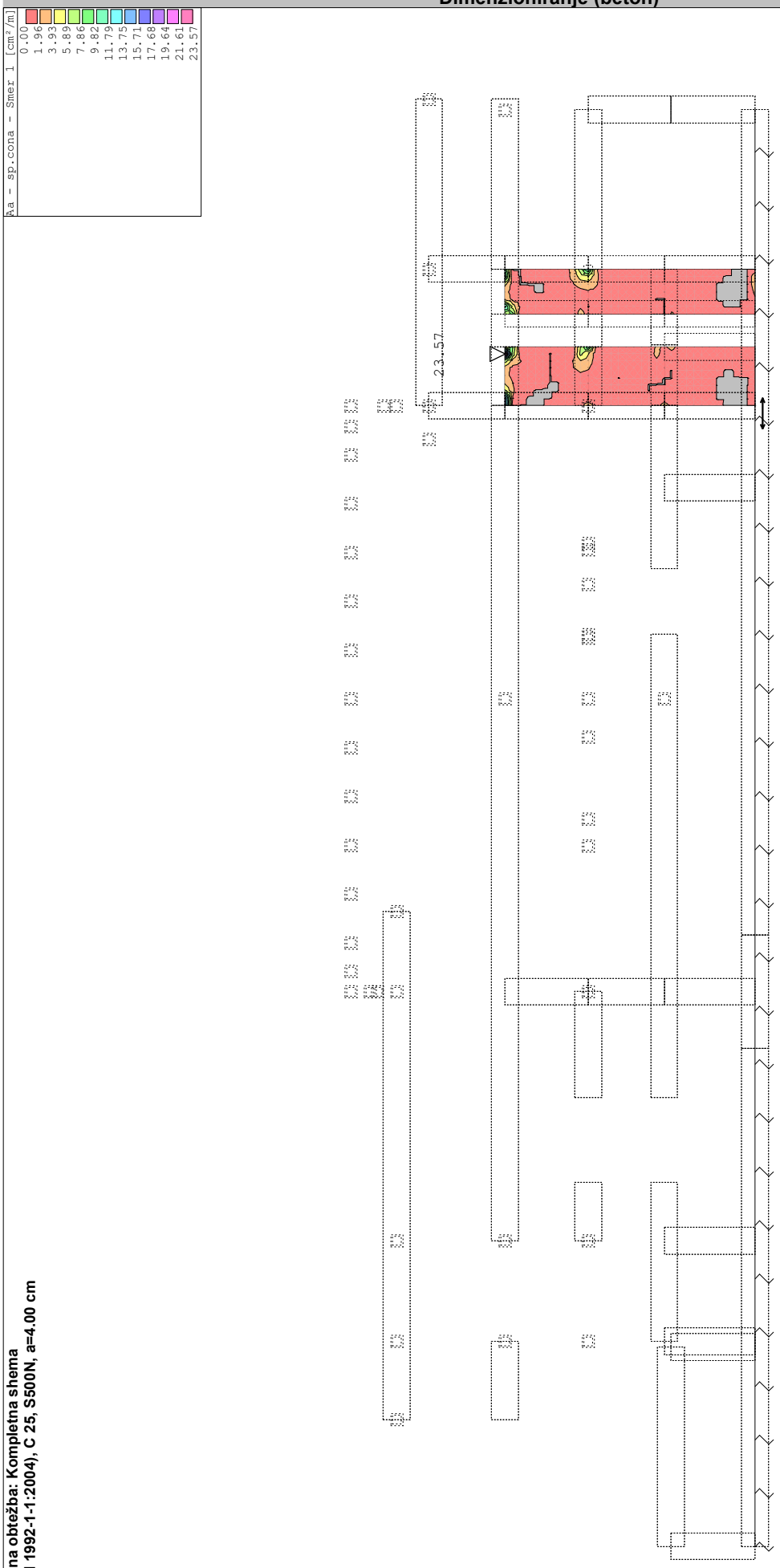

Merodajna obtežba: Kompletna shema
EC2 (EN 1992-1-1:2004), C 25, S500N, a=4.00 cm

Okvir: H_9
Aa - sp.cona - Smer 1 - max Aa1,s= 23.57 cm²/m

Dimenzioniranje (beton)

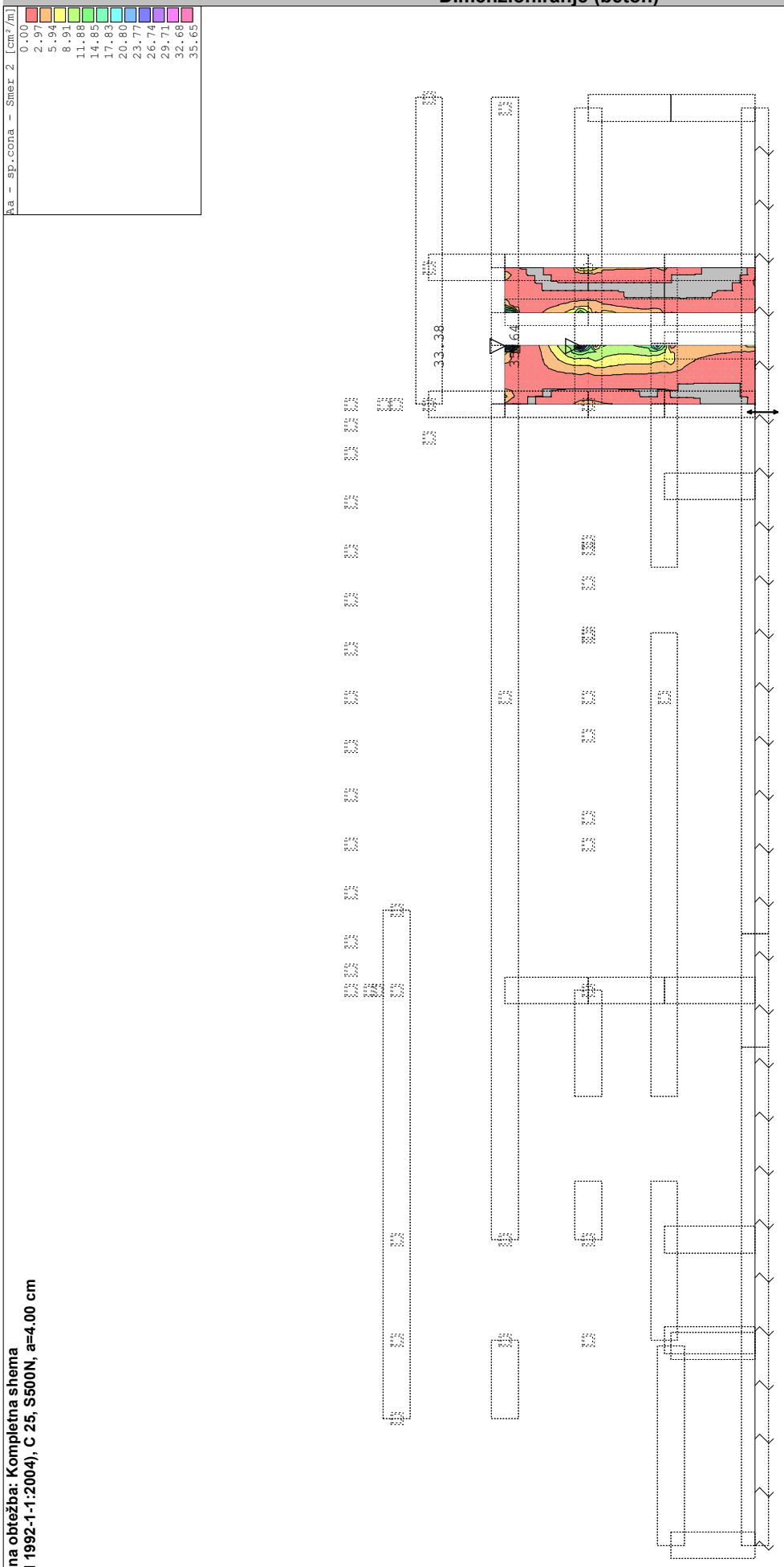

Merodajna obtežba: Kompletna shema
EC2 (EN 1992-1-1:2004), C 25, S500N, a=4.00 cm

Okvir: H_9
Aa - sp.cona - Smer 2 - max Aa2,s= 35.64 cm²/m

Dimenzioniranje (beton)

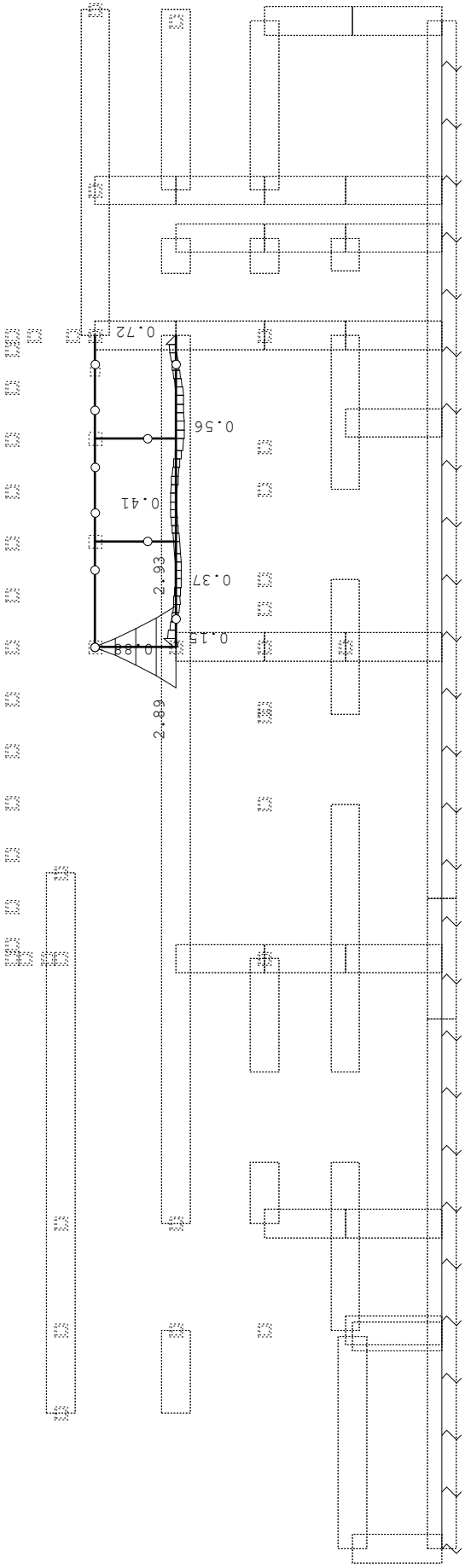

Merodajna obtežba: Kompletna shema
EC2 (EN 1992-1-1:2004), C 25, S500H

Okvir: H_10
Armatura v gredah: max Aa2/Aa1= 2.89 / 2.93 cm²

Dimenzioniranje (beton)

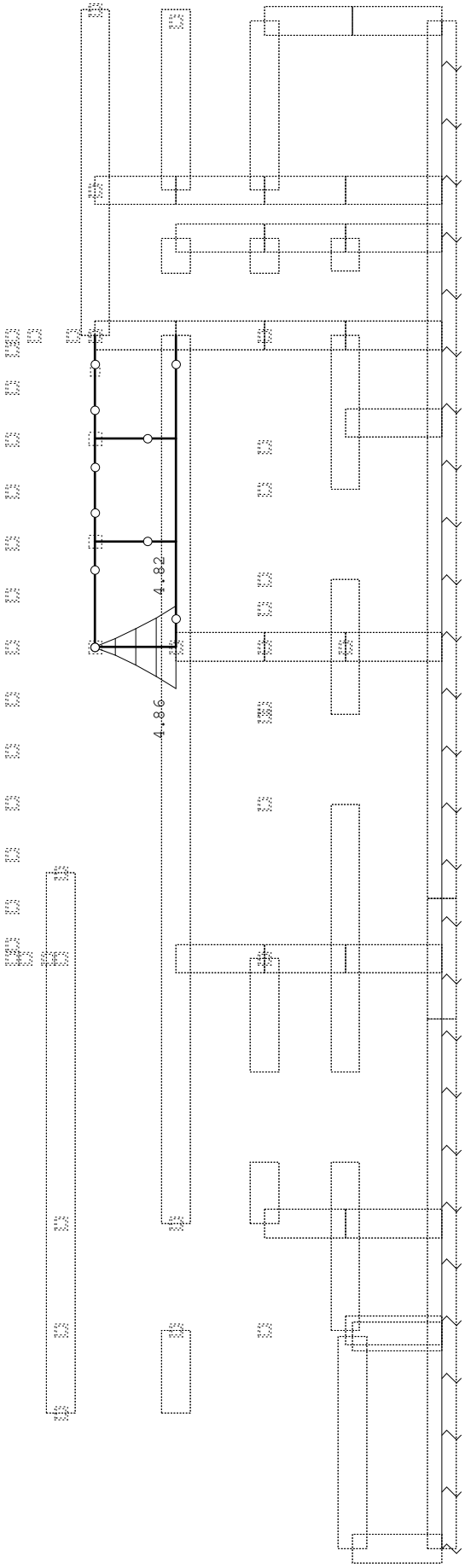

Merodajna obtežba: Kompletna shema
EC2 (EN 1992-1-1:2004), C 25, S500H

Okvir: H_10
Armatura v gredah: max Aa3/Aa4= 4.86 / 4.82 cm²

Dimenzioniranje (beton)

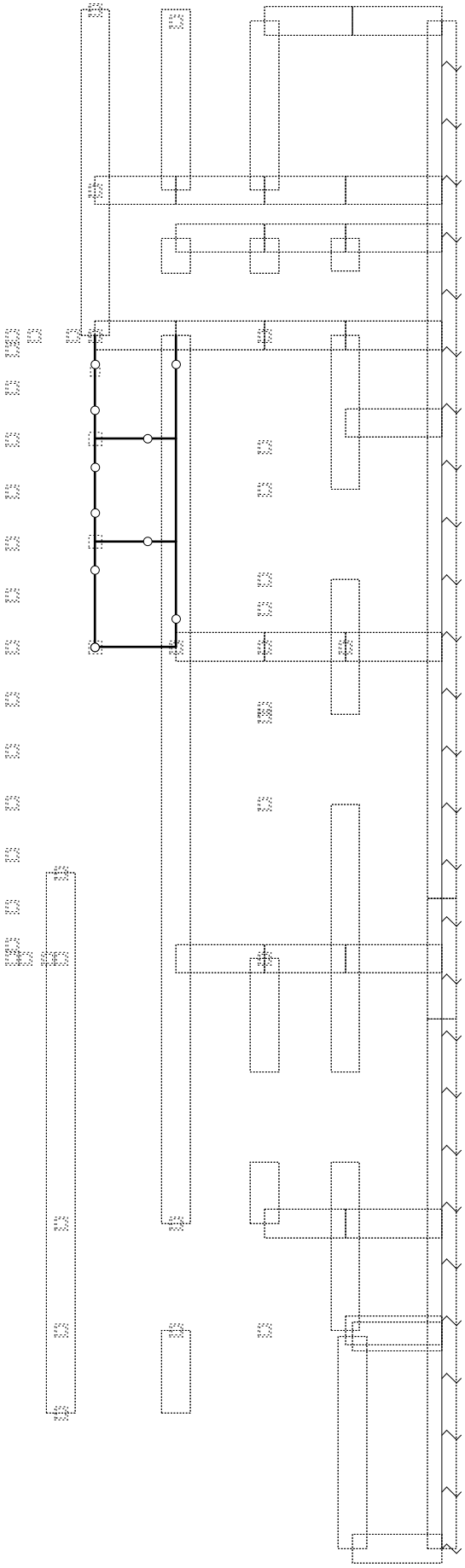

Merodajna obtežba: Kompletna shema
EC2 (EN 1992-1-1:2004), C 25, S500H

Okvir: H_10
Armatura v gredah: max Aa,st= 0.00 cm²

Dimenzioniranje (beton)

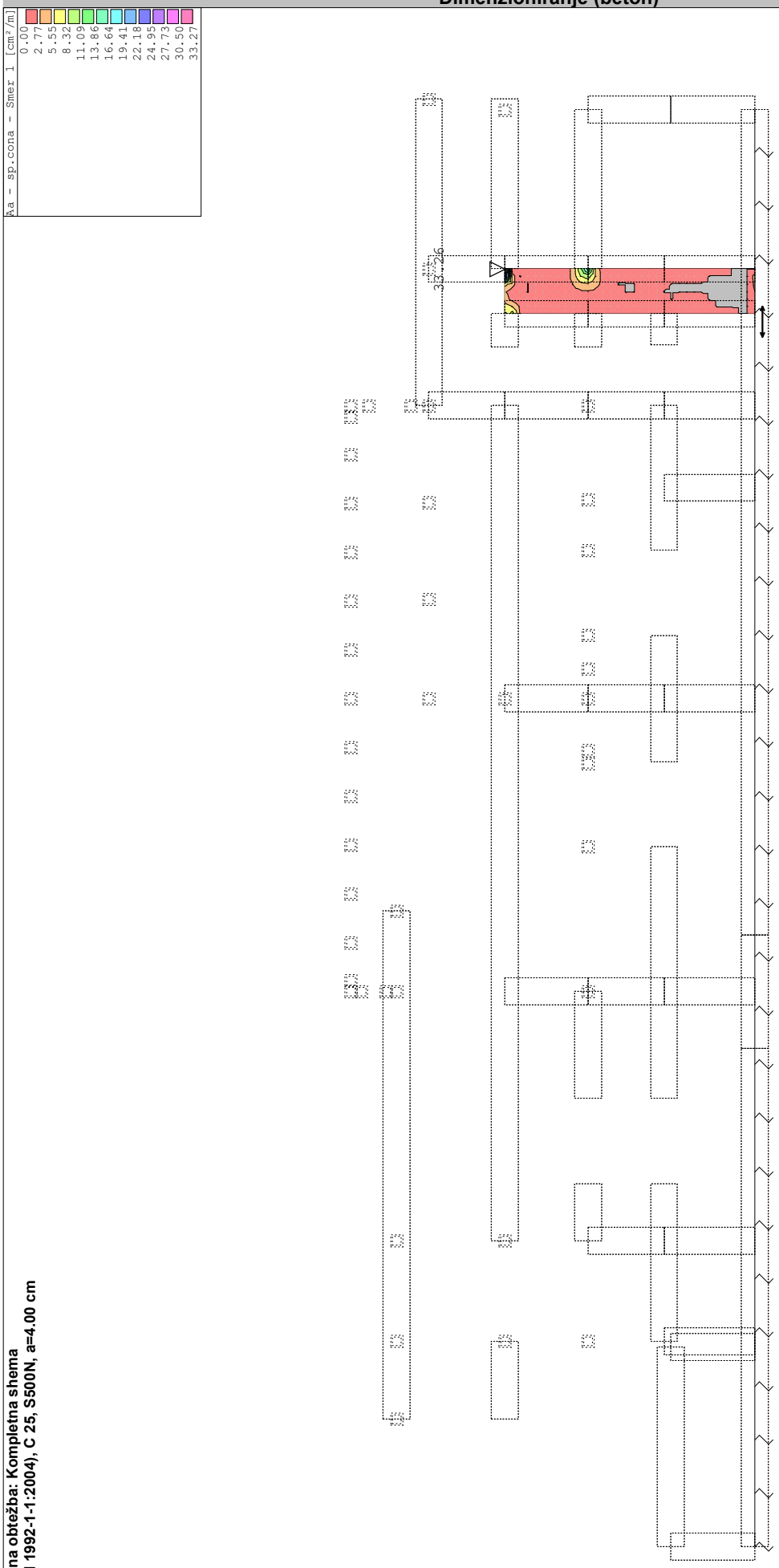

Merodajna obtežba: Kompletna shema
EC2 (EN 1992-1-1:2004), C 25, S500N, a=4.00 cm

Okvir: H_11
Aa - sp.cona - Smer 1 - max Aa1,s= 33.26 cm²/m

Dimenzioniranje (beton)

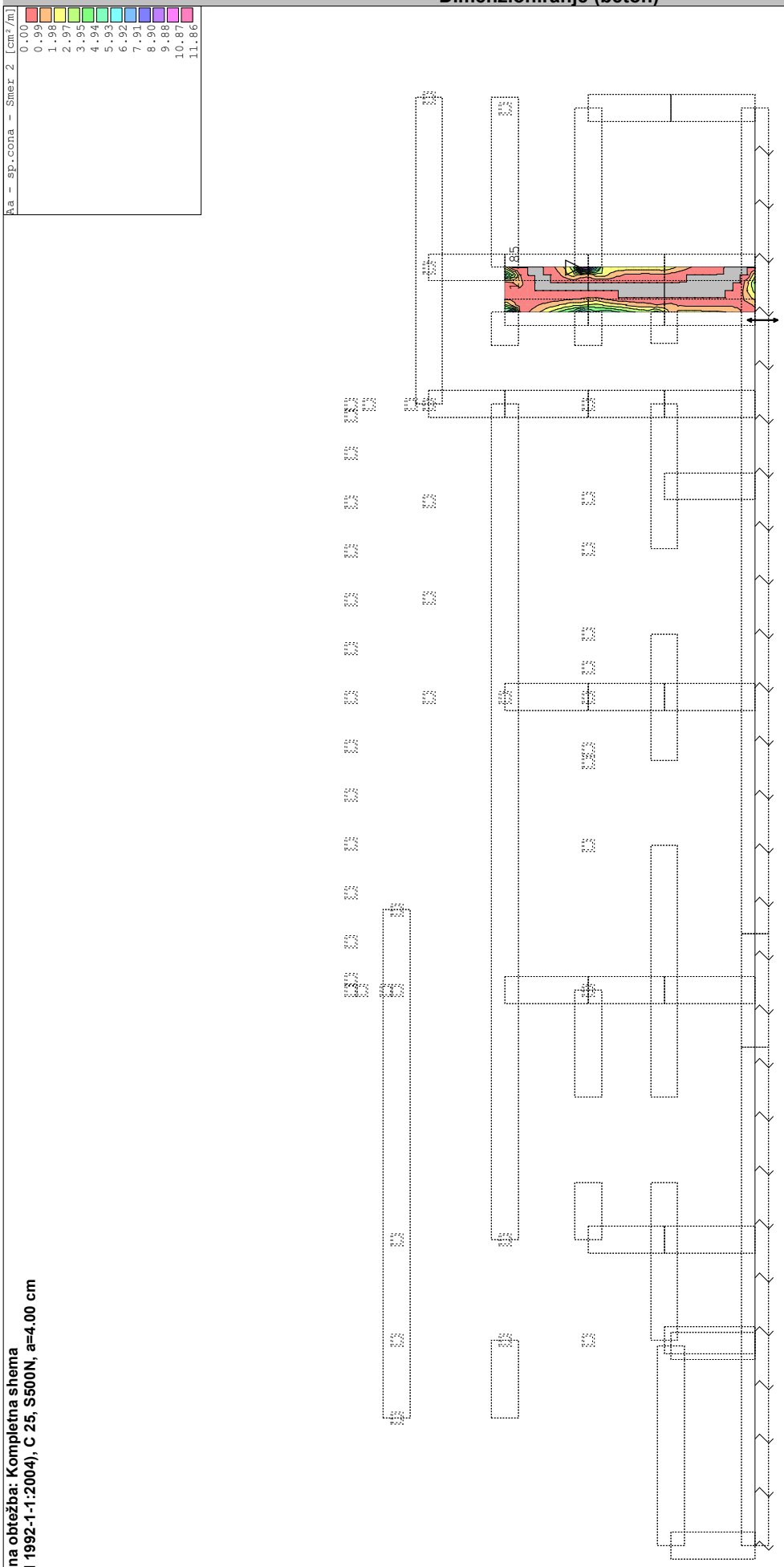

Merodajna obtežba: Kompletna shema
EC2 (EN 1992-1-1:2004), C 25, S500N, a=4.00 cm

Okvir: H_11
Aa - sp.cona - Smer 2 - max Aa2,s= 11.85 cm²/m

Dimenzioniranje (beton)

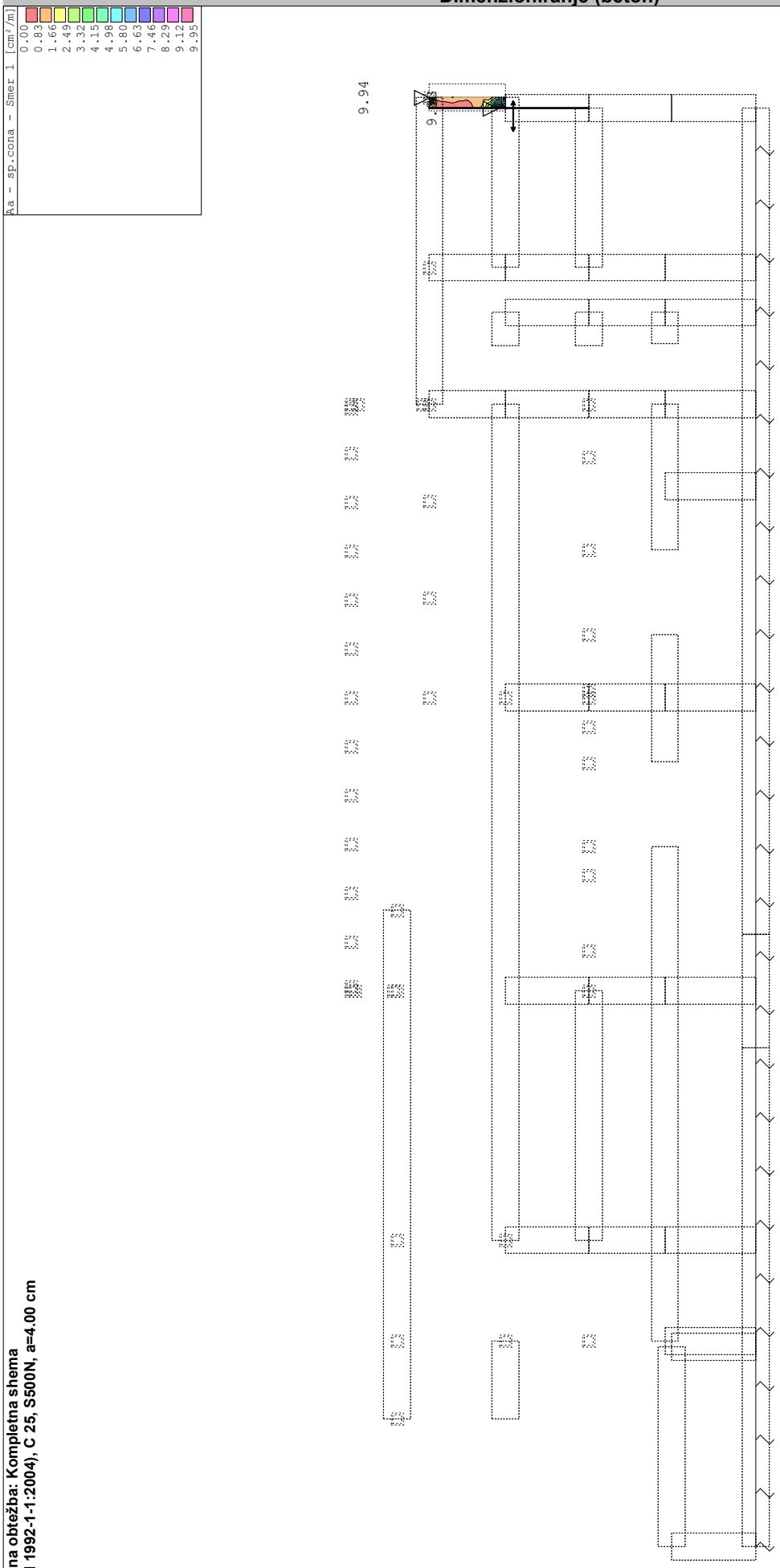

Merodajna obtežba: Kompletna shema
EC2 (EN 1992-1-1:2004), C 25, S500N, a=4.00 cm

Okvir: H_12
Aa - sp.cona - Smer 1 - max Aa1,s= 9.94 cm²/m

Dimenzioniranje (beton)

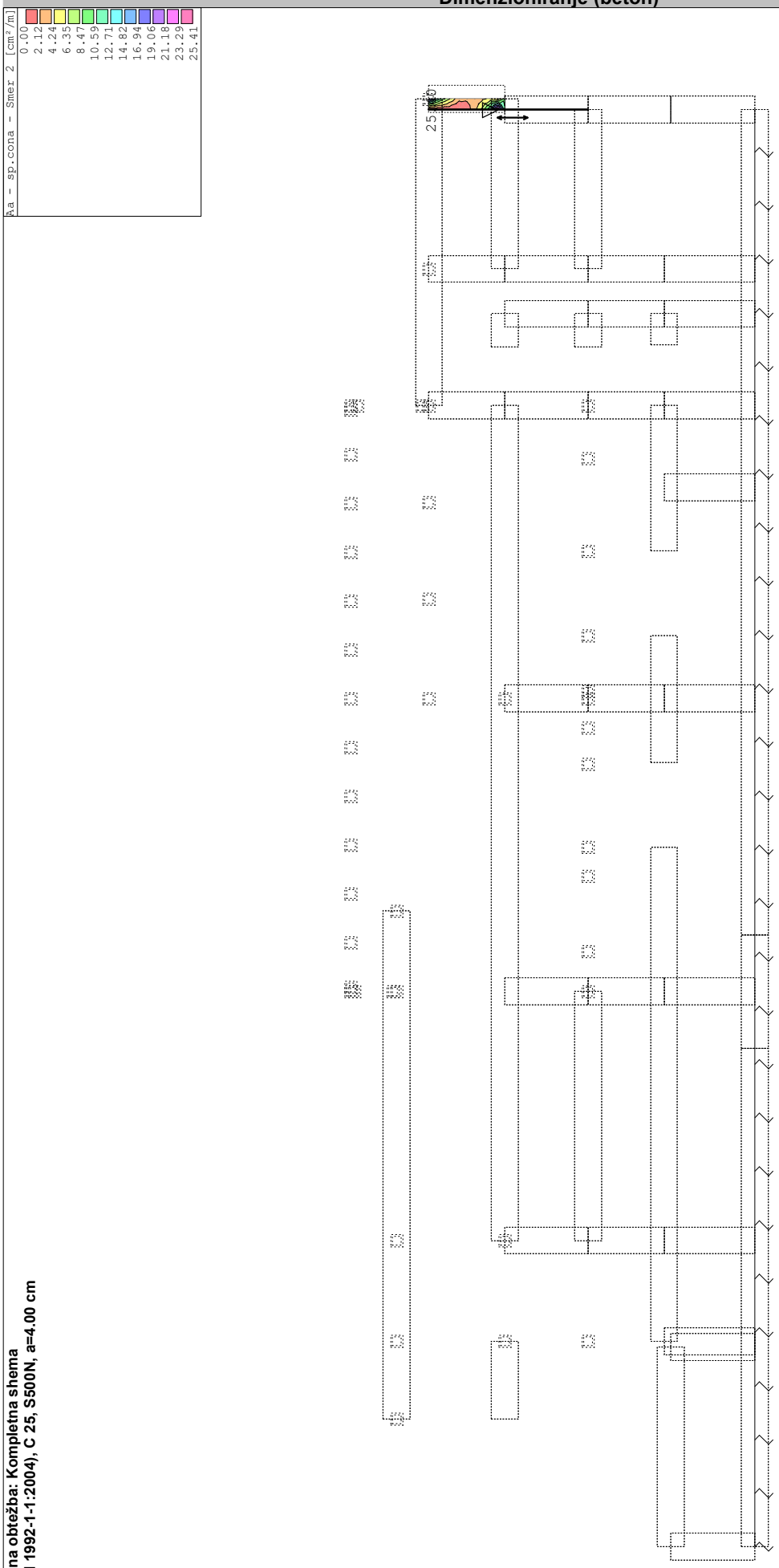

Merodajna obtežba: Kompletna shema
EC2 (EN 1992-1-1:2004), C 25, S500N, a=4.00 cm

Okvir: H_12
Aa - sp.cona - Smer 2 - max Aa2,s= 25.40 cm²/m

Dimenzioniranje (beton)

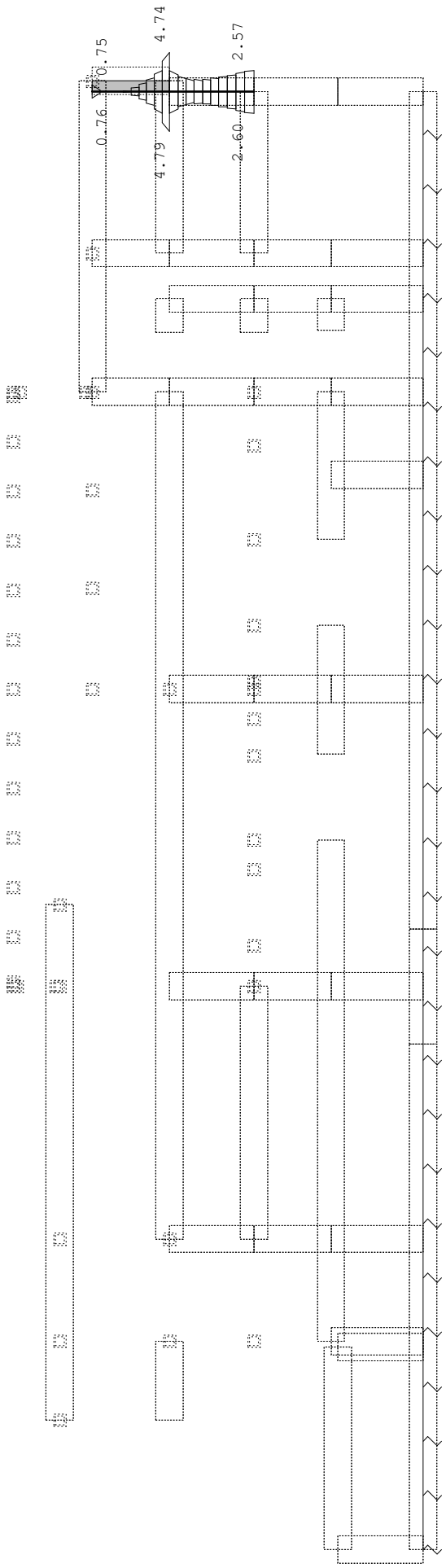

Merodajna obtežba: Kompletna shema
EC2 (EN 1992-1-1:2004), C 25, S500H

Okvir: H_12
Armatura v gredah: max Aa2/Aa1= 4.74 / 4.79 cm²

Dimenzioniranje (beton)

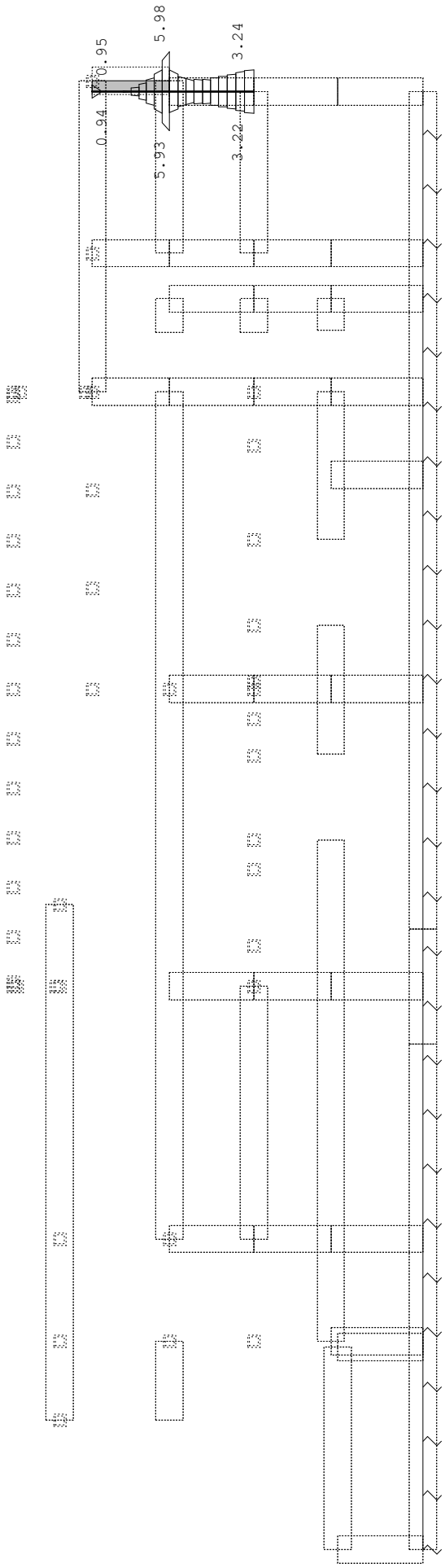

Merodajna obtežba: Kompletna shema
EC2 (EN 1992-1-1:2004), C 25, S500H

Okvir: H_12
Armatura v gredah: max Aa3/Aa4= 5.98 / 5.93 cm²

Dimenzioniranje (beton)

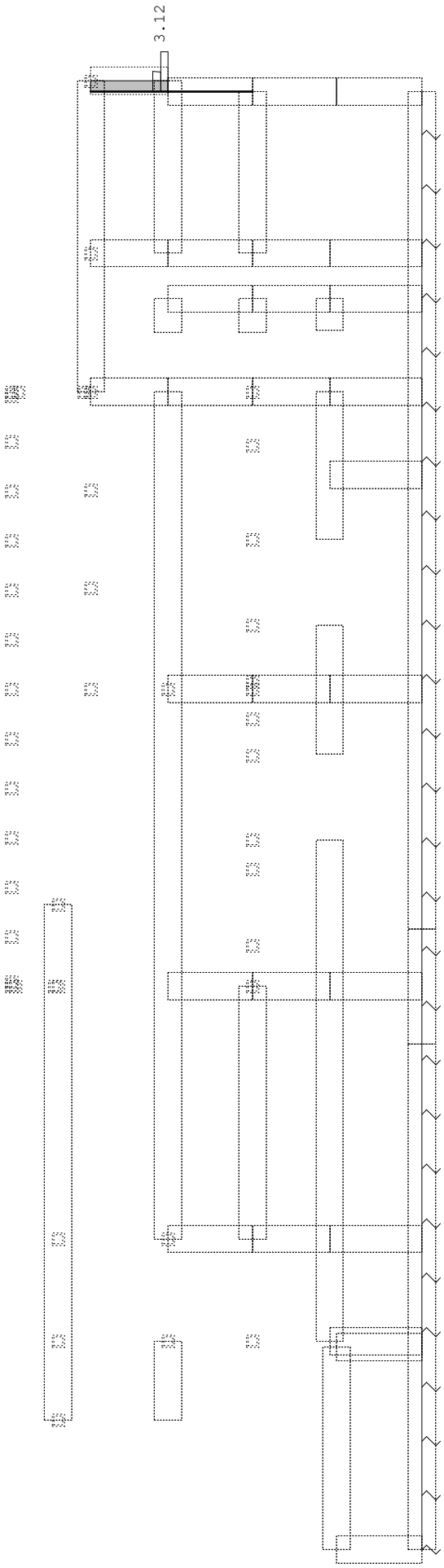

Merodajna obtežba: Kompletna shema
EC2 (EN 1992-1-1:2004), C 25, S500H

Okvir: H_12
Armatura v gredah: max Aa,st= 3.12 cm²

Dimenzioniranje (beton)

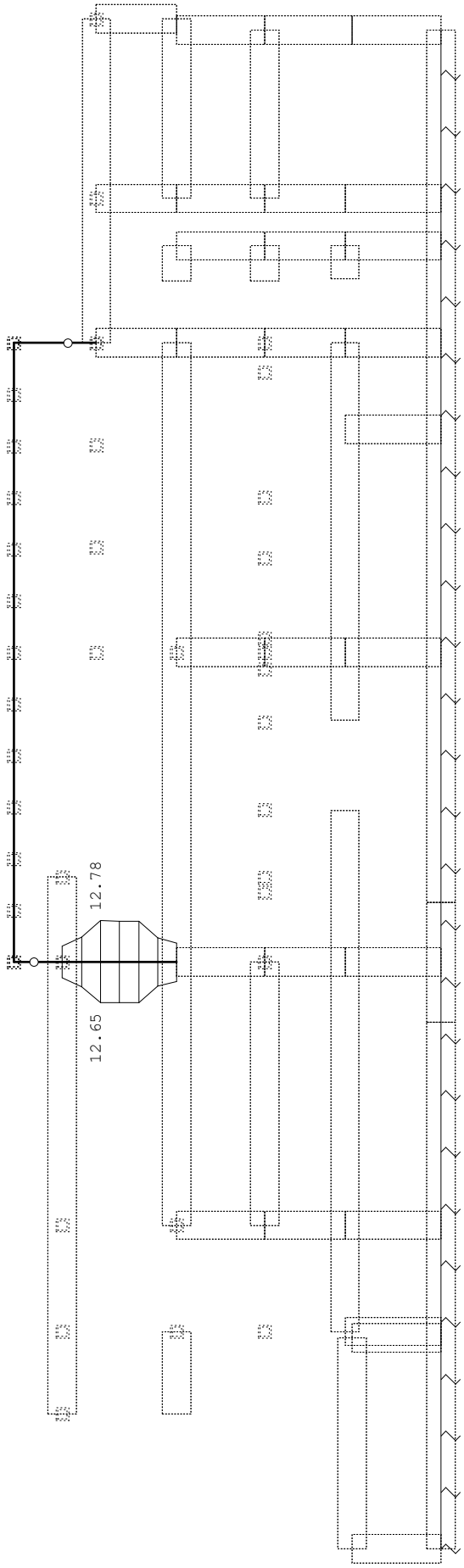

Merodajna obtežba: Kompletna shema
EC2 (EN 1992-1-1:2004), C 25, S500H

Okvir: H_13
Armatura v gredah: max Aa2/Aa1= 12.65 / 12.78 cm²

Dimenzioniranje (beton)

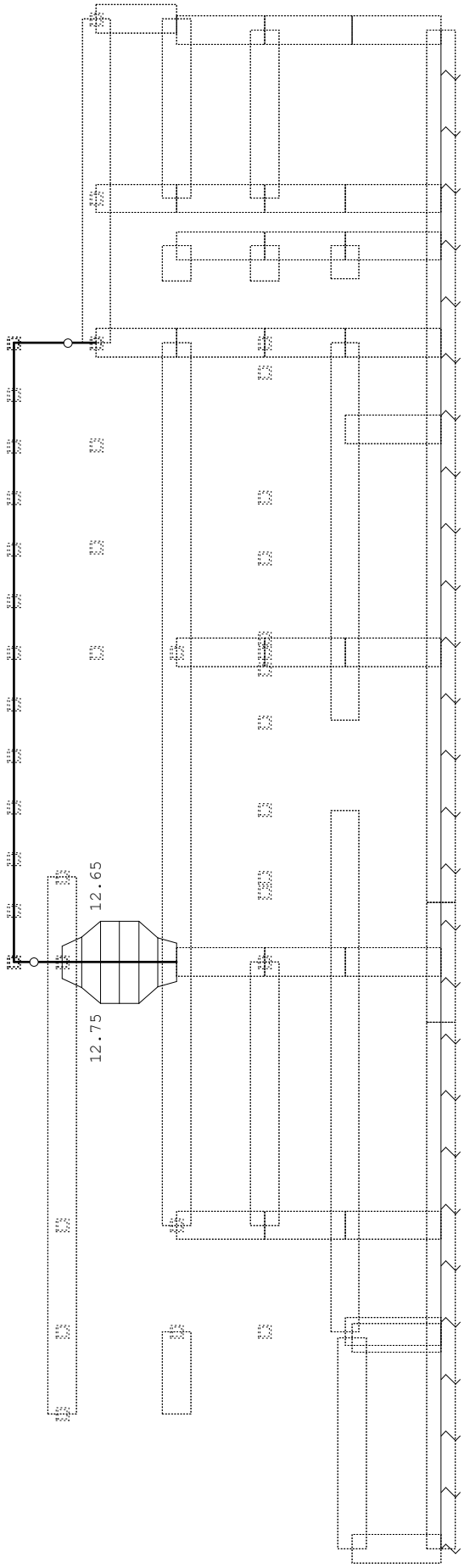

Merodajna obtežba: Kompletna shema
EC2 (EN 1992-1-1:2004), C 25, S500H

Okvir: H_13
Armatura v gredah: max Aa3/Aa4= 12.75 / 12.65 cm²

Dimenzioniranje (beton)

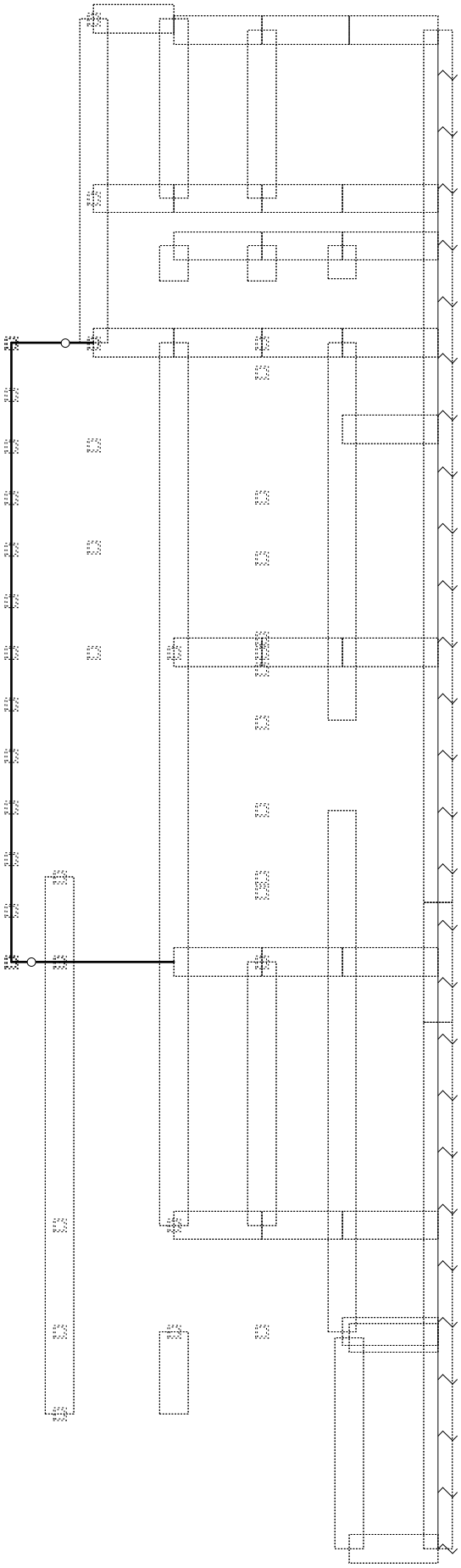

Merodajna obtežba: Kompletna shema
EC2 (EN 1992-1-1:2004), C 25, S500H

Okvir: H_13
Armatura v gredah: max Aa,st= 0.00 cm²

Dimenzioniranje (beton)

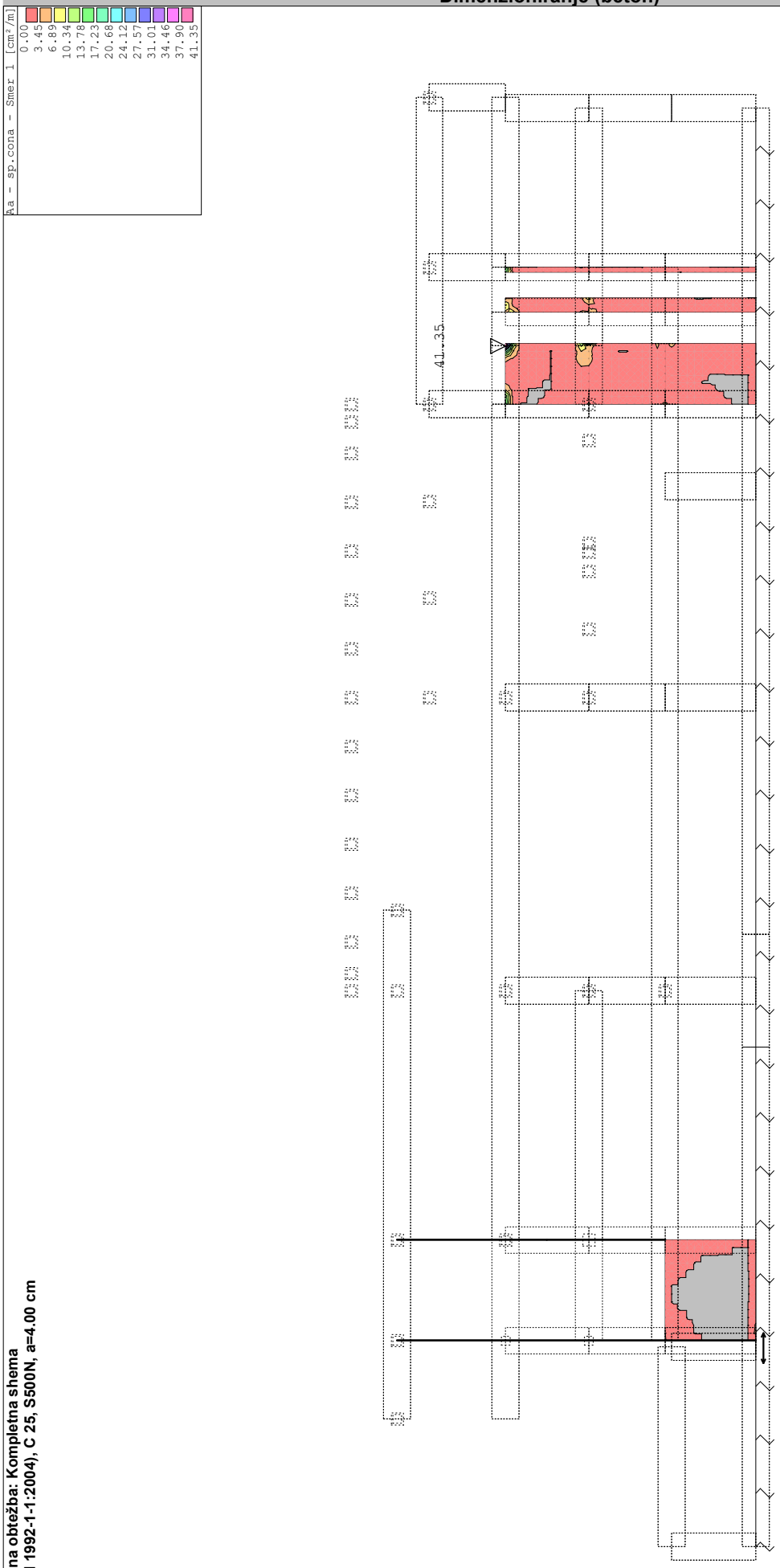

Merodajna obtežba: Kompletna shema
EC2 (EN 1992-1-1:2004), C 25, S500N, a=4.00 cm

Okvir: H_14
Aa - sp.cona - Smer 1 - max Aa1,s= 41.35 cm²/m

Dimenzioniranje (beton)

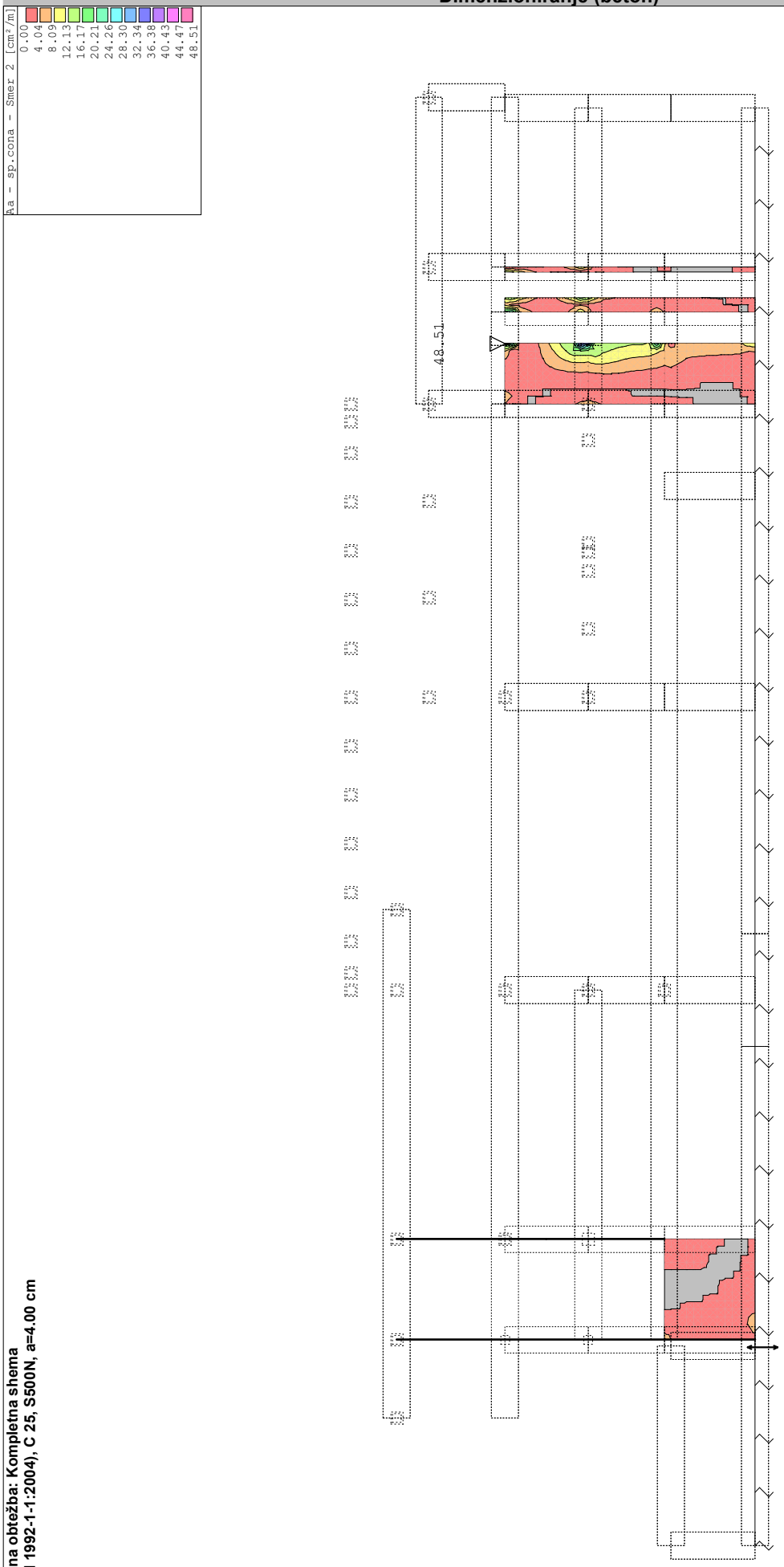

Merodajna obtežba: Kompletna shema
EC2 (EN 1992-1-1:2004), C 25, S500N, a=4.00 cm

Okvir: H_14
Aa - sp.cona - Smer 2 - max Aa2,s= 48.51 cm²/m

Dimenzioniranje (beton)

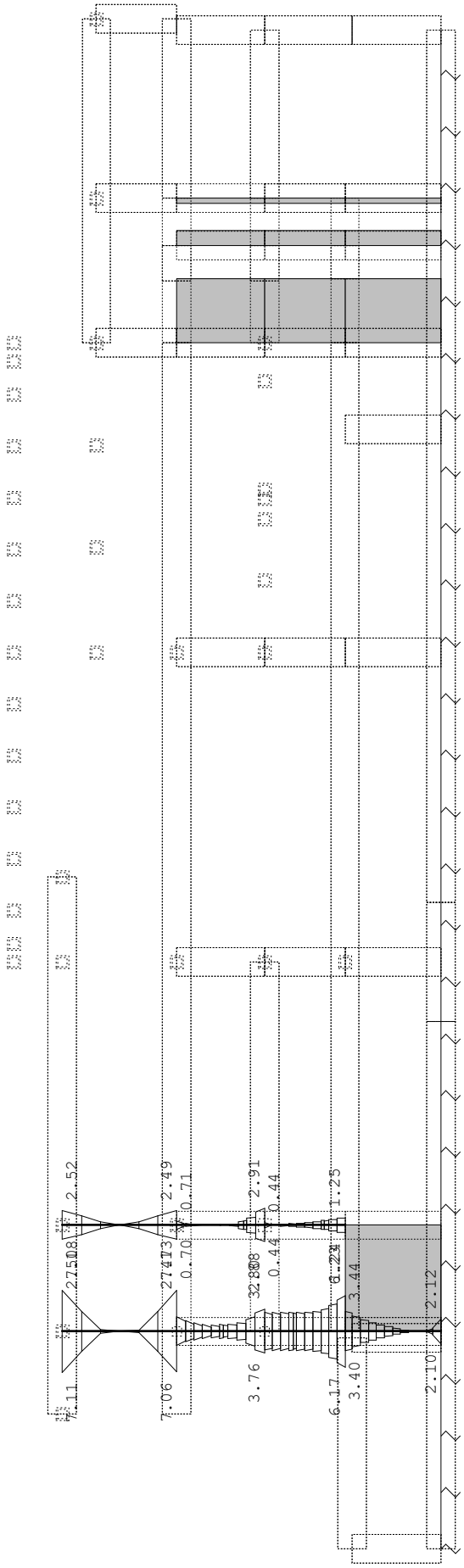

Merodajna obtežba: Kompletna shema
EC2 (EN 1992-1-1:2004), C 25, S500H

Okvir: H_14
Armatura v gredah: max Aa2/Aa1= 7.11 / 7.18 cm²

Dimenzioniranje (beton)

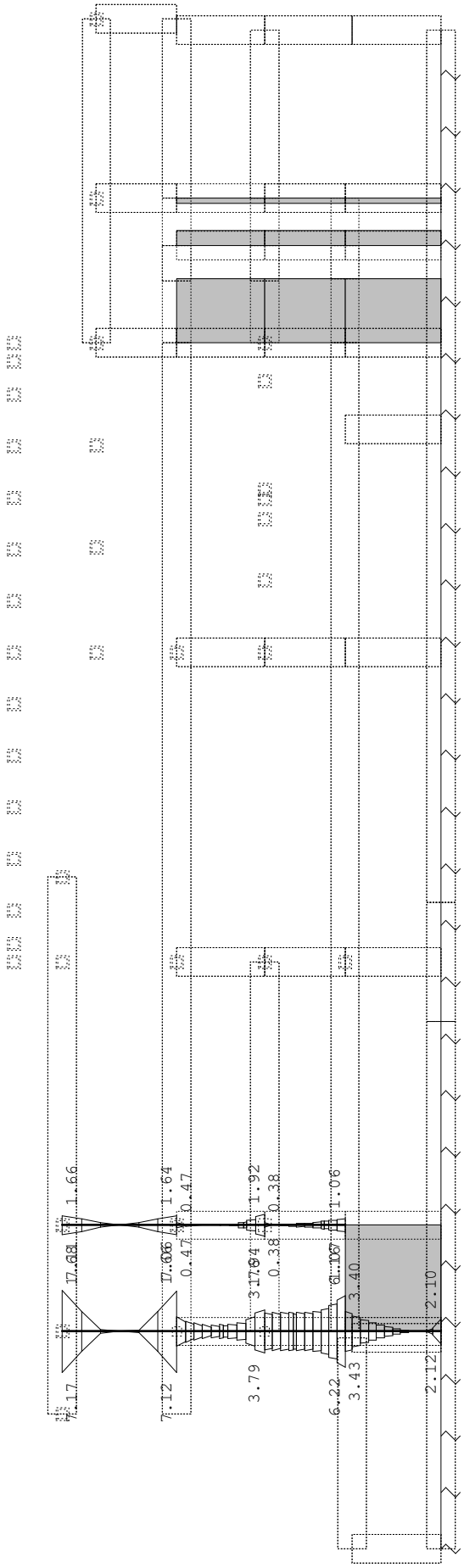

Merodajna obtežba: Kompletna shema
EC2 (EN 1992-1-1:2004), C 25, S500H

Okvir: H_14
Armatura v gredah: max Aa3/Aa4= 7.17 / 7.11 cm²

Dimenzioniranje (beton)

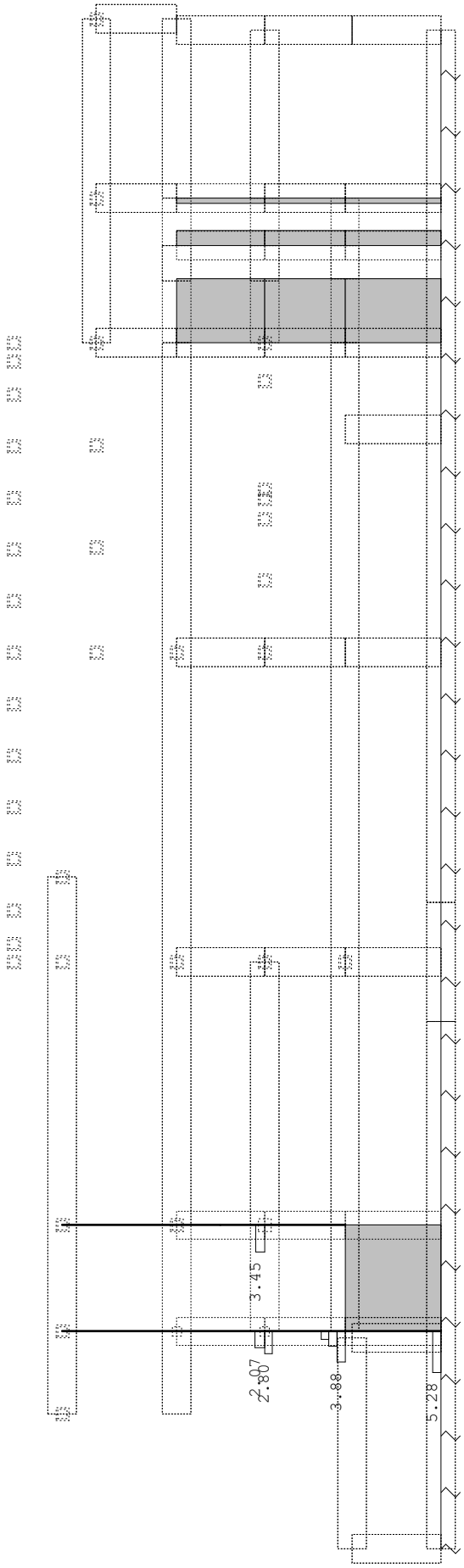

Merodajna obtežba: Kompletna shema
EC2 (EN 1992-1-1:2004), C 25, S500H

Okvir: H_14
Armatura v gredah: max Aa,st= 5.28 cm²

Dimenzioniranje (beton)

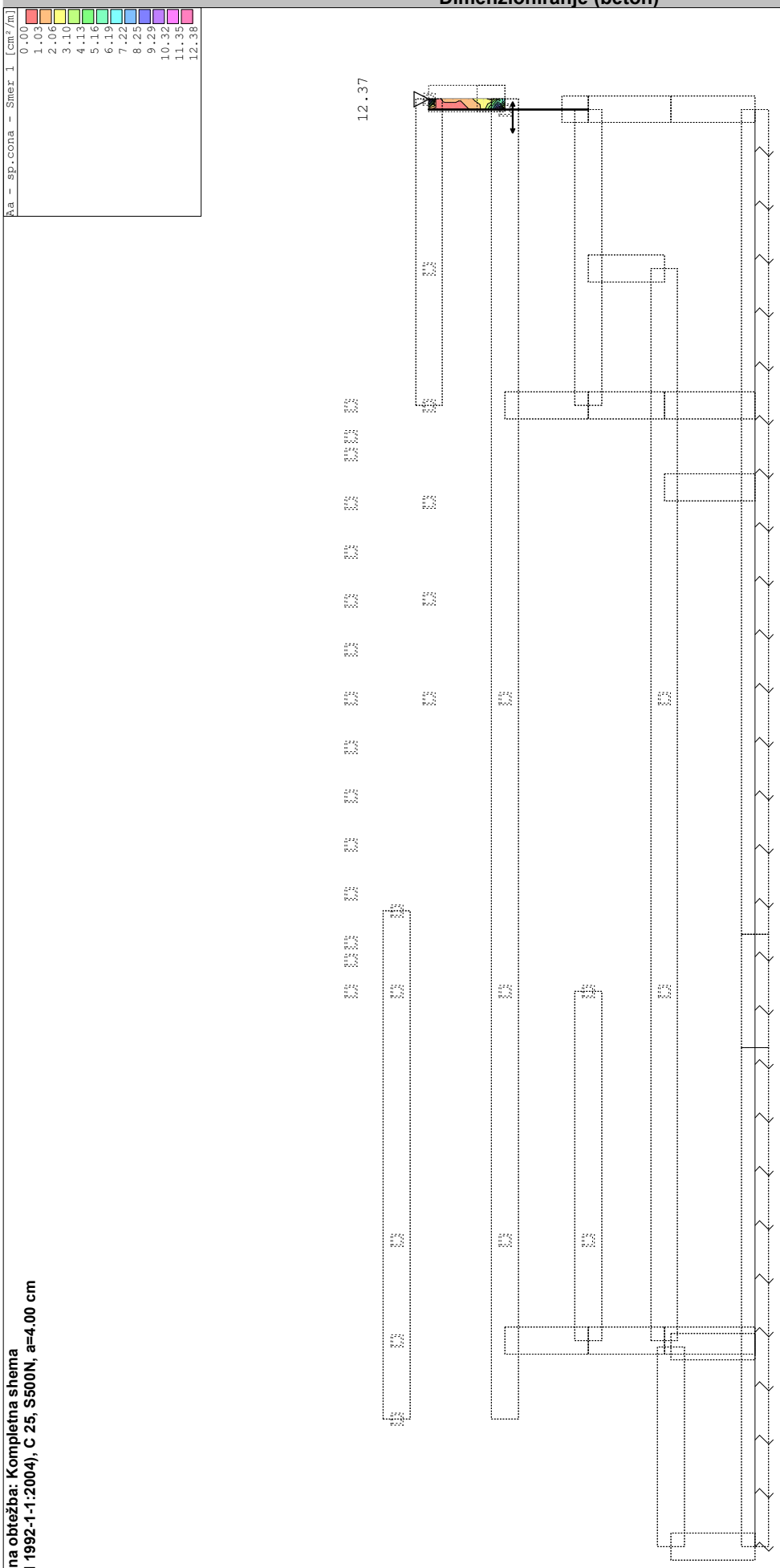

Merodajna obtežba: Kompletna shema
EC2 (EN 1992-1-1:2004), C 25, S500N, a=4.00 cm

Okvir: H_15
Aa - sp.cona - Smer 1 - max Aa1,s= 12.37 cm²/m

Dimenzioniranje (beton)

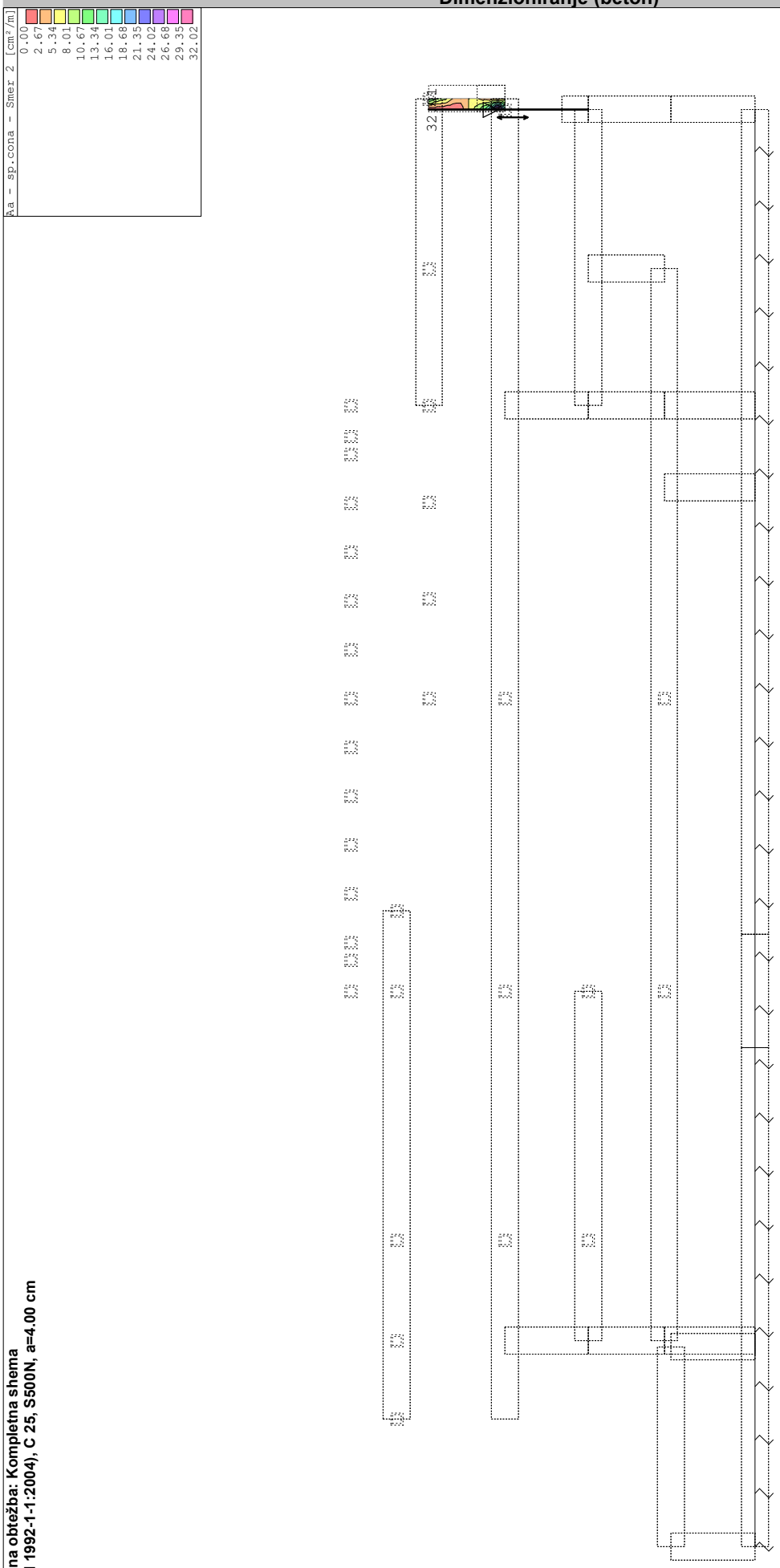

Merodajna obtežba: Kompletna shema
EC2 (EN 1992-1-1:2004), C 25, S500N, a=4.00 cm

Okvir: H_15
Aa - sp.cona - Smer 2 - max Aa2,s= 32.01 cm²/m

Dimenzioniranje (beton)

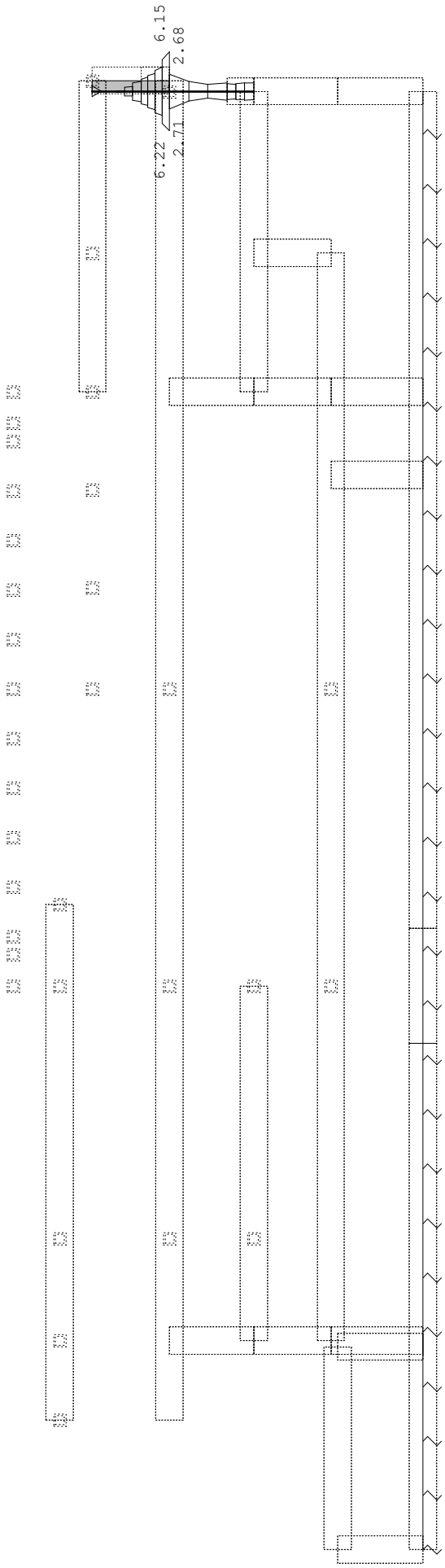

Merodajna obtežba: Kompletna shema
EC2 (EN 1992-1-1:2004), C 25, S500H

Okvir: H_15
Armatura v gredah: max Aa2/Aa1= 6.15 / 6.22 cm²

Dimenzioniranje (beton)

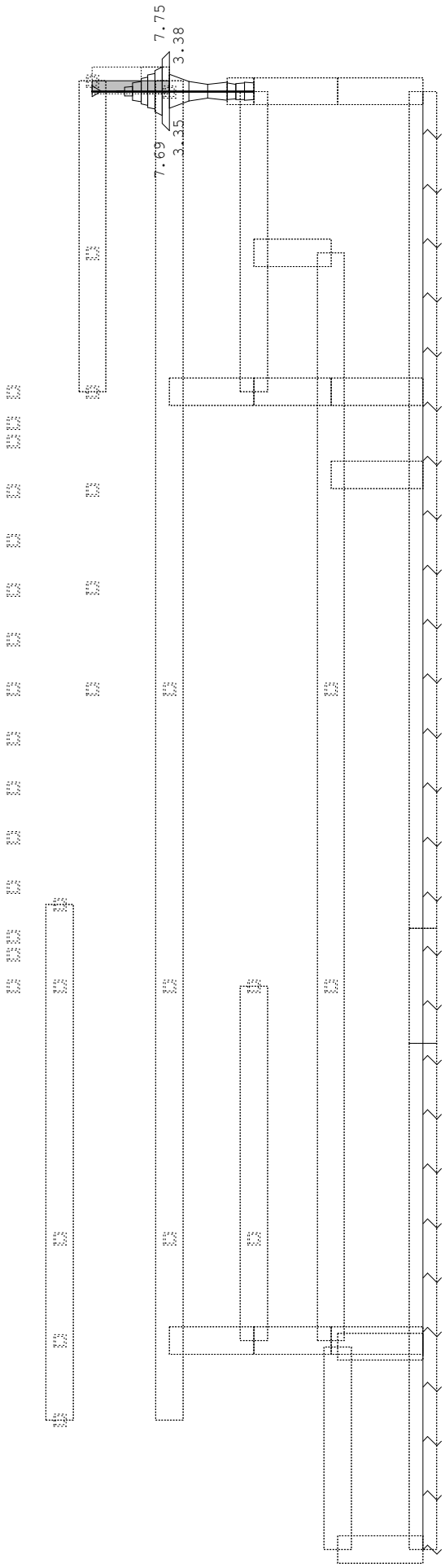

Merodajna obtežba: Kompletna shema
EC2 (EN 1992-1-1:2004), C 25, S500H

Okvir: H_15
Armatura v gredah: max Aa3/Aa4= 7.75 / 7.69 cm²

Dimenzioniranje (beton)

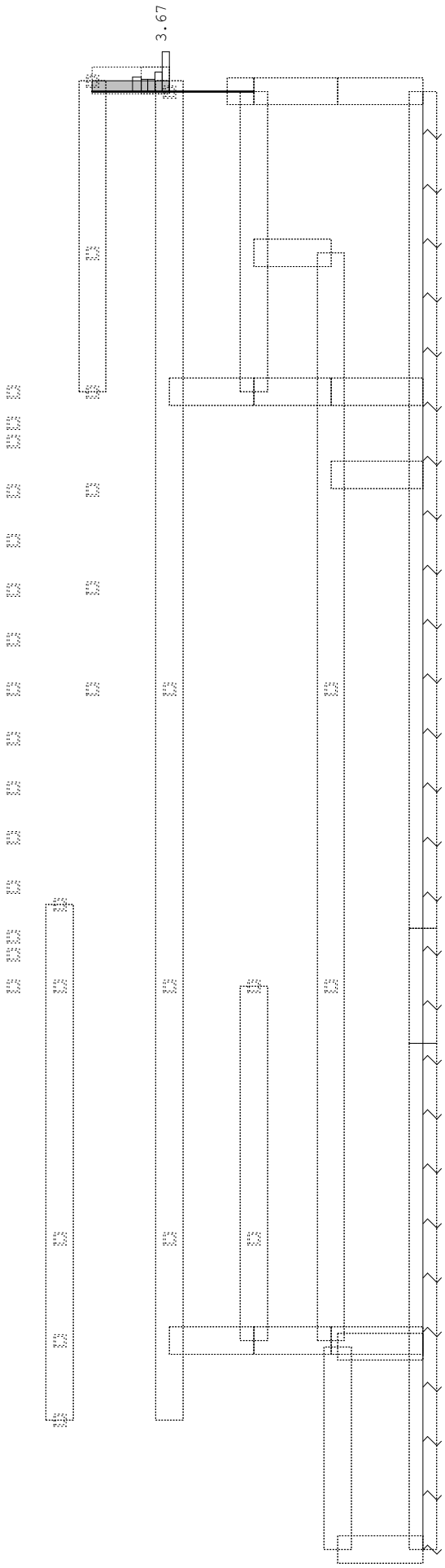

Merodajna obtežba: Kompletna shema
EC2 (EN 1992-1-1:2004), C 25, S500H

Okvir: H_15
Armatura v gredah: max Aa,st= 3.67 cm²

Dimenzioniranje (beton)

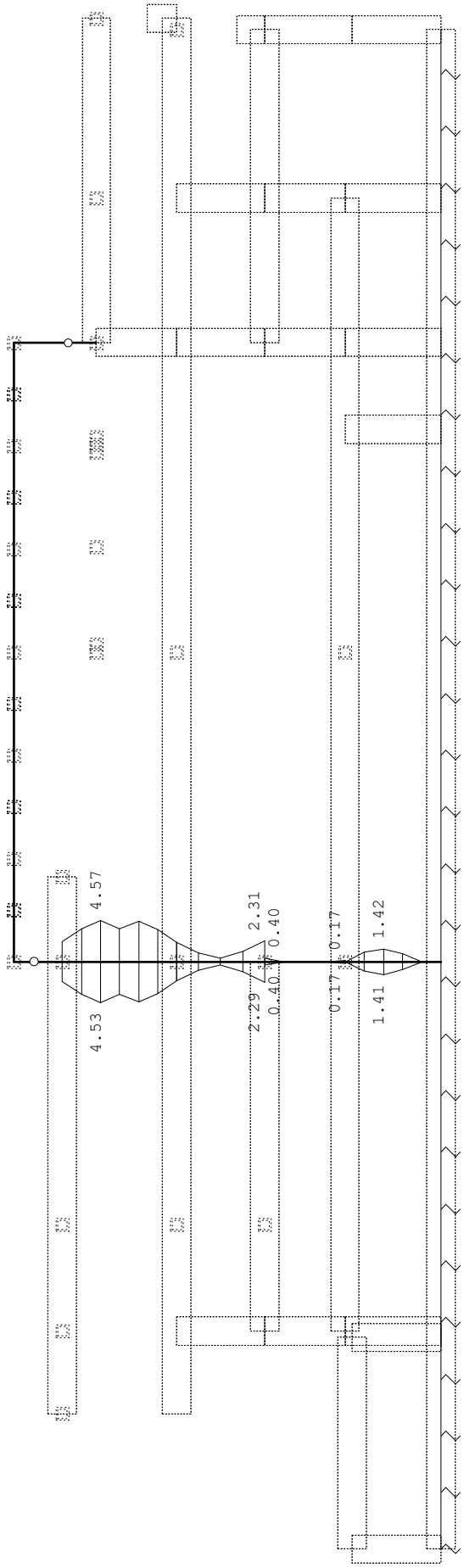

Merodajna obtežba: Kompletna shema
EC2 (EN 1992-1-1:2004), C 25, S500H

Okvir: H_16
Armatura v gredah: max Aa2/Aa1= 4.53 / 4.57 cm²

Dimenzioniranje (beton)

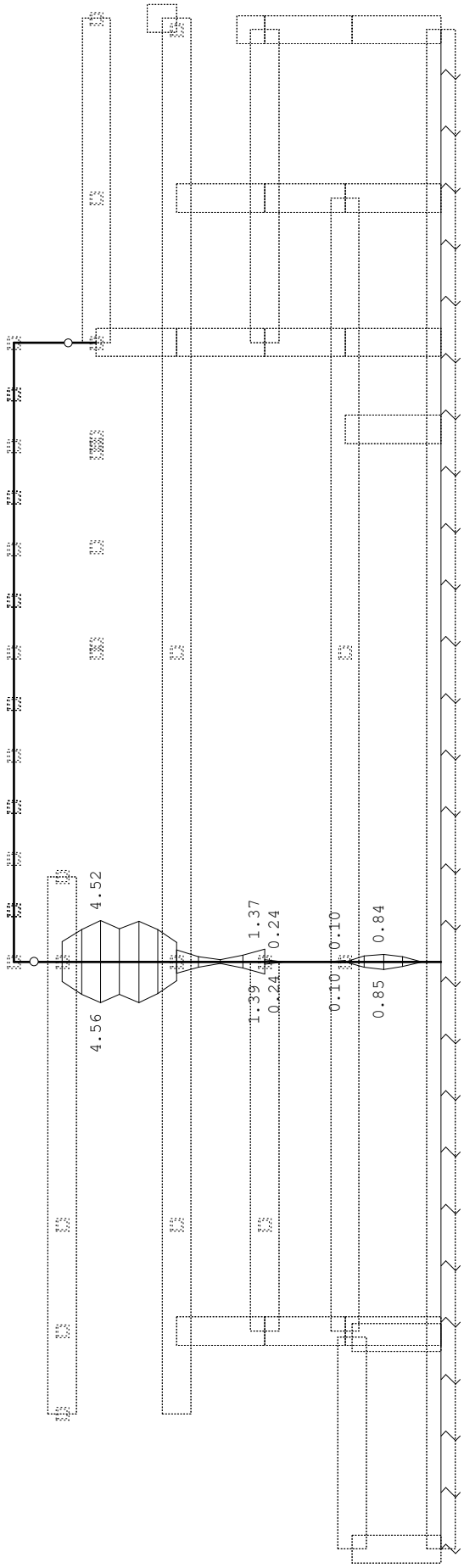

Merodajna obtežba: Kompletna shema
EC2 (EN 1992-1-1:2004), C 25, S500H

Okvir: H_16
Armatura v gredah: max Aa3/Aa4= 4.56 / 4.52 cm²

Dimenzioniranje (beton)

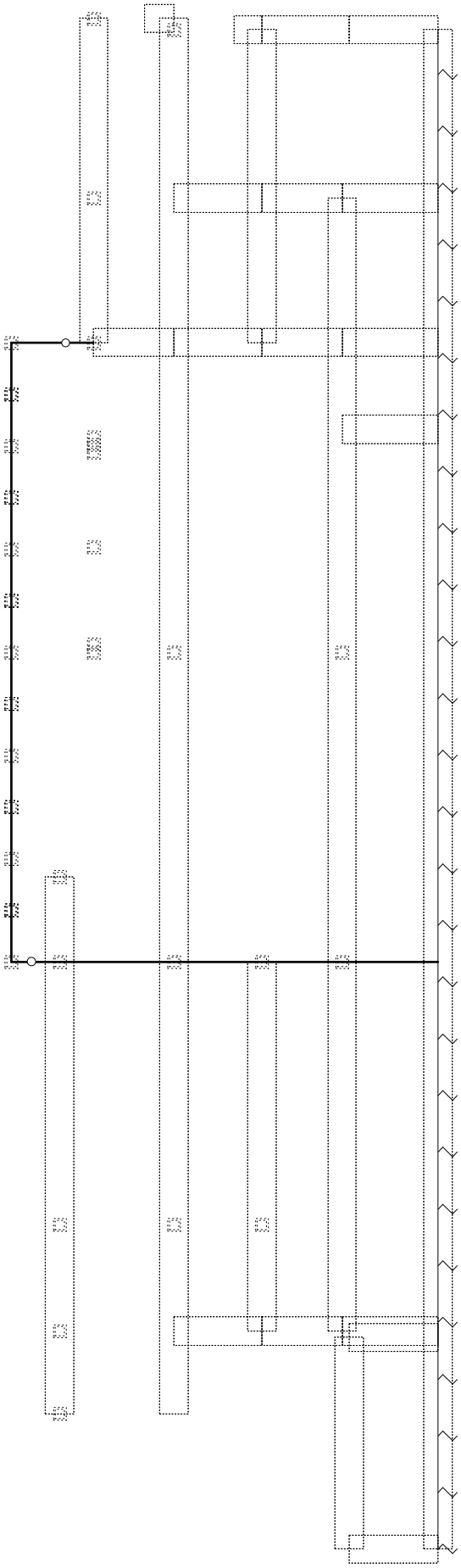

Merodajna obtežba: Kompletna shema
EC2 (EN 1992-1-1:2004), C 25, S500H

Okvir: H_16
Armatura v gredah: max Aa,st= 0.00 cm²

Dimenzioniranje (beton)

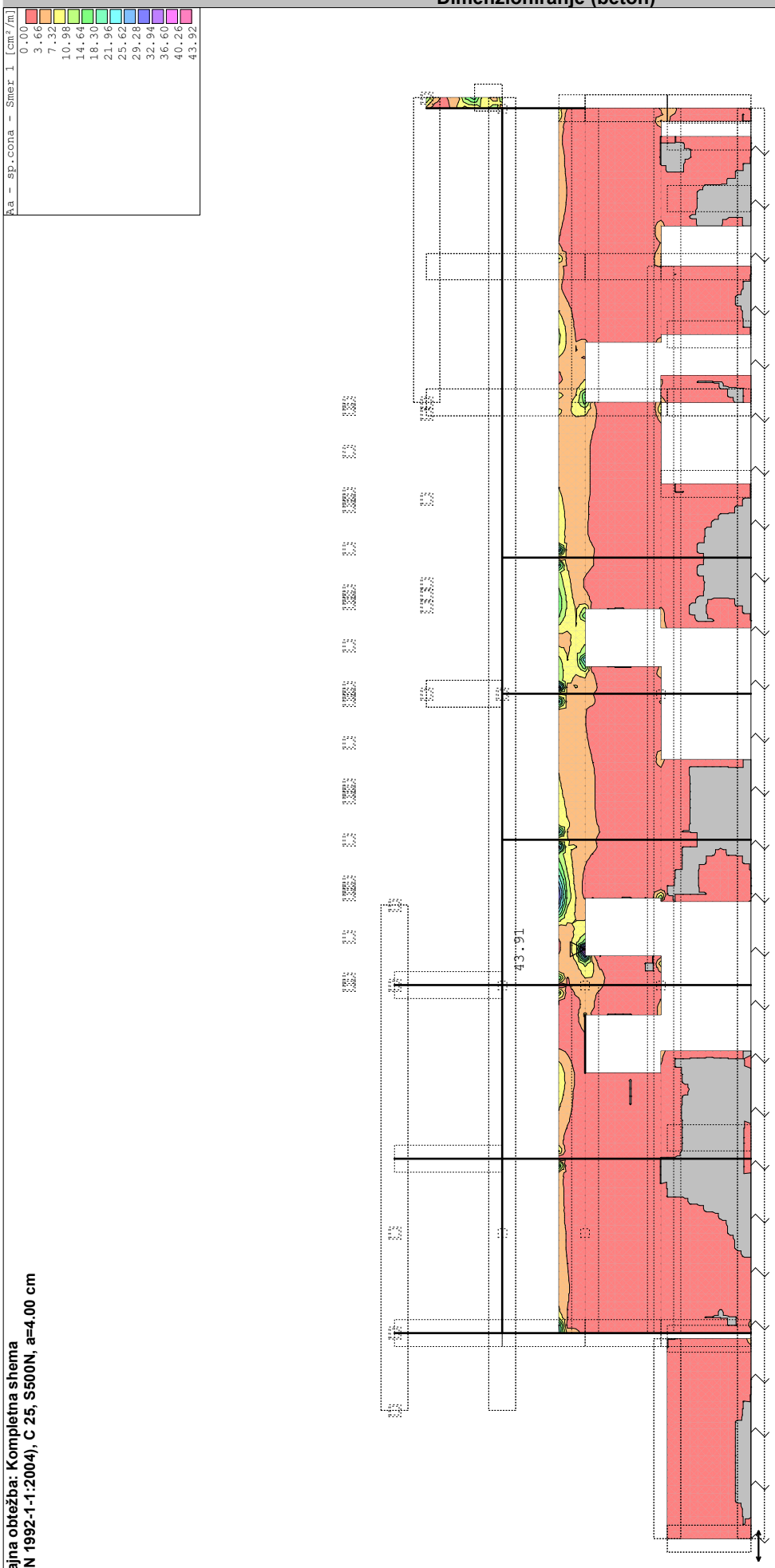

Merodajna obtežba: Kompletna shema
EC2 (EN 1992-1-1:2004), C 25, S500N, a=4.00 cm

Okvir: H_17
Aa - sp.cona - Smer 1 - max Aa1,s= 43.91 cm²/m

Dimenzioniranje (beton)

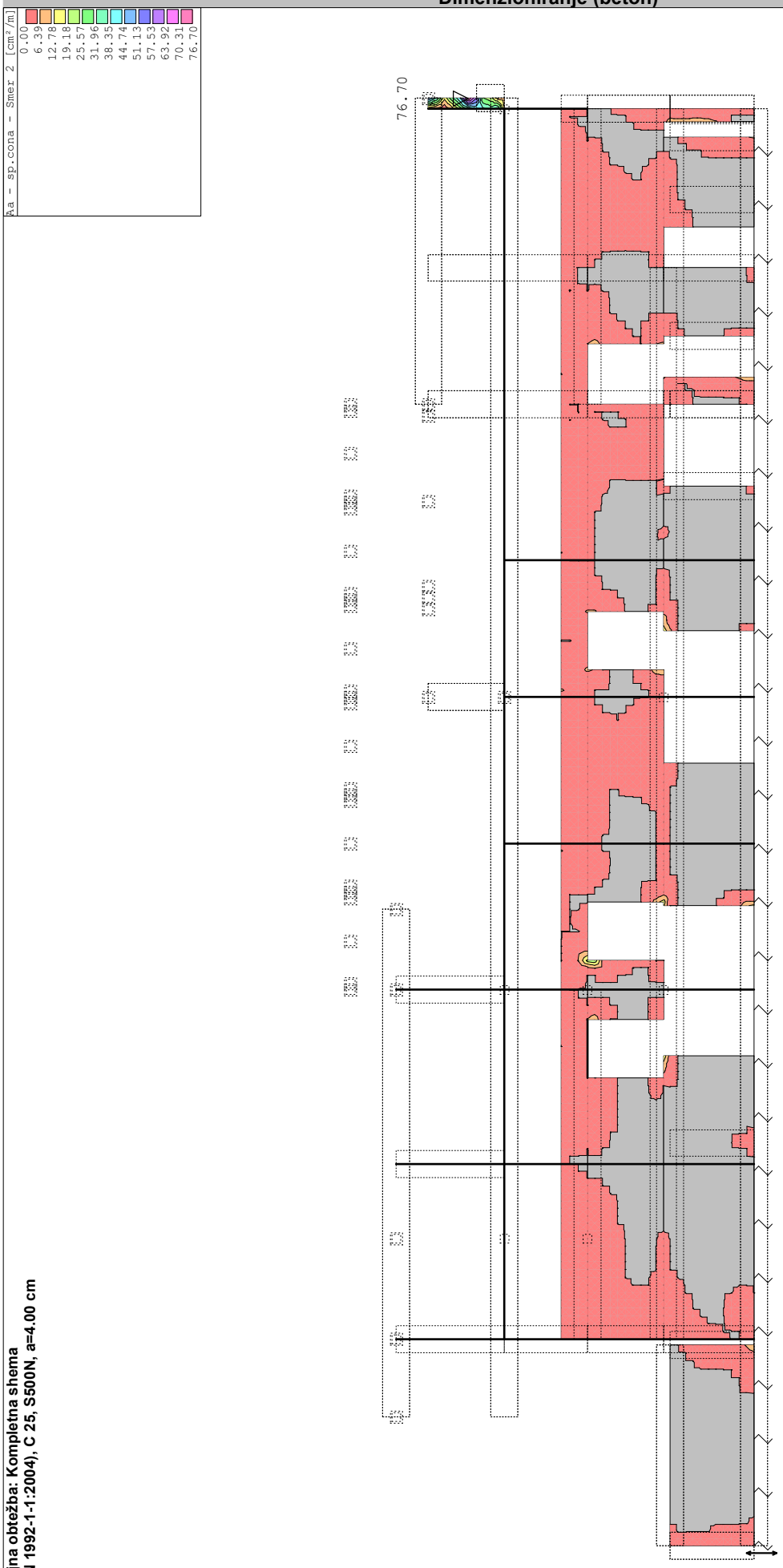

Merodajna obtežba: Kompletna shema
EC2 (EN 1992-1-1:2004), C 25, S500N, a=4.00 cm

Okvir: H_17
Aa - sp.cona - Smer 2 - max Aa2,s= 76.70 cm²/m

Dimenzioniranje (beton)

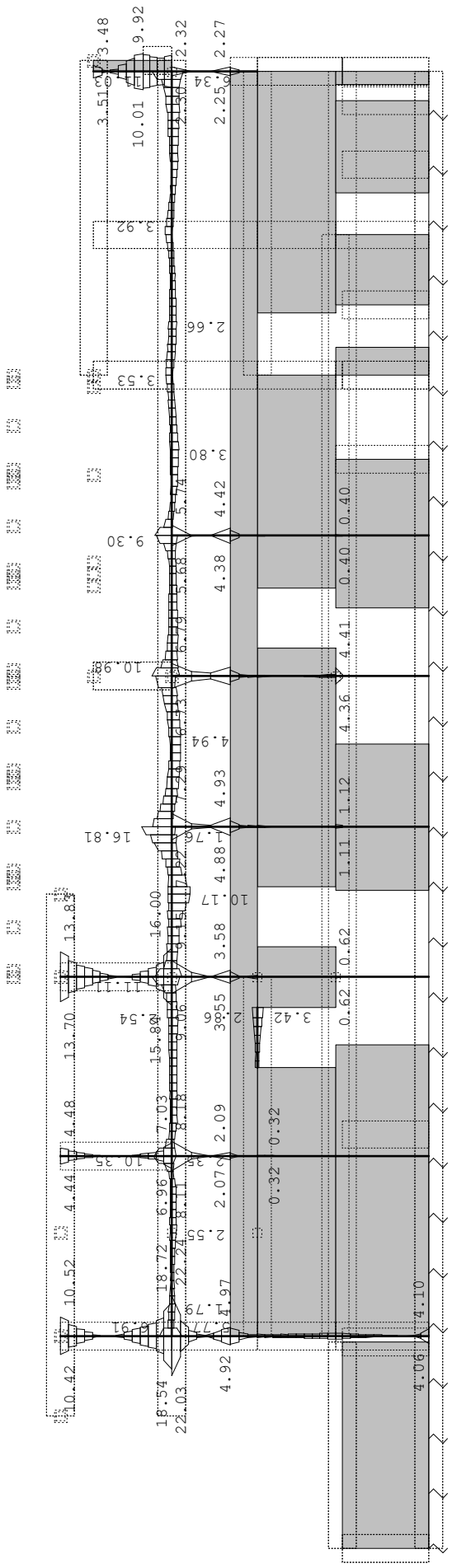

Merodajna obtežba: Kompletna shema
EC2 (EN 1992-1-1:2004), C 25, S500H

Okvir: H_17
Armatura v gredah: max Aa2/Aa1= 22.03 / 22.24 cm²

Dimenzioniranje (beton)

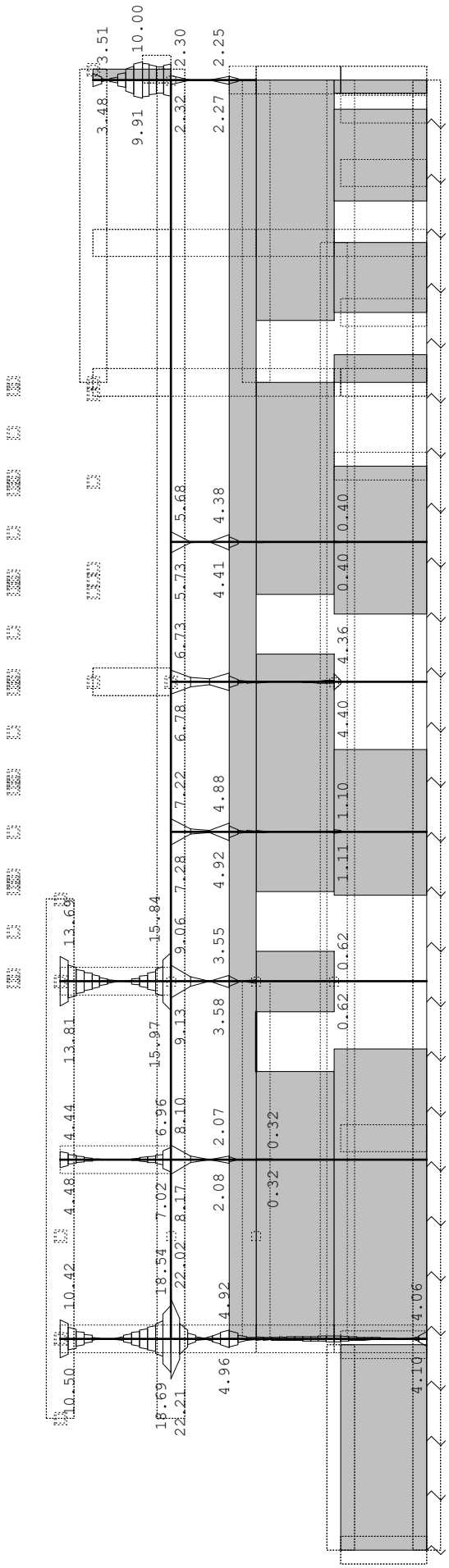

Merodajna obtežba: Kompletna shema
EC2 (EN 1992-1-1:2004), C 25, S500H

Okvir: H_17
Armatura v gredah: max Aa3/Aa4= 22.21 / 22.02 cm²

Dimenzioniranje (beton)

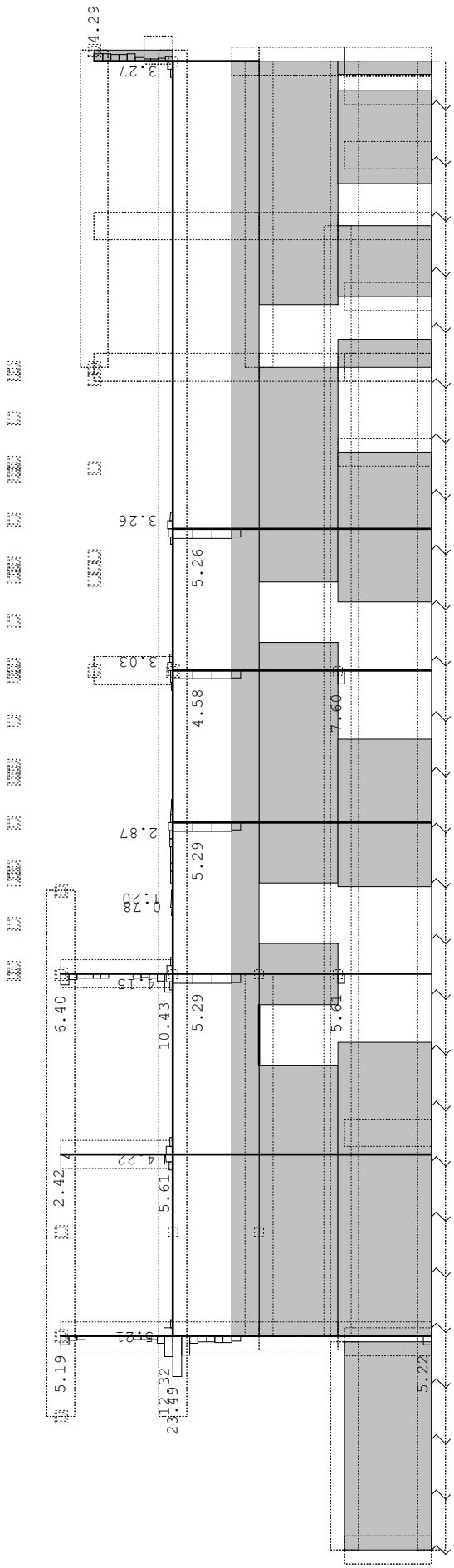

Merodajna obtežba: Kompletna shema
EC2 (EN 1992-1-1:2004), C 25, S500H

Okvir: H_17
Armatura v gredah: max Aa,st= 23.49 cm²

Dimenzioniranje (beton)

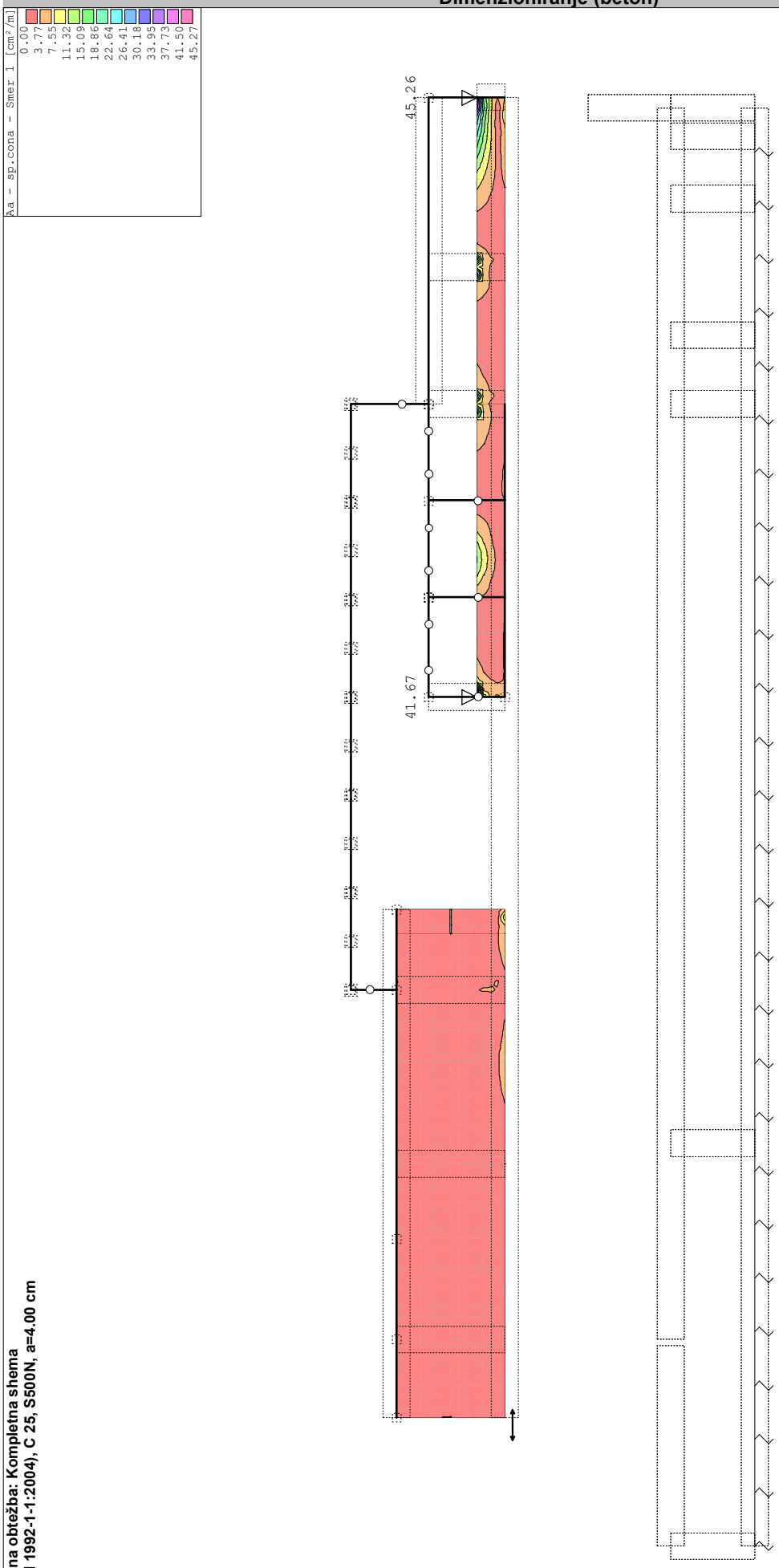

Merodajna obtežba: Kompletna shema
EC2 (EN 1992-1-1:2004), C 25, S500N, a=4.00 cm

Okvir: H_18
Aa - sp.cona - Smer 1 - max Aa1,s= 45.26 cm²/m

Dimenzioniranje (beton)

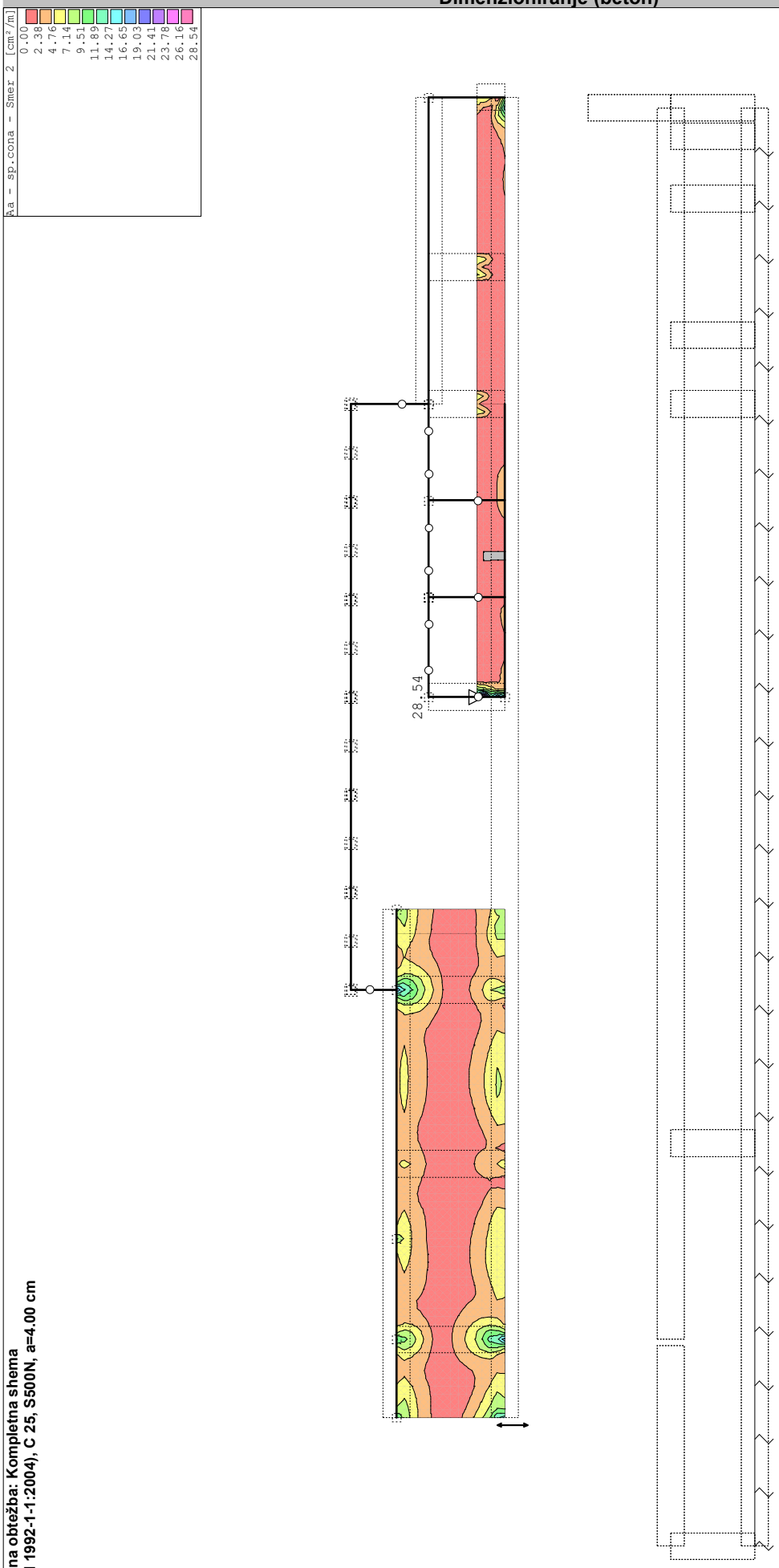

Merodajna obtežba: Kompletna shema
EC2 (EN 1992-1-1:2004), C 25, S500N, a=4.00 cm

Okvir: H_18
Aa - sp.cona - Smer 2 - max Aa2,s= 28.54 cm²/m

Dimenzioniranje (beton)

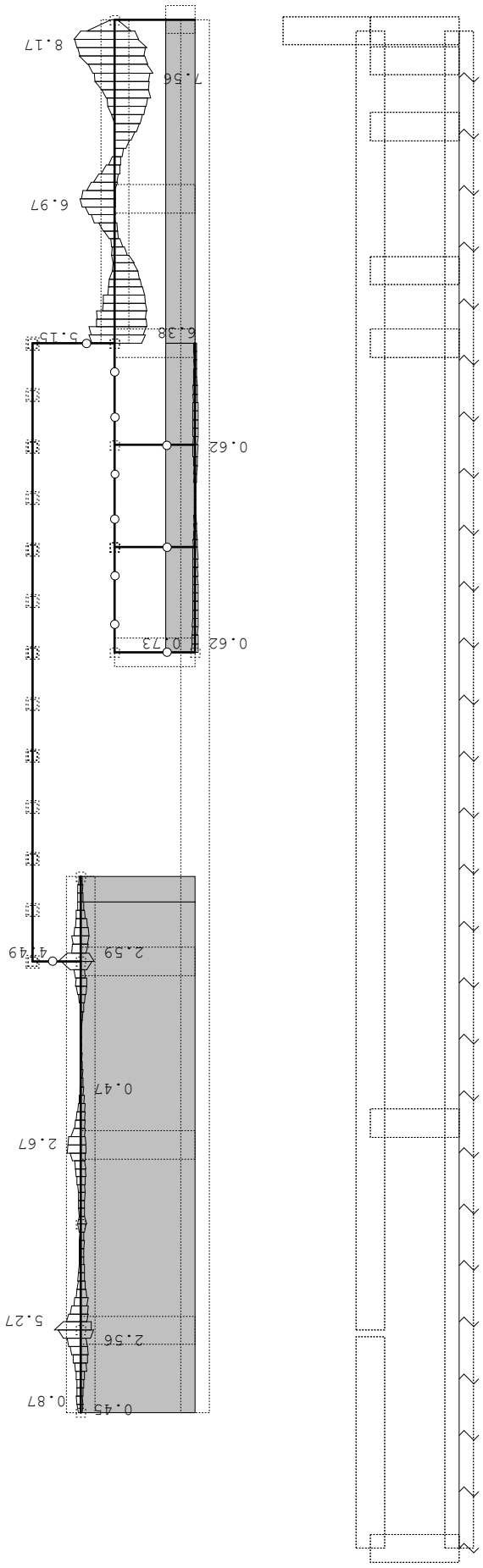

Merodajna obtežba: Kompletna shema
EC2 (EN 1992-1-1:2004), C 25, S500H

Okvir: H_18
Armatura v gredah: max Aa2/Aa1= 8.17 / 7.56 cm²

Dimenzioniranje (beton)

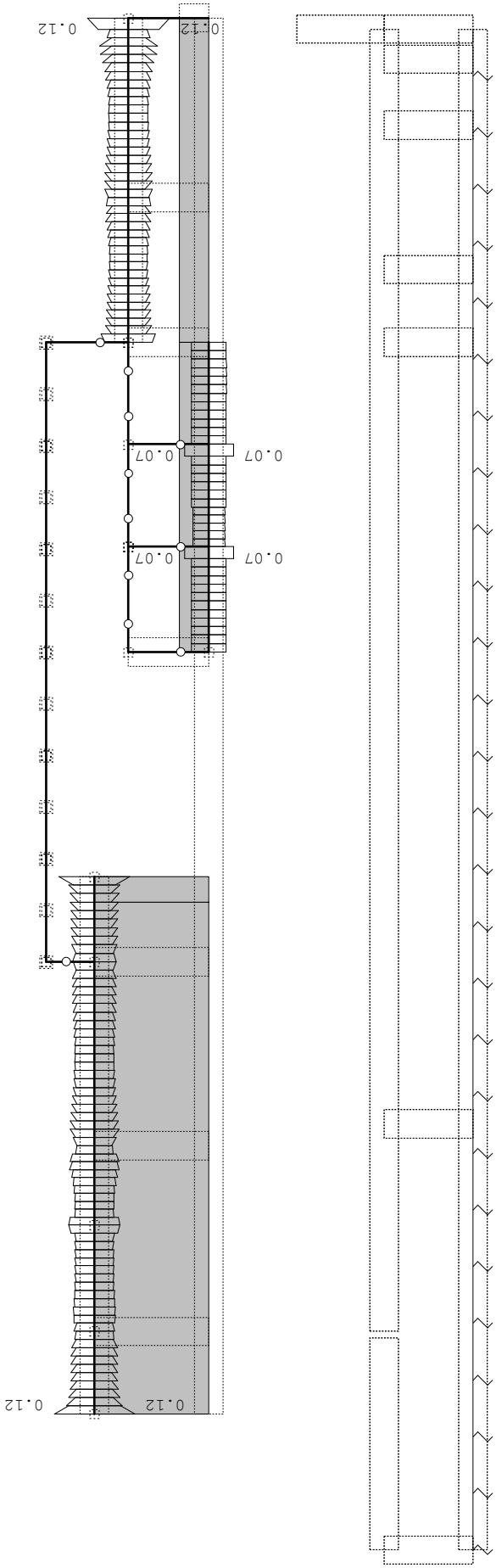

Merodajna obtežba: Kompletna shema
EC2 (EN 1992-1-1:2004), C 25, S500H

Okvir: H_18
Armatura v gredah: max Aa3/Aa4= 0.12 / 0.12 cm²

Dimenzioniranje (beton)

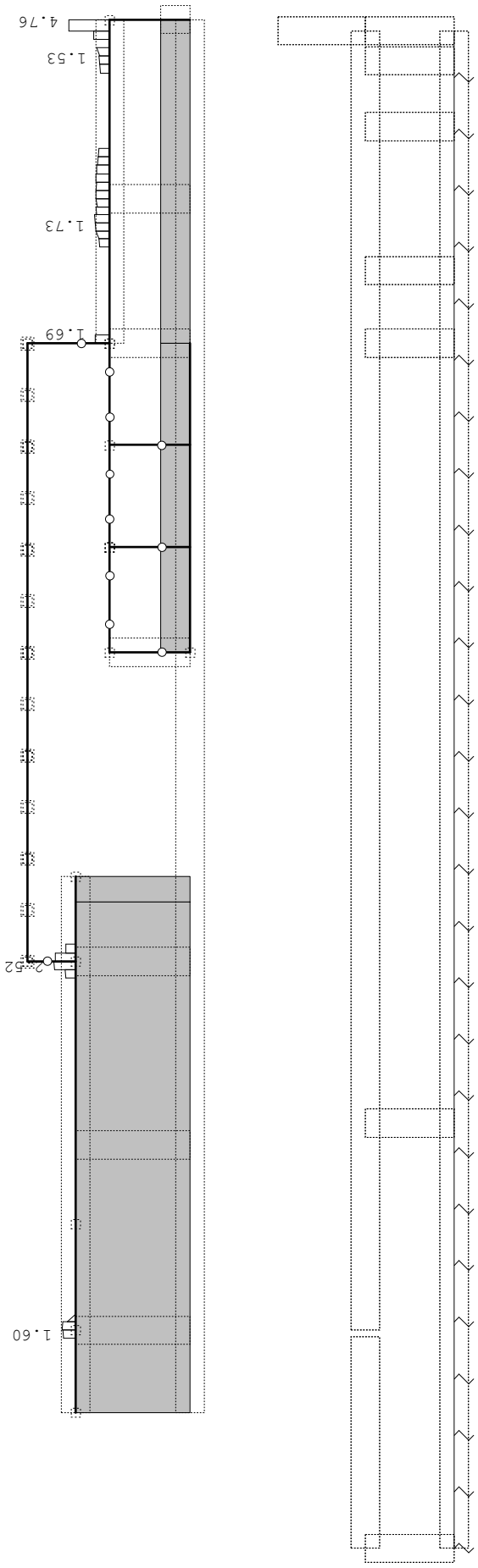

Merodajna obtežba: Kompletna shema
EC2 (EN 1992-1-1:2004), C 25, S500H

Okvir: H_18
Armatura v gredah: max Aa,st= 4.76 cm²

Dimenzioniranje (beton)



Merodajna obtežba: Kompletna shema
EC2 (EN 1992-1-1:2004), C 25, S500N, a=4.00 cm

Okvir: H_19
Aa - sp.cona - Smer 1 - max Aa1,s= 5.38 cm²/m

Dimenzioniranje (beton)



Merodajna obtežba: Kompletna shema
EC2 (EN 1992-1-1:2004), C 25, S500N, a=4.00 cm

Okvir: H_19
Aa - sp.cona - Smer 2 - max Aa2,s= 3.73 cm²/m

Dimenzioniranje (beton)



Merodajna obtežba: Kompletna shema
EC2 (EN 1992-1-1:2004), C 25, S500N, a=4.00 cm

Okvir: H_20
Aa - sp.cona - Smer 1 - max Aa1,s= 4.62 cm²/m

Dimenzioniranje (beton)



Merodajna obtežba: Kompletna shema
EC2 (EN 1992-1-1:2004), C 25, S500N, a=4.00 cm

Okvir: H_20
Aa - sp.cona - Smer 2 - max Aa2,s= 3.91 cm²/m

Dimenzioniranje (beton)

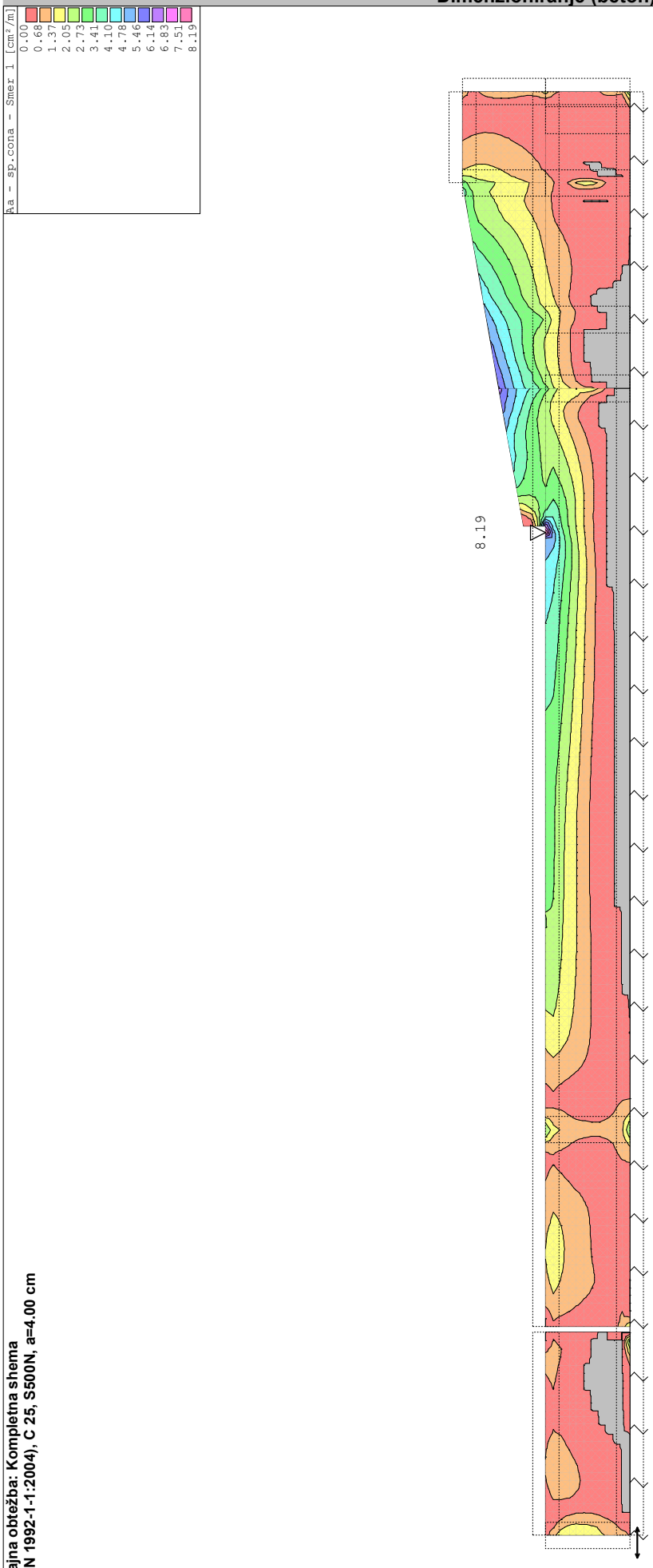

Merodajna obtežba: Kompletna shema
EC2 (EN 1992-1-1:2004), C 25, S500N, a=4.00 cm

Okvir: H_21
Aa - sp.cona - Smer 1 - max Aa1,s= 8.19 cm²/m

Dimenzioniranje (beton)

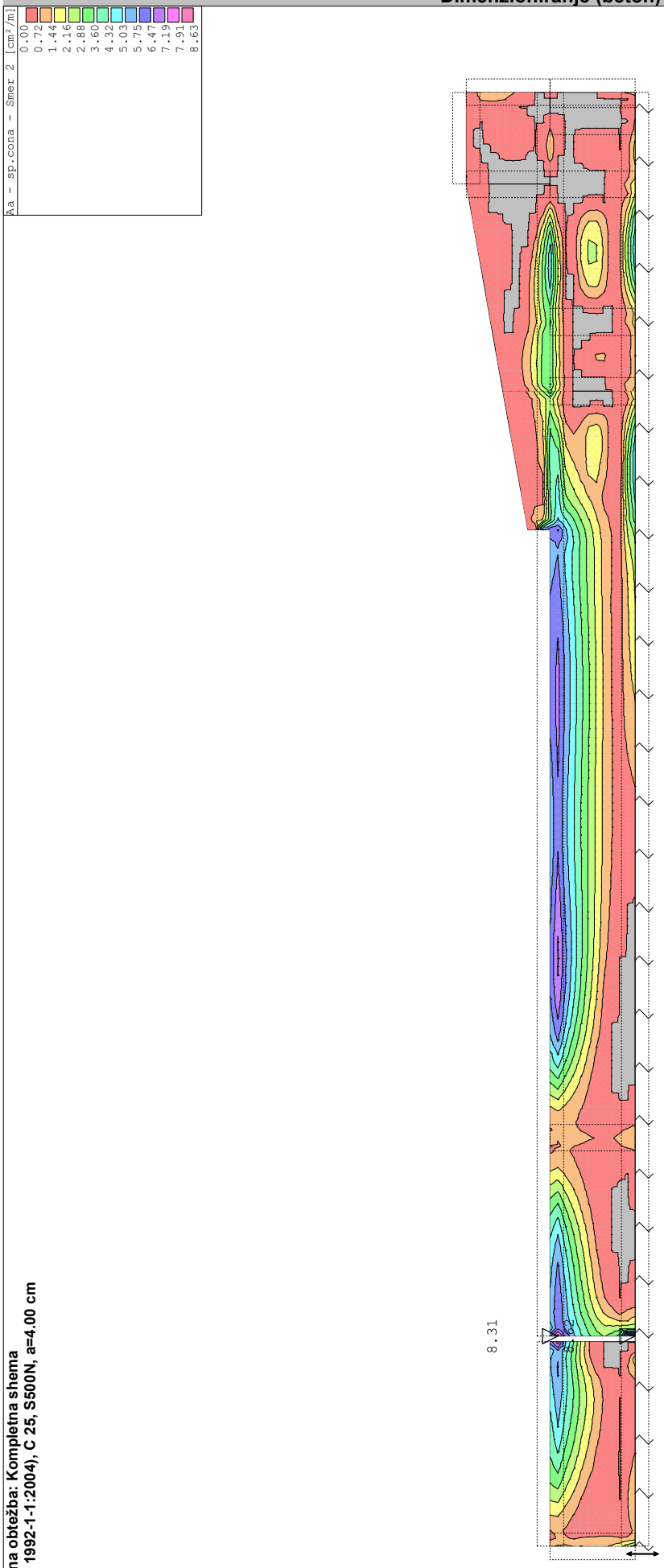

Merodajna obtežba: Kompletna shema
EC2 (EN 1992-1-1:2004), C 25, S500N, a=4.00 cm

Okvir: H_21
Aa - sp.cona - Smer 2 - max Aa2,s= 8.62 cm²/m

Dimenzioniranje (beton)

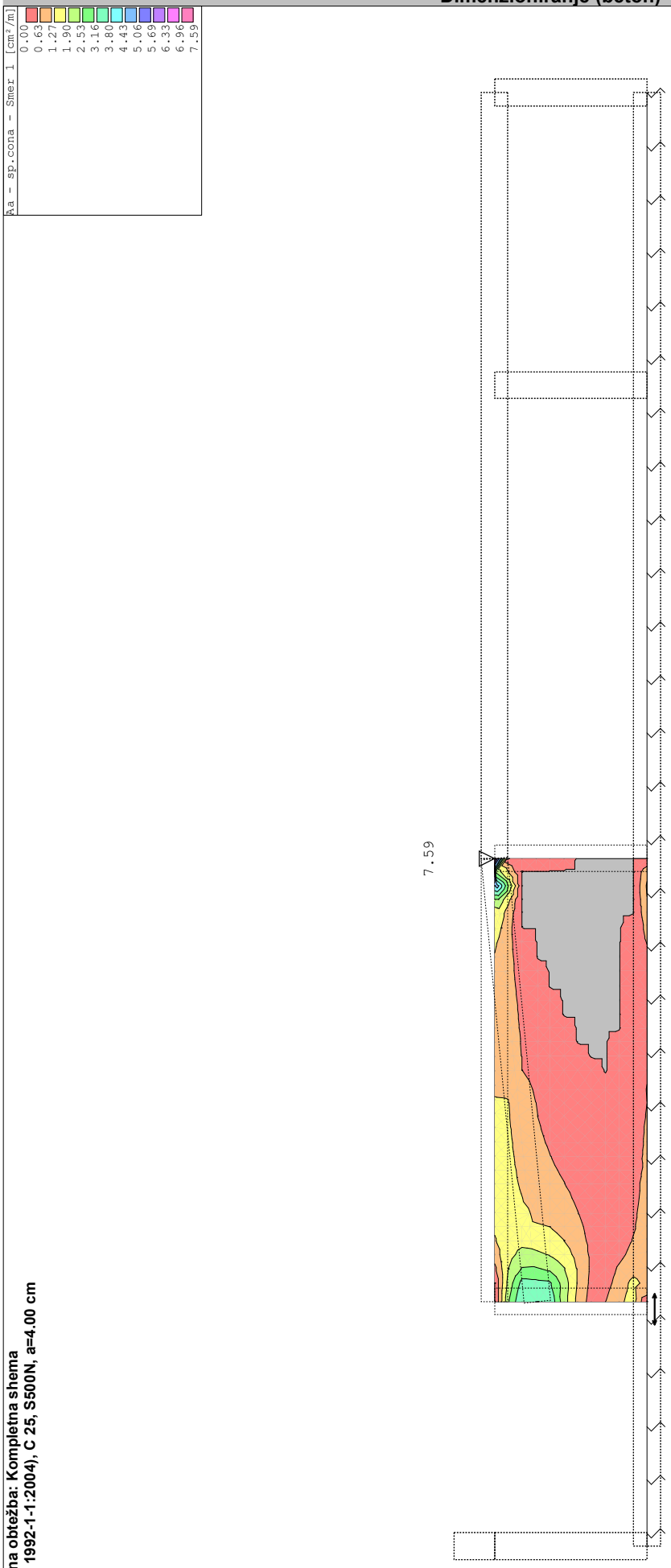

Merodajna obtežba: Kompletna shema
EC2 (EN 1992-1-1:2004), C 25, S500N, a=4.00 cm

Okvir: V_1
Aa - sp.cona - Smer 1 - max Aa1,s= 7.59 cm²/m

Dimenzioniranje (beton)

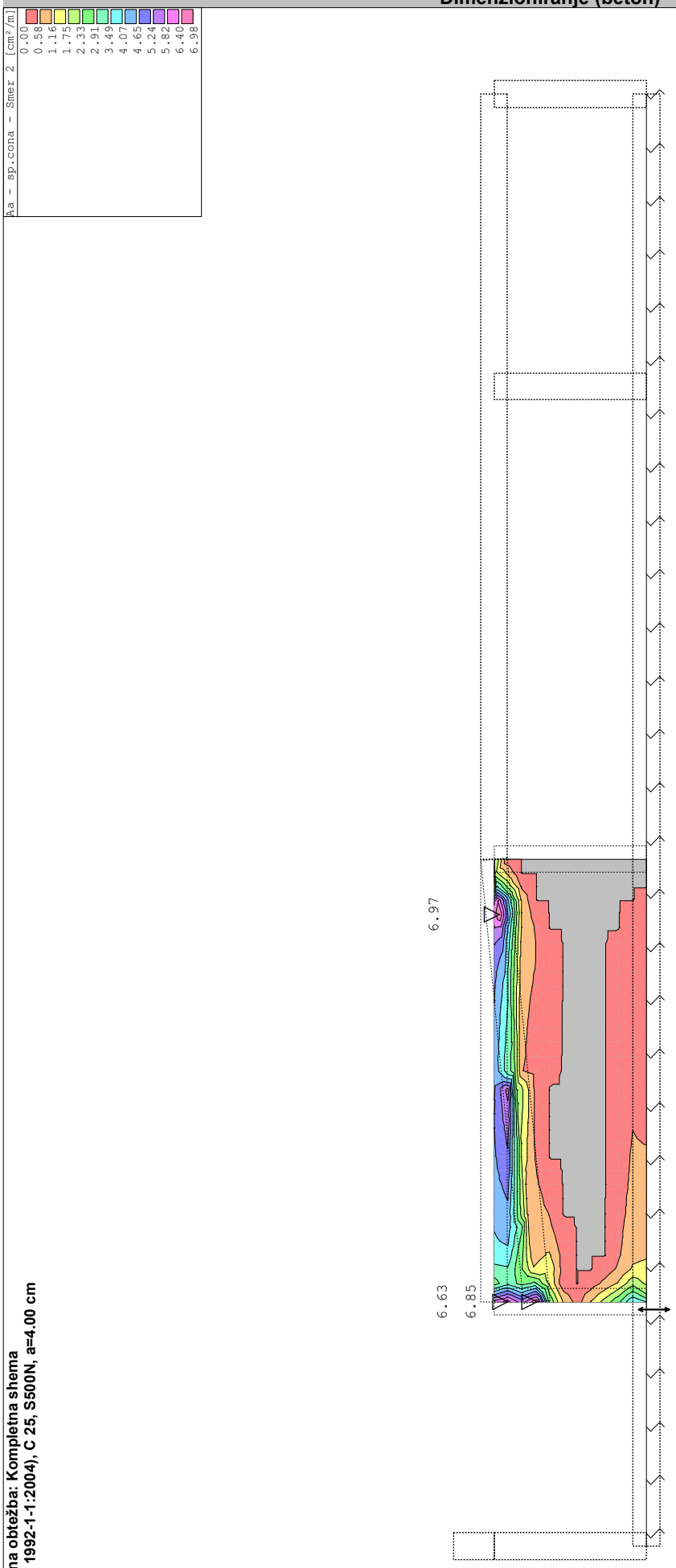

Merodajna obtežba: Kompletna shema
EC2 (EN 1992-1-1:2004), C 25, S500N, a=4.00 cm

Okvir: V_1
Aa - sp.cona - Smer 2 - max Aa2,s= 6.97 cm²/m

Dimenzioniranje (beton)

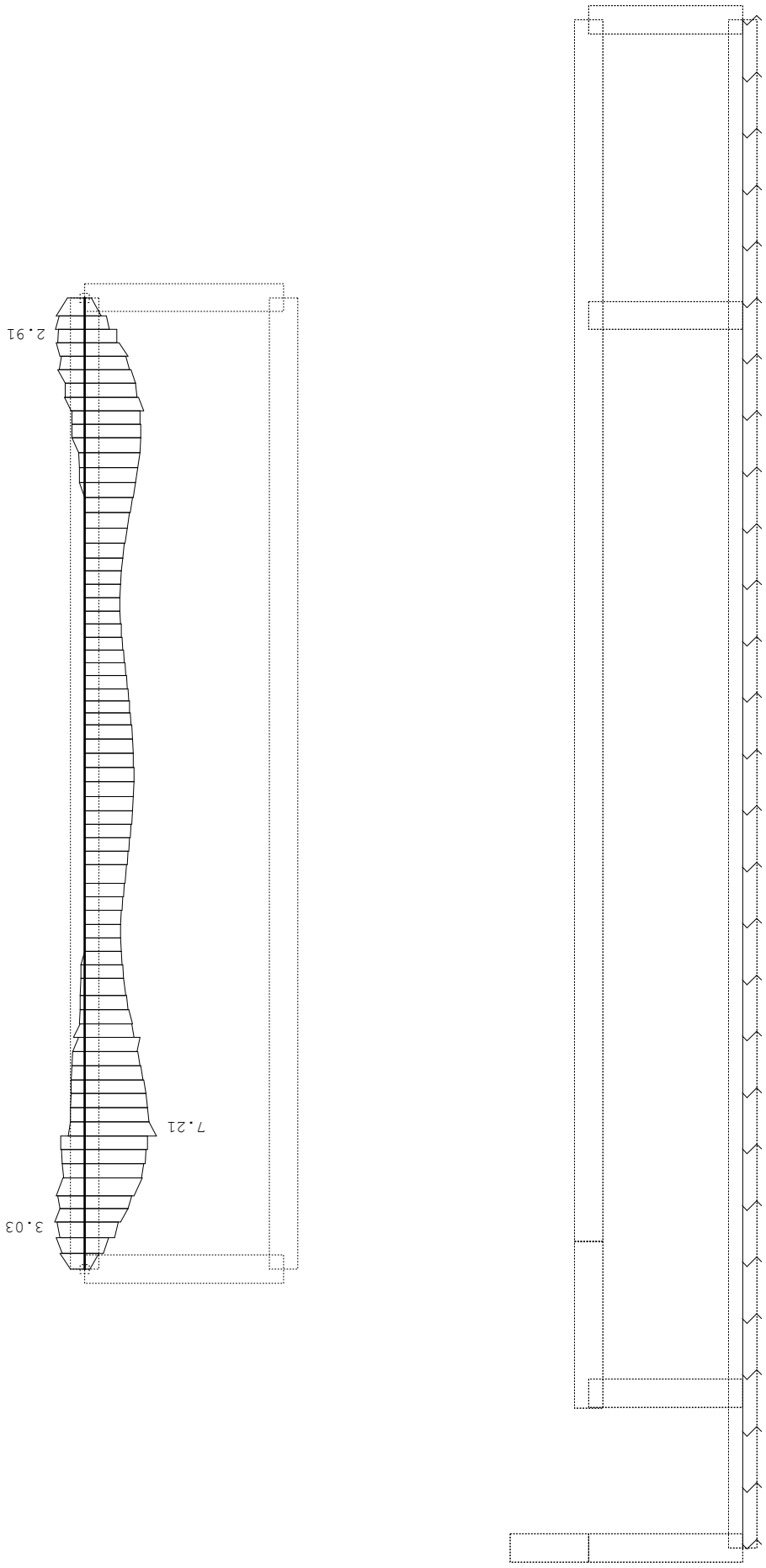

Merodajna obtežba: Kompletna shema
EC2 (EN 1992-1-1:2004), C 25, S500H

Okvir: V_2
Armatura v gredah: max Aa2/Aa1= 3.03 / 7.21 cm²

Dimenzioniranje (beton)



Merodajna obtežba: Kompletna shema
EC2 (EN 1992-1-1:2004), C 25, S500H

Okvir: V_2
Armatura v gredah: max Aa3/Aa4= 0.05 / 0.05 cm²

Dimenzioniranje (beton)



Merodajna obtežba: Kompletna shema
EC2 (EN 1992-1-1:2004), C 25, S500H

Okvir: V_2
Armatura v gredah: max Aa,st= 1.33 cm²

Dimenzioniranje (beton)

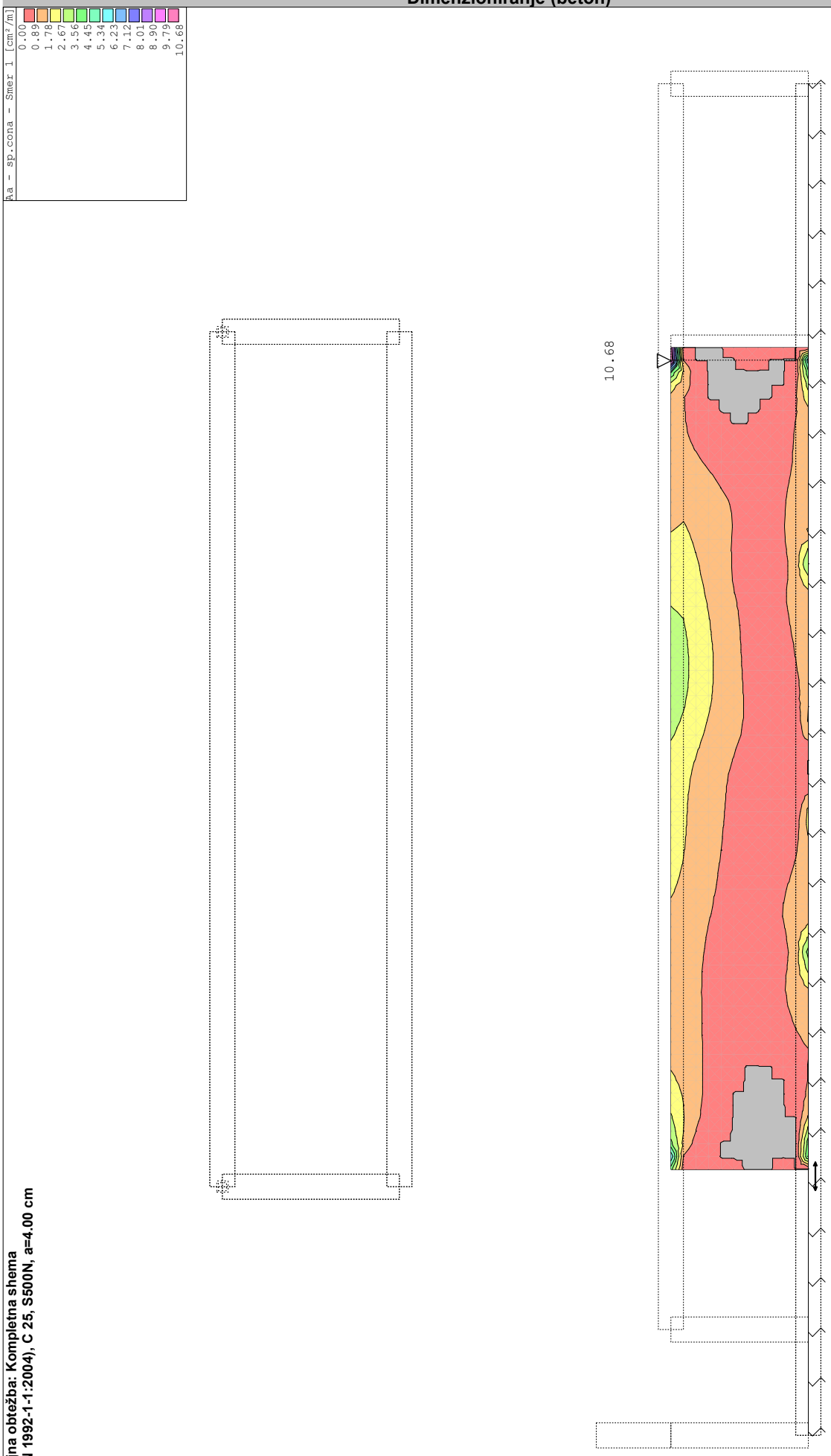

Merodajna obtežba: Kompletna shema
EC2 (EN 1992-1-1:2004), C 25, S500N, a=4.00 cm

Okvir: V_3
Aa - sp.cona - Smer 1 - max Aa1,s= 10.68 cm²/m

Dimenzioniranje (beton)

Merodajna obtežba: Kompletna shema
EC2 (EN 1992-1-1:2004), C 25, S500N, a=4.00 cm

Okvir: V_3
Aa - sp.cona - Smer 2 - max Aa2,s= 11.12 cm²/m

Dimenzioniranje (beton)

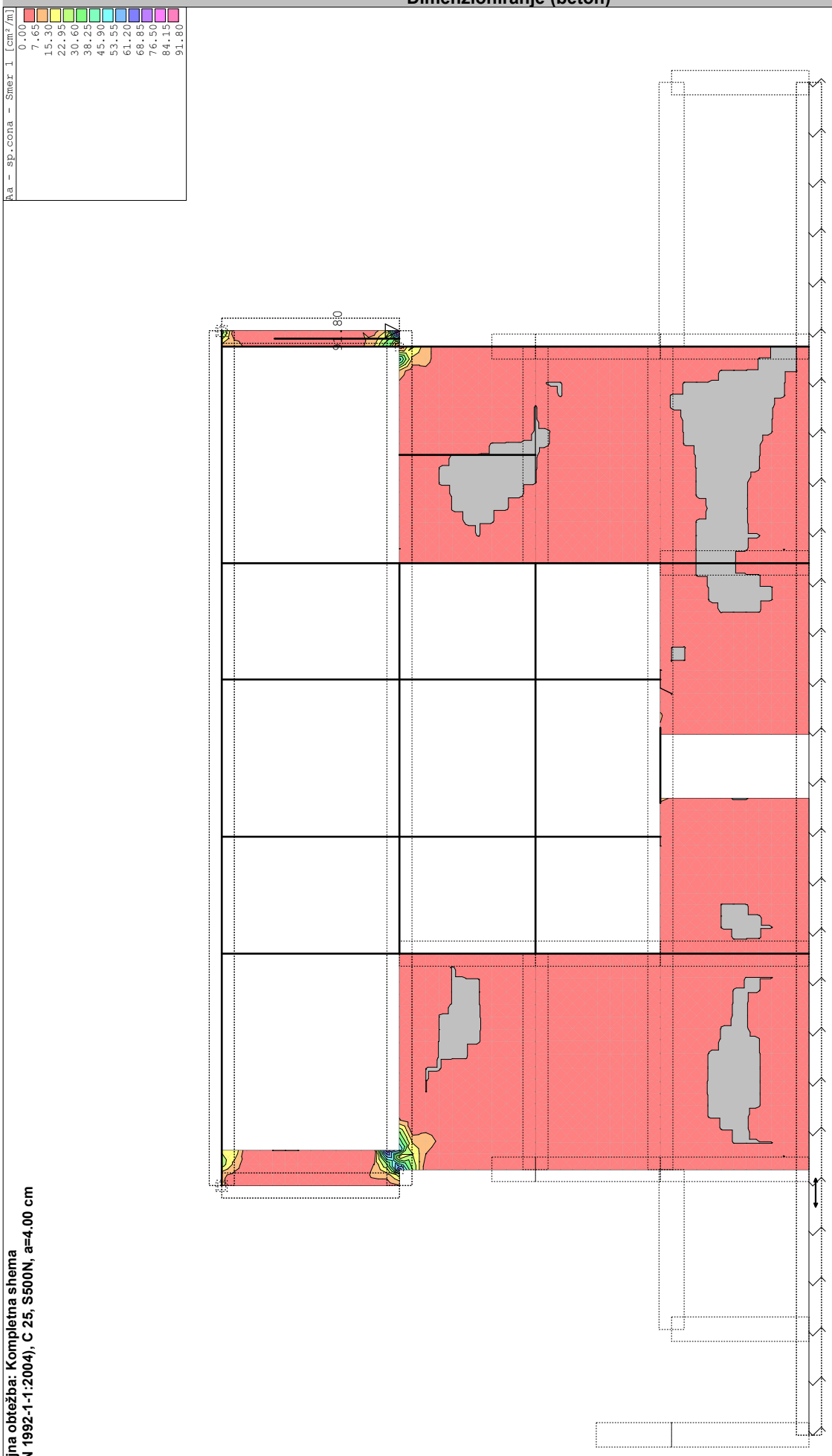

Merodajna obtežba: Kompletna shema
EC2 (EN 1992-1-1:2004), C 25, S500N, a=4.00 cm

Okvir: V_4
Aa - sp.cona - Smer 1 - max Aa1,s= 91.80 cm²/m

Dimenzioniranje (beton)

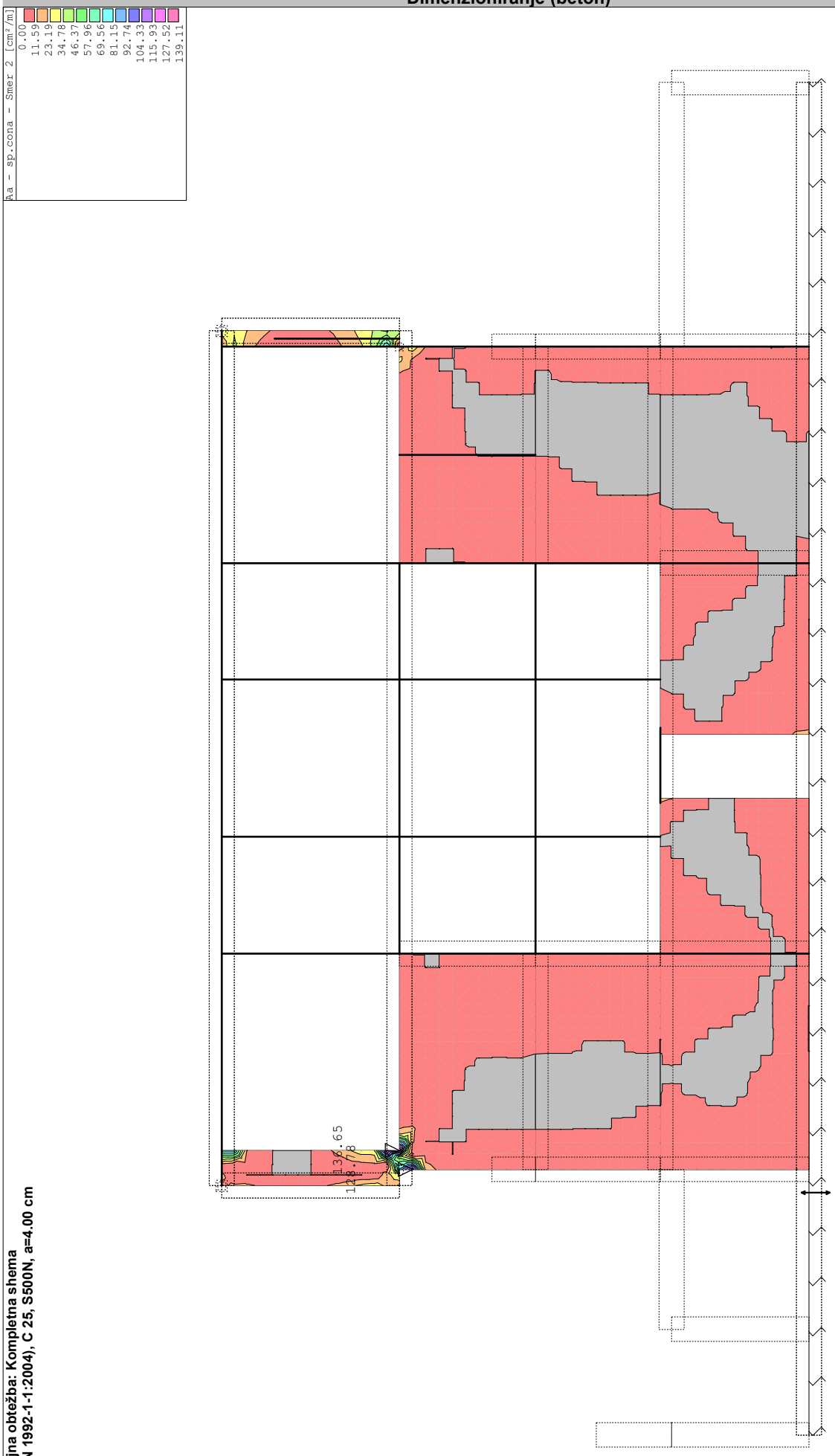

Merodajna obtežba: Kompletna shema
EC2 (EN 1992-1-1:2004), C 25, S500N, a=4.00 cm

Okvir: V_4
Aa - sp.cona - Smer 2 - max Aa2,s= 139.10 cm²/m

Dimenzioniranje (beton)

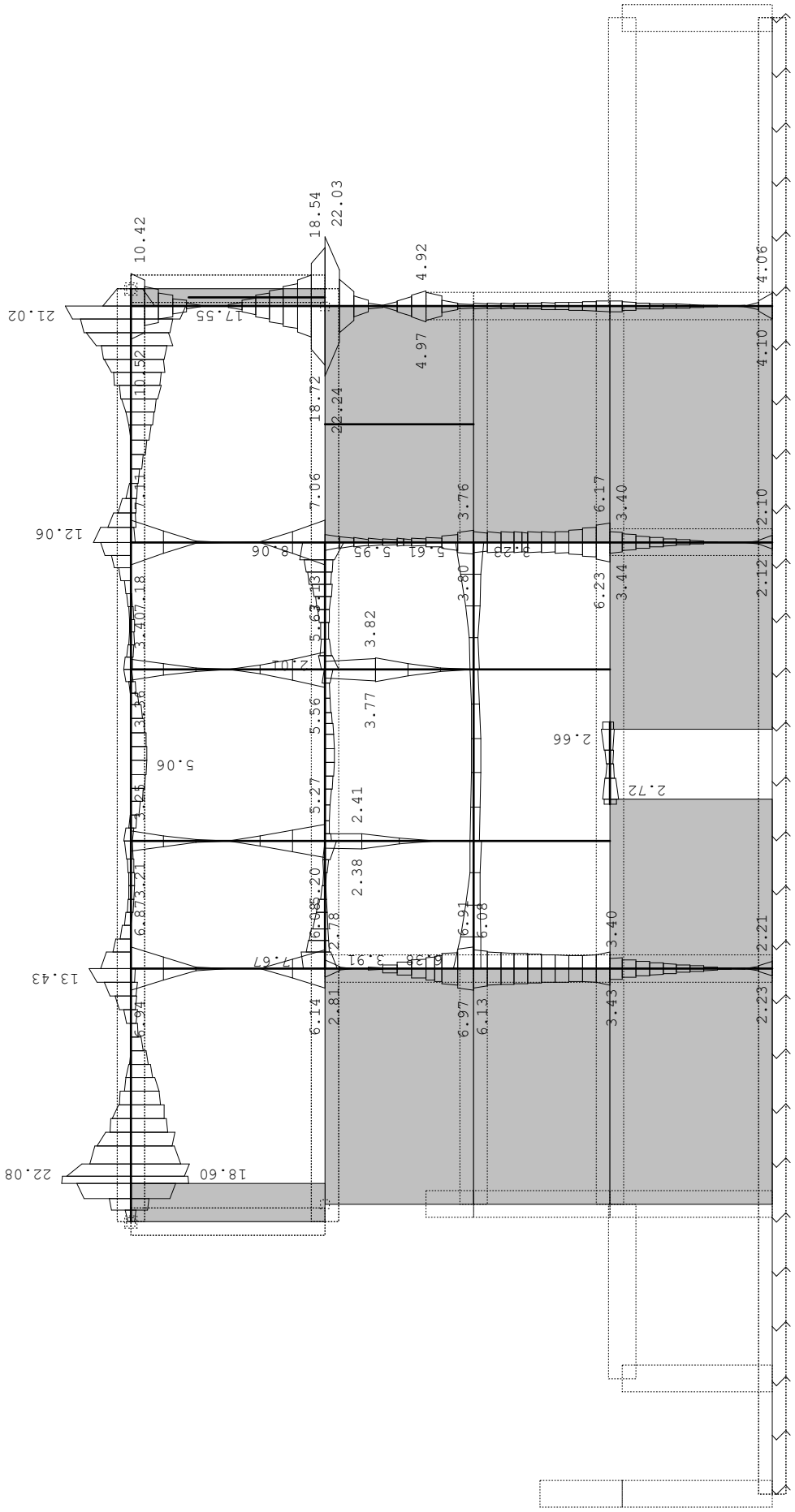

Merodajna obtežba: Kompletna shema
EC2 (EN 1992-1-1:2004), C 25, S500H

Okvir: V_4
Armatura v gredah: max Aa2/Aa1= 22.08 / 22.24 cm²

Dimenzioniranje (beton)

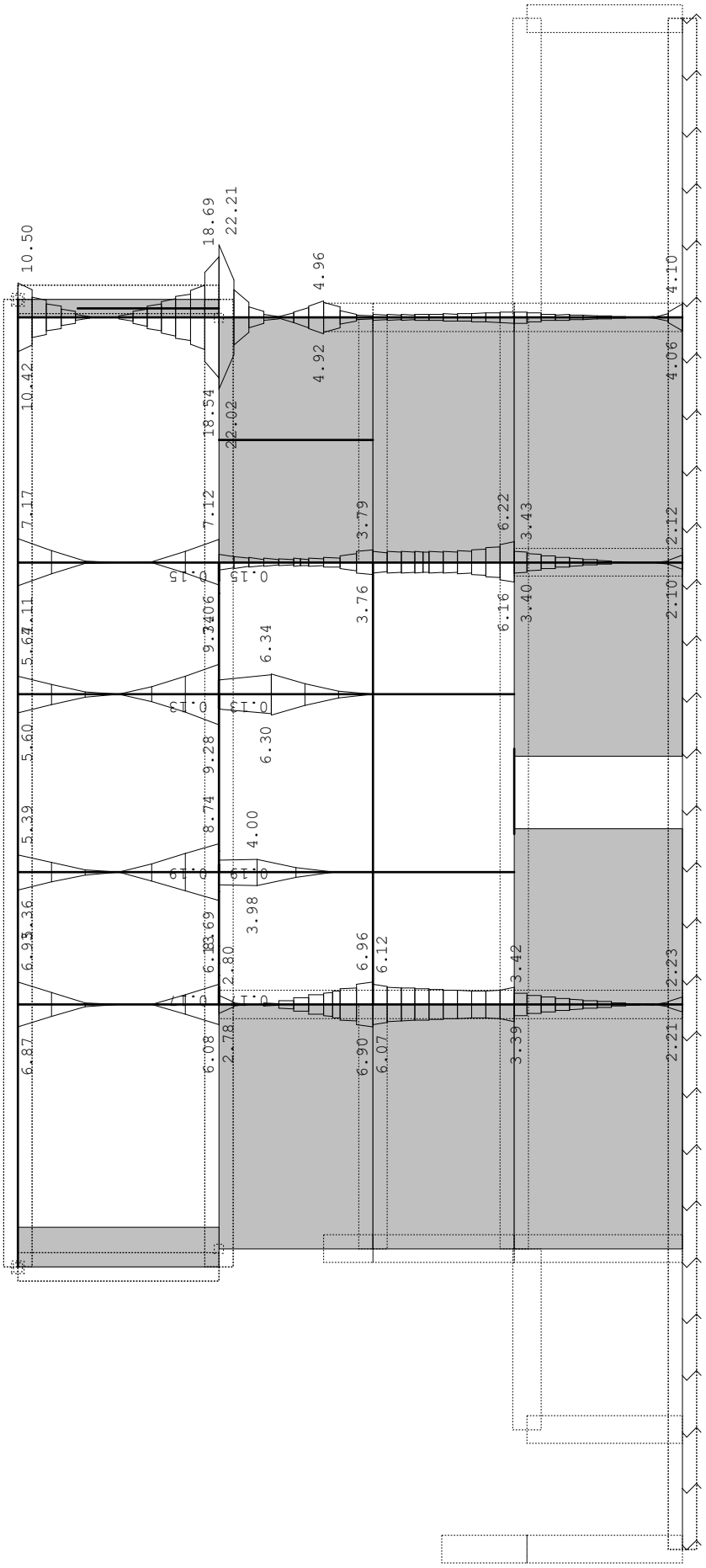

Merodajna obtežba: Kompletna shema
EC2 (EN 1992-1-1:2004), C 25, S500H

Okvir: V_4
Armatura v gredah: max Aa3/Aa4= 22.21 / 22.02 cm²

Dimenzioniranje (beton)

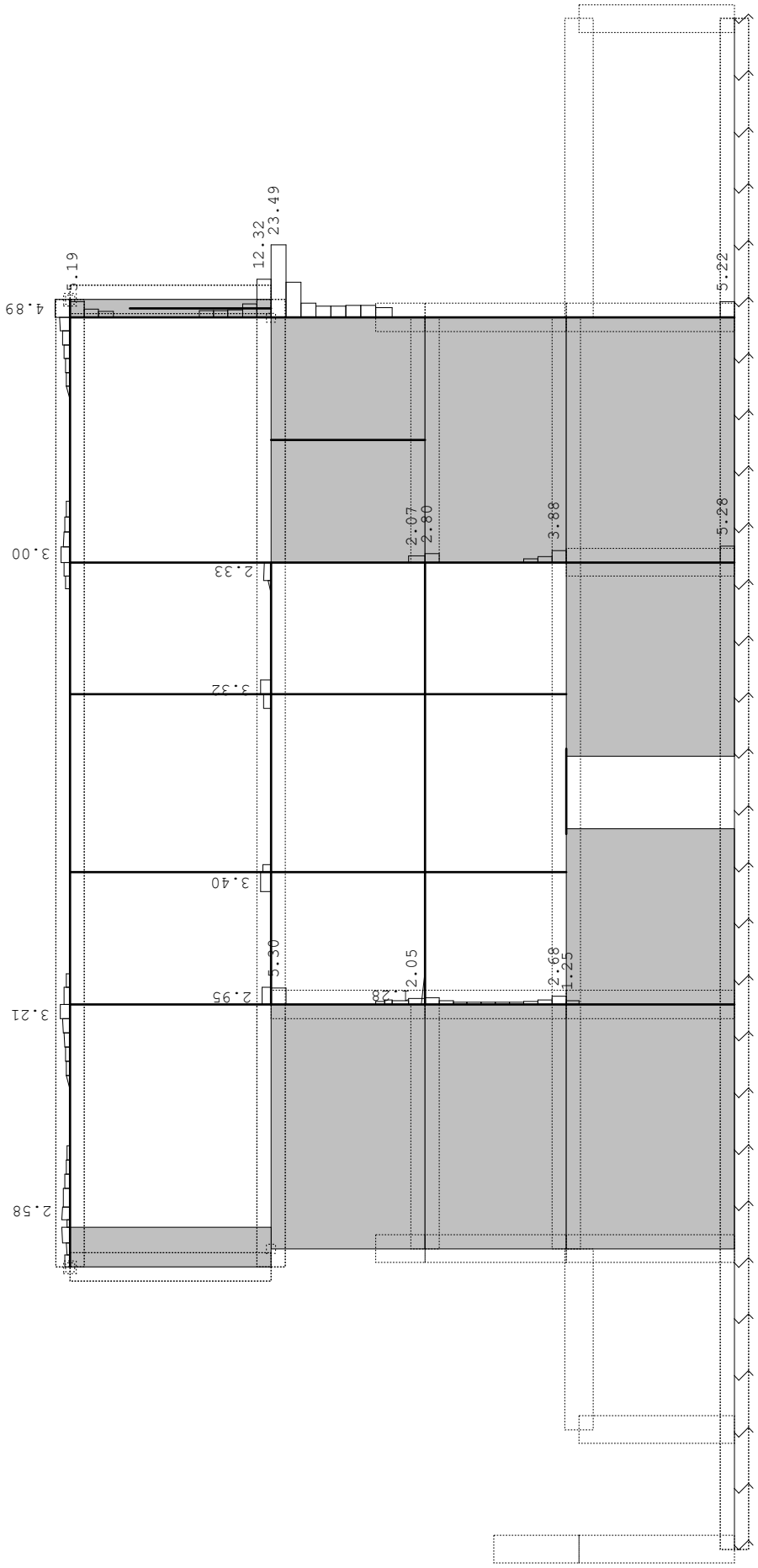

Merodajna obtežba: Kompletna shema
EC2 (EN 1992-1-1:2004), C 25, S500H

Okvir: V_4
Armatura v gredah: max Aa,st= 23.49 cm²

Dimenzioniranje (beton)

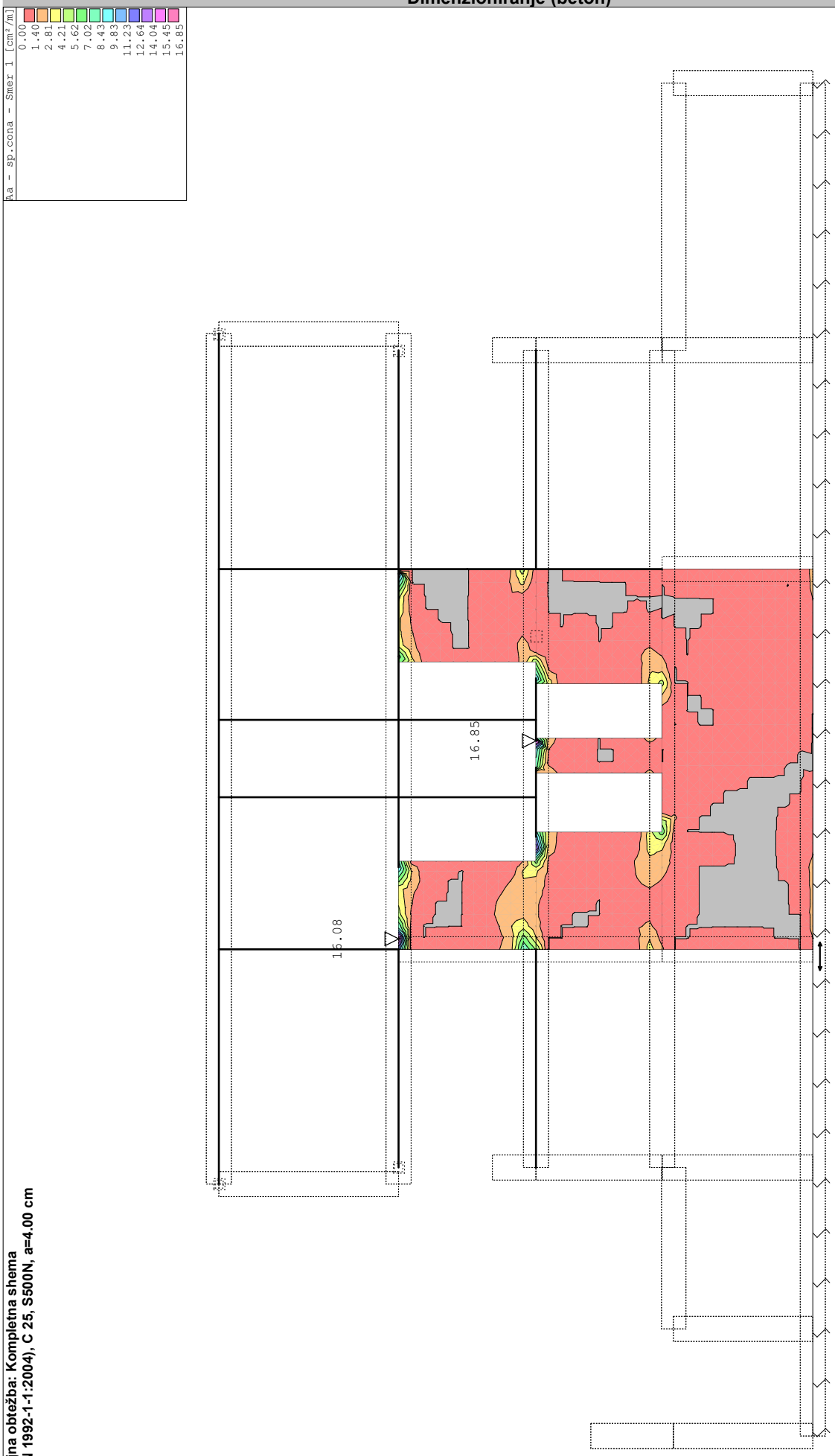

Merodajna obtežba: Kompletna shema
EC2 (EN 1992-1-1:2004), C 25, S500N, a=4.00 cm

Okvir: V_5
Aa - sp.cona - Smer 1 - max Aa1,s= 16.85 cm²/m

Dimenzioniranje (beton)

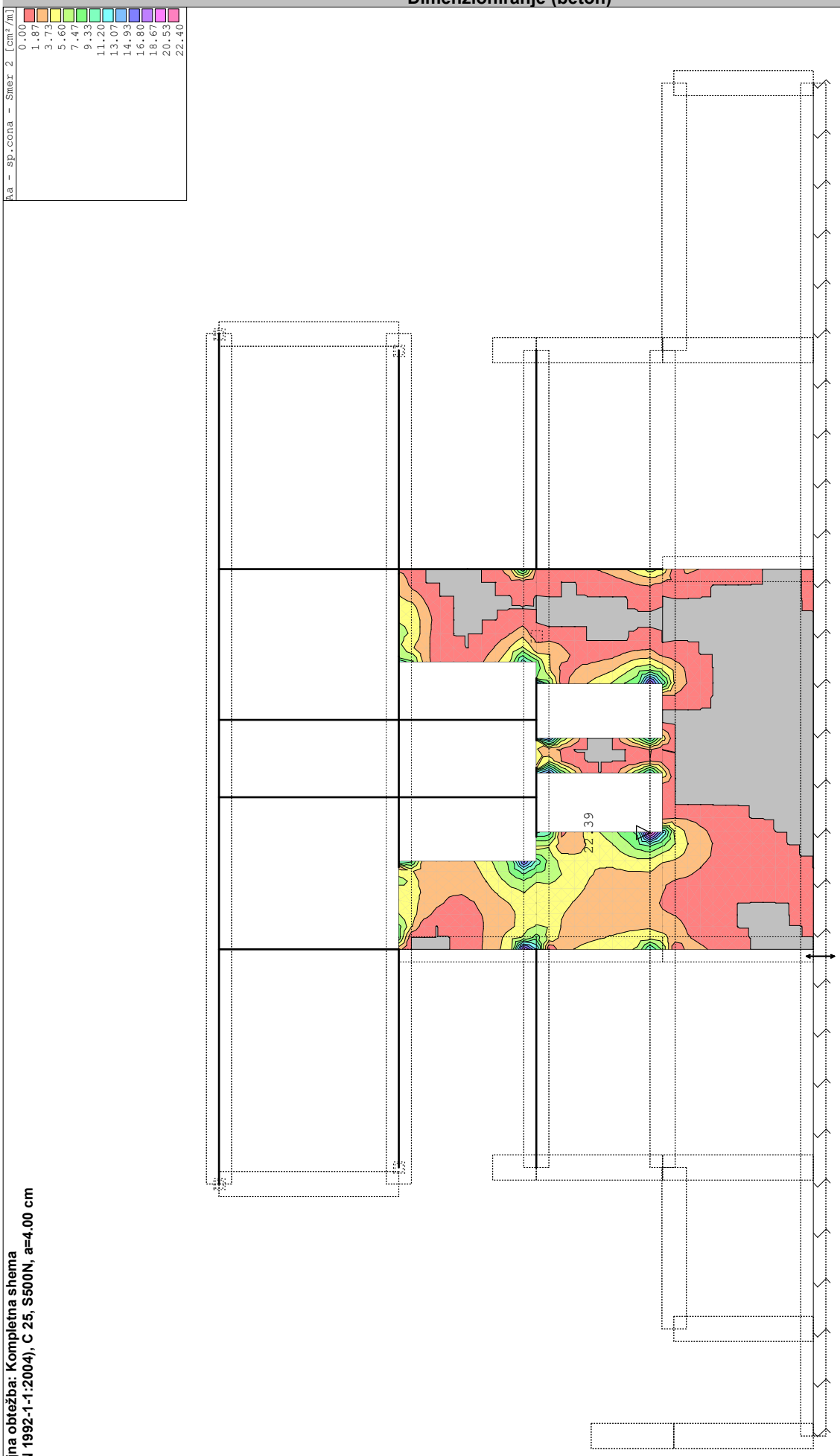

Merodajna obtežba: Kompletna shema
EC2 (EN 1992-1-1:2004), C 25, S500N, a=4.00 cm

Okvir: V_5
Aa - sp.cona - Smer 2 - max Aa2,s= 22.39 cm²/m

Dimenzioniranje (beton)

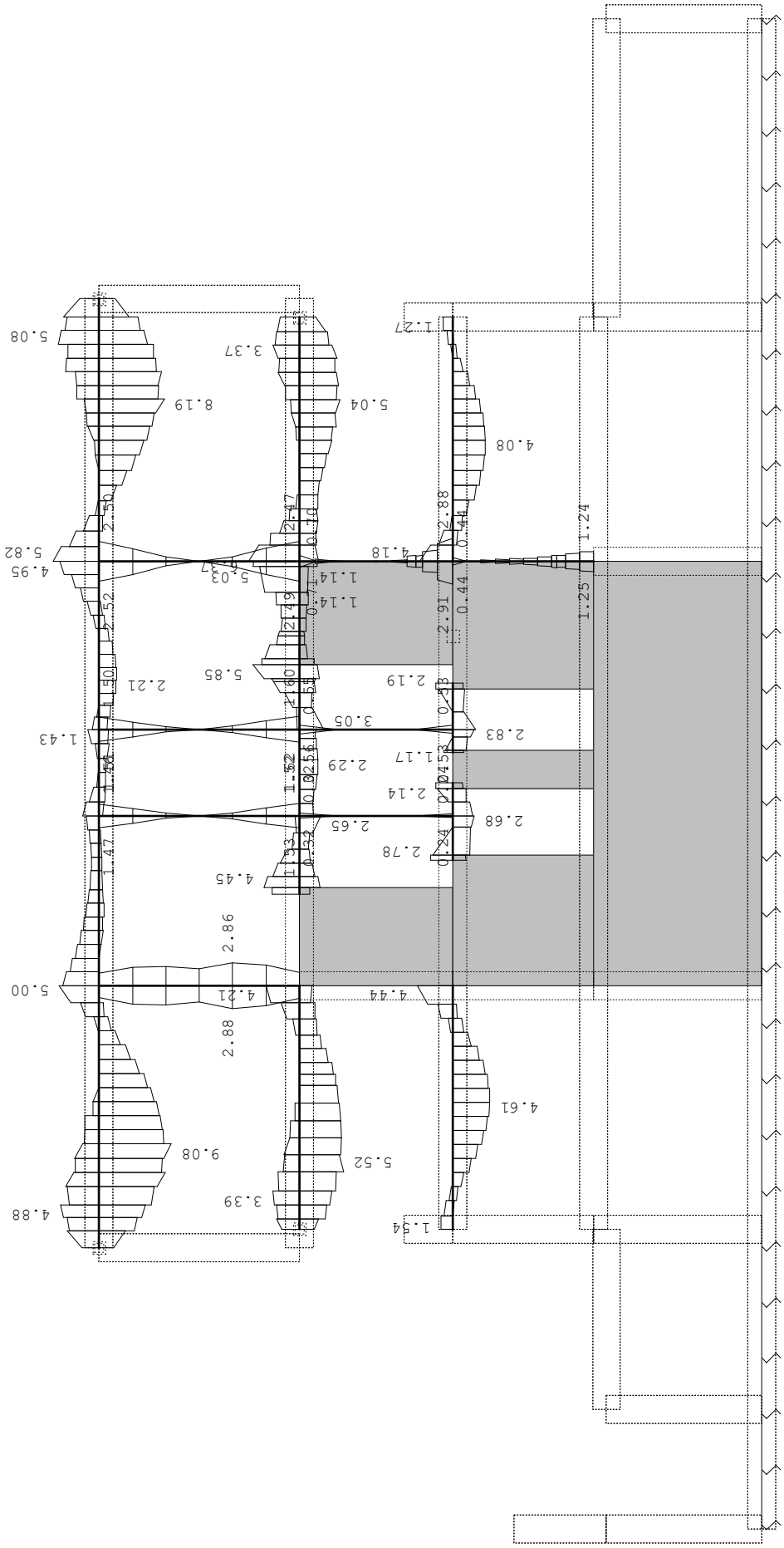

Merodajna obtežba: Kompletna shema
EC2 (EN 1992-1-1:2004), C 25, S500H

Okvir: V_5
Armatura v gredah: max Aa2/Aa1= 6.37 / 9.08 cm²

Dimenzioniranje (beton)

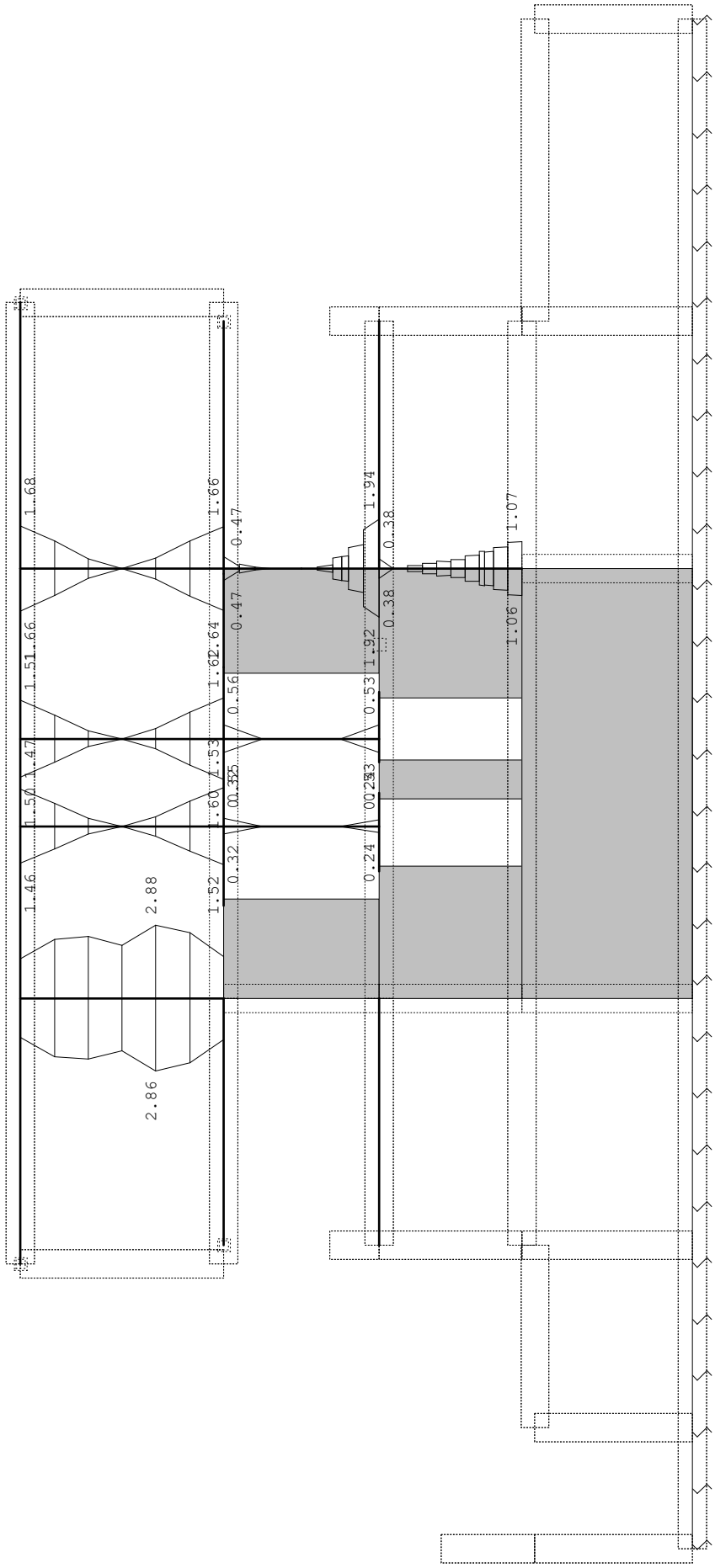

Merodajna obtežba: Kompletna shema
EC2 (EN 1992-1-1:2004), C 25, S500H

Okvir: V_5
Armatura v gredah: max Aa3/Aa4= 2.88 / 2.86 cm²

Dimenzioniranje (beton)

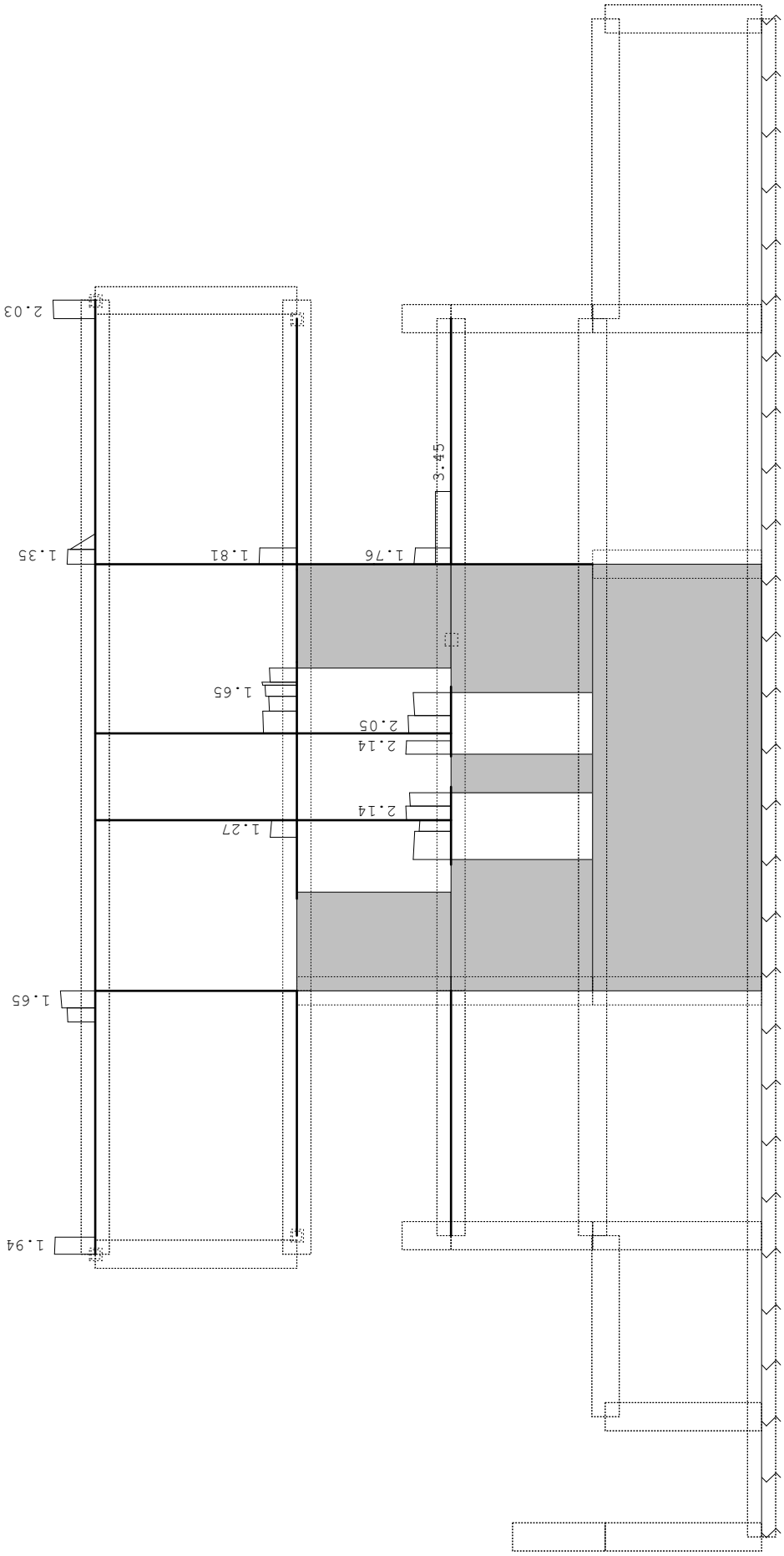

Merodajna obtežba: Kompletna shema
EC2 (EN 1992-1-1:2004), C 25, S500H

Okvir: V_5
Armatura v gredah: max Aa,st= 3.45 cm²

Dimenzioniranje (beton)

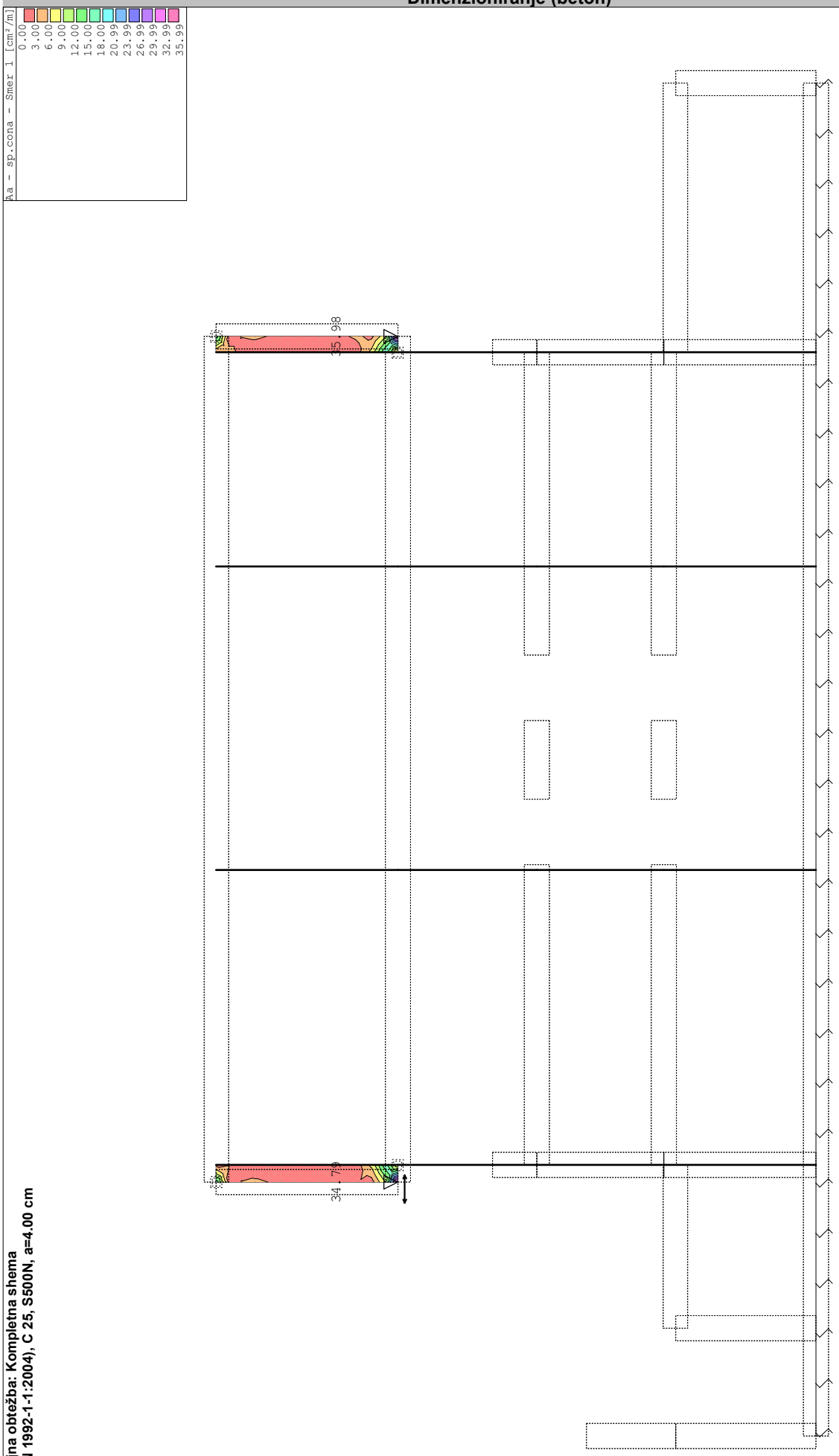

Merodajna obtežba: Kompletna shema
EC2 (EN 1992-1-1:2004), C 25, S500N, a=4.00 cm

Okvir: V_6
Aa - sp.cona - Smer 1 - max Aa1,s= 35.98 cm²/m

Dimenzioniranje (beton)

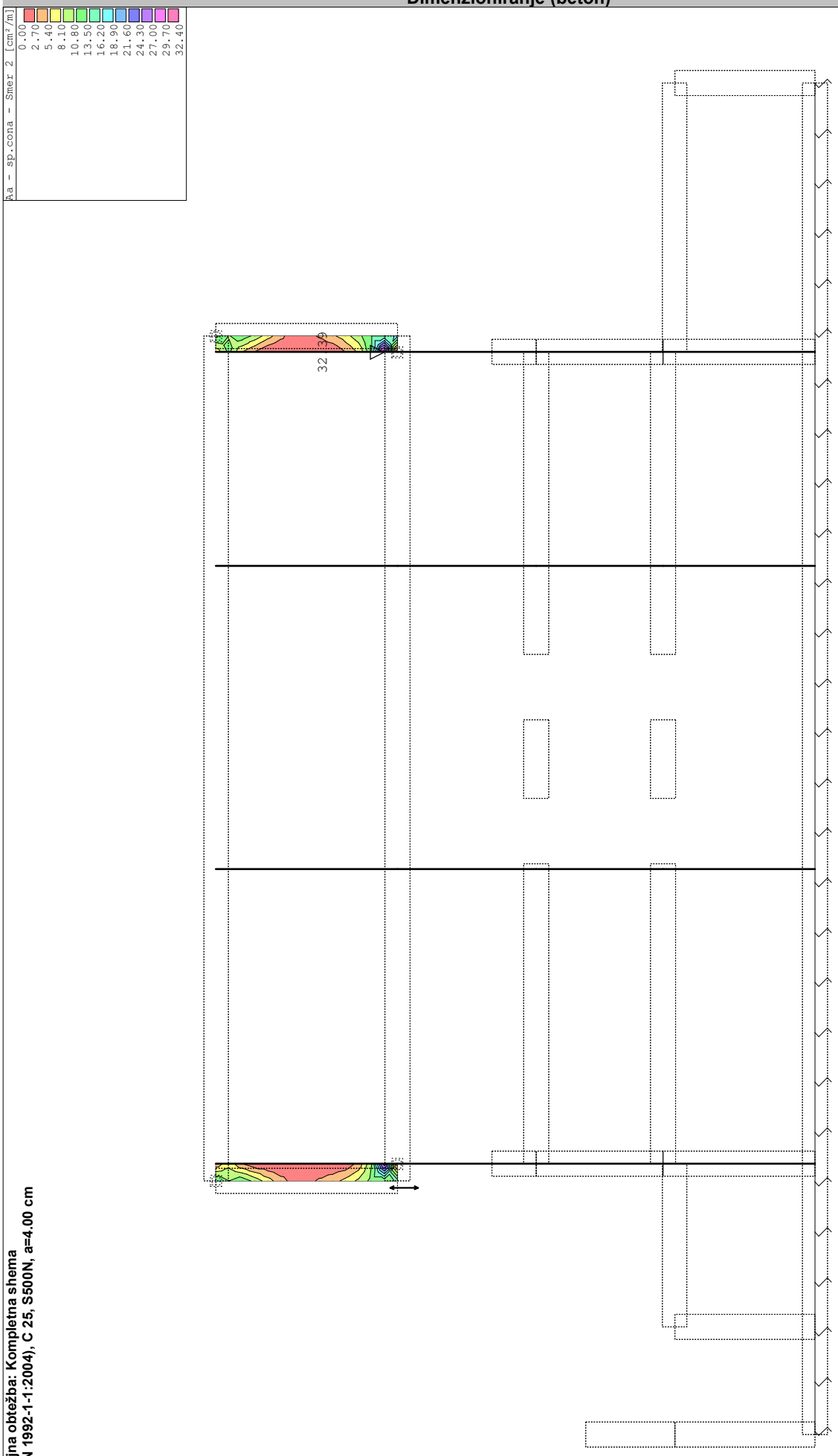

Merodajna obtežba: Kompletna shema
EC2 (EN 1992-1-1:2004), C 25, S500N, a=4.00 cm

Okvir: V_6
Aa - sp.cona - Smer 2 - max Aa2,s= 32.39 cm²/m

Dimenzioniranje (beton)

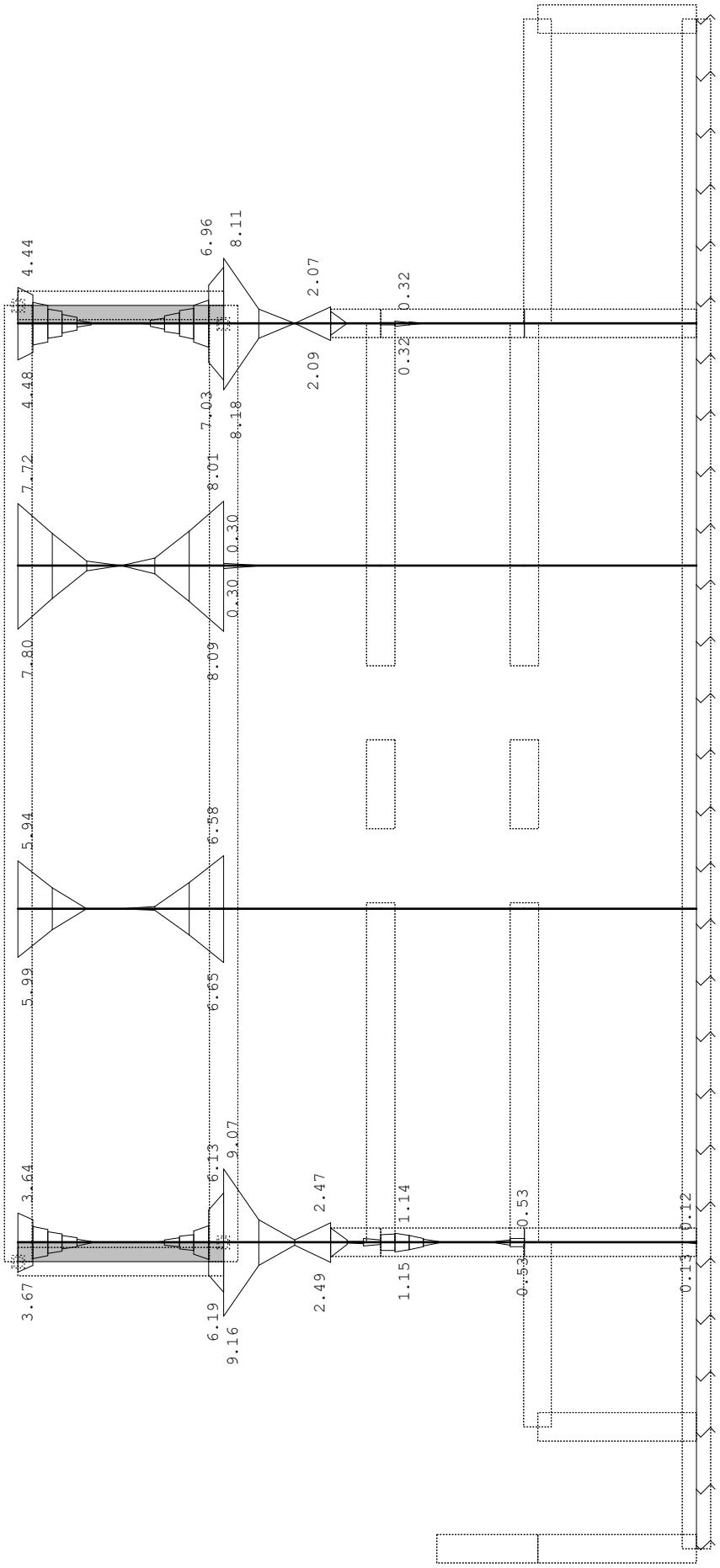

Merodajna obtežba: Kompletna shema
EC2 (EN 1992-1-1:2004), C 25, S500H

Okvir: V_6
Armatura v gredah: max Aa2/Aa1= 9.07 / 9.16 cm²

Dimenzioniranje (beton)

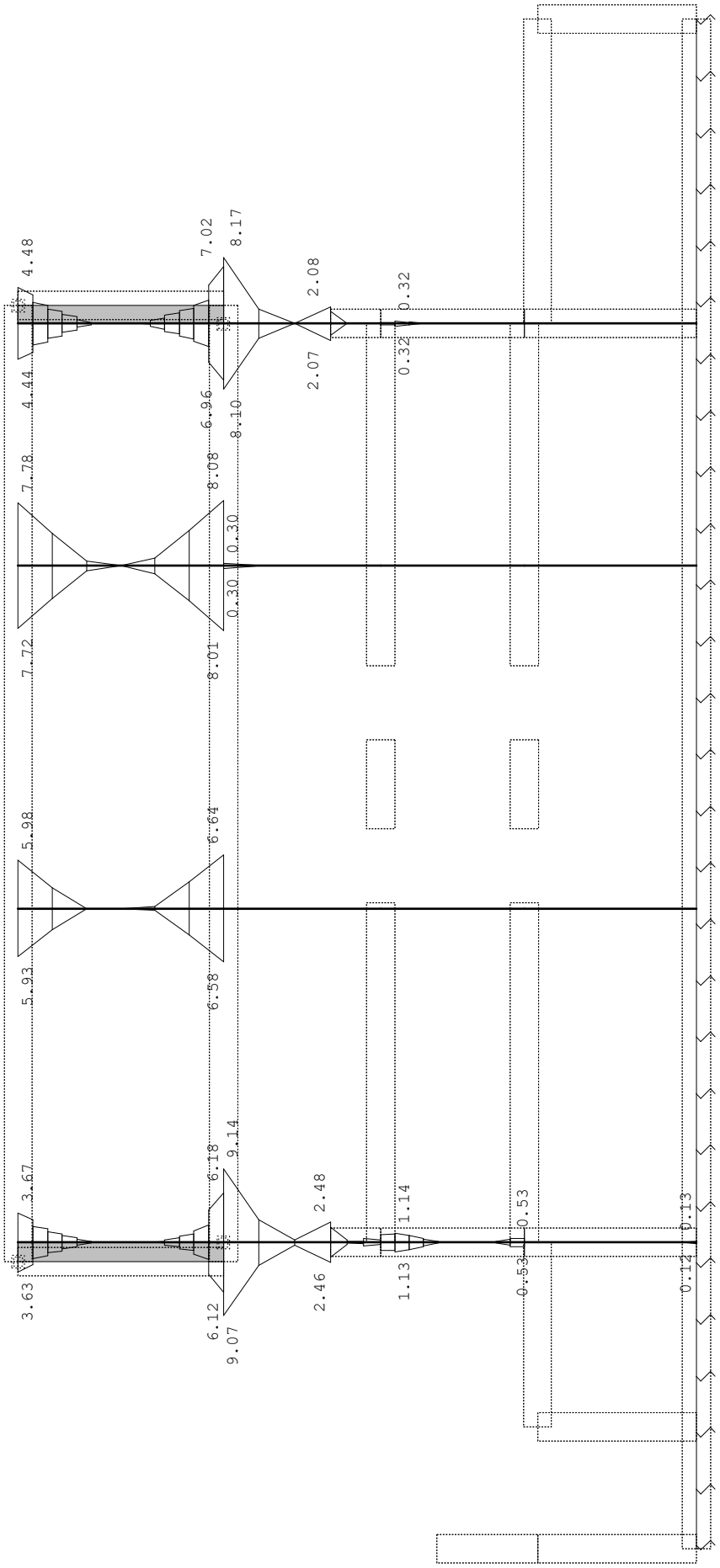

Merodajna obtežba: Kompletna shema
EC2 (EN 1992-1-1:2004), C 25, S500H

Okvir: V_6
Armatura v gredah: max Aa3/Aa4= 9.14 / 9.07 cm²

Dimenzioniranje (beton)

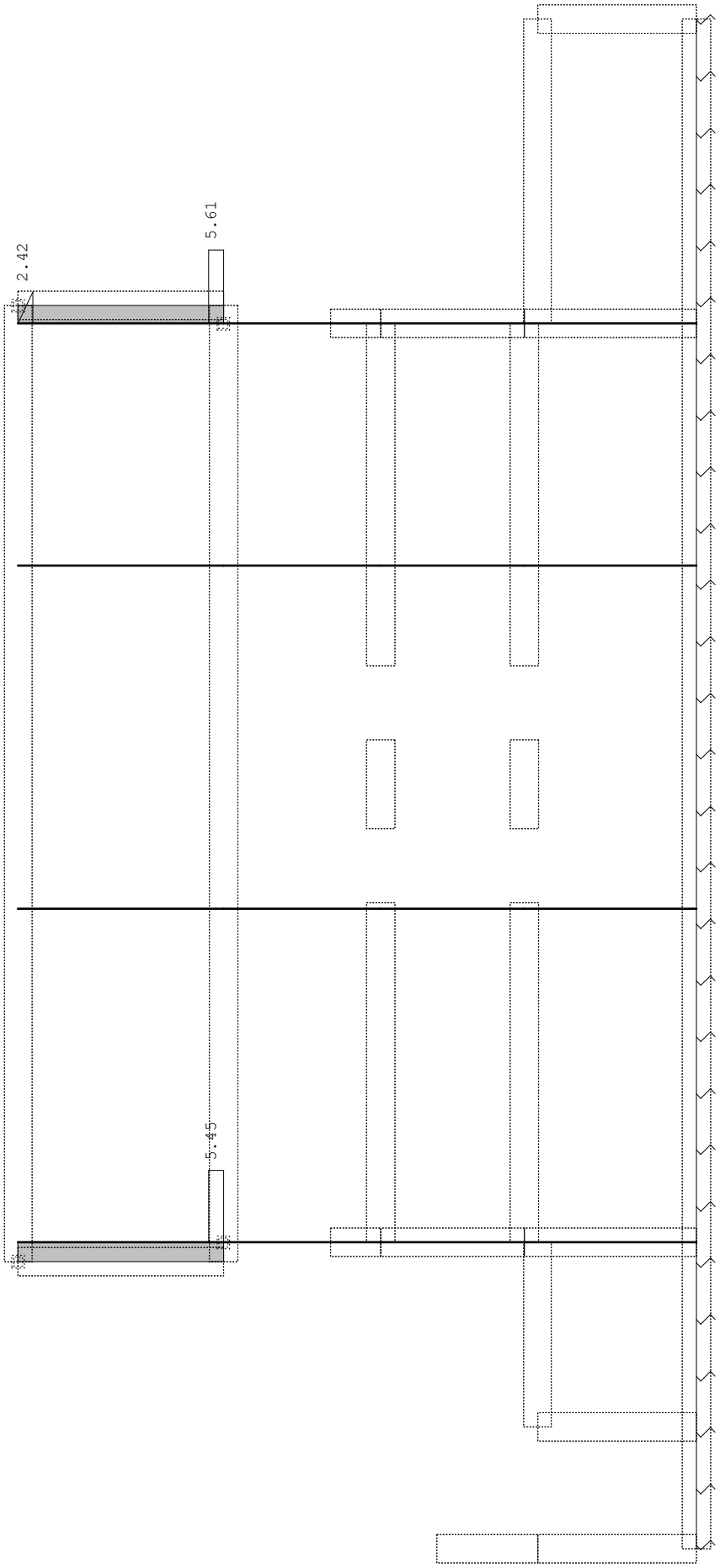

Merodajna obtežba: Kompletna shema
EC2 (EN 1992-1-1:2004), C 25, S500H

Okvir: V_6
Armatura v gredah: max Aa,st= 5.61 cm²

Dimenzioniranje (beton)

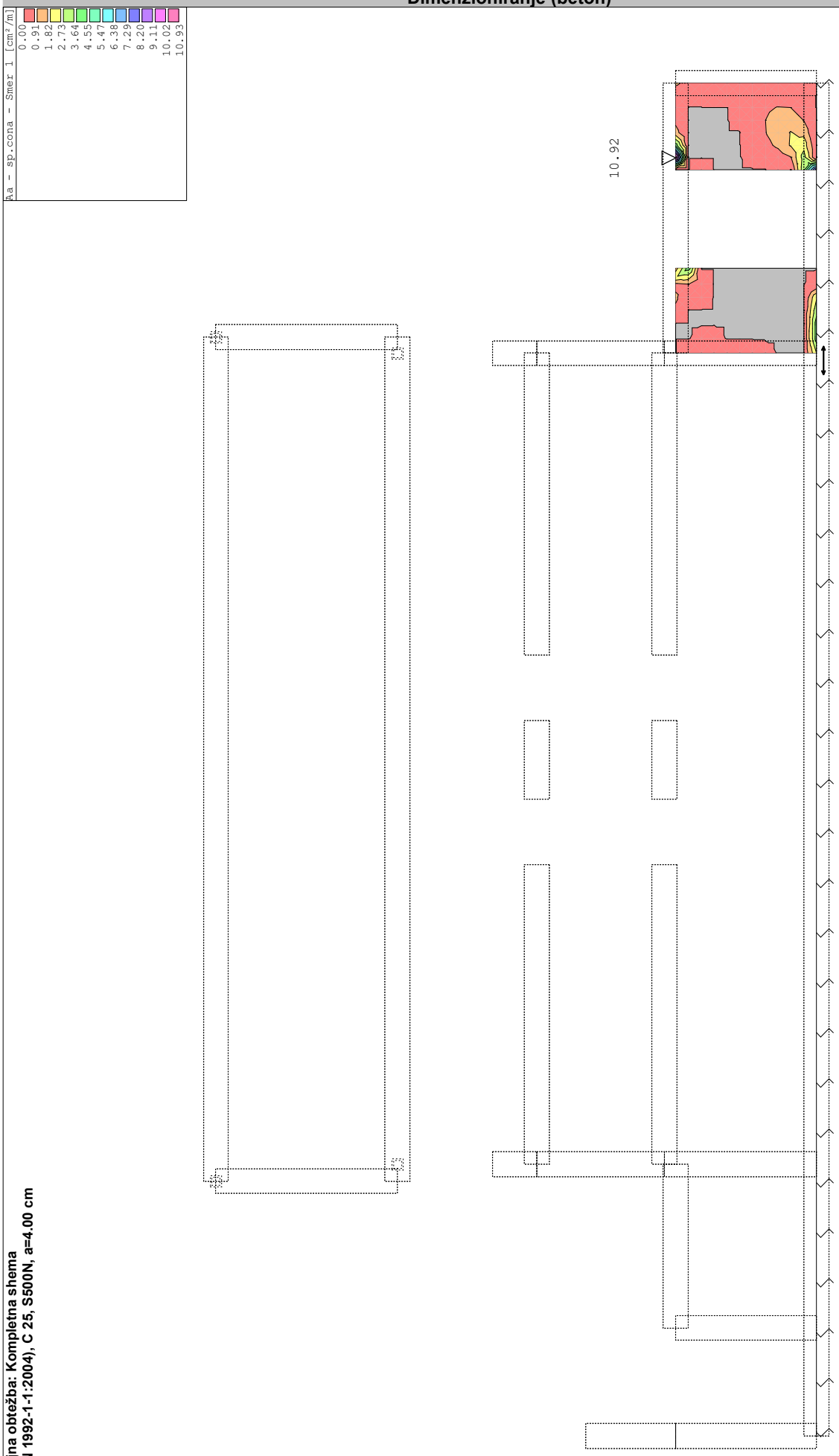

Merodajna obtežba: Kompletna shema
EC2 (EN 1992-1-1:2004), C 25, S500N, a=4.00 cm

Okvir: V_7
Aa - sp.cona - Smer 1 - max Aa1,s= 10.92 cm²/m

Dimenzioniranje (beton)

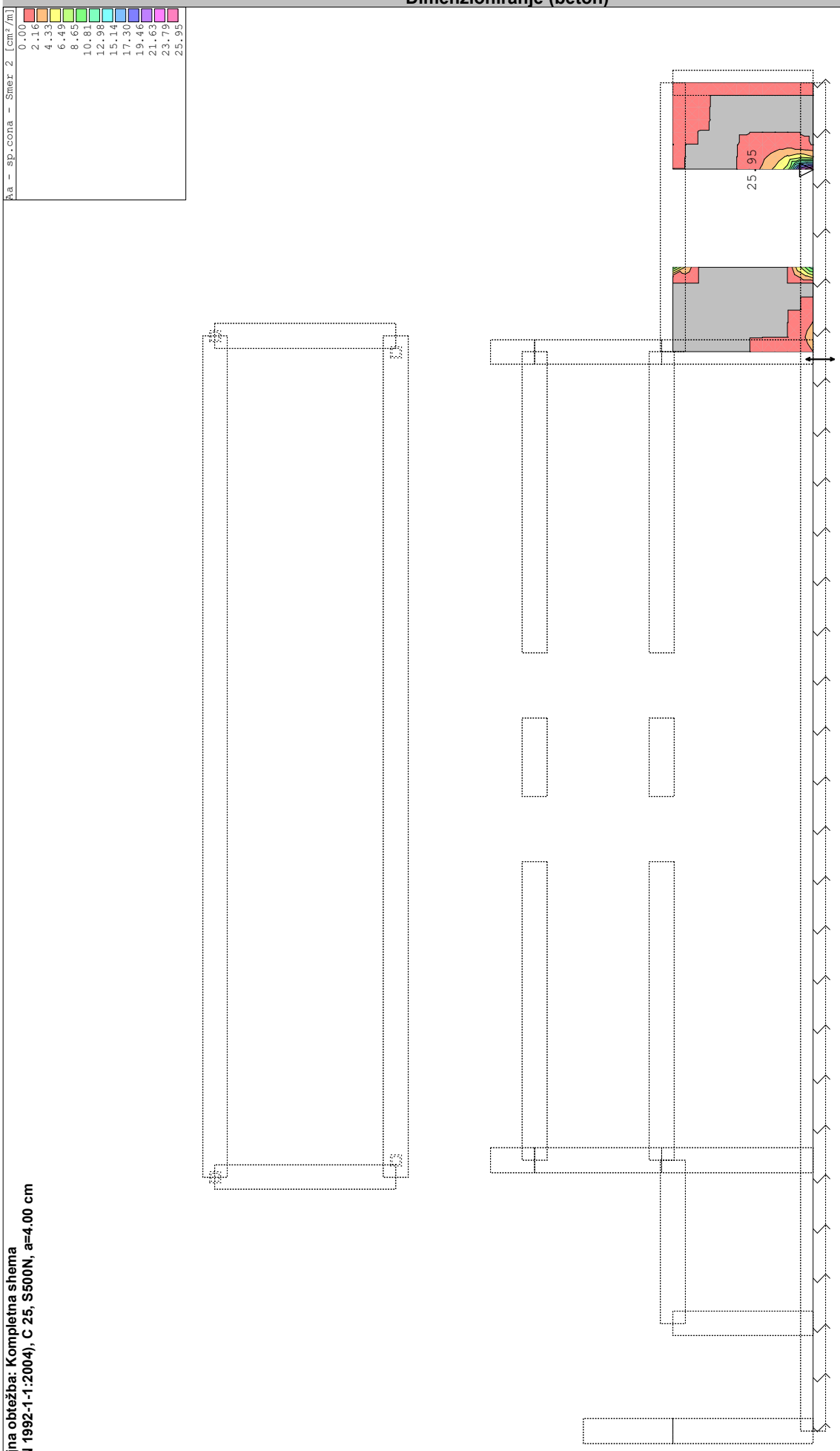

Merodajna obtežba: Kompletna shema
EC2 (EN 1992-1-1:2004), C 25, S500N, a=4.00 cm

Okvir: V_7
Aa - sp.cona - Smer 2 - max Aa2,s= 25.95 cm²/m

Dimenzioniranje (beton)

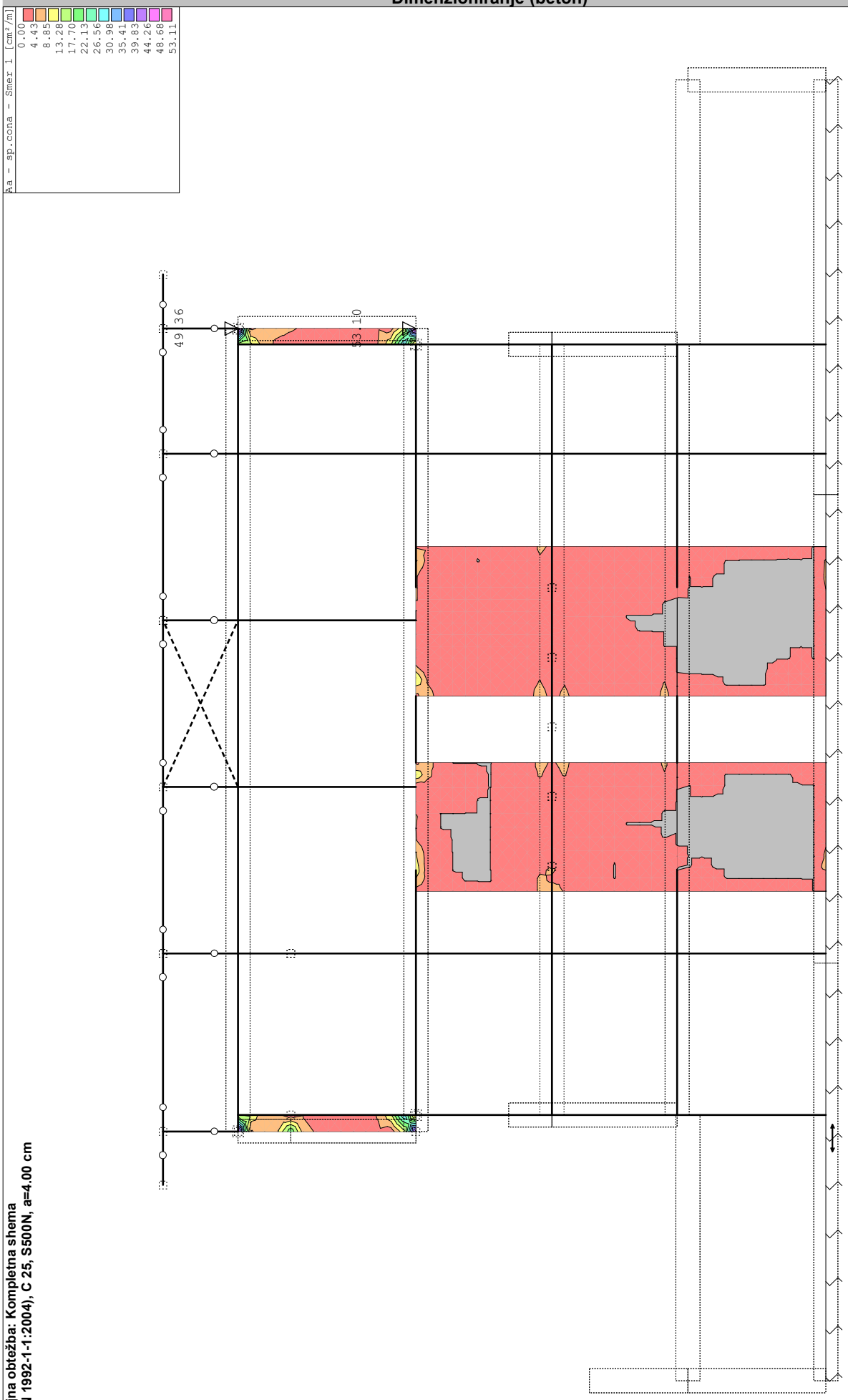

Merodajna obtežba: Kompletna shema
EC2 (EN 1992-1-1:2004), C 25, S500N, a=4.00 cm

Okvir: V_8
Aa - sp.cona - Smer 1 - max Aa1,s= 53.10 cm²/m

Dimenzioniranje (beton)

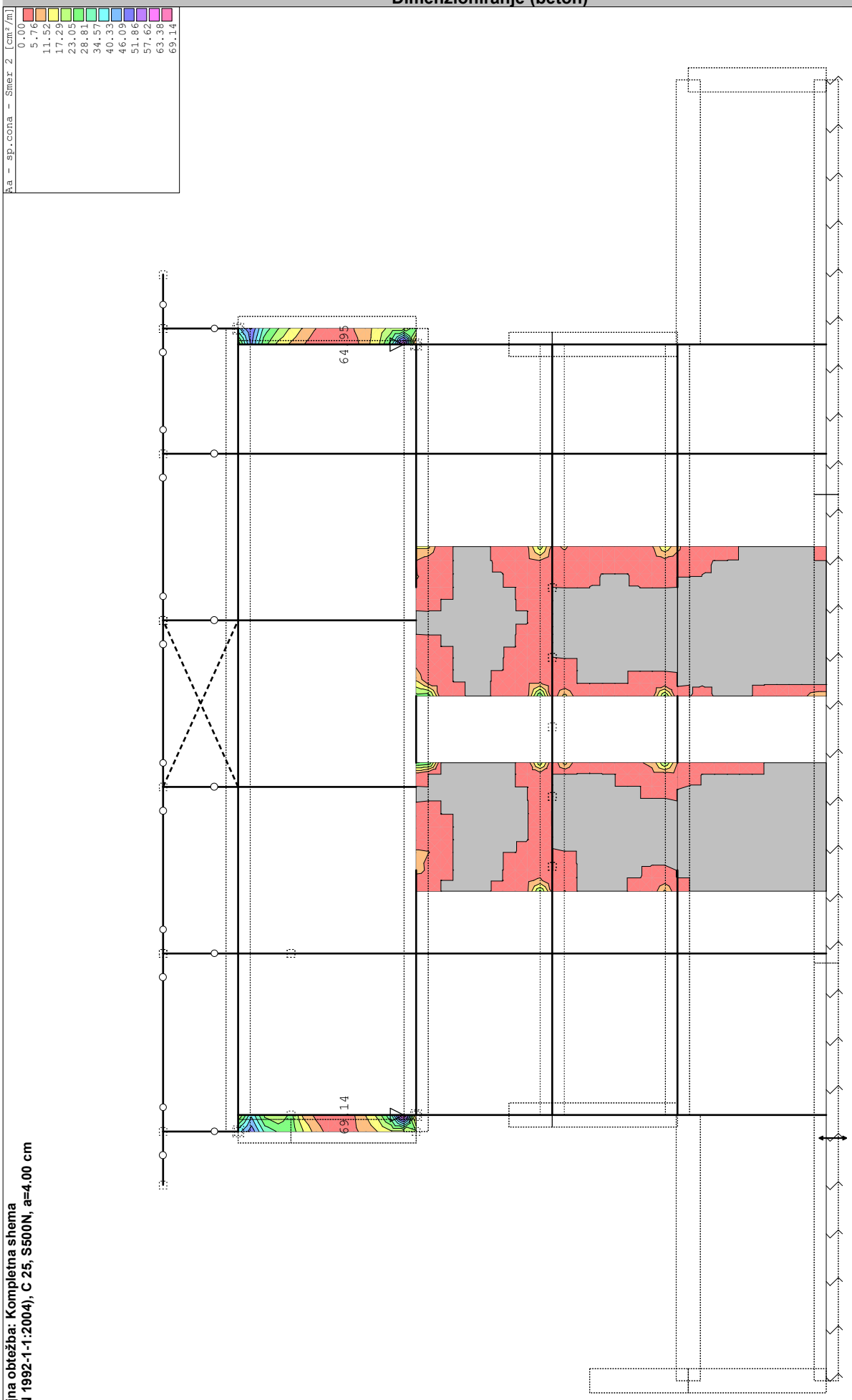

Merodajna obtežba: Kompletna shema
EC2 (EN 1992-1-1:2004), C 25, S500N, a=4.00 cm

Okvir: V_8
Aa - sp.cona - Smer 2 - max Aa2,s= 69.14 cm²/m

Dimenzioniranje (beton)

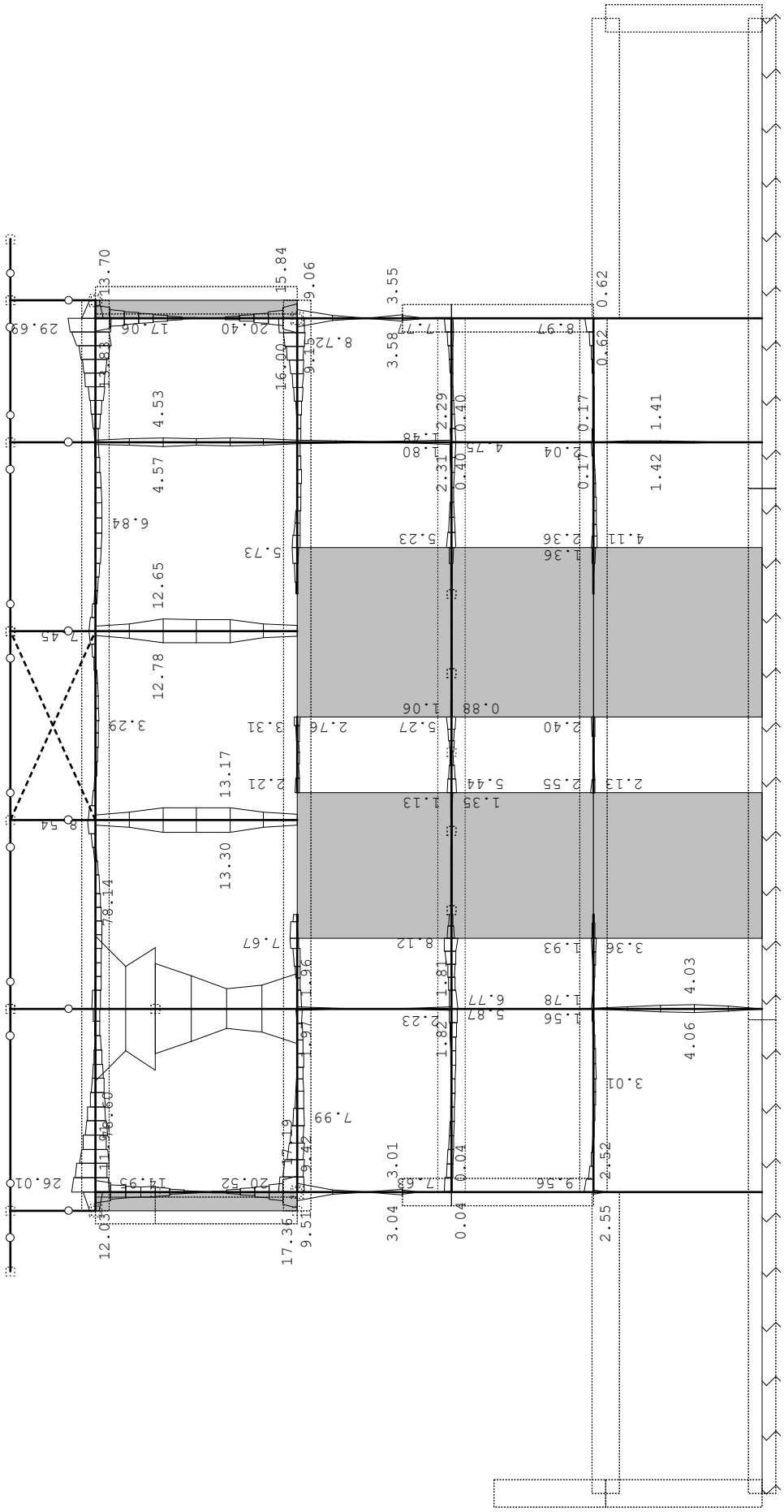

Merodajna obtežba: Kompletna shema
EC2 (EN 1992-1-1:2004), C 25, S500H

Okvir: V_8
Armatura v gredah: max Aa2/Aa1= 78.14 / 78.60 cm²

Dimenzioniranje (beton)

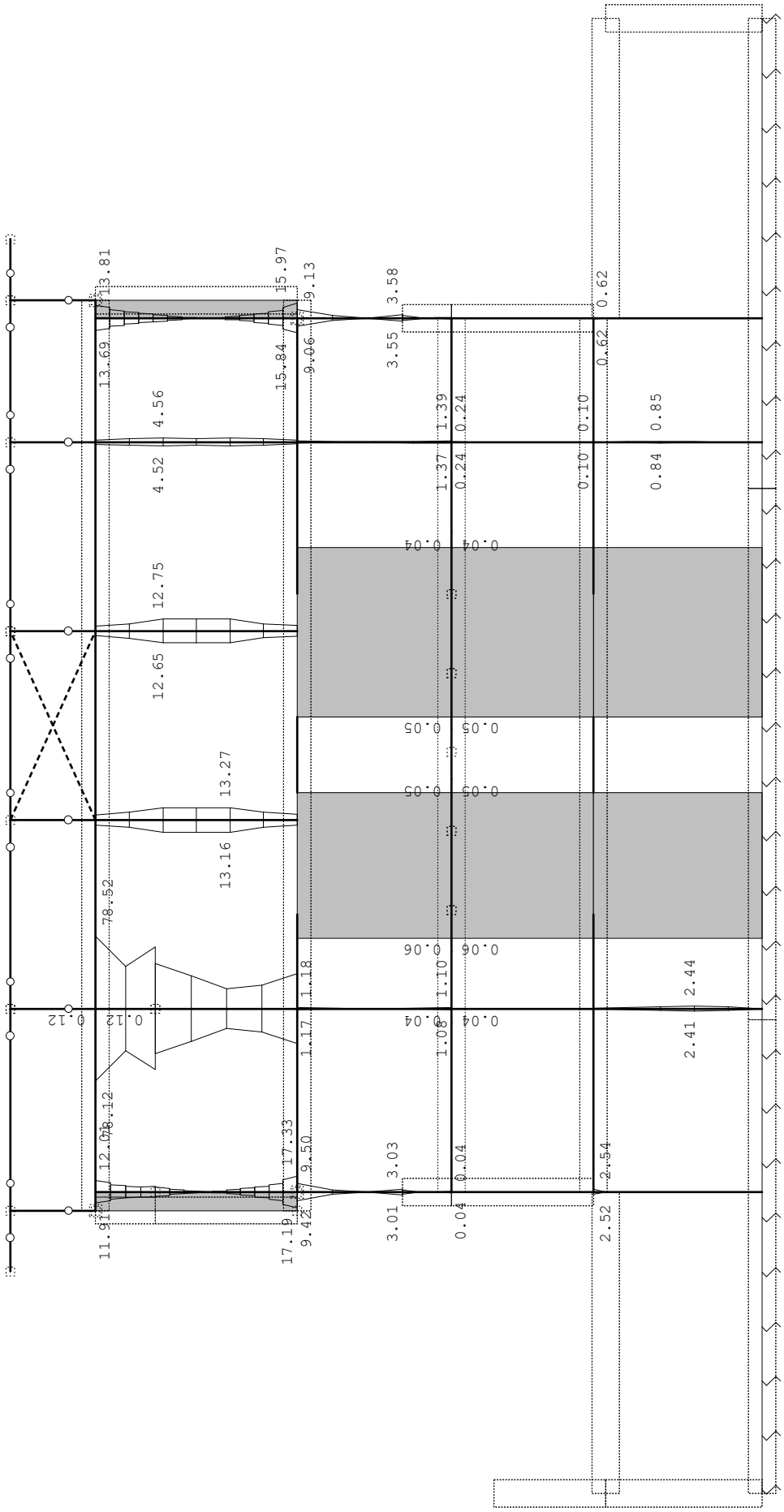

Merodajna obtežba: Kompletna shema
EC2 (EN 1992-1-1:2004), C 25, S500H

Okvir: V_8
Armatura v gredah: max Aa3/Aa4= 78.52 / 78.12 cm²

Dimenzioniranje (beton)

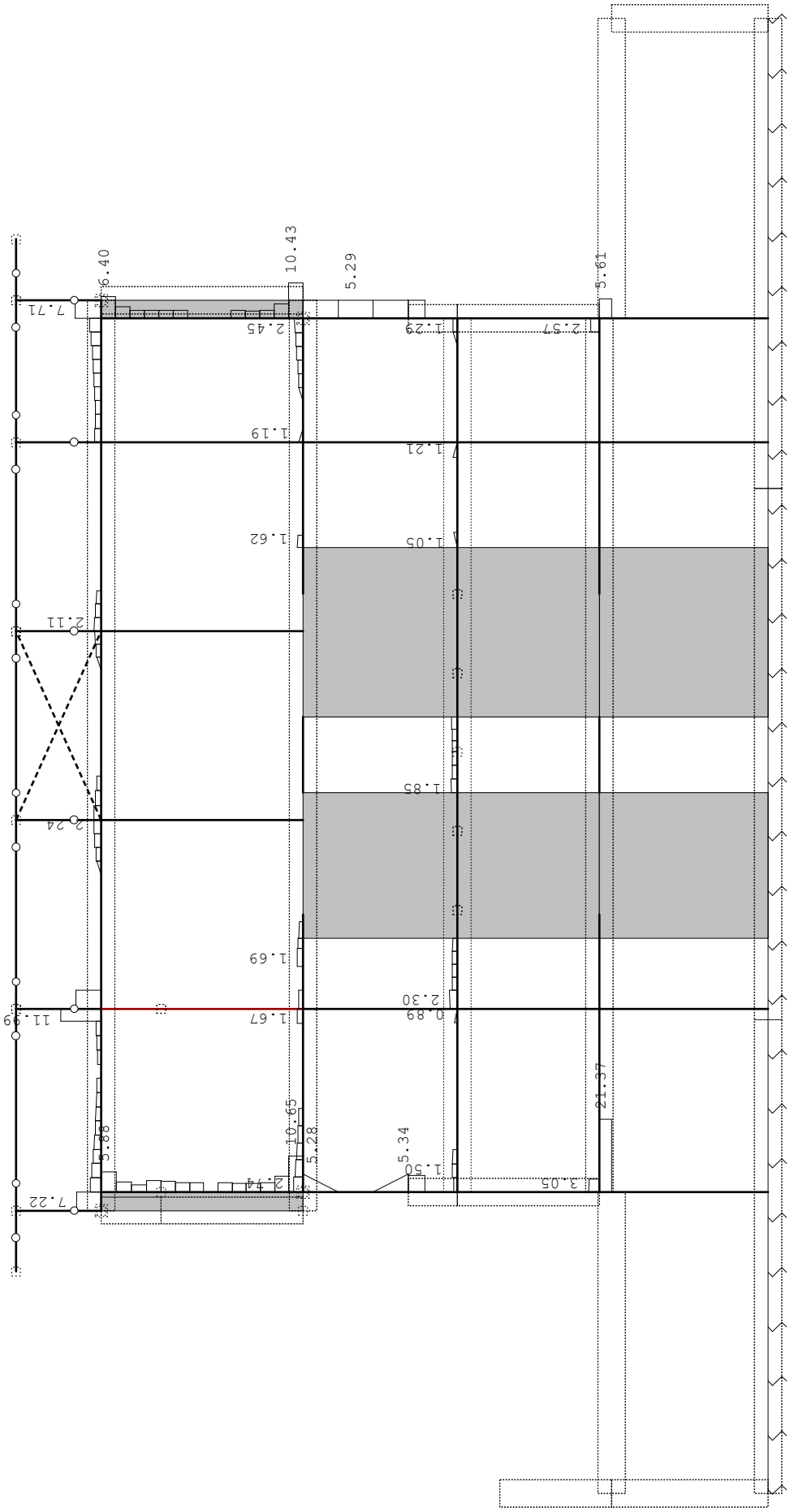

Merodajna obtežba: Kompletna shema
EC2 (EN 1992-1-1:2004), C 25, S500H

Okvir: V_8
Armatura v gredah: max Aa,st= 21.37 cm²

Dimenzioniranje (beton)

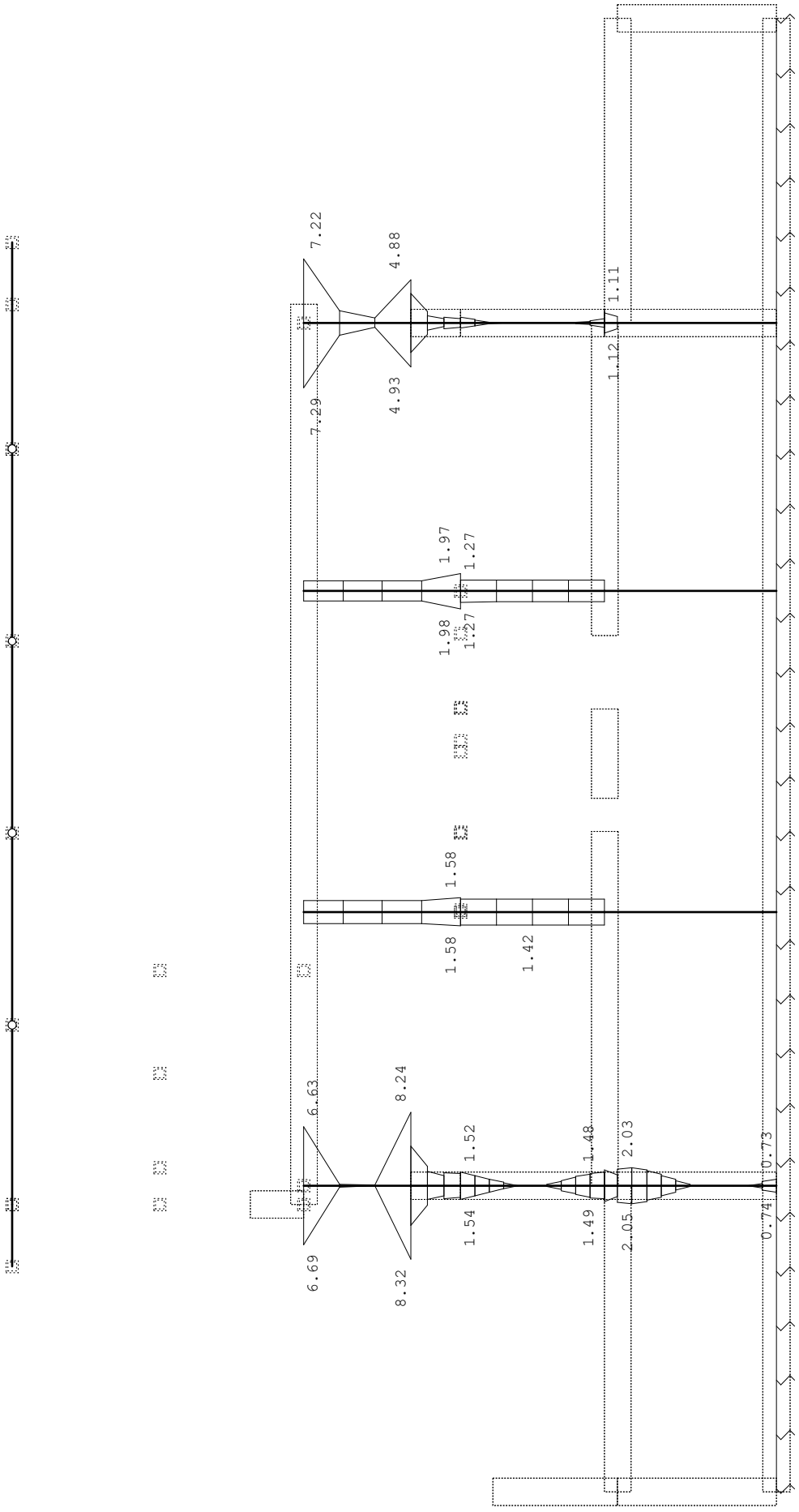

Merodajna obtežba: Kompletna shema
EC2 (EN 1992-1-1:2004), C 25, S500H

Okvir: V_9
Armatura v gredah: max Aa2/Aa1= 8.24 / 8.32 cm²

Dimenzioniranje (beton)

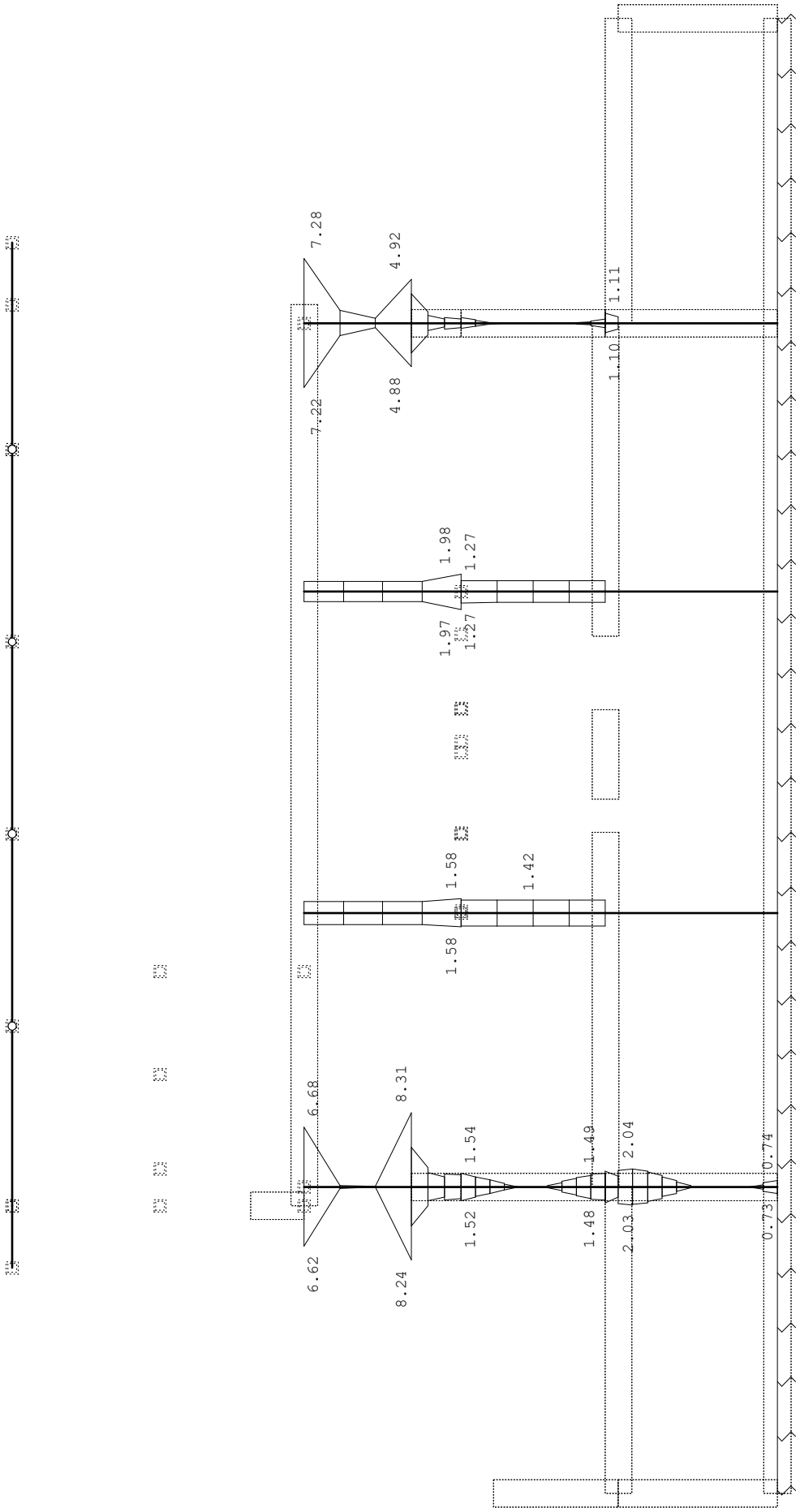

Merodajna obtežba: Kompletna shema
EC2 (EN 1992-1-1:2004), C 25, S500H

Okvir: V_9
Armatura v gredah: max Aa3/Aa4= 8.31 / 8.24 cm²

Dimenzioniranje (beton)

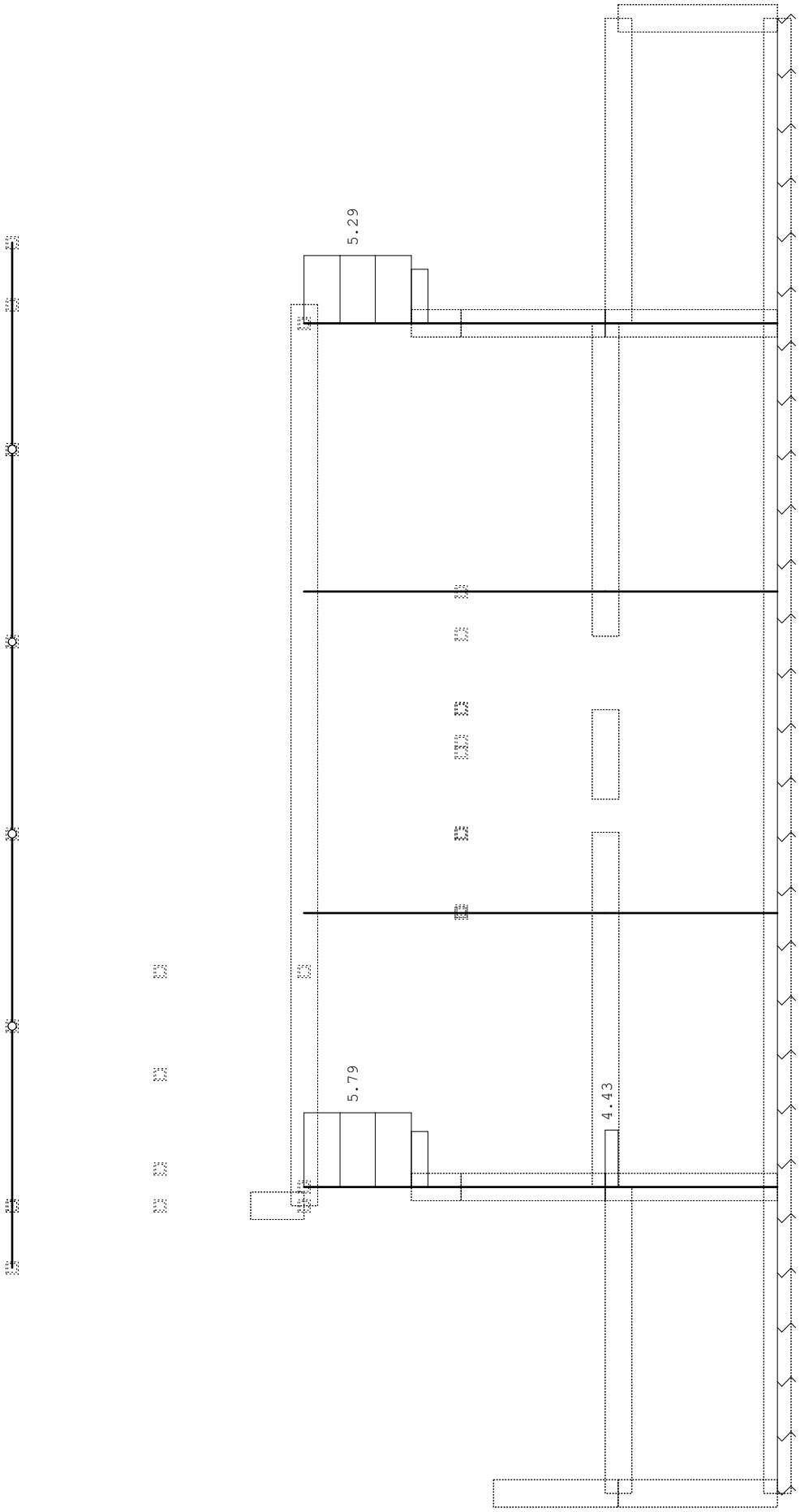

Merodajna obtežba: Kompletna shema
EC2 (EN 1992-1-1:2004), C 25, S500H

Okvir: V_9
Armatura v gredah: max Aa,st= 5.79 cm²

Dimenzioniranje (beton)

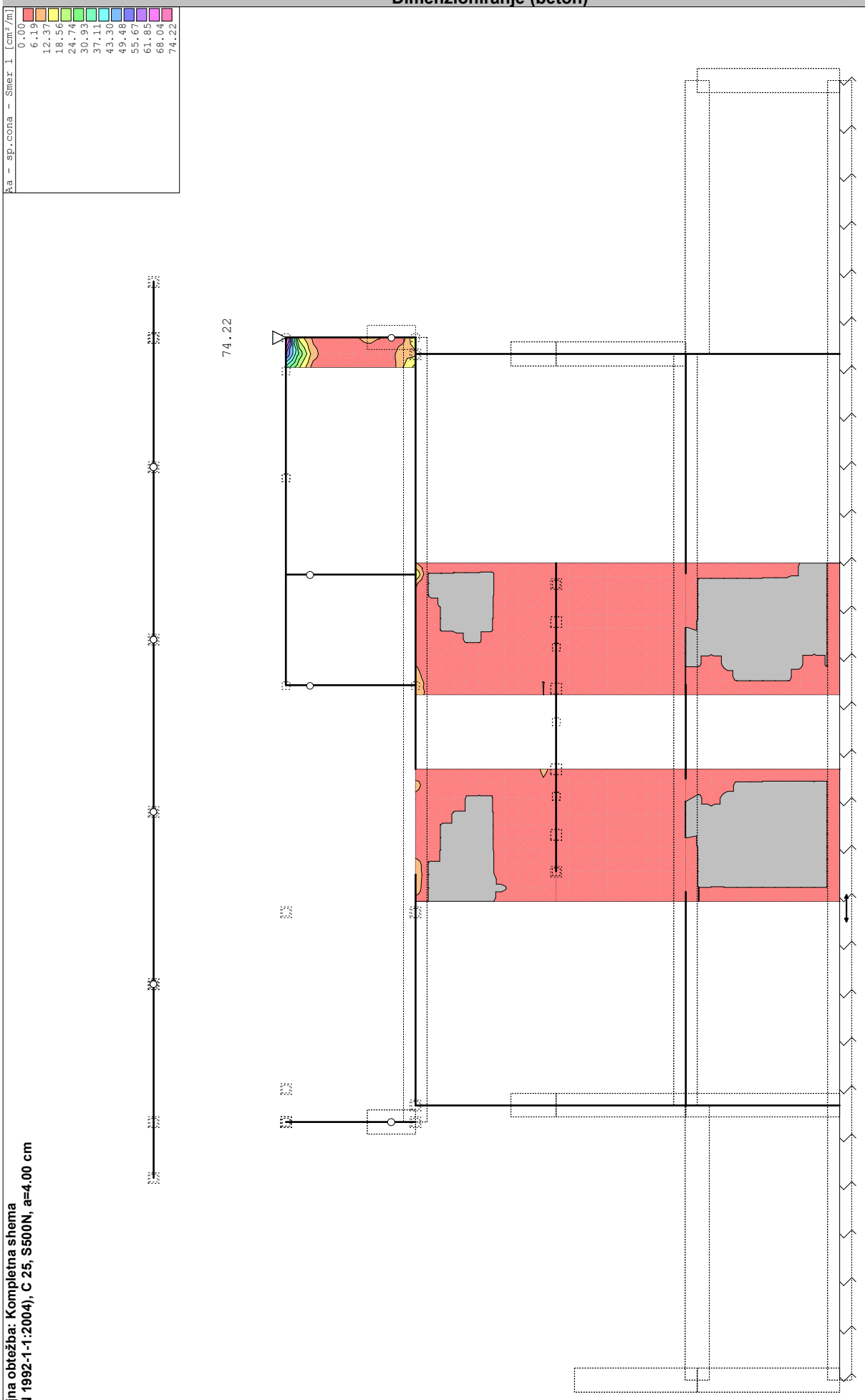

Merodajna obtežba: Kompletna shema
EC2 (EN 1992-1-1:2004), C 25, S500N, a=4.00 cm

Okvir: V_10
Aa - sp.cona - Smer 1 - max Aa1,s= 74.22 cm²/m

Dimenzioniranje (beton)

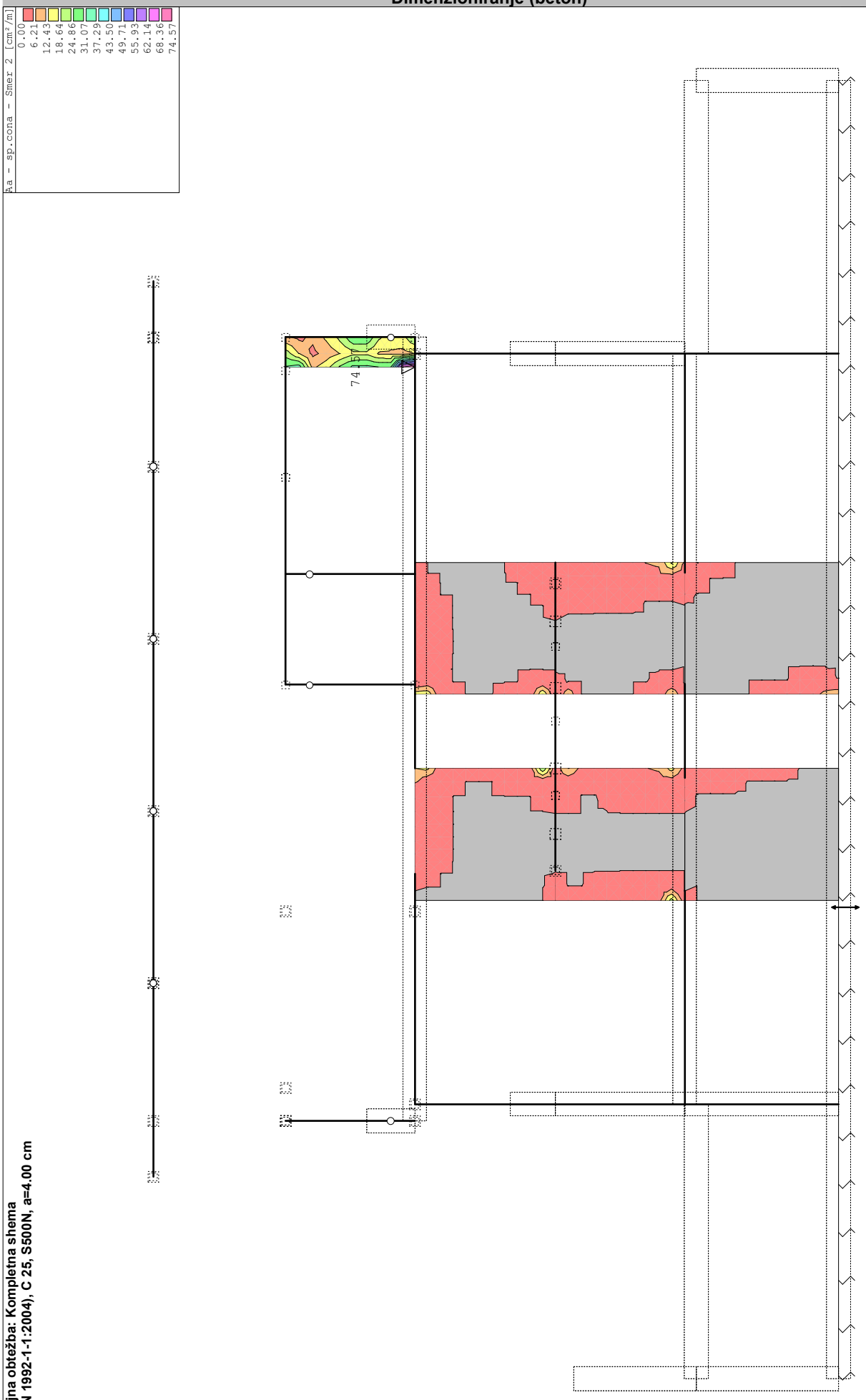

Merodajna obtežba: Kompletna shema
EC2 (EN 1992-1-1:2004), C 25, S500N, a=4.00 cm

Okvir: V_10
Aa - sp.cona - Smer 2 - max Aa2,s= 74.57 cm²/m

Dimenzioniranje (beton)

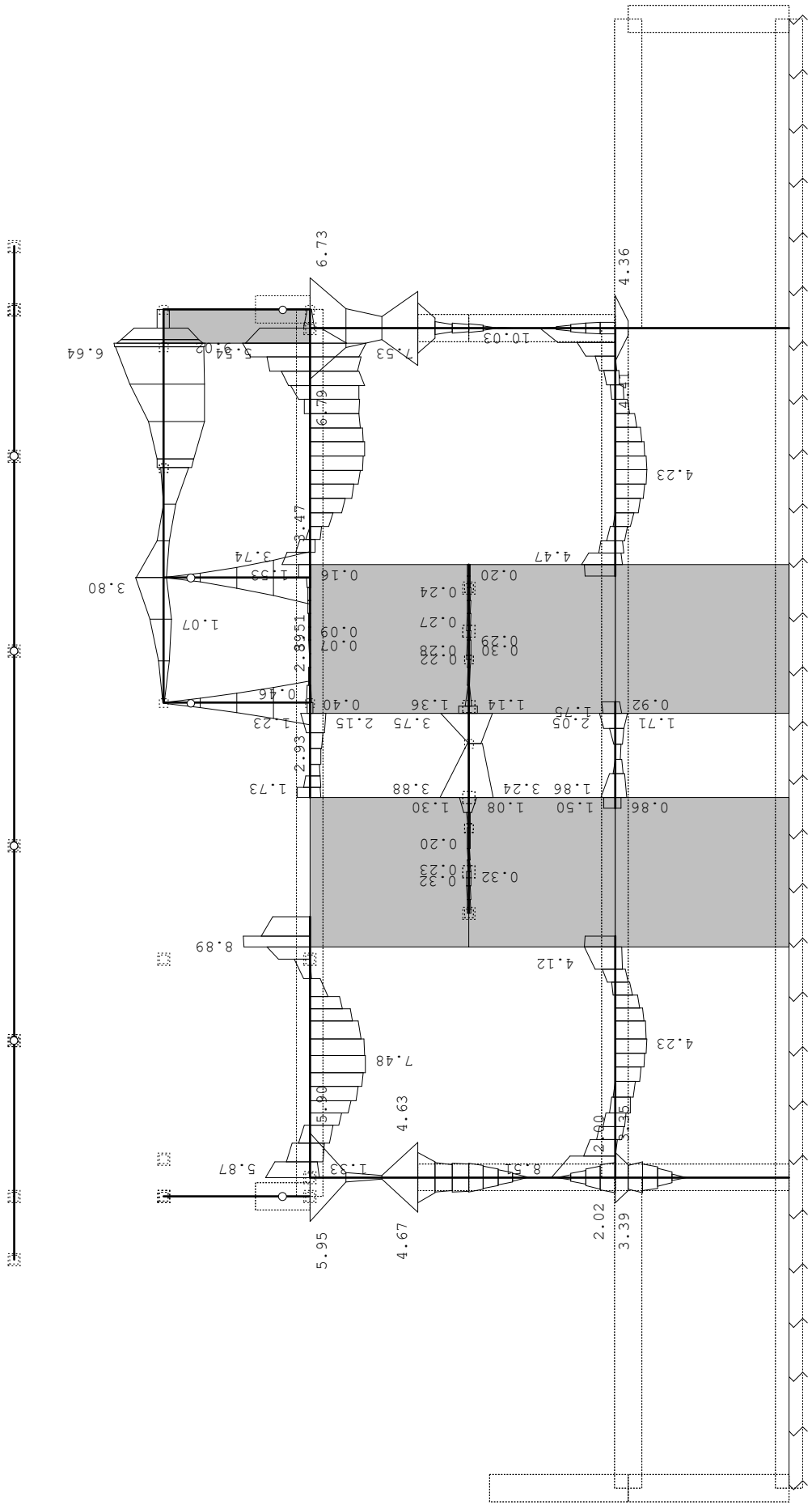

Merodajna obtežba: Kompletna shema
EC2 (EN 1992-1-1:2004), C 25, S500H

Okvir: V_10
Armatura v gredah: max Aa2/Aa1= 10.03 / 7.53 cm²

Dimenzioniranje (beton)

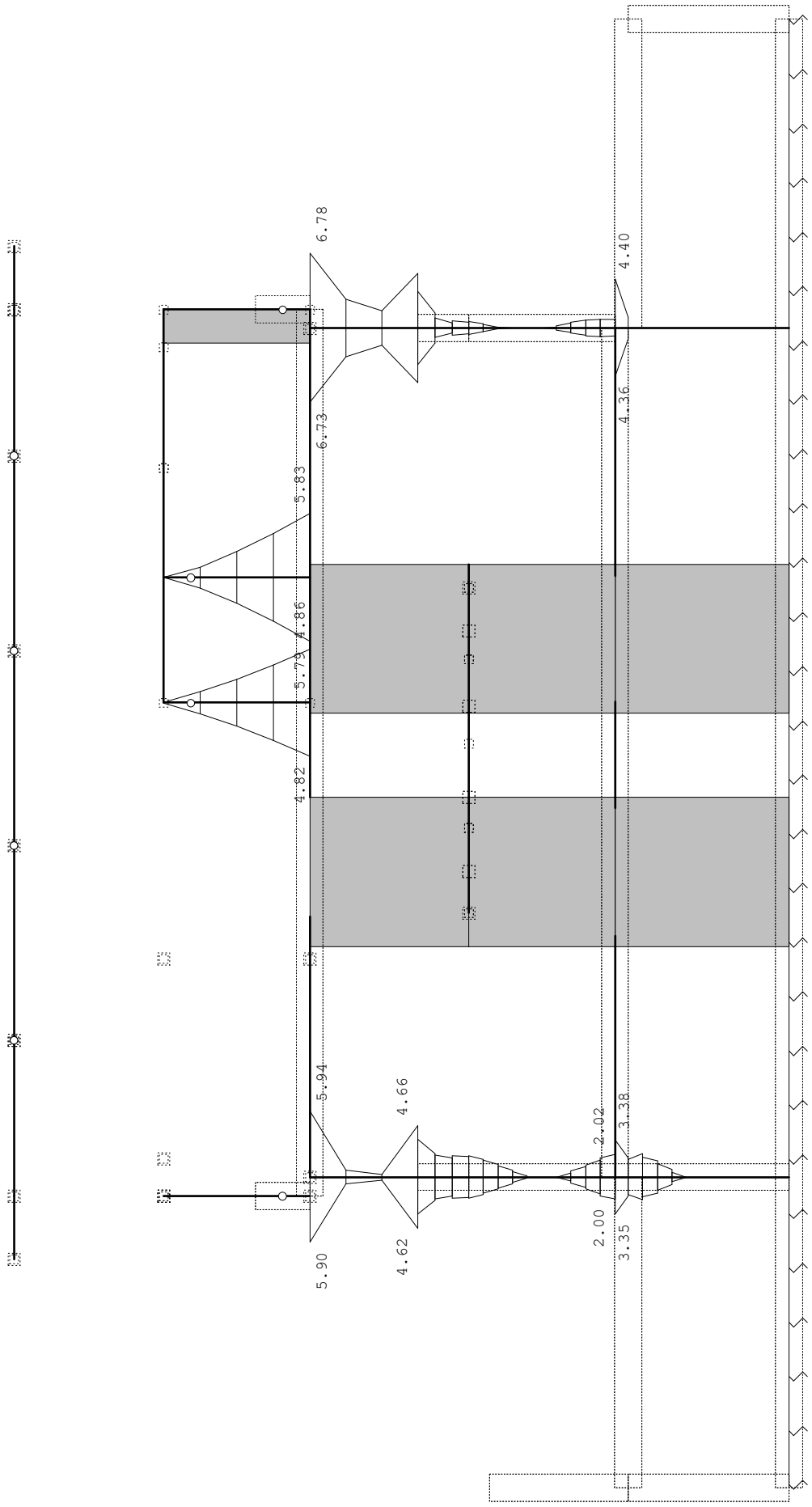

Merodajna obtežba: Kompletna shema
EC2 (EN 1992-1-1:2004), C 25, S500H

Okvir: V_10
Armatura v gredah: max Aa3/Aa4= 6.78 / 6.73 cm²

Dimenzioniranje (beton)

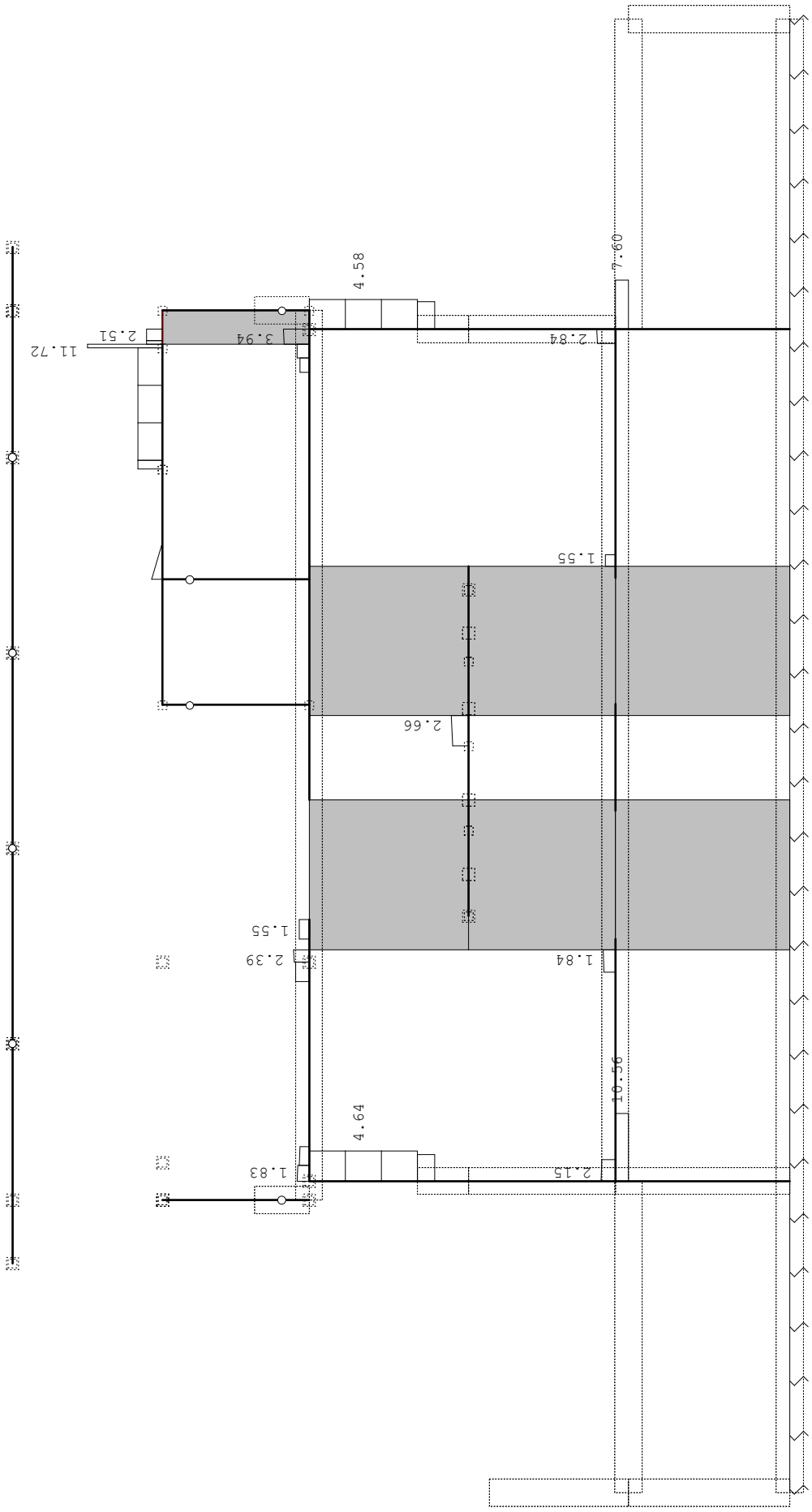

Merodajna obtežba: Kompletna shema
EC2 (EN 1992-1-1:2004), C 25, S500H

Okvir: V_10
Armatura v gredah: max Aa,st= 11.72 cm²

Dimenzioniranje (beton)

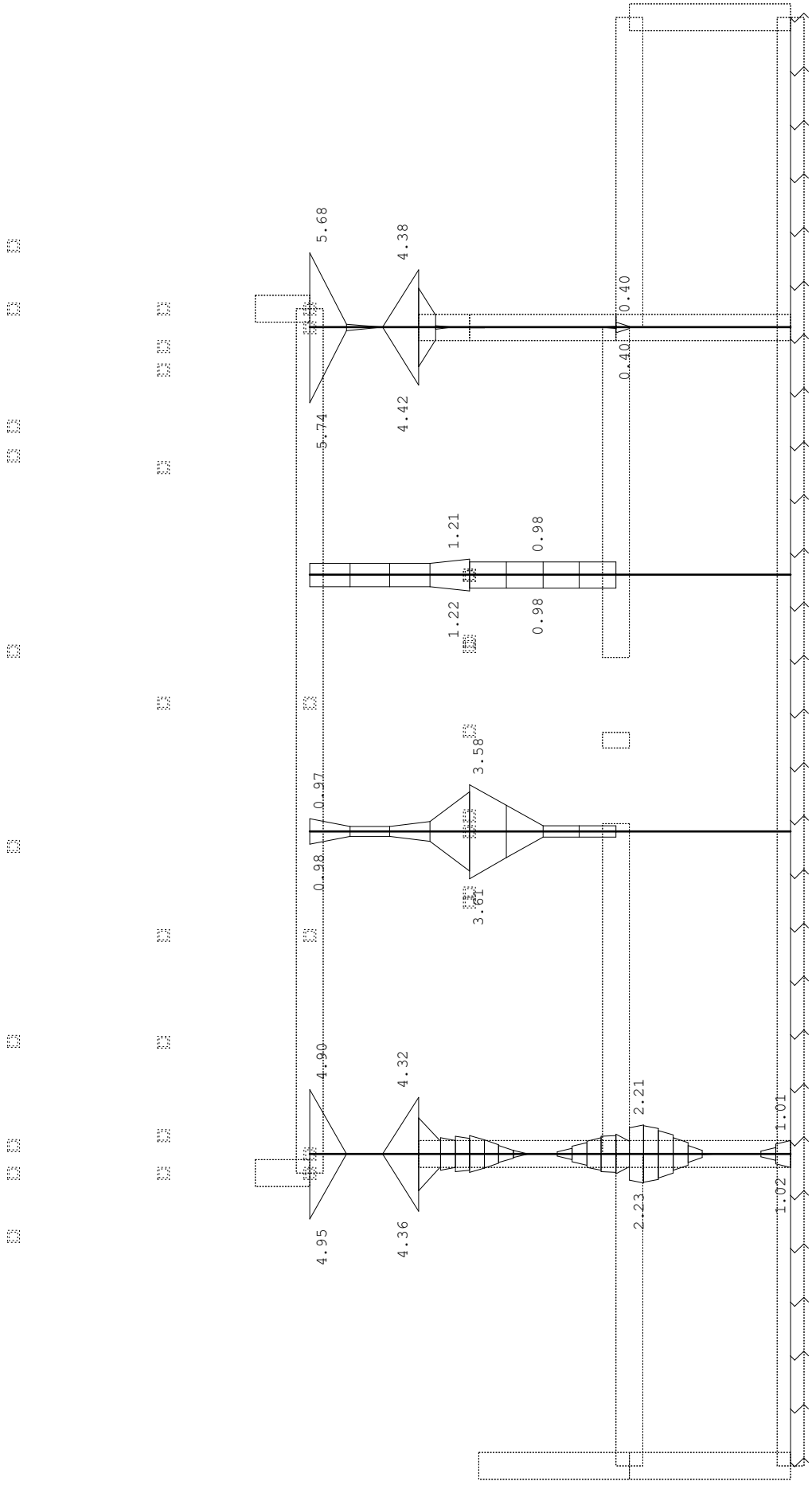

Merodajna obtežba: Kompletna shema
EC2 (EN 1992-1-1:2004), C 25, S500H

Okvir: V_12
Armatura v gredah: max Aa2/Aa1= 5.68 / 5.74 cm²

Dimenzioniranje (beton)

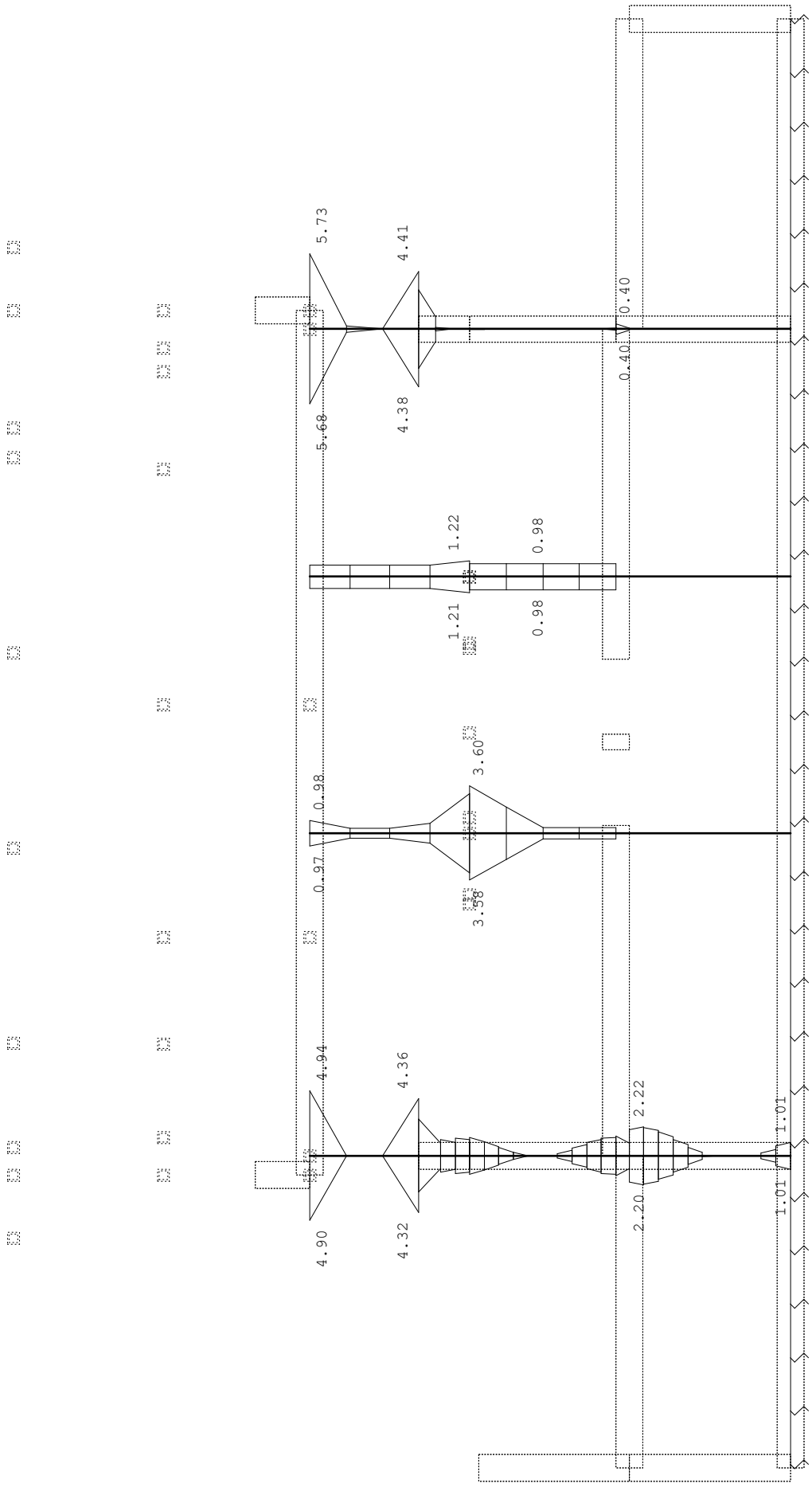

Merodajna obtežba: Kompletna shema
EC2 (EN 1992-1-1:2004), C 25, S500H

Okvir: V_12
Armatura v gredah: max Aa3/Aa4= 5.73 / 5.68 cm²

Dimenzioniranje (beton)

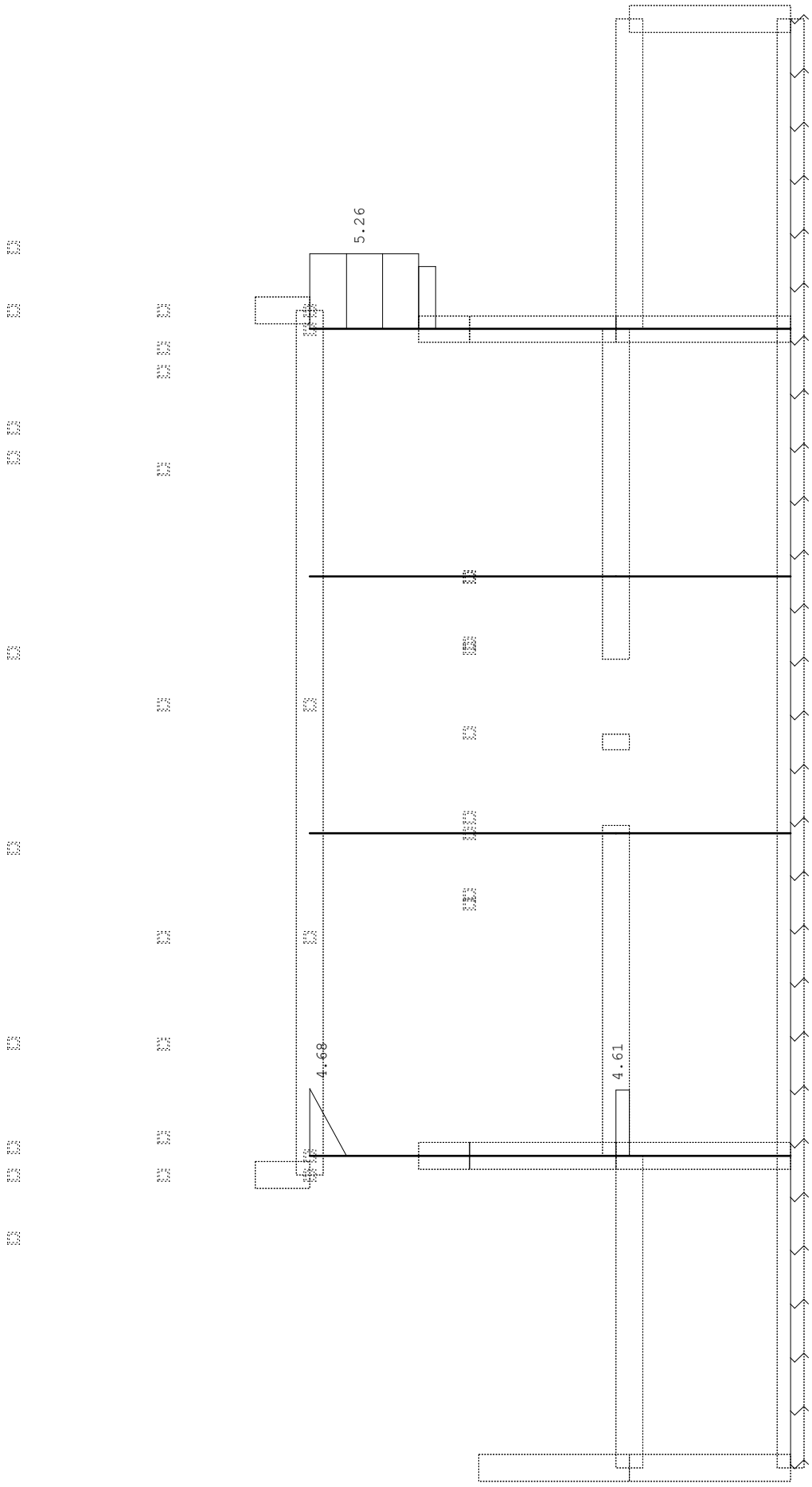

Merodajna obtežba: Kompletna shema
EC2 (EN 1992-1-1:2004), C 25, S500H

Okvir: V_12
Armatura v gredah: max Aa,st= 5.26 cm²

Dimenzioniranje (beton)

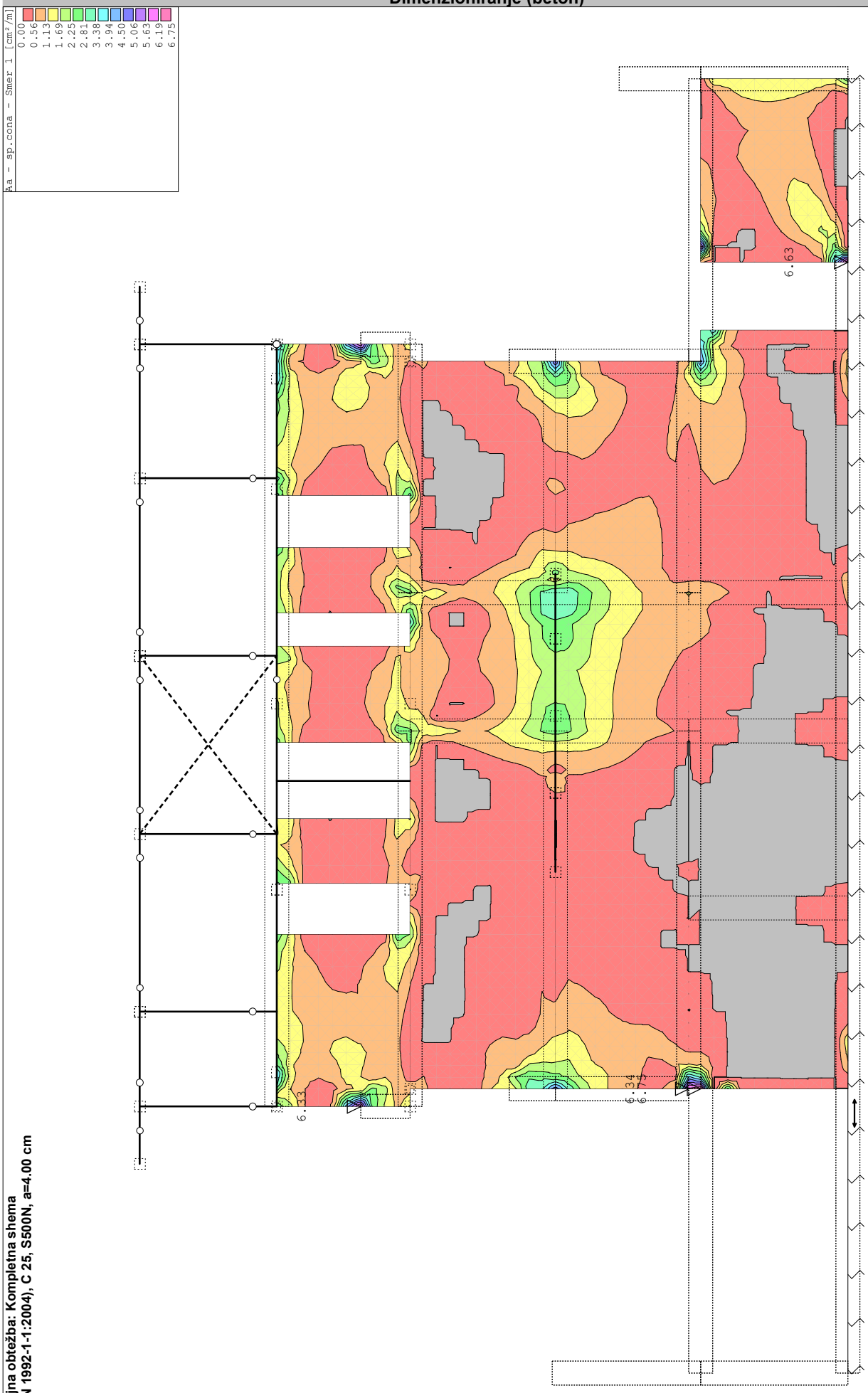

Merodajna obtežba: Kompletna shema
EC2 (EN 1992-1-1:2004), C 25, S500N, a=4.00 cm

Okvir: V_14
Aa - sp.cona - Smer 1 - max Aa1,s= 6.75 cm²/m

Dimenzioniranje (beton)

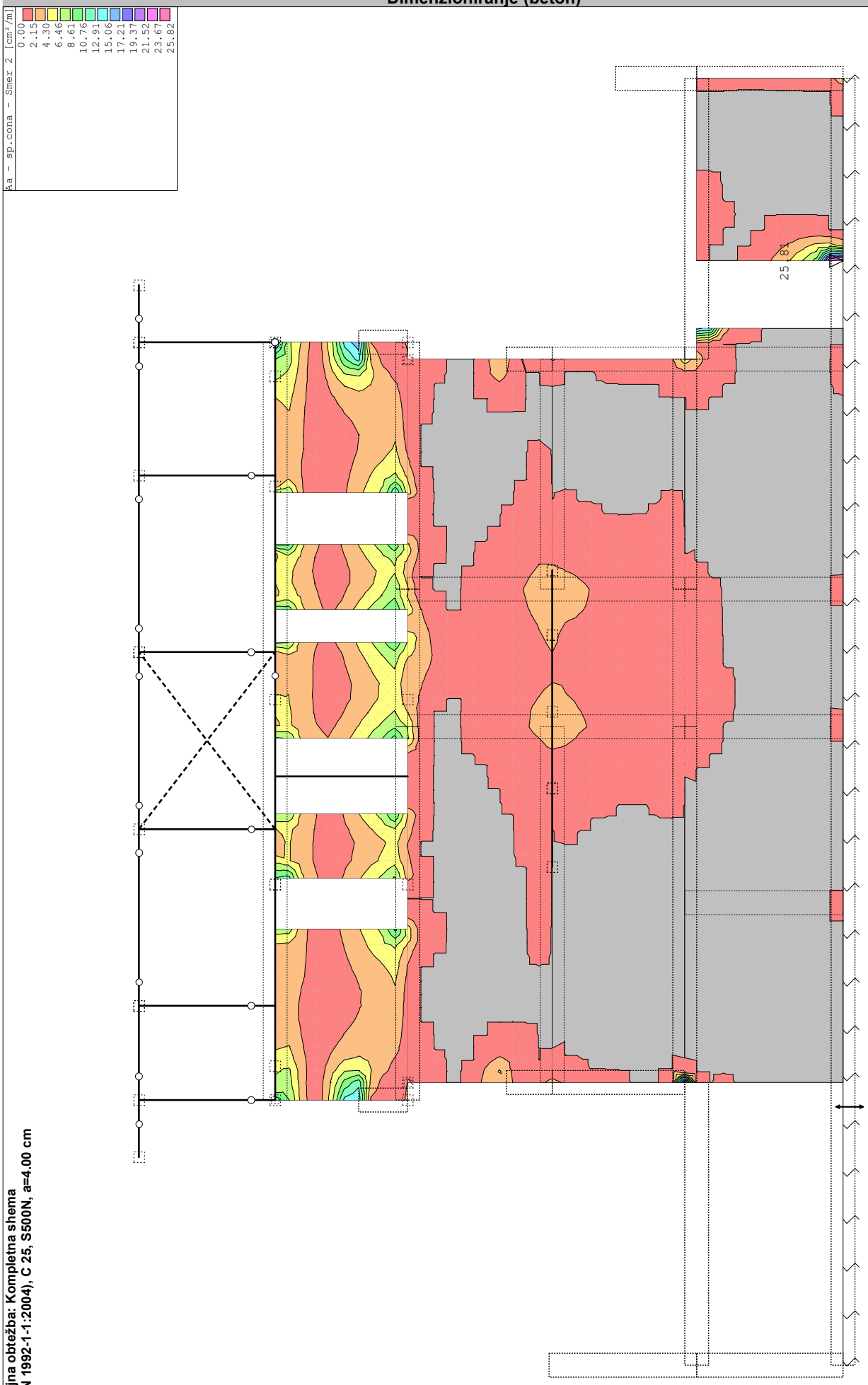

Merodajna obtežba: Kompletna shema
EC2 (EN 1992-1-1:2004), C 25, S500N, a=4.00 cm

Okvir: V_14
Aa - sp.cona - Smer 2 - max Aa2,s= 25.81 cm²/m

Dimenzioniranje (beton)

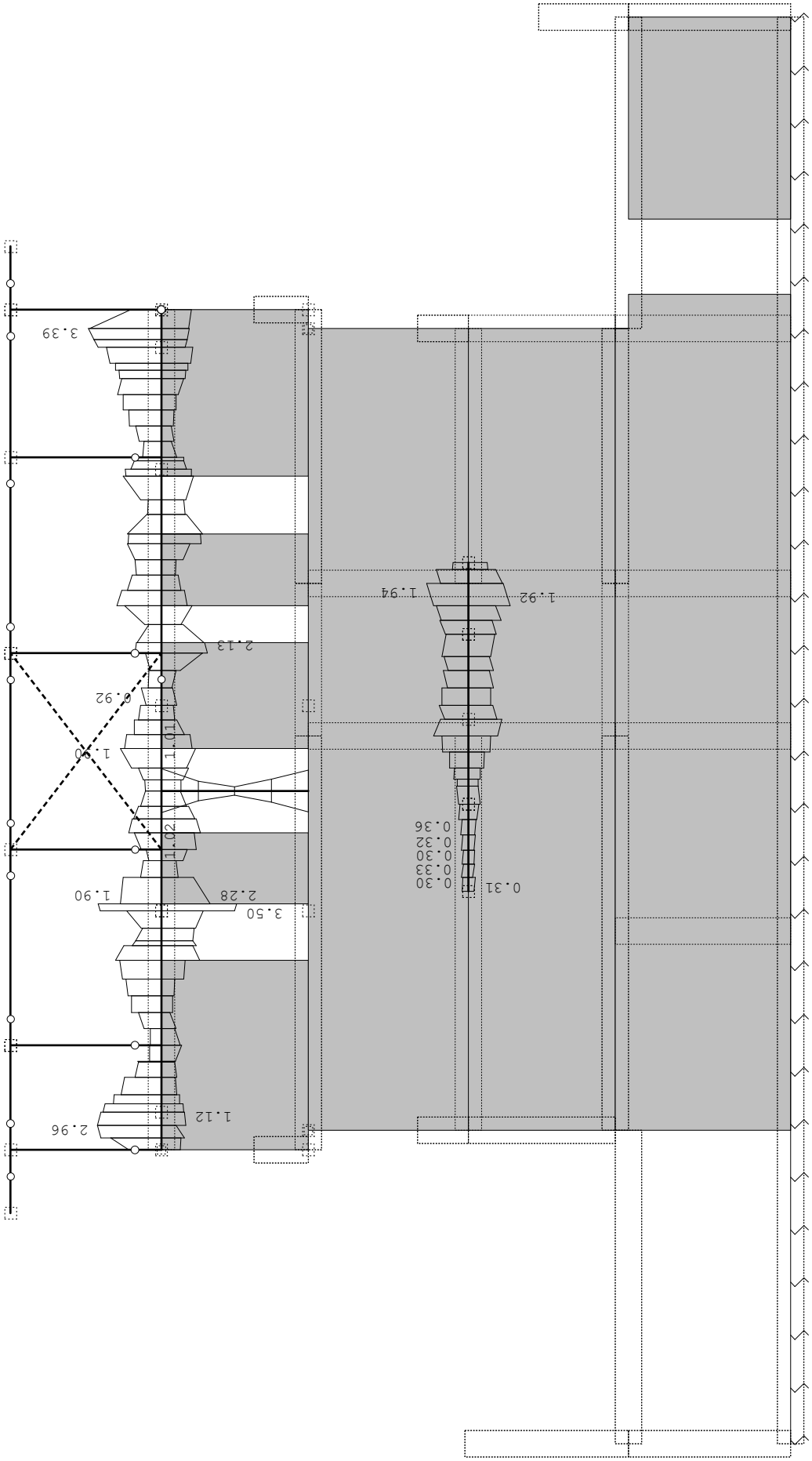

Merodajna obtežba: Kompletna shema
EC2 (EN 1992-1-1:2004), C 25, S500H

Okvir: V_14
Armatura v gredah: max Aa2/Aa1= 3.39 / 3.50 cm²

Dimenzioniranje (beton)

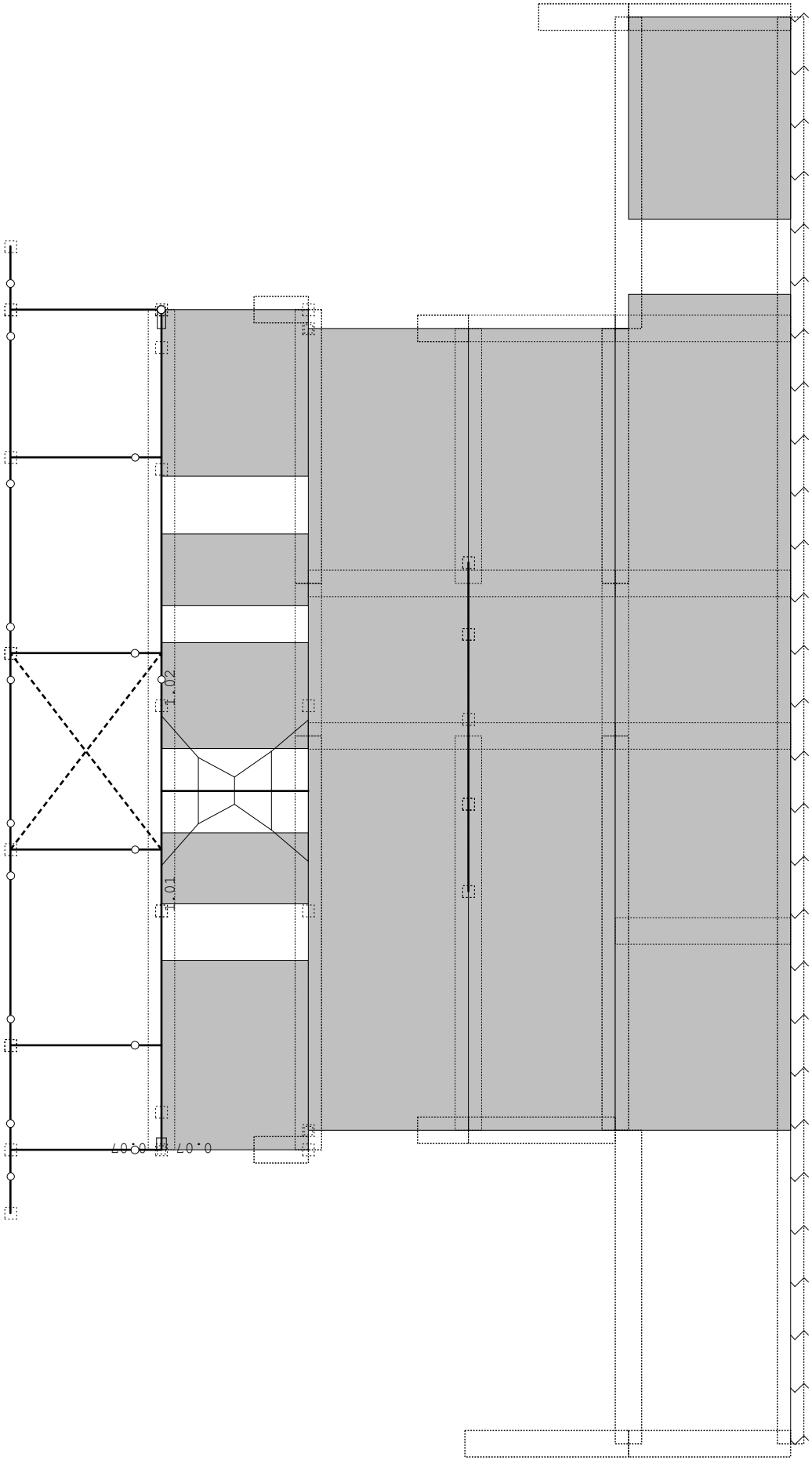

Merodajna obtežba: Kompletna shema
EC2 (EN 1992-1-1:2004), C 25, S500H

Okvir: V_14
Armatura v gredah: max Aa3/Aa4= 1.02 / 1.01 cm²

Dimenzioniranje (beton)

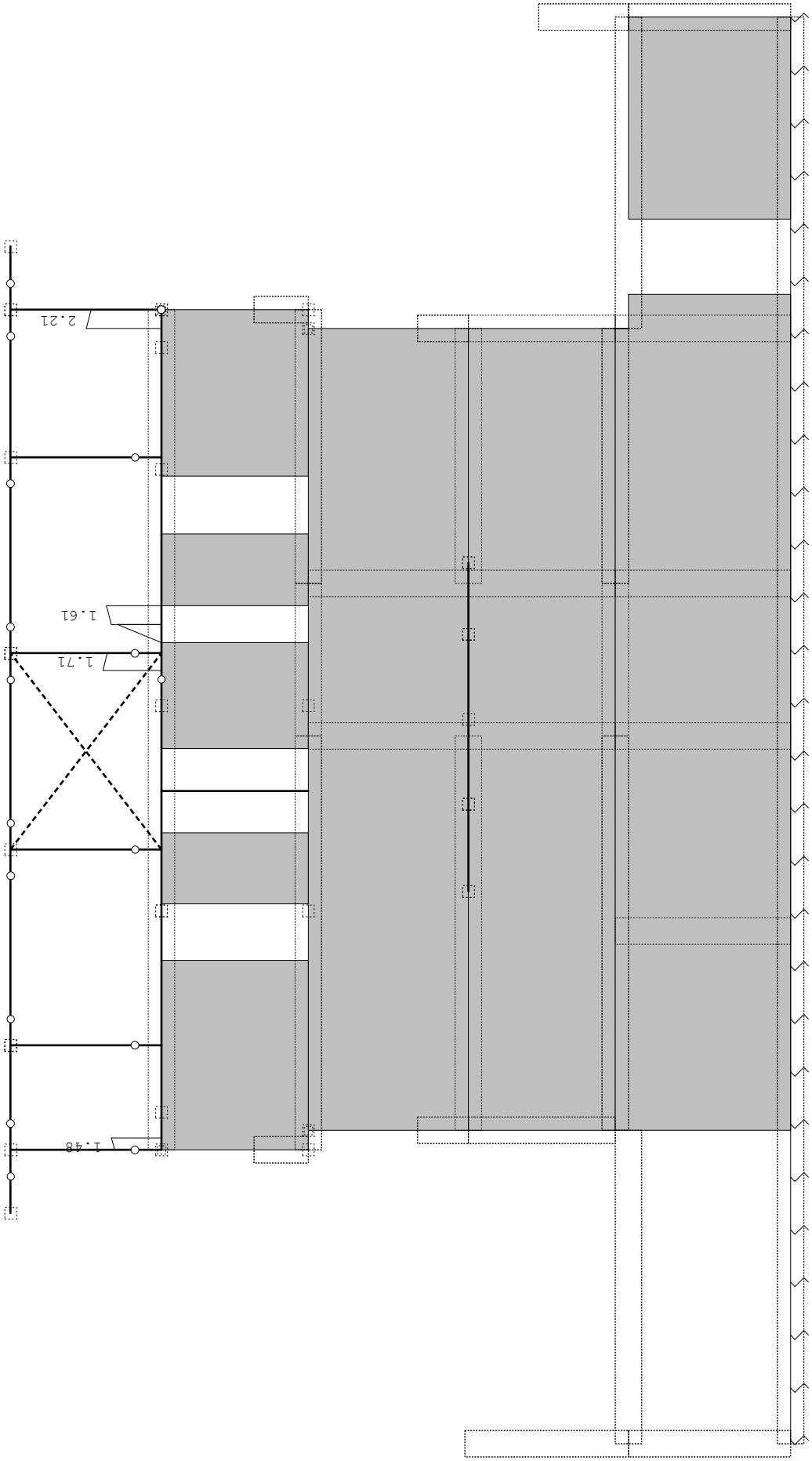

Merodajna obtežba: Kompletna shema
EC2 (EN 1992-1-1:2004), C 25, S500H

Okvir: V_14
Armatura v gredah: max Aa,st= 2.21 cm²

Dimenzioniranje (beton)

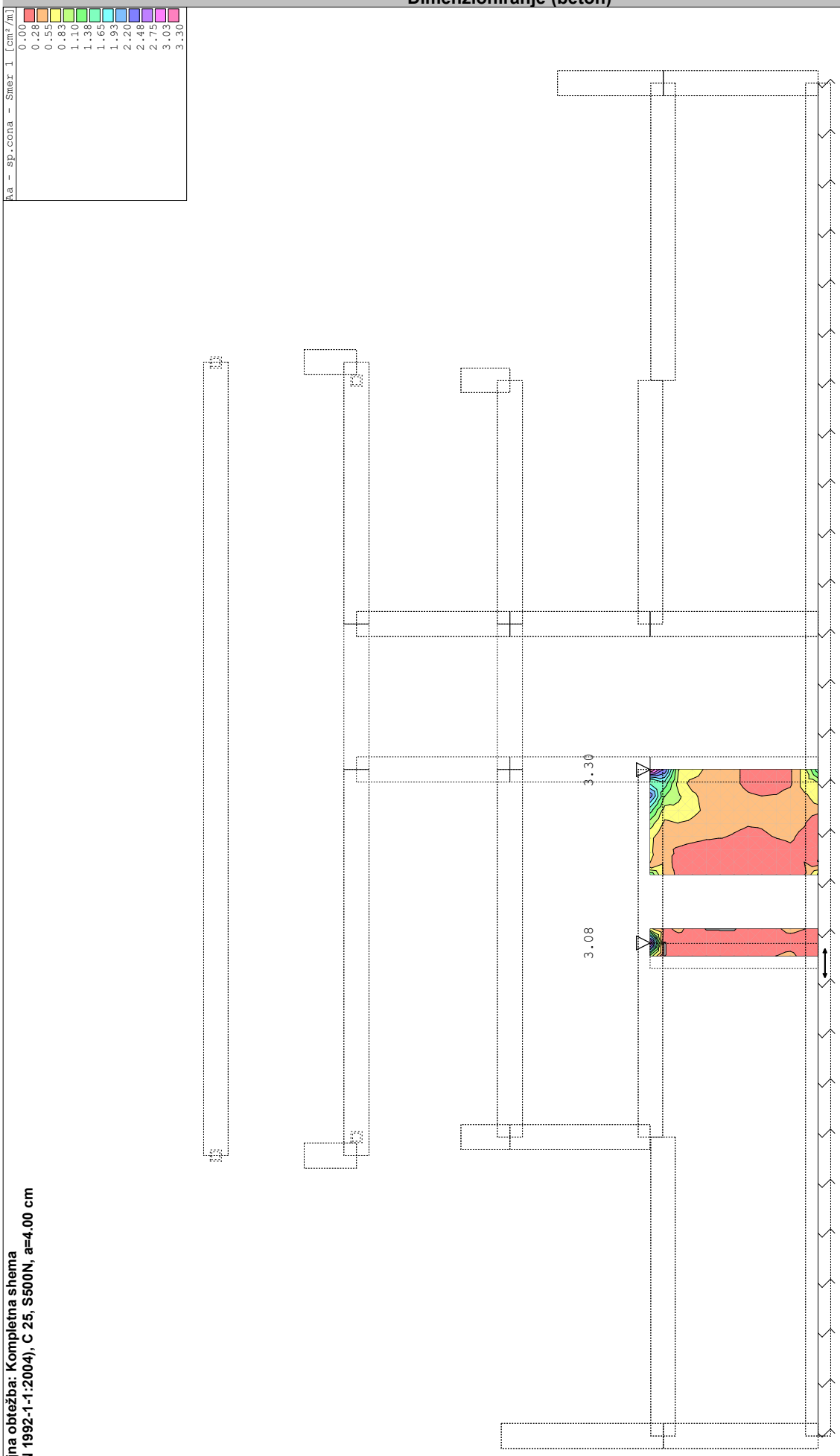

Merodajna obtežba: Kompletna shema
EC2 (EN 1992-1-1:2004), C 25, S500N, a=4.00 cm

Okvir: V_15
Aa - sp.cona - Smer 1 - max Aa1,s= 3.30 cm²/m

Dimenzioniranje (beton)

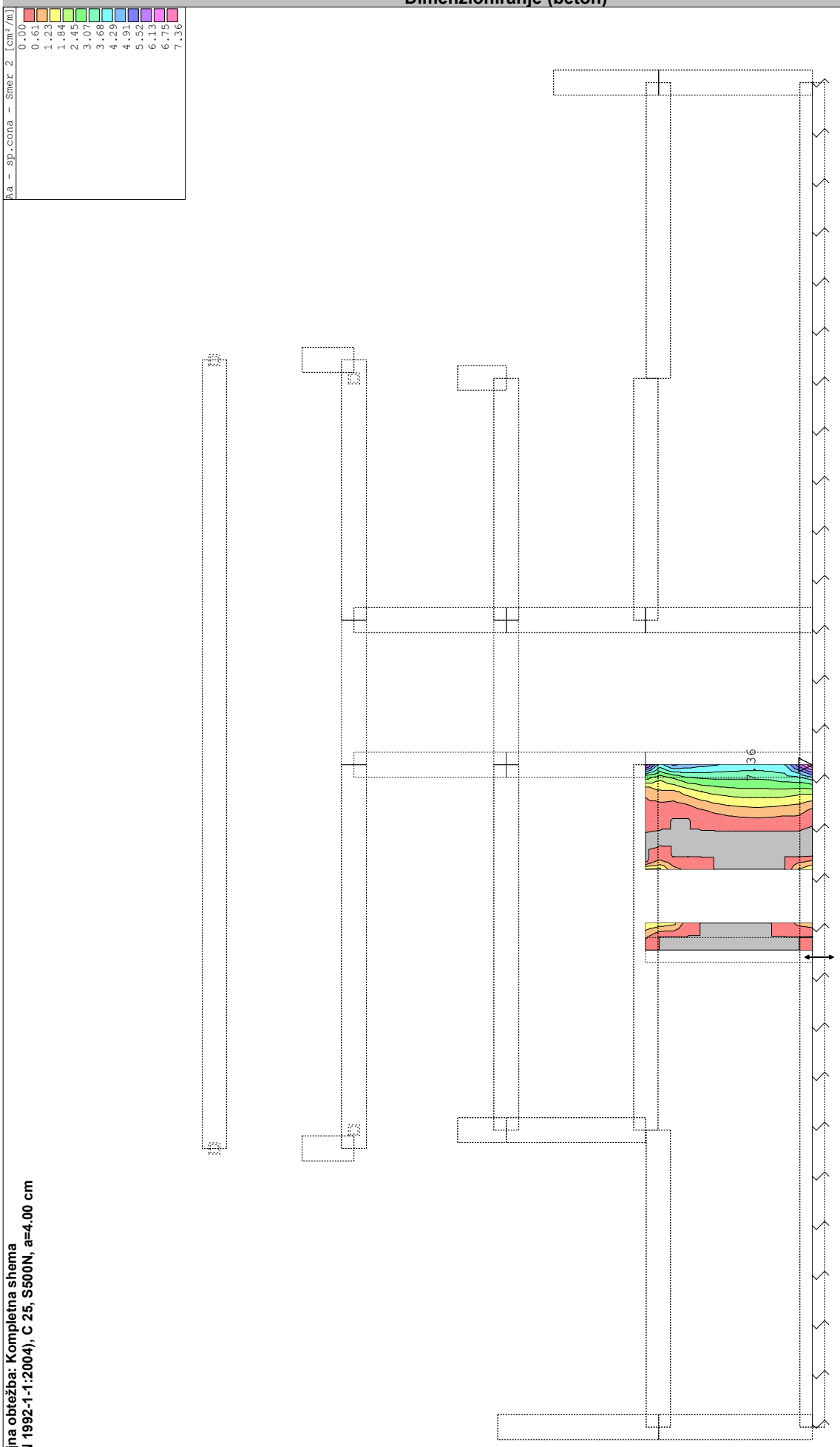

Merodajna obtežba: Kompletna shema
EC2 (EN 1992-1-1:2004), C 25, S500N, a=4.00 cm

Okvir: V_15
Aa - sp.cona - Smer 2 - max Aa2,s= 7.36 cm²/m

Dimenzioniranje (beton)

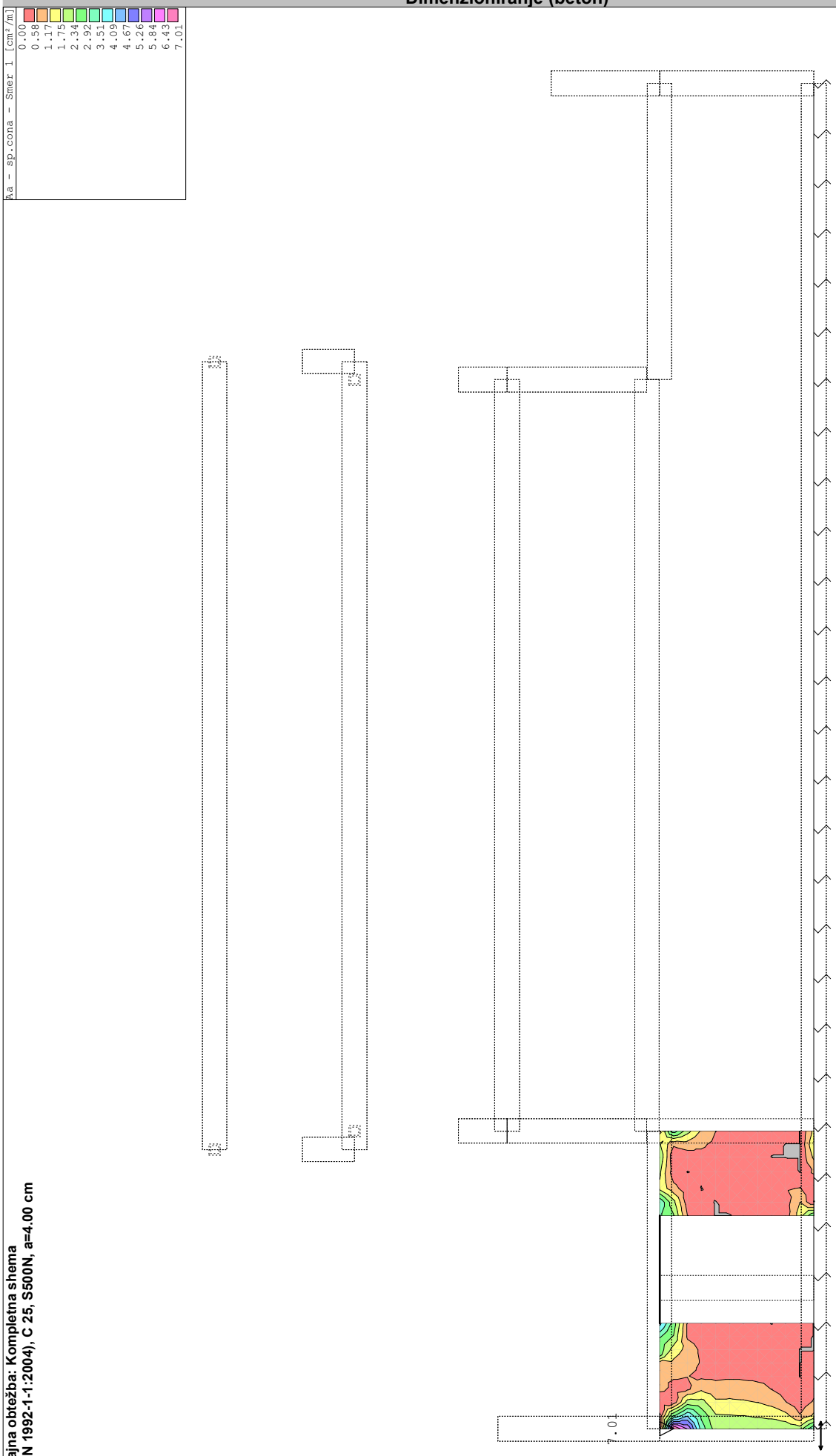

Merodajna obtežba: Kompletna shema
EC2 (EN 1992-1-1:2004), C 25, S500N, a=4.00 cm

Okvir: V_16
Aa - sp.cona - Smer 1 - max Aa1,s= 7.01 cm²/m

Dimenzioniranje (beton)

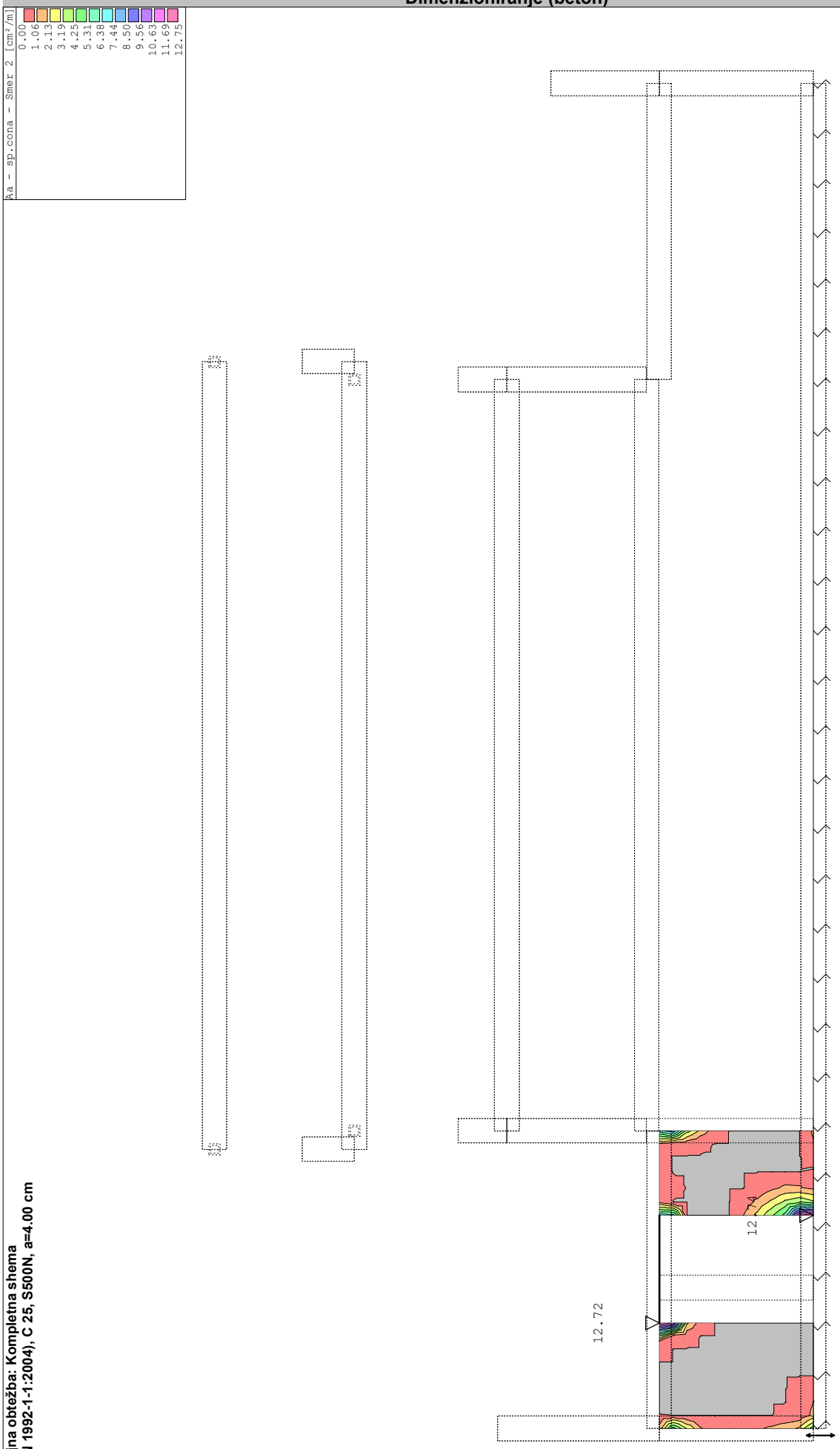

Merodajna obtežba: Kompletna shema
EC2 (EN 1992-1-1:2004), C 25, S500N, a=4.00 cm

Okvir: V_16
Aa - sp.cona - Smer 2 - max Aa2,s= 12.74 cm²/m

Dimenzioniranje (beton)



Merodajna obtežba: Kompletna shema
EC2 (EN 1992-1-1:2004), C 25, S500H

Okvir: V_16
Armatura v gredah: max Aa2/Aa1= 2.63 / 1.83 cm²

Dimenzioniranje (beton)



Merodajna obtežba: Kompletna shema
EC2 (EN 1992-1-1:2004), C 25, S500H

Okvir: V_16
Armatura v gredah: max Aa3/Aa4= 0.00 cm²

Dimenzioniranje (beton)



Merodajna obtežba: Kompletna shema
EC2 (EN 1992-1-1:2004), C 25, S500H

Okvir: V_16
Armatura v gredah: max Aa,st= 0.00 cm²

Dimenzioniranje (beton)

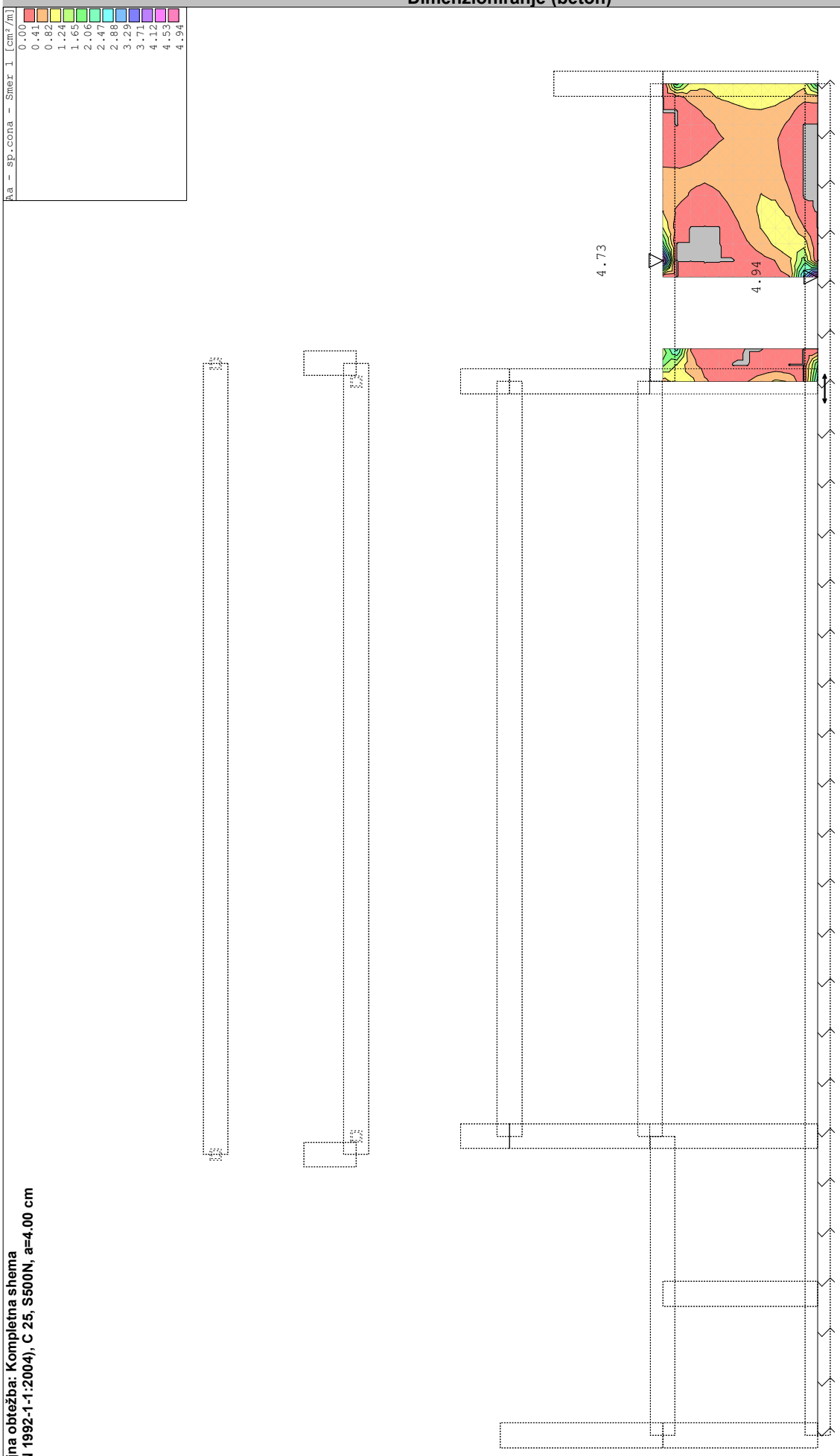

Merodajna obtežba: Kompletna shema
EC2 (EN 1992-1-1:2004), C 25, S500N, a=4.00 cm

Okvir: V_17
Aa - sp.cona - Smer 1 - max Aa1,s= 4.94 cm²/m

Dimenzioniranje (beton)

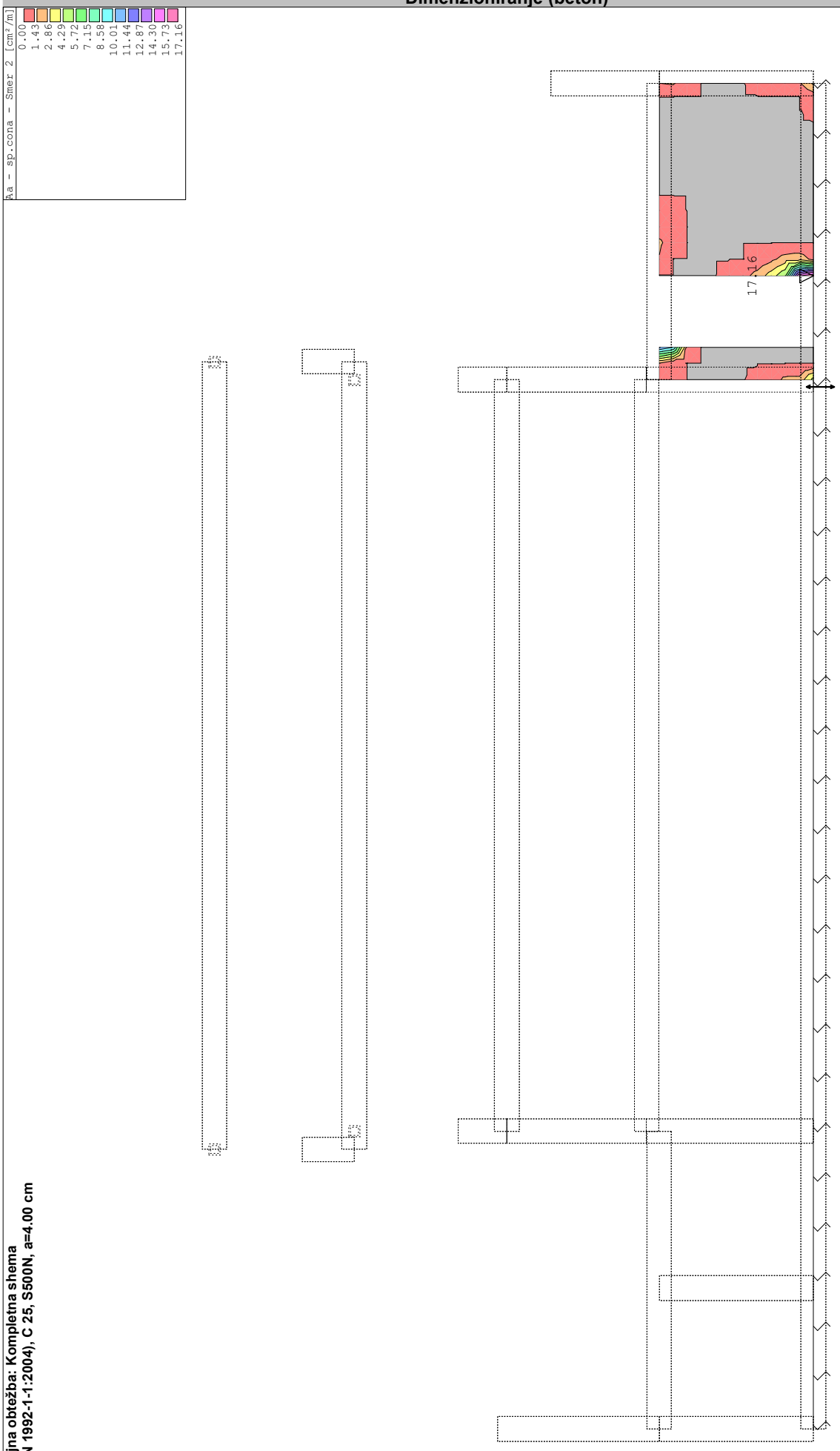

Merodajna obtežba: Kompletna shema
EC2 (EN 1992-1-1:2004), C 25, S500N, a=4.00 cm

Okvir: V_17
Aa - sp.cona - Smer 2 - max Aa2,s= 17.16 cm²/m

Dimenzioniranje (beton)

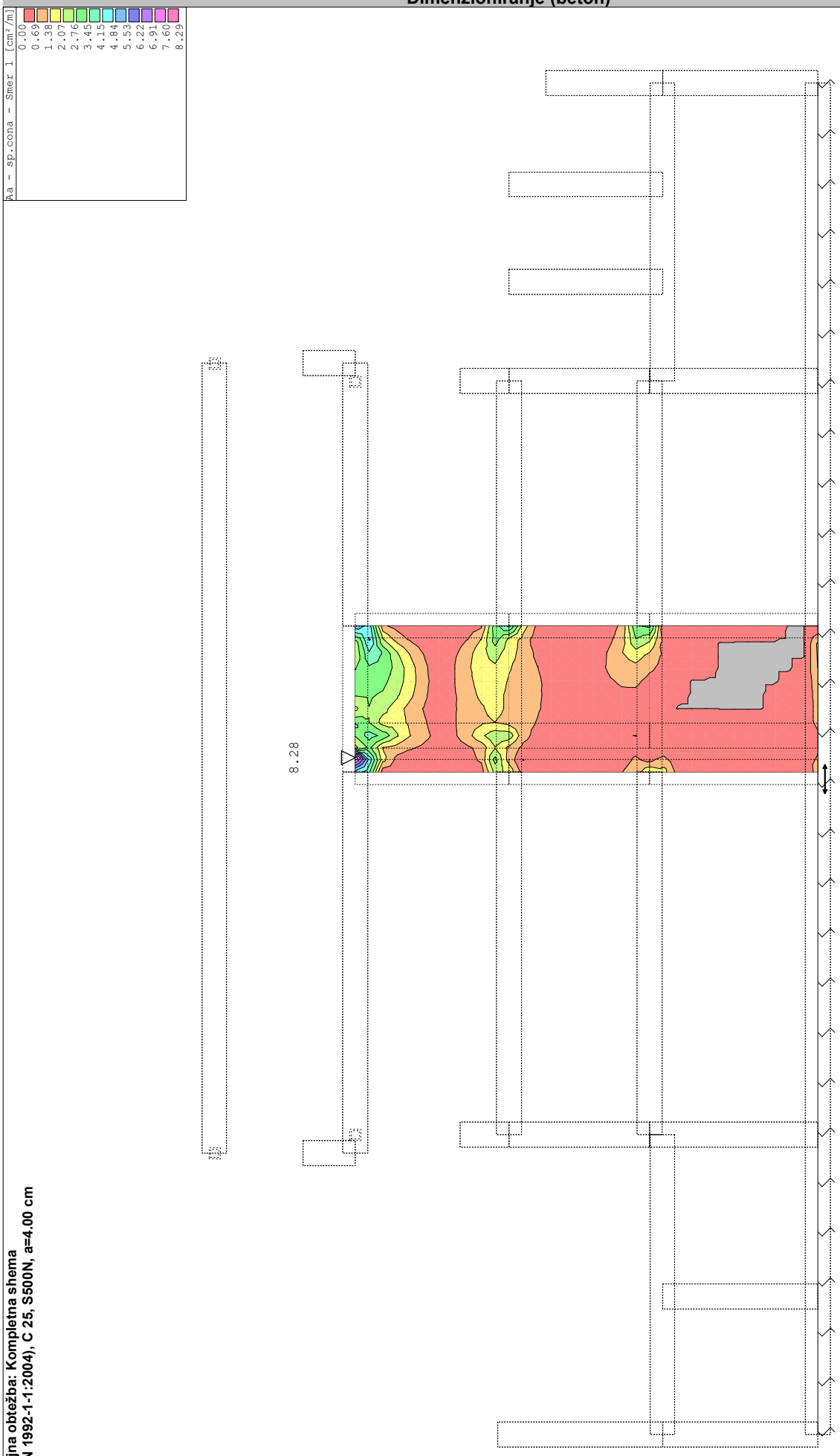

Merodajna obtežba: Kompletna shema
EC2 (EN 1992-1-1:2004), C 25, S500N, a=4.00 cm

Okvir: V_18
Aa - sp.cona - Smer 1 - max Aa1,s= 8.28 cm²/m

Dimenzioniranje (beton)

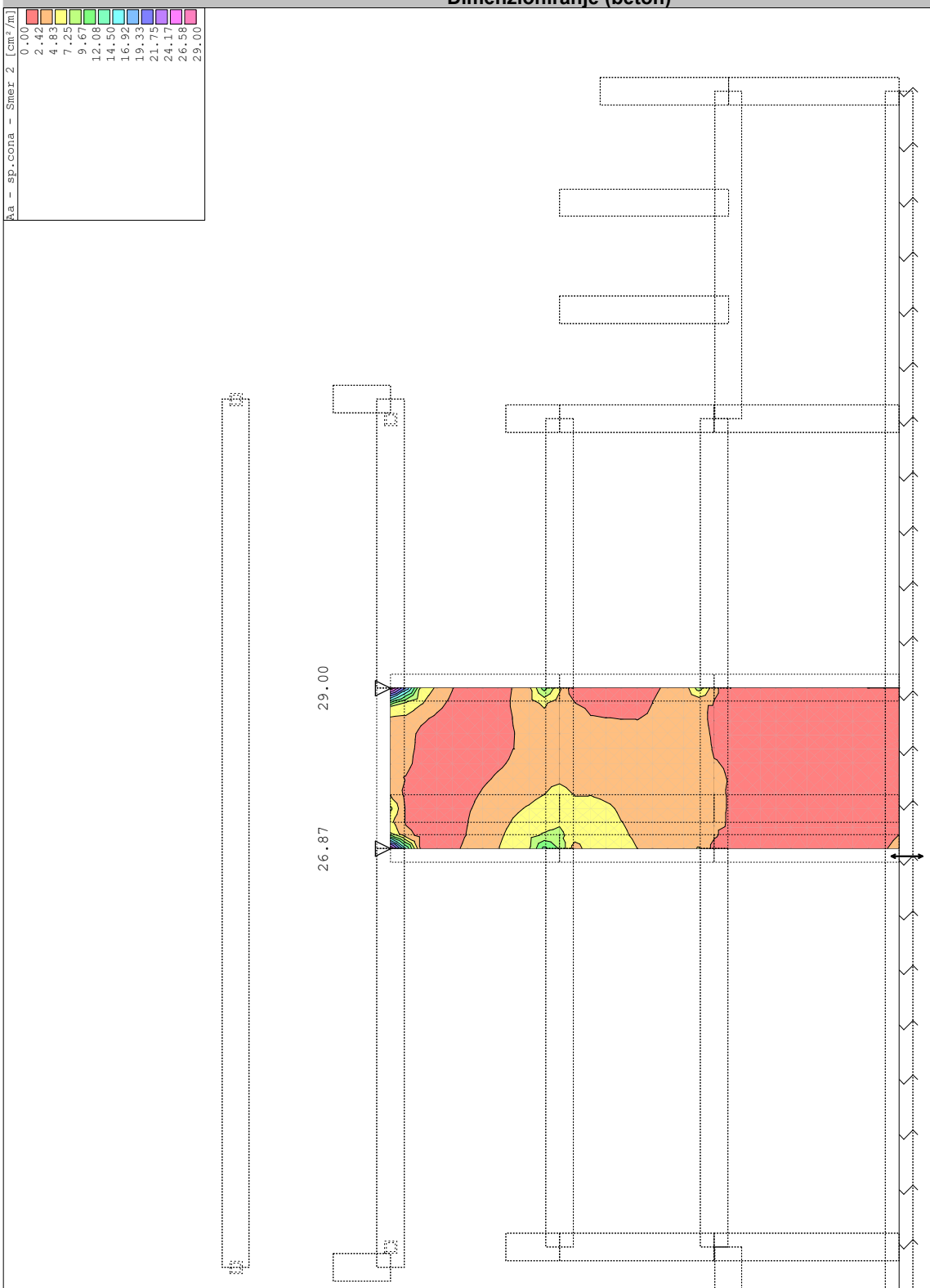

Merodajna obtežba: Kompletna shema
EC2 (EN 1992-1-1:2004), C 25, S500N, a=4.00 cm

Okvir: V_18
Aa - sp.cona - Smer 2 - max Aa2,s= 29.00 cm²/m

Dimenzioniranje (beton)

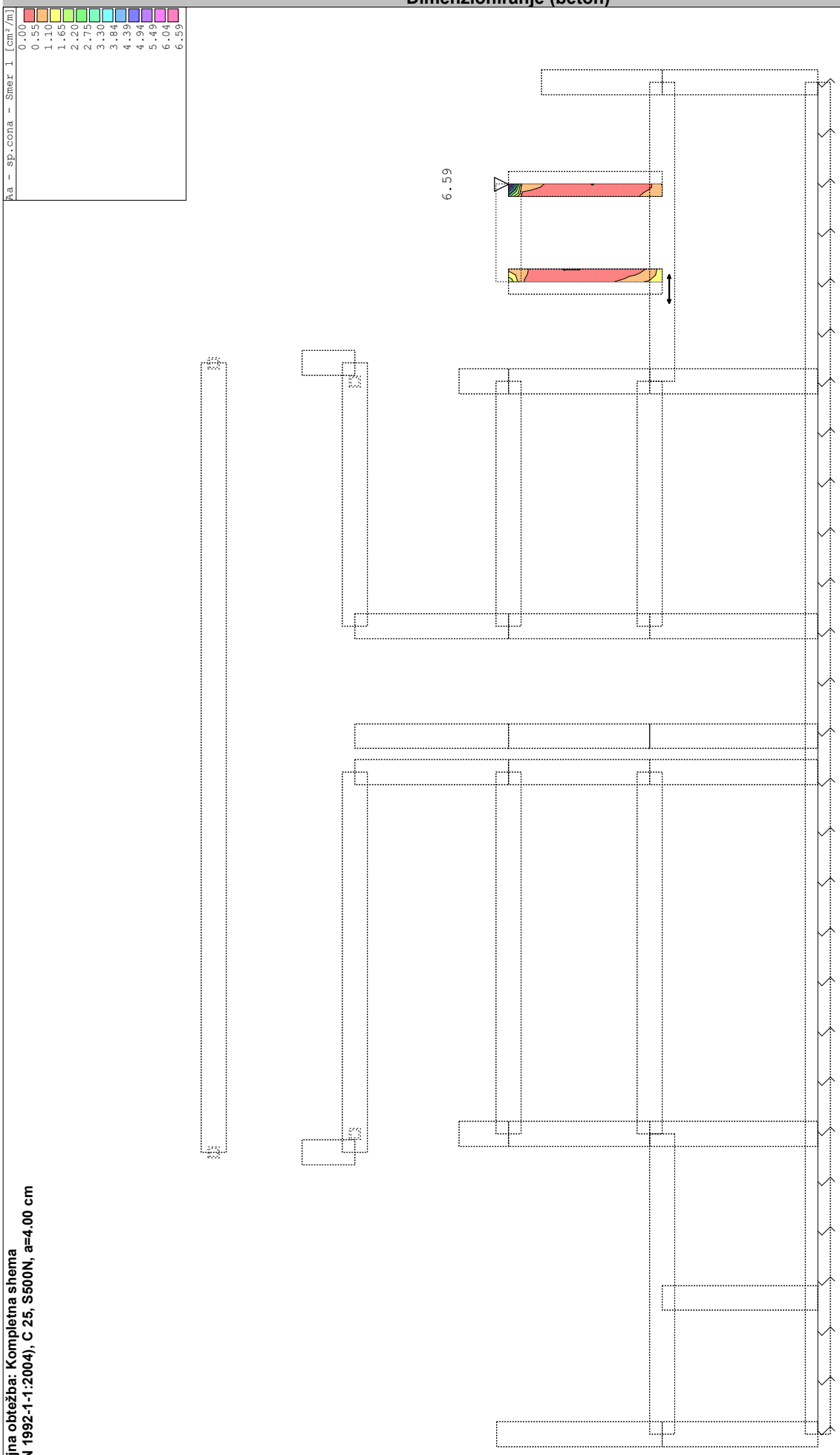

Merodajna obtežba: Kompletna shema
EC2 (EN 1992-1-1:2004), C 25, S500N, a=4.00 cm

Okvir: V_19
Aa - sp.cona - Smer 1 - max Aa1,s= 6.59 cm²/m

Dimenzioniranje (beton)

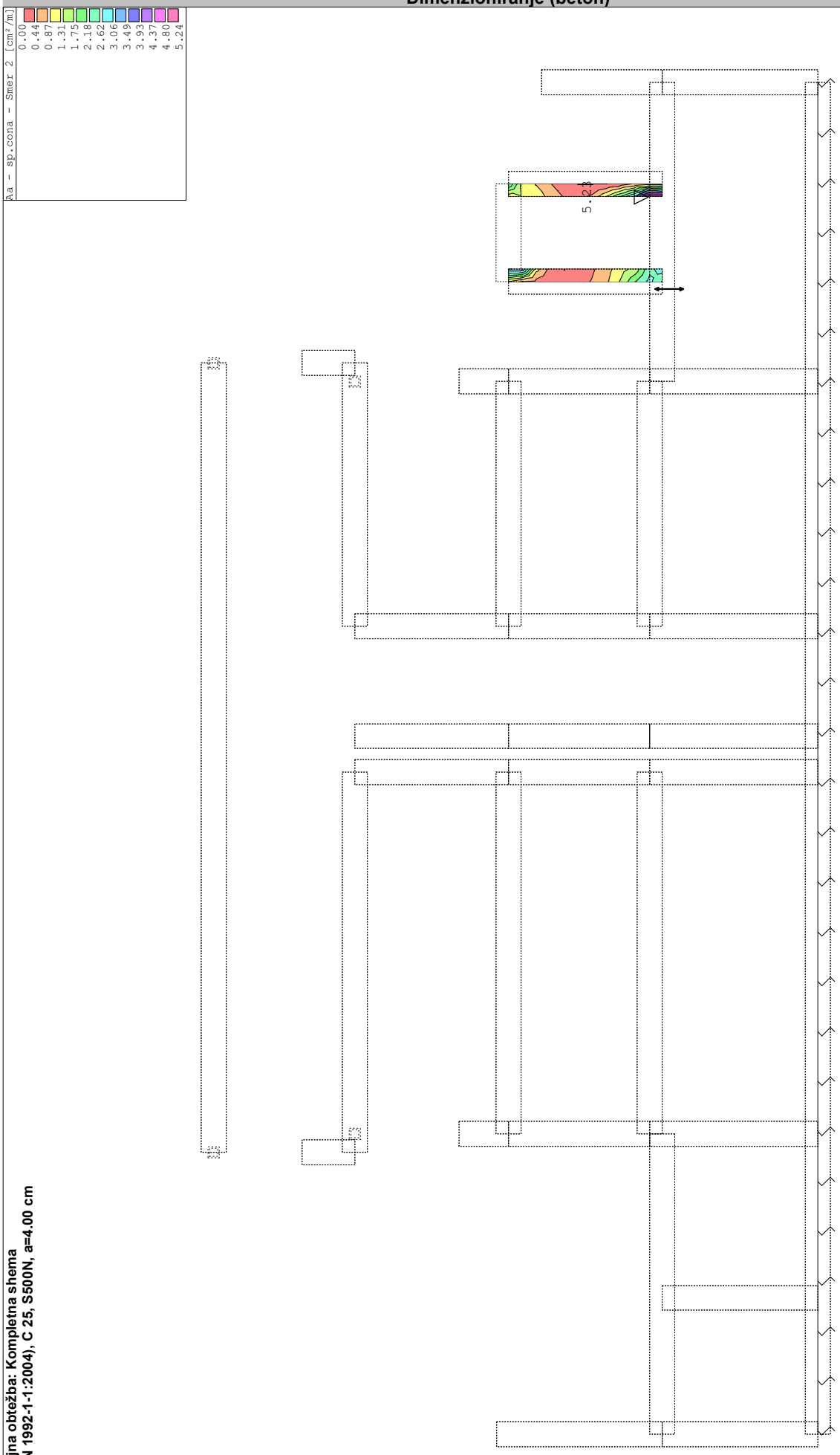

Merodajna obtežba: Kompletna shema
EC2 (EN 1992-1-1:2004), C 25, S500N, a=4.00 cm

Okvir: V_19
Aa - sp.cona - Smer 2 - max Aa2,s= 5.23 cm²/m

Dimenzioniranje (beton)

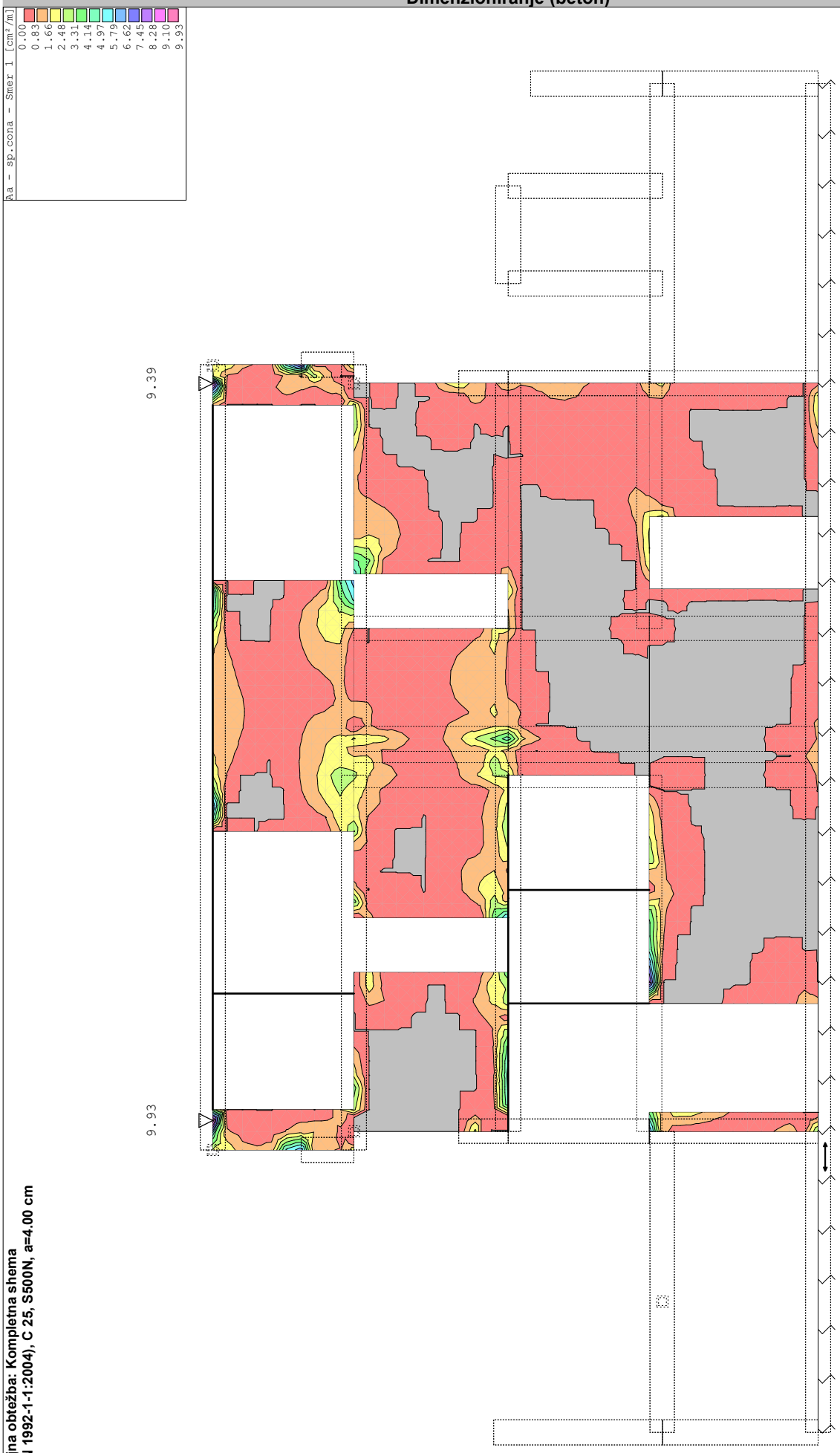

Merodajna obtežba: Kompletna shema
EC2 (EN 1992-1-1:2004), C 25, S500N, a=4.00 cm

Okvir: V_20
Aa - sp.cona - Smer 1 - max Aa1,s= 9.93 cm²/m

Dimenzioniranje (beton)

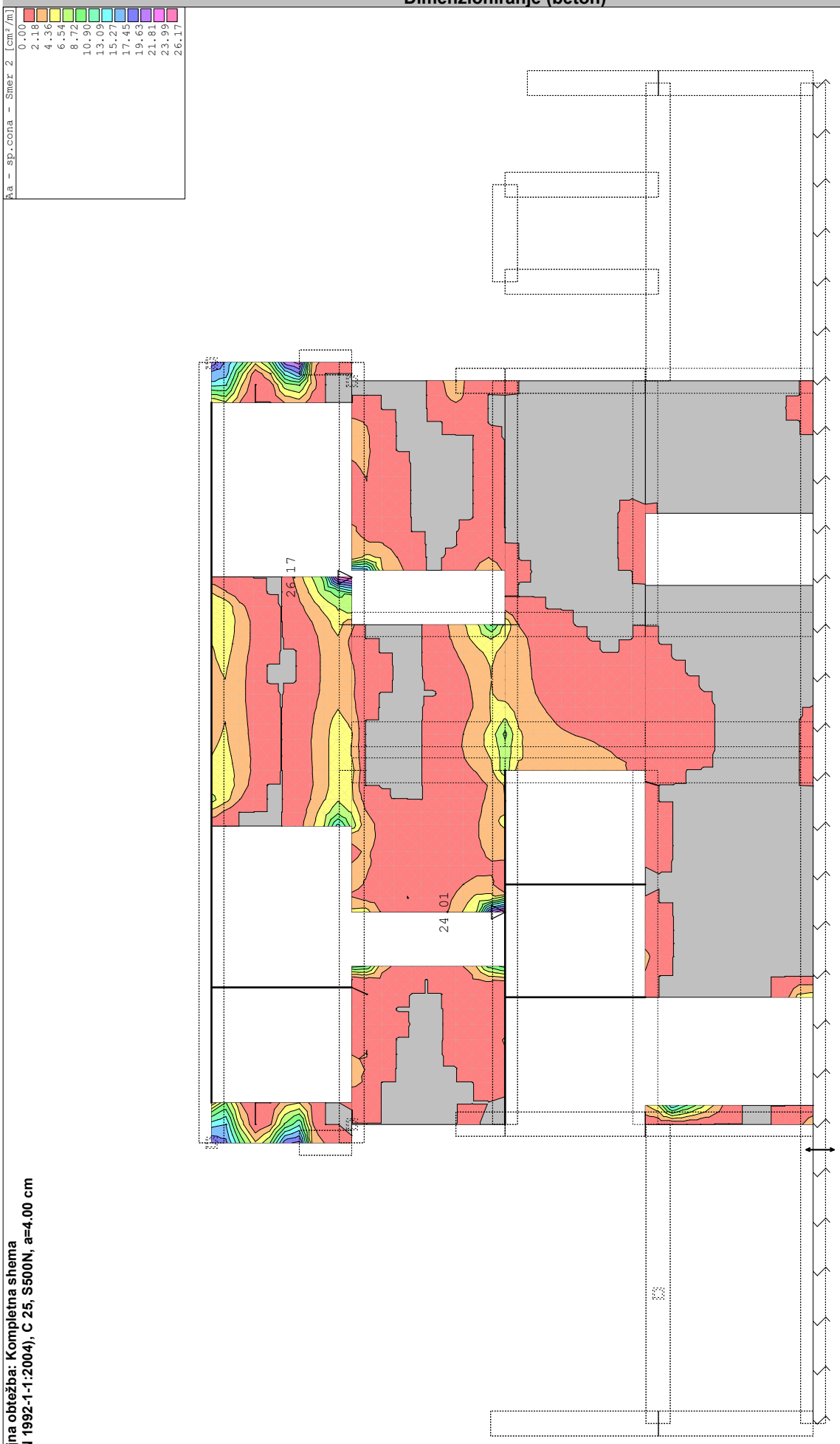

Merodajna obtežba: Kompletna shema
EC2 (EN 1992-1-1:2004), C 25, S500N, a=4.00 cm

Okvir: V_20
Aa - sp.cona - Smer 2 - max Aa2,s= 26.17 cm²/m

Dimenzioniranje (beton)

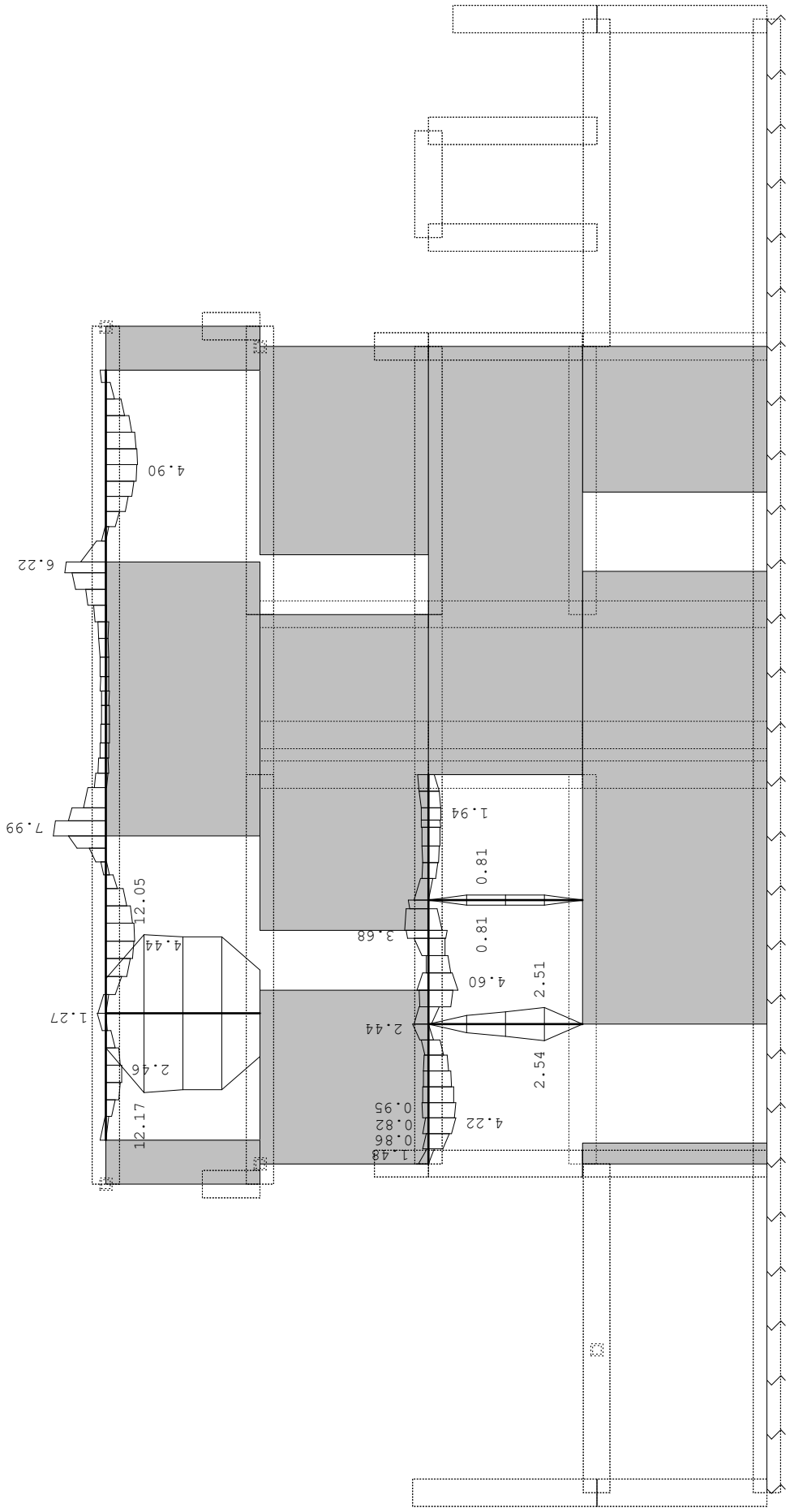

Merodajna obtežba: Kompletna shema
EC2 (EN 1992-1-1:2004), C 25, S500H

Okvir: V_20
Armatura v gredah: max Aa2/Aa1= 12.05 / 12.17 cm²

Dimenzioniranje (beton)

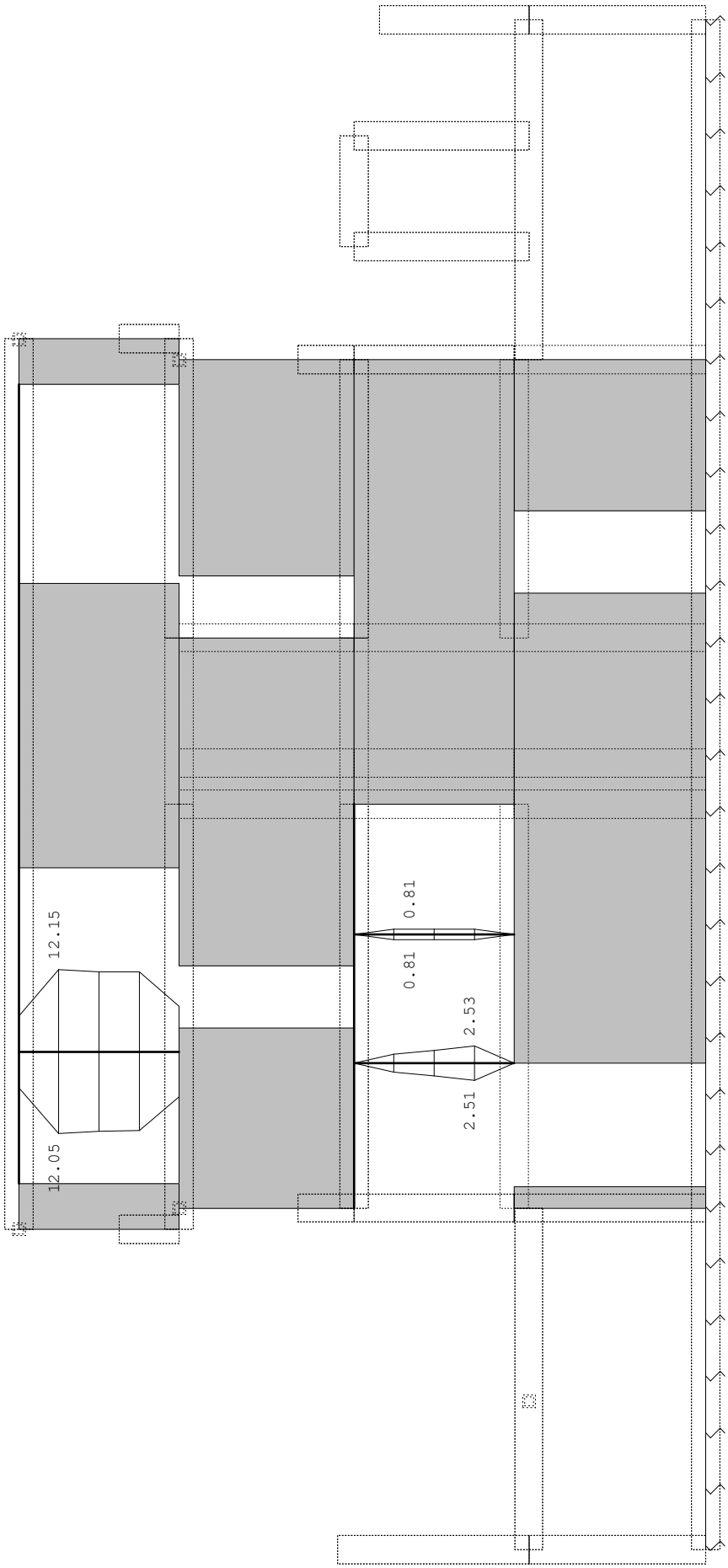

Merodajna obtežba: Kompletna shema
EC2 (EN 1992-1-1:2004), C 25, S500H

Okvir: V_20
Armatura v gredah: max Aa3/Aa4= 12.15 / 12.05 cm²

Dimenzioniranje (beton)

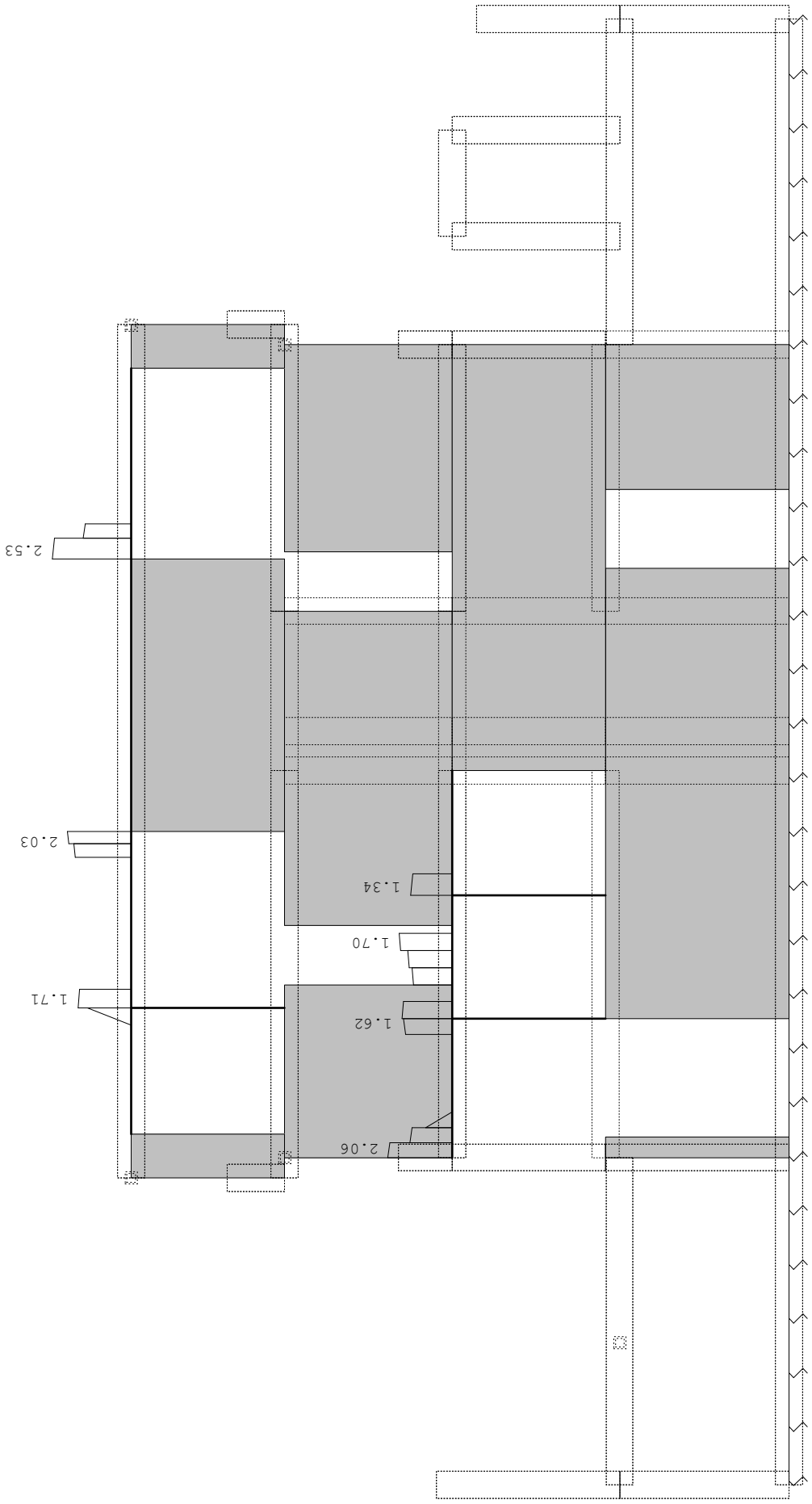

Merodajna obtežba: Kompletna shema
EC2 (EN 1992-1-1:2004), C 25, S500H

Okvir: V_20
Armatura v gredah: max Aa,st= 2.53 cm²

Dimenzioniranje (beton)

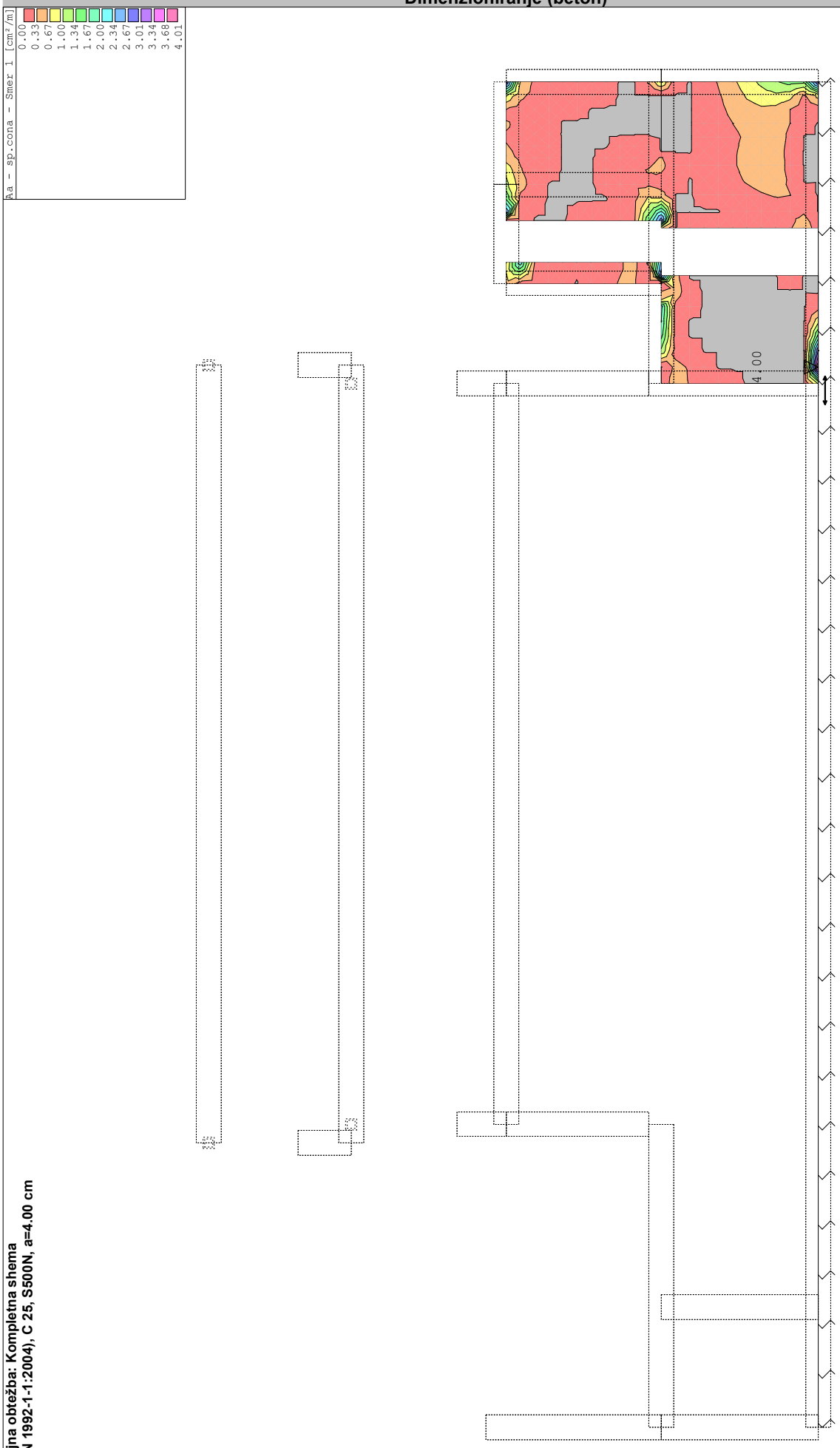

Merodajna obtežba: Kompletna shema
EC2 (EN 1992-1-1:2004), C 25, S500N, a=4.00 cm

Okvir: V_21
Aa - sp.cona - Smer 1 - max Aa1,s= 4.00 cm²/m

Dimenzioniranje (beton)

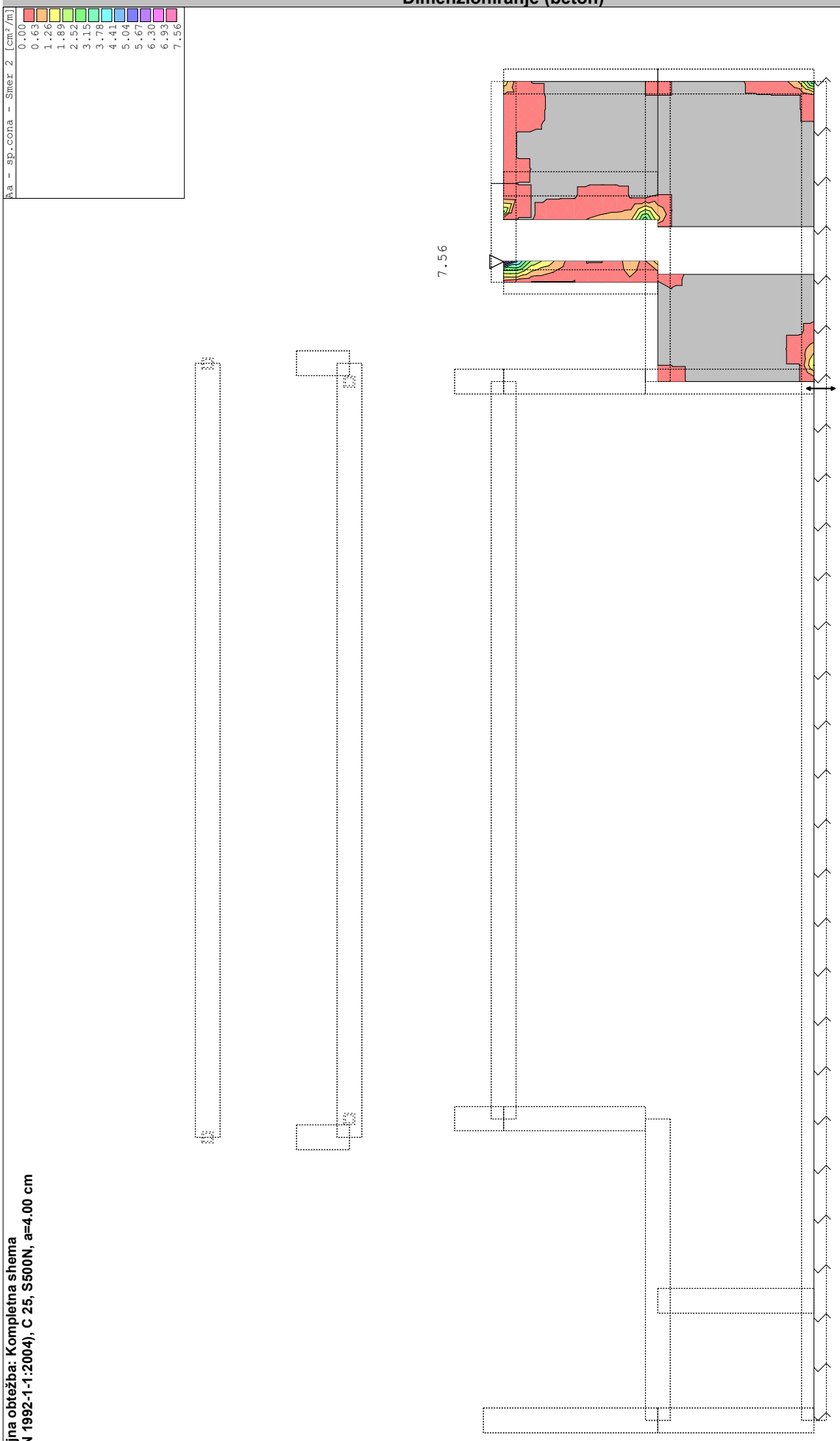

Merodajna obtežba: Kompletna shema
EC2 (EN 1992-1-1:2004), C 25, S500N, a=4.00 cm

Okvir: V_21
Aa - sp.cona - Smer 2 - max Aa2,s= 7.56 cm²/m

Dimenzioniranje (beton)

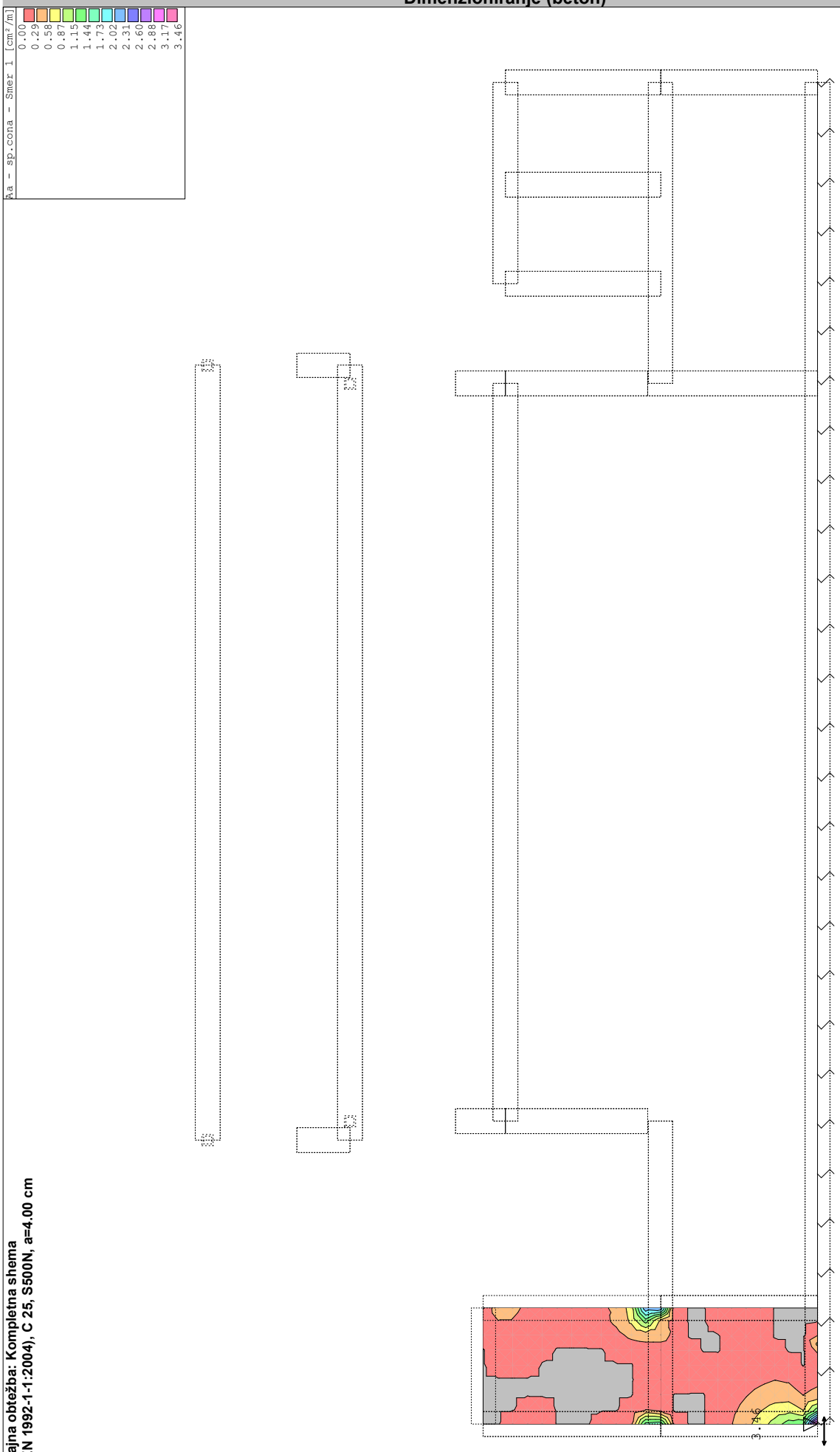

Merodajna obtežba: Kompletna shema
EC2 (EN 1992-1-1:2004), C 25, S500N, a=4.00 cm

Okvir: V_22
Aa - sp.cona - Smer 1 - max Aa1,s= 3.46 cm²/m

Dimenzioniranje (beton)

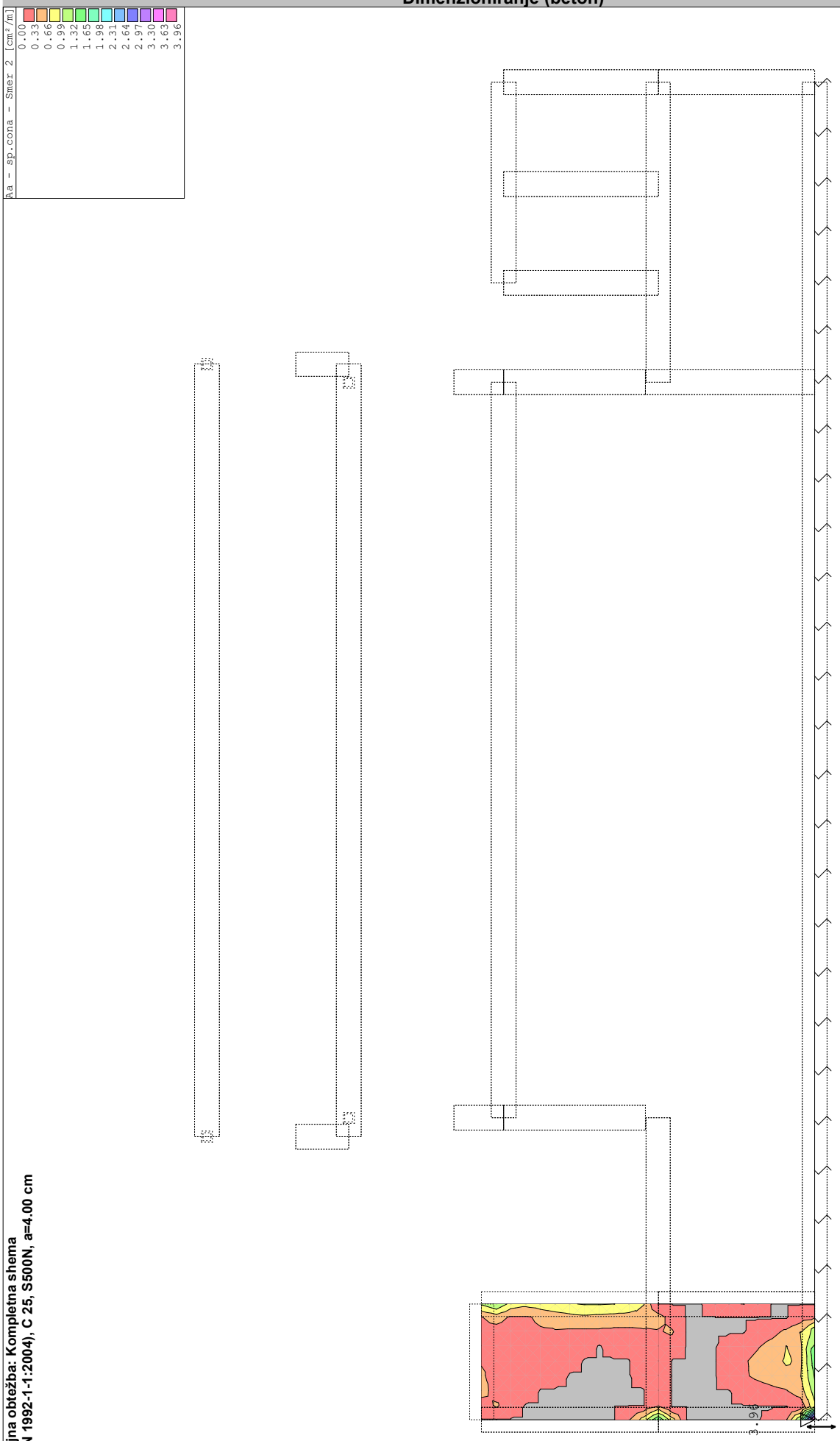

Merodajna obtežba: Kompletna shema
EC2 (EN 1992-1-1:2004), C 25, S500N, a=4.00 cm

Okvir: V_22
Aa - sp.cona - Smer 2 - max Aa2,s= 3.96 cm²/m

Dimenzioniranje (beton)

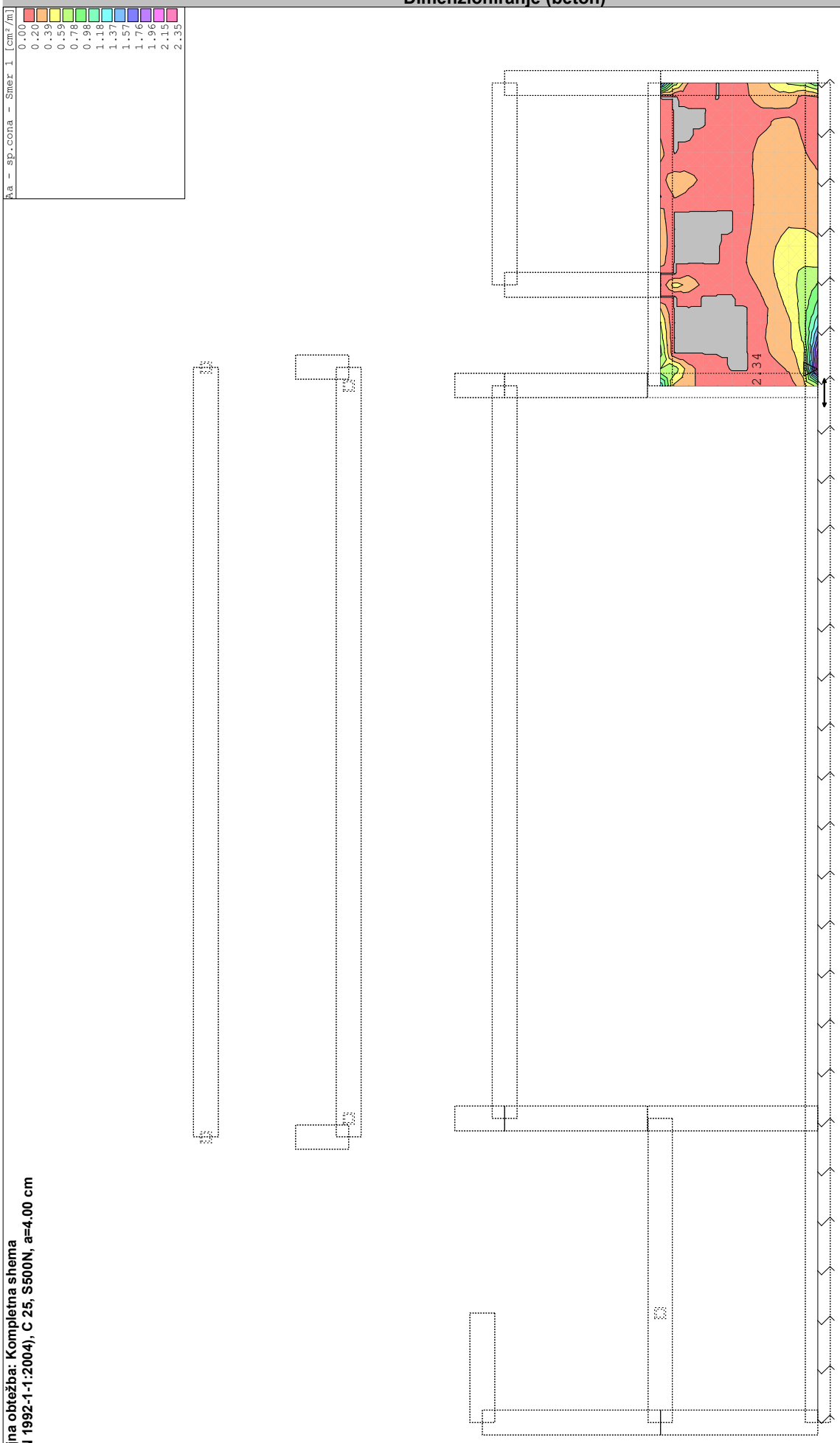

Merodajna obtežba: Kompletna shema
EC2 (EN 1992-1-1:2004), C 25, S500N, a=4.00 cm

Okvir: V_23
Aa - sp.cona - Smer 1 - max Aa1,s= 2.34 cm²/m

Dimenzioniranje (beton)

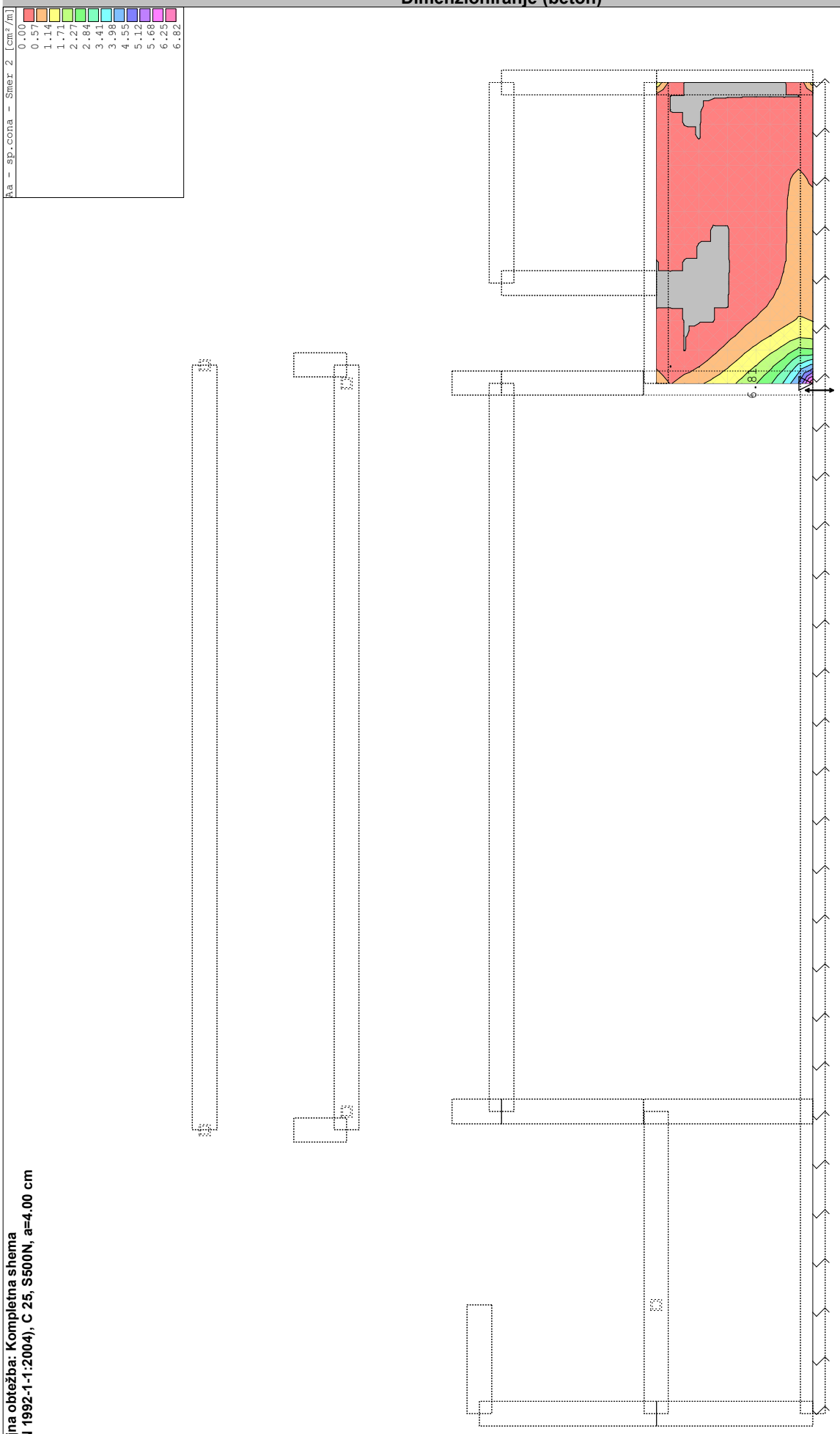

Merodajna obtežba: Kompletna shema
EC2 (EN 1992-1-1:2004), C 25, S500N, a=4.00 cm

Okvir: V_23
Aa - sp.cona - Smer 2 - max Aa2,s= 6.81 cm²/m

Dimenzioniranje (beton)

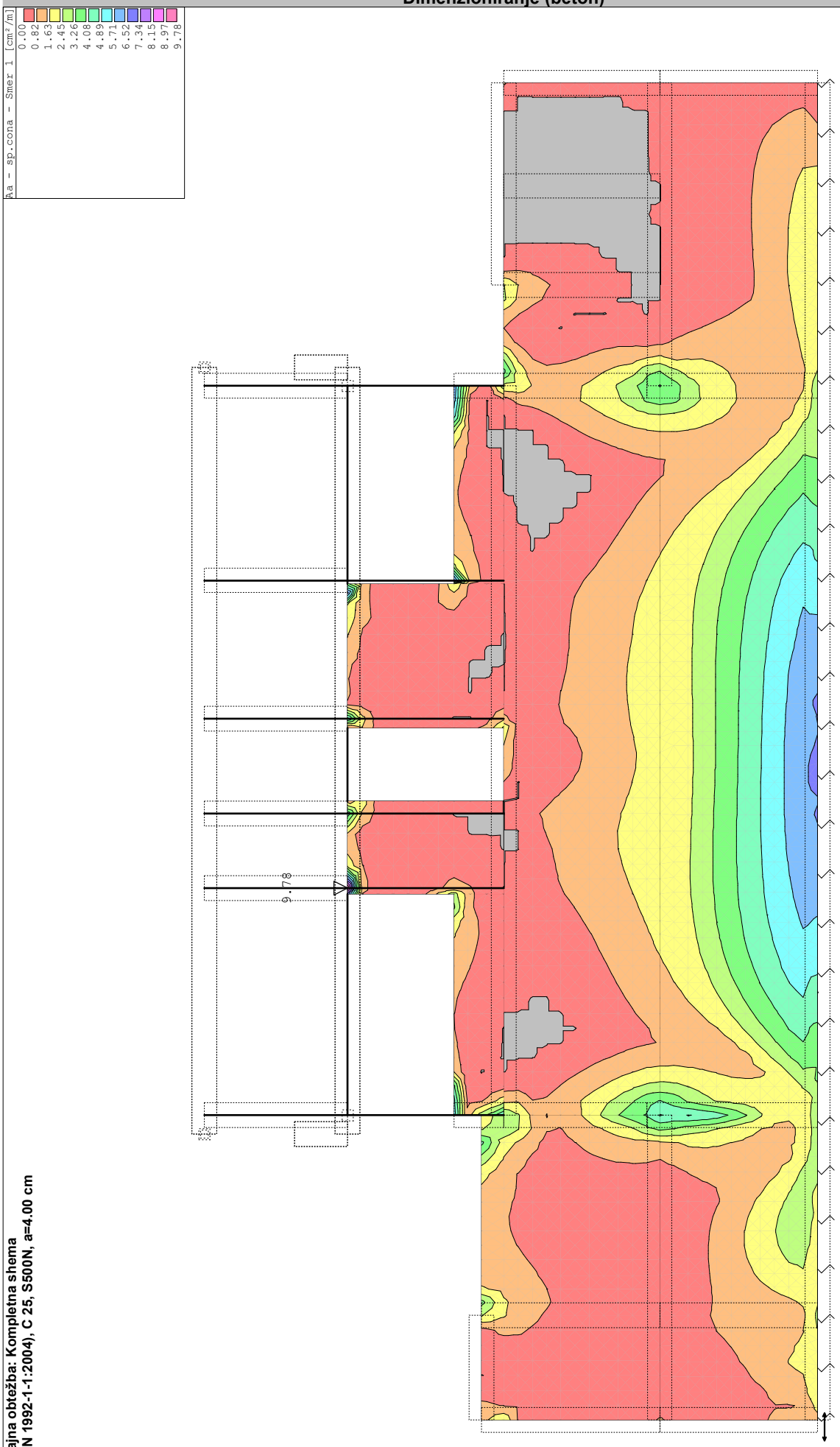

Merodajna obtežba: Kompletna shema
EC2 (EN 1992-1-1:2004), C 25, S500N, a=4.00 cm

Okvir: V_24
Aa - sp.cona - Smer 1 - max Aa1,s= 9.78 cm²/m

Dimenzioniranje (beton)

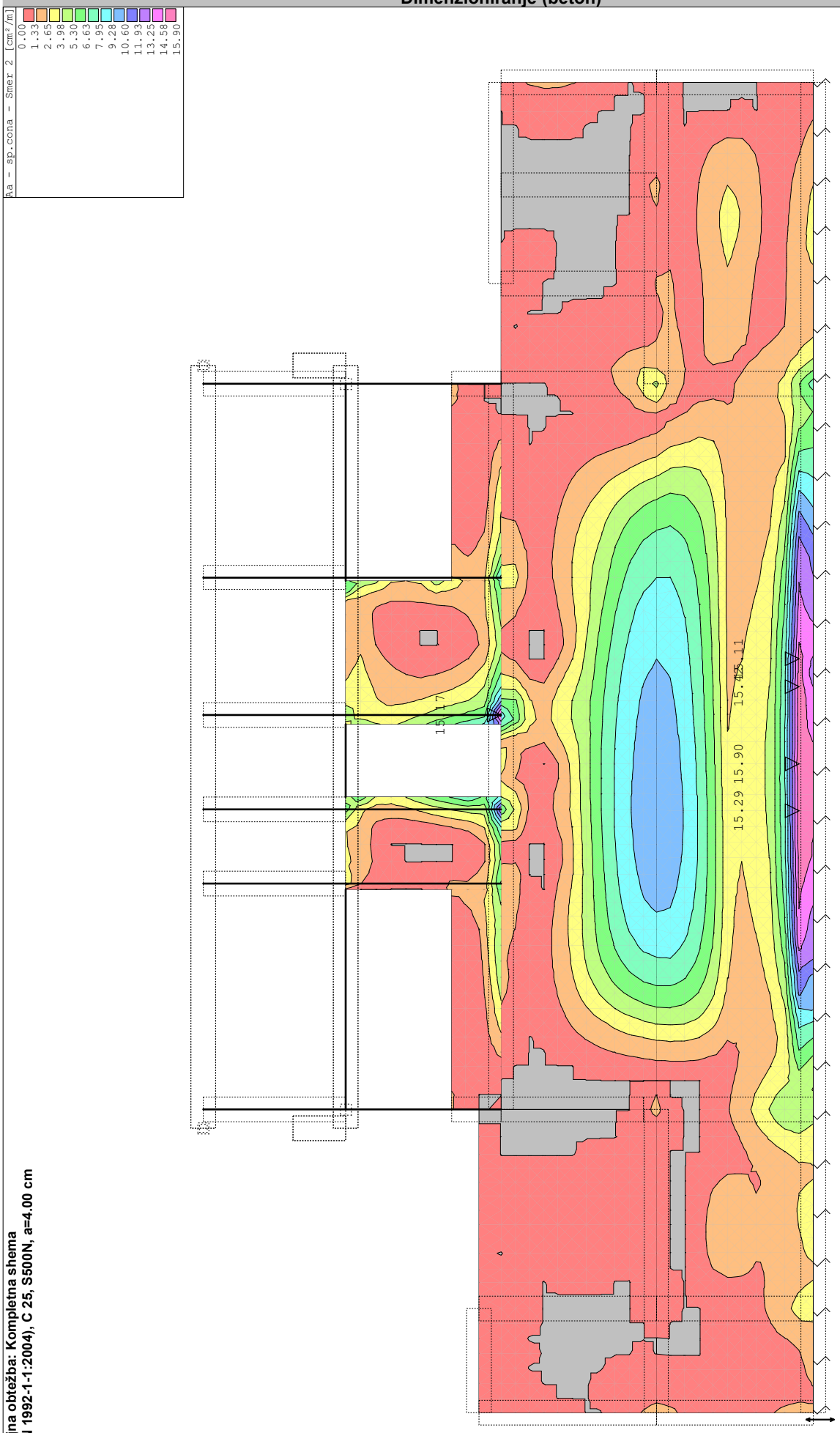

Merodajna obtežba: Kompletna shema
EC2 (EN 1992-1-1:2004), C 25, S500N, a=4.00 cm

Okvir: V_24
Aa - sp.cona - Smer 2 - max Aa2,s= 15.90 cm²/m

Dimenzioniranje (beton)

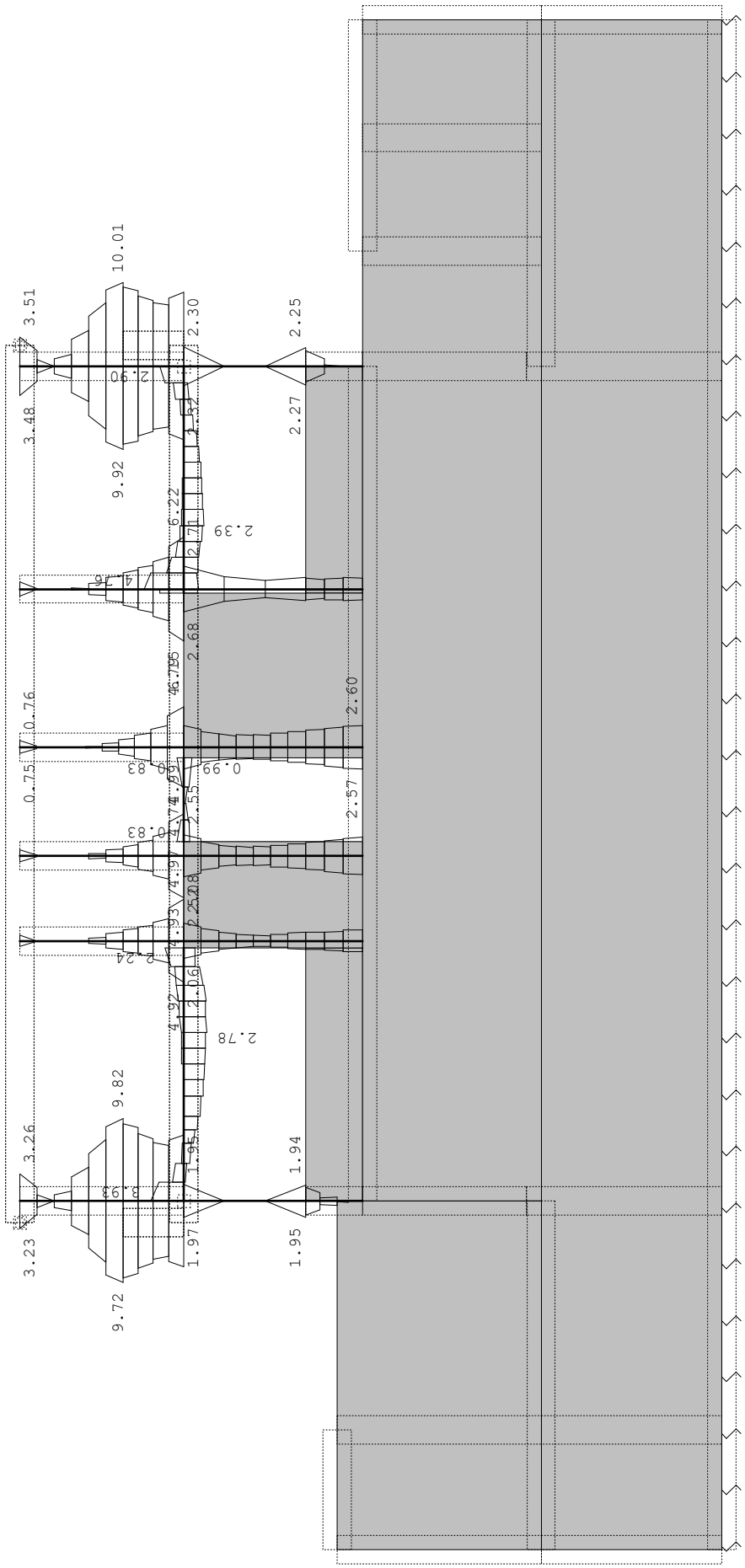

Merodajna obtežba: Kompletna shema
EC2 (EN 1992-1-1:2004), C 25, S500H

Okvir: V_24
Armatura v gredah: max Aa2/Aa1= 9.92 / 10.01 cm²

Dimenzioniranje (beton)

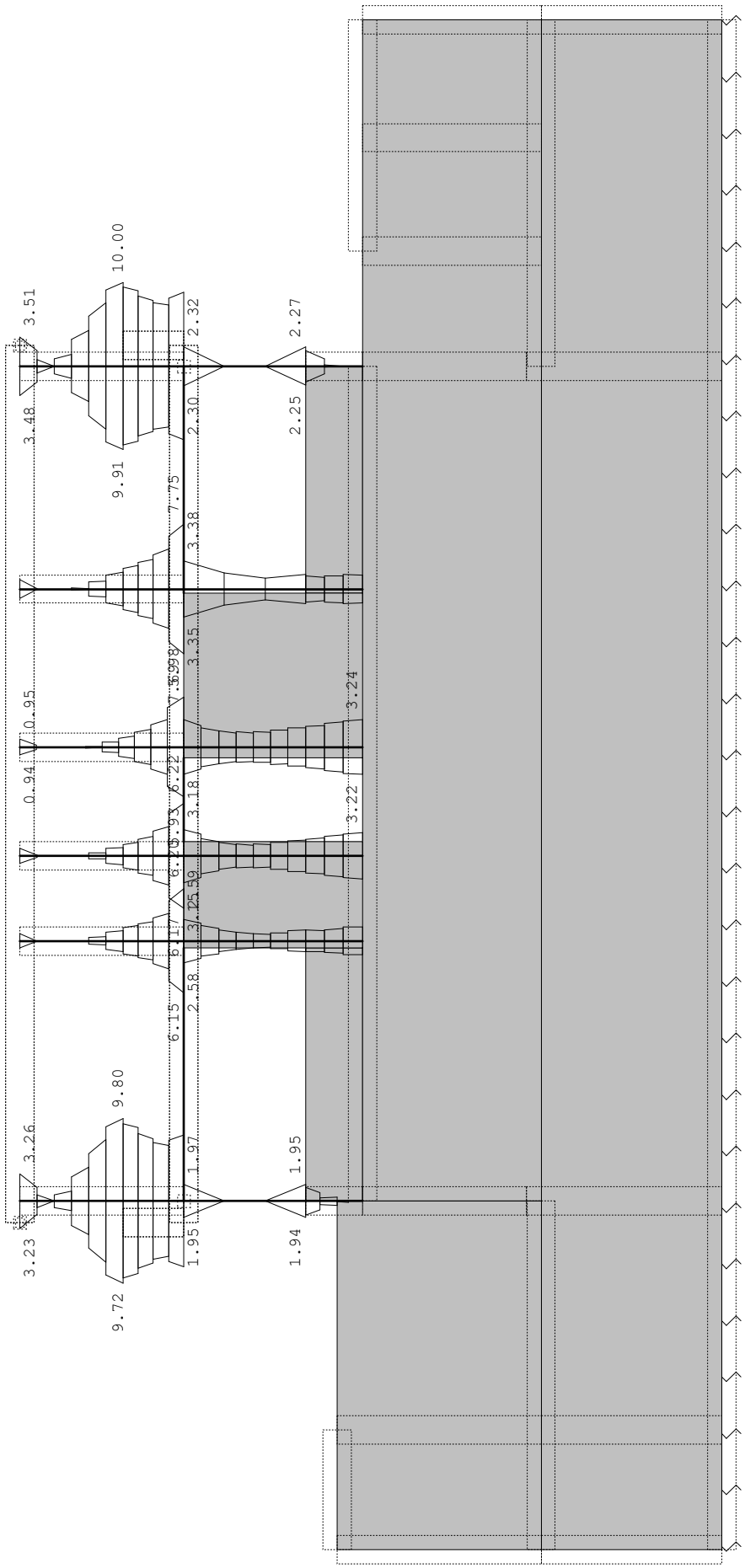

Merodajna obtežba: Kompletna shema
EC2 (EN 1992-1-1:2004), C 25, S500H

Okvir: V_24
Armatura v gredah: max Aa3/Aa4= 10.00 / 9.91 cm²

Dimenzioniranje (beton)

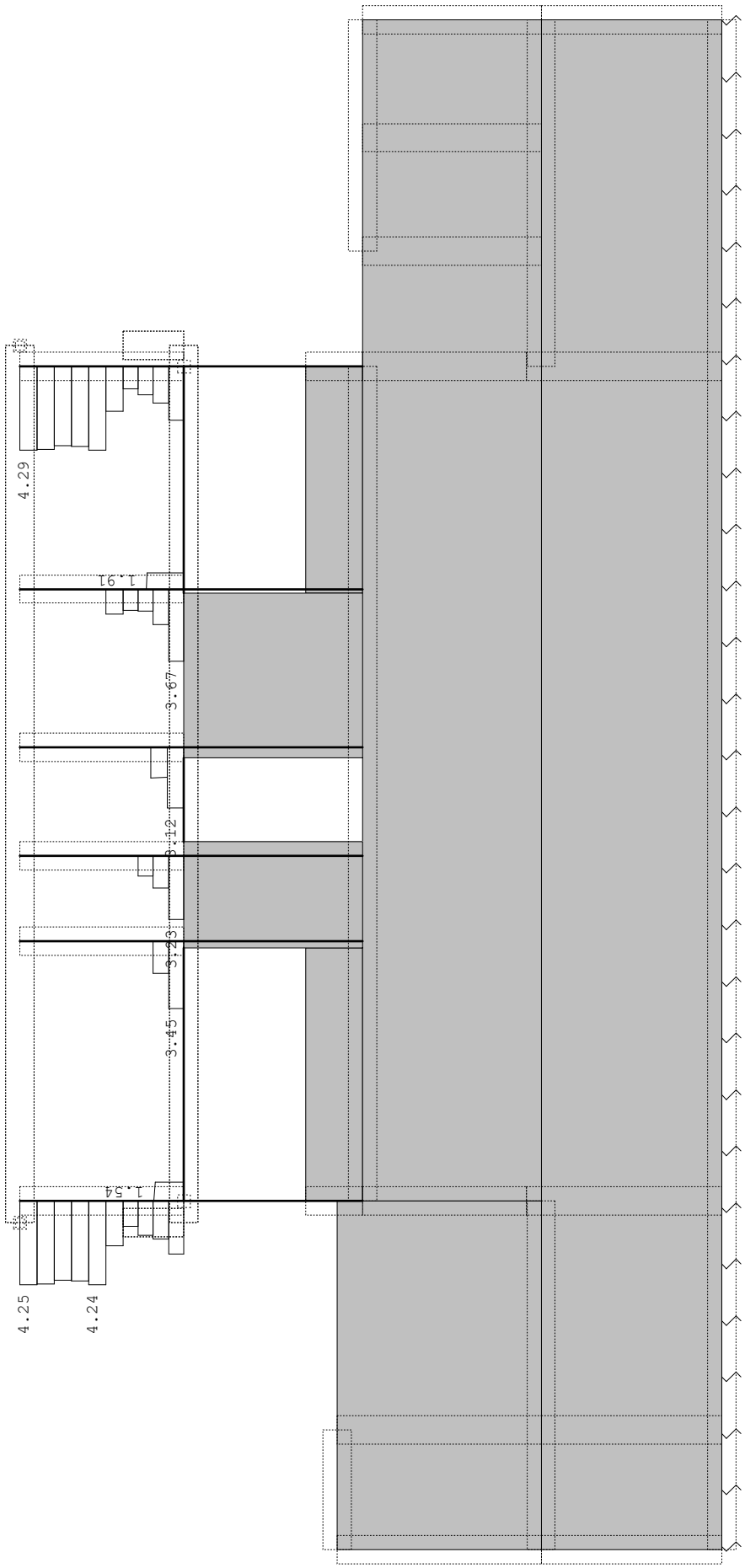

Merodajna obtežba: Kompletna shema
EC2 (EN 1992-1-1:2004), C 25, S500H

Okvir: V_24
Armatura v gredah: max Aa,st= 4.29 cm²

Dimenzioniranje (beton)

Merodajna obtežba: Kompletna shema
EC2 (EN 1992-1-1:2004), C 25, S500N, a=4.00 cm

Okvir: V_25
Aa - sp.cona - Smer 1 - max Aa1,s= 23.26 cm²/m

Dimenzioniranje (beton)

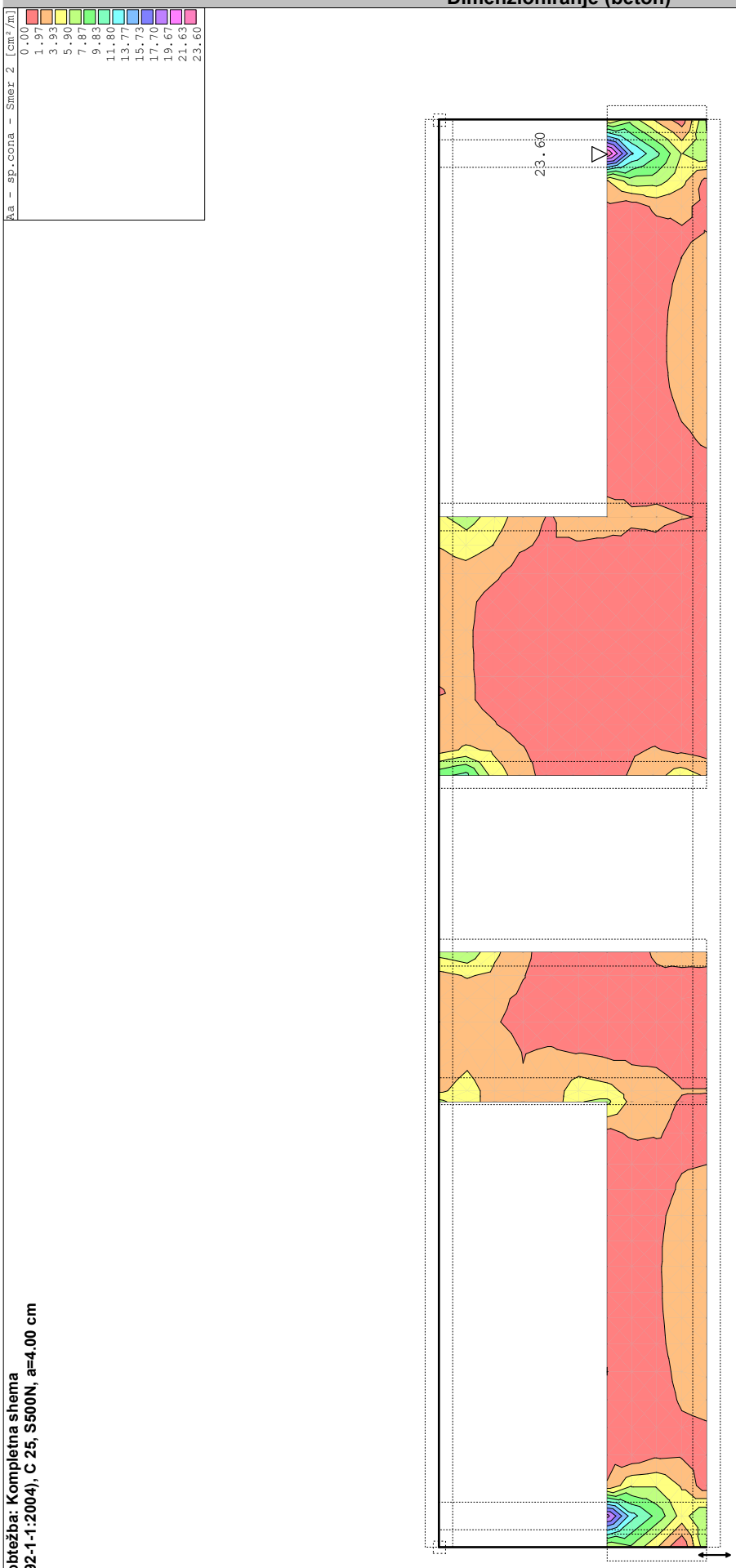

Merodajna obtežba: Kompletna shema
EC2 (EN 1992-1-1:2004), C 25, S500N, a=4.00 cm

Okvir: V_25
Aa - sp.cona - Smer 2 - max Aa2,s= 23.60 cm²/m

Dimenzioniranje (beton)

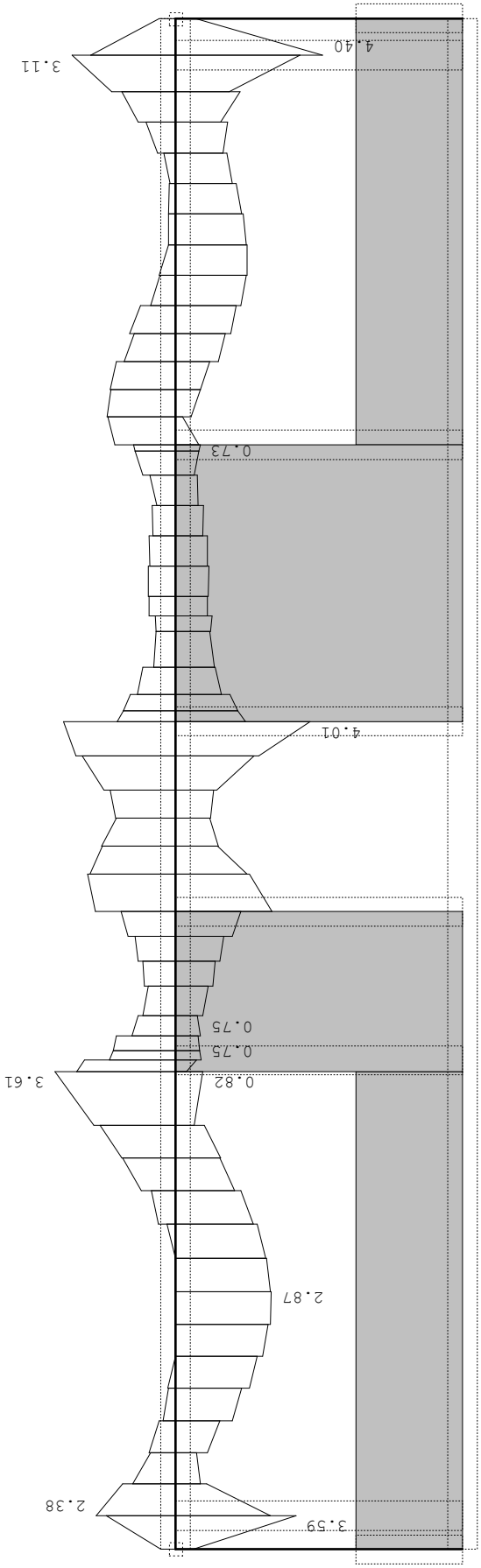

Merodajna obtežba: Kompletna shema
EC2 (EN 1992-1-1:2004), C 25, S500H

Okvir: V_25
Armatura v gredah: max Aa2/Aa1= 3.61 / 4.40 cm²

Dimenzioniranje (beton)



Merodajna obtežba: Kompletna shema
EC2 (EN 1992-1-1:2004), C 25, S500H

Okvir: V_25
Armatura v gredah: max Aa3/Aa4= 0.05 / 0.05 cm²

Dimenzioniranje (beton)

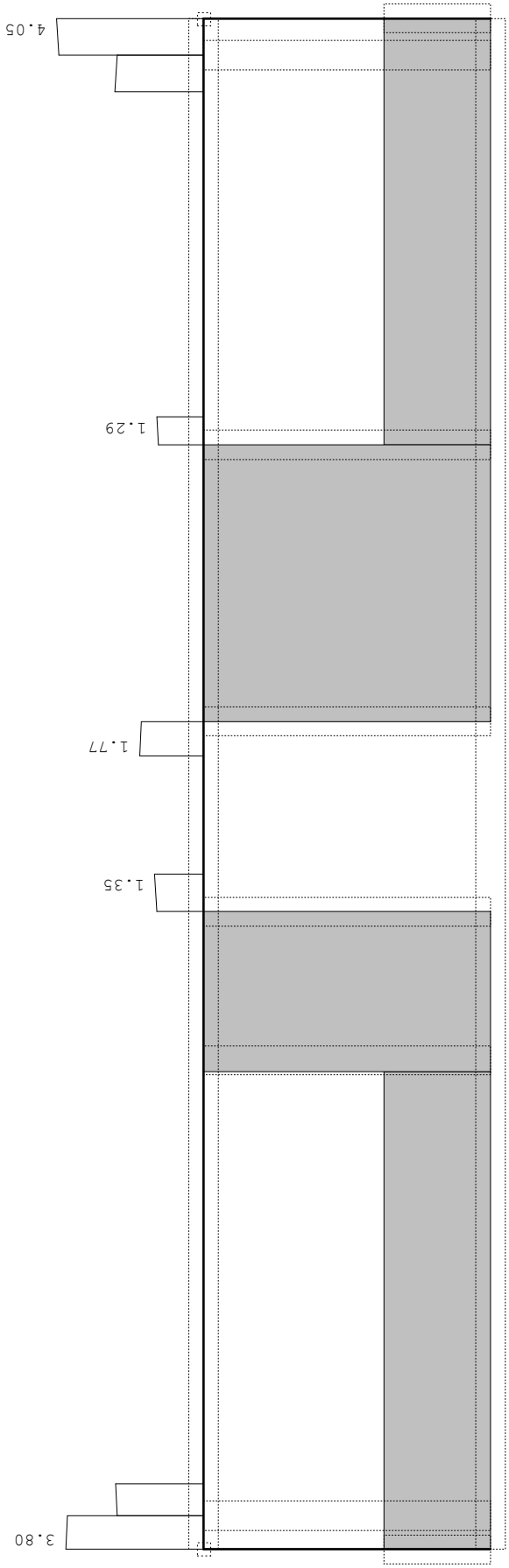

Merodajna obtežba: Kompletna shema
EC2 (EN 1992-1-1:2004), C 25, S500H

Okvir: V_25
Armatura v gredah: max Aa,st= 4.05 cm²

Dimenzioniranje (beton)

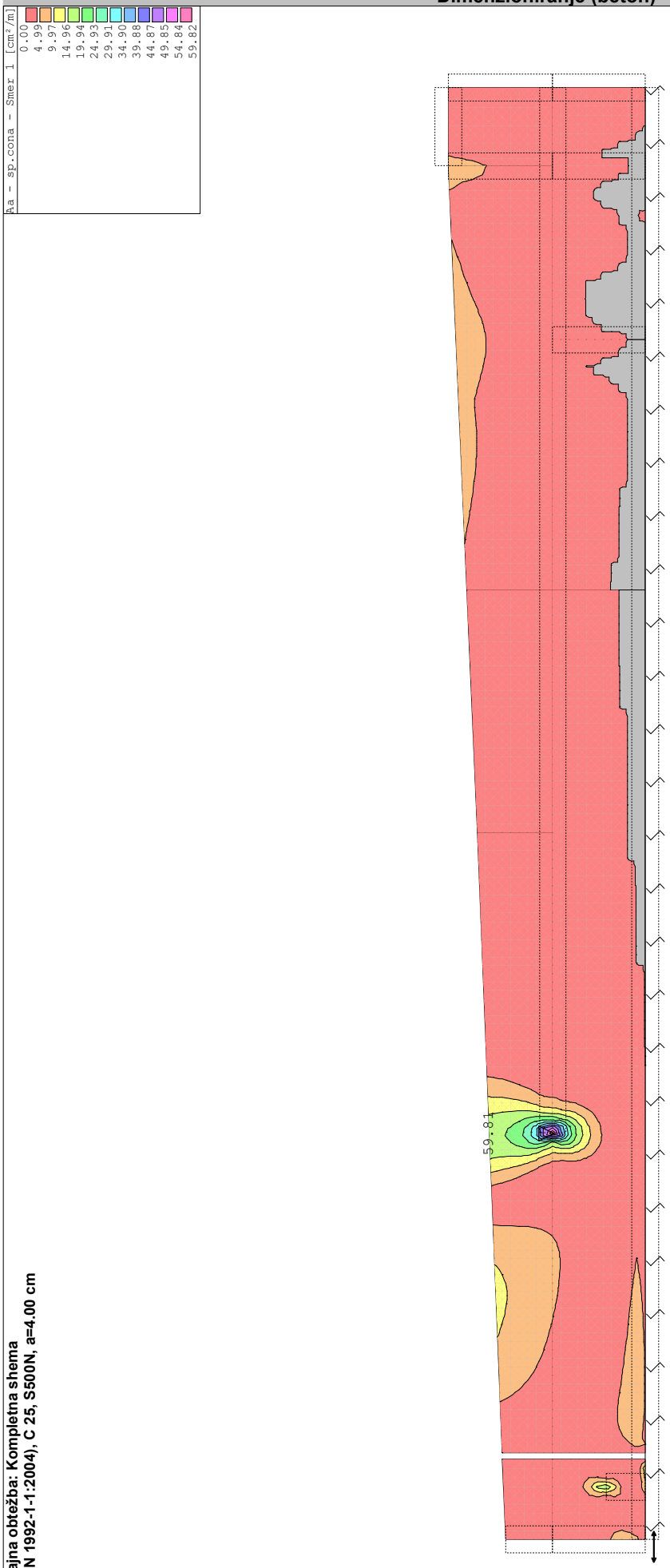

Merodajna obtežba: Kompletna shema
EC2 (EN 1992-1-1:2004), C 25, S500N, a=4.00 cm

Okvir: K_1
Aa - sp.cona - Smer 1 - max Aa1,s= 59.81 cm²/m

Dimenzioniranje (beton)

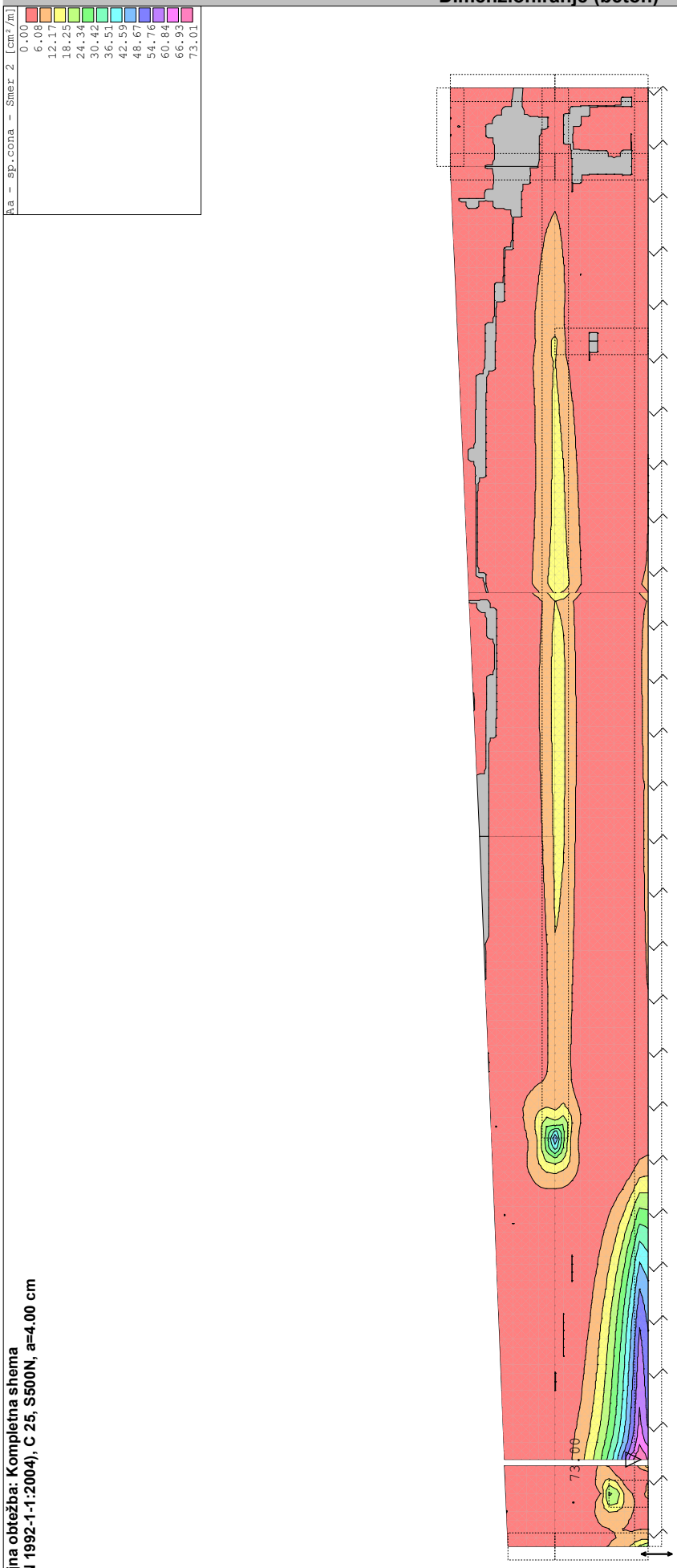

Merodajna obtežba: Kompletna shema
EC2 (EN 1992-1-1:2004), C 25, S500N, a=4.00 cm

Okvir: K_1
Aa - sp.cona - Smer 2 - max Aa2,s= 73.00 cm²/m

Dimenzioniranje (beton)

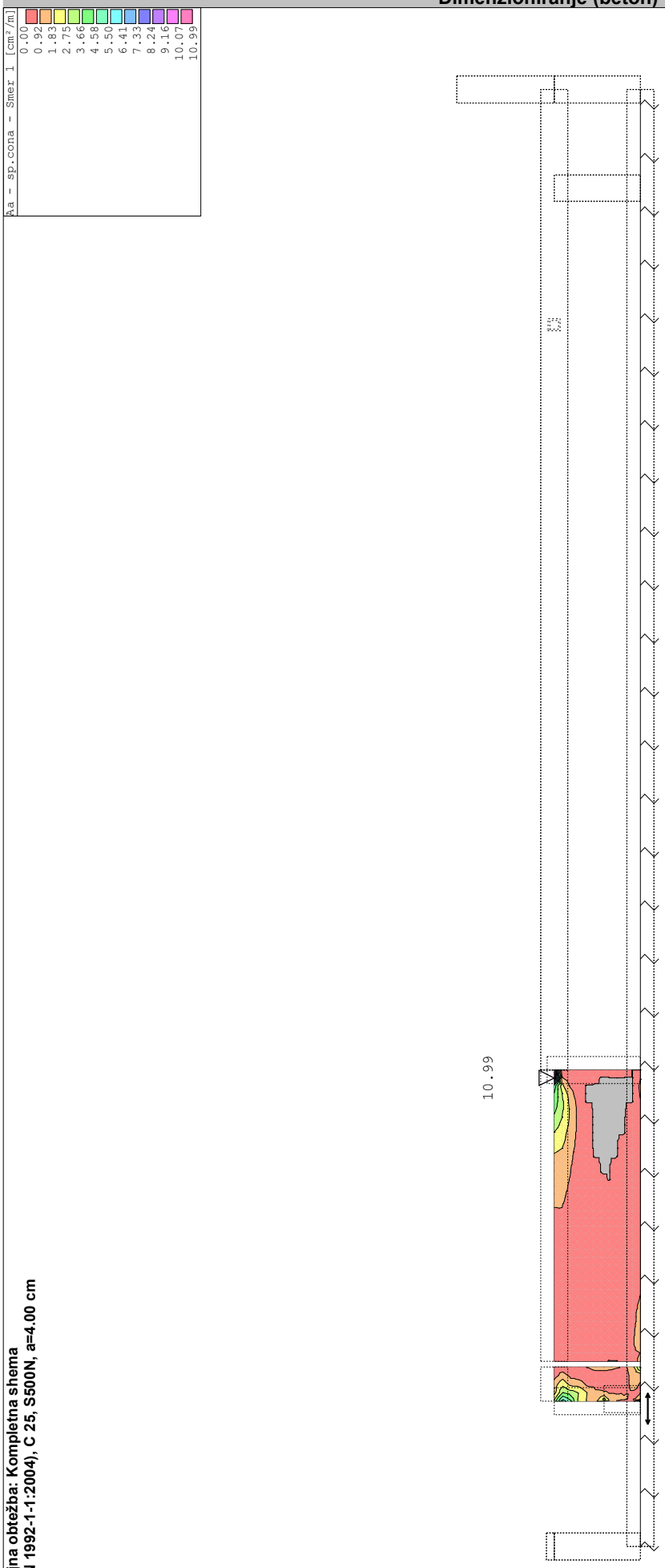

Merodajna obtežba: Kompletna shema
EC2 (EN 1992-1-1:2004), C 25, S500N, a=4.00 cm

Okvir: K_2
Aa - sp.cona - Smer 1 - max Aa1,s= 10.99 cm²/m

Dimenzioniranje (beton)



Merodajna obtežba: Kompletna shema
EC2 (EN 1992-1-1:2004), C 25, S500N, a=4.00 cm

Okvir: K_2
Aa - sp.cona - Smer 2 - max Aa2,s= 24.10 cm²/m

Dimenzioniranje (beton)

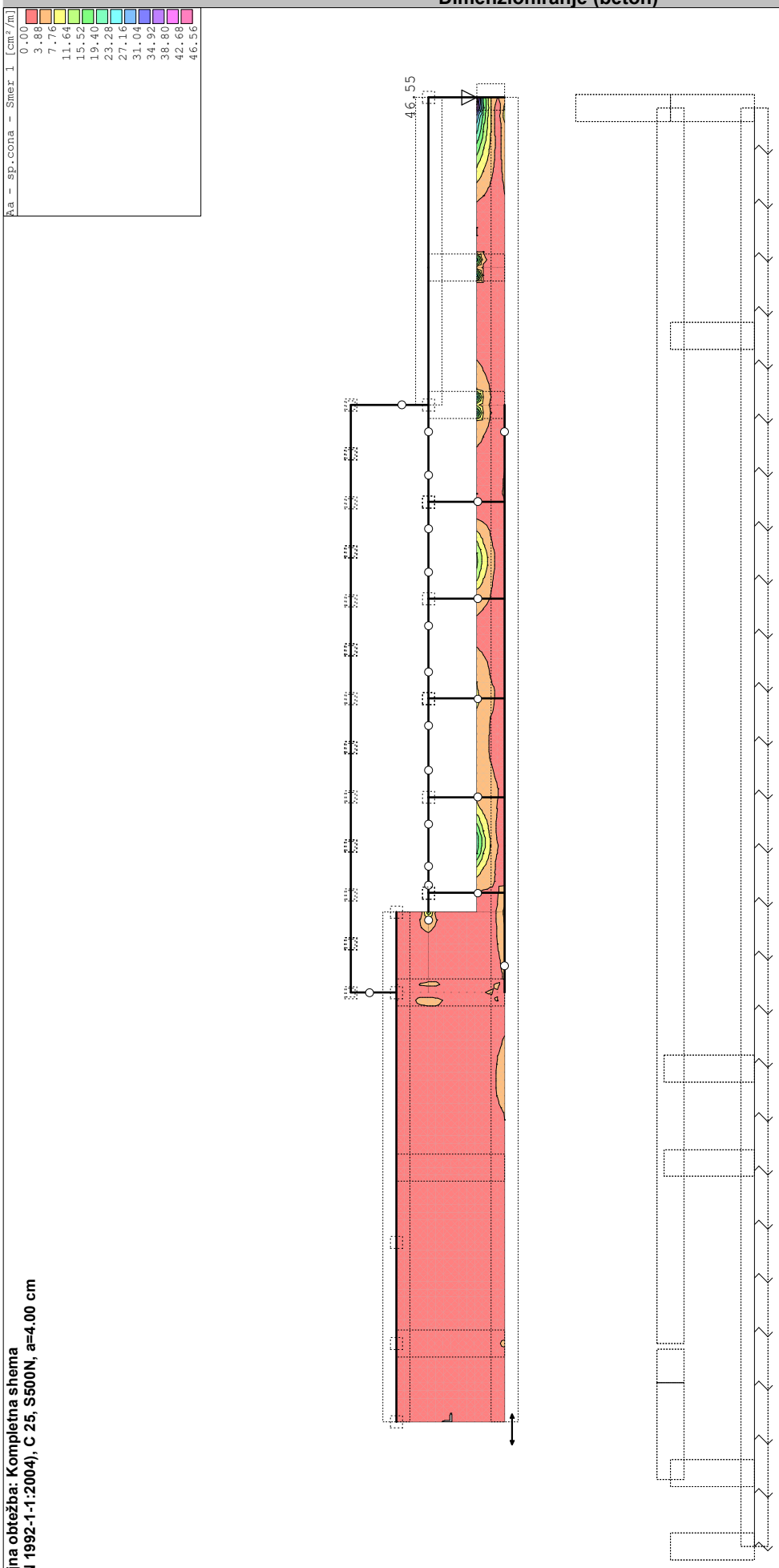

Merodajna obtežba: Kompletna shema
EC2 (EN 1992-1-1:2004), C 25, S500N, a=4.00 cm

Okvir: K_3
Aa - sp.cona - Smer 1 - max Aa1,s= 46.55 cm²/m

Dimenzioniranje (beton)

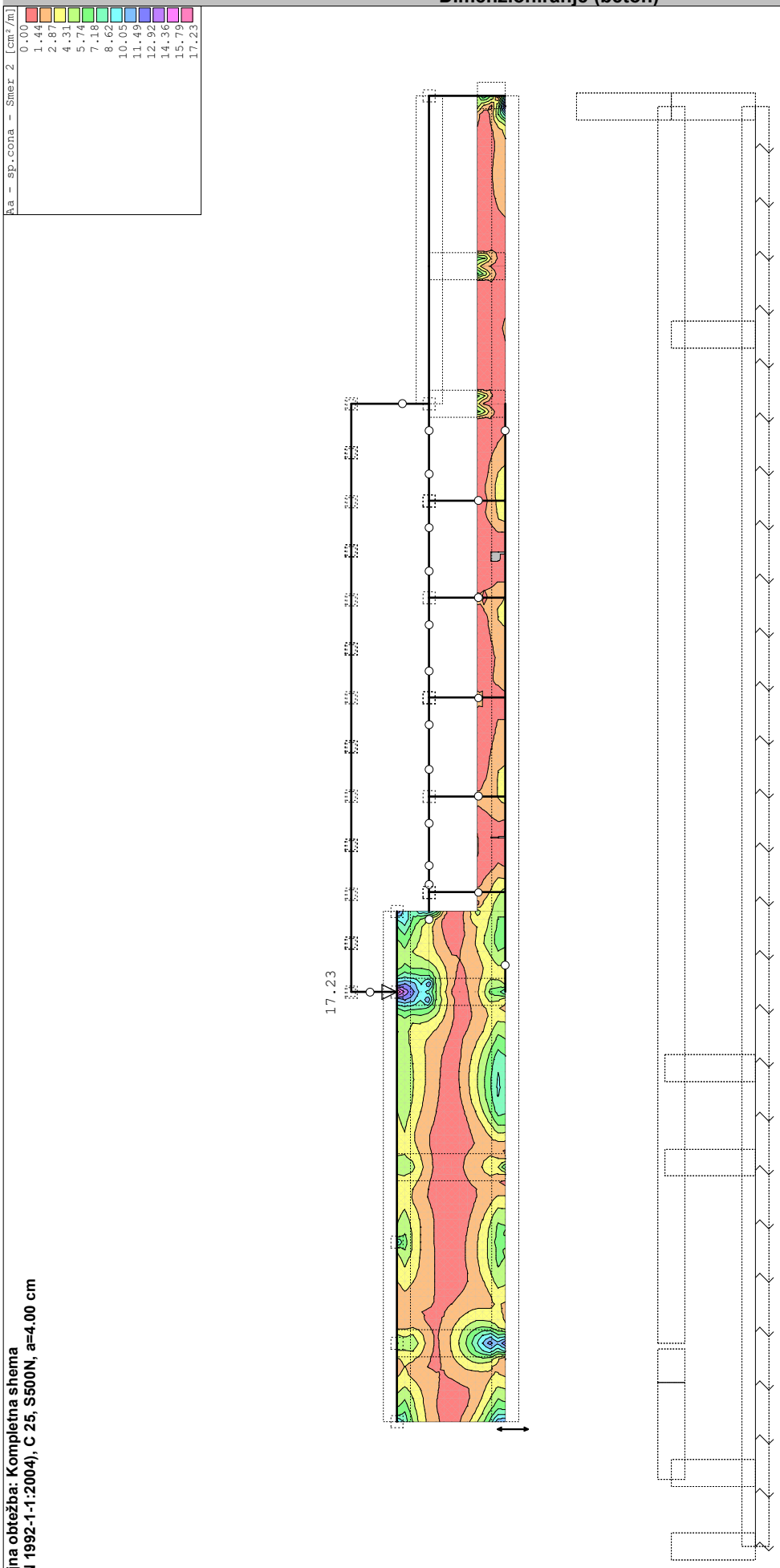

Merodajna obtežba: Kompletna shema
EC2 (EN 1992-1-1:2004), C 25, S500N, a=4.00 cm

Okvir: K_3
Aa - sp.cona - Smer 2 - max Aa2,s= 17.23 cm²/m

Dimenzioniranje (beton)

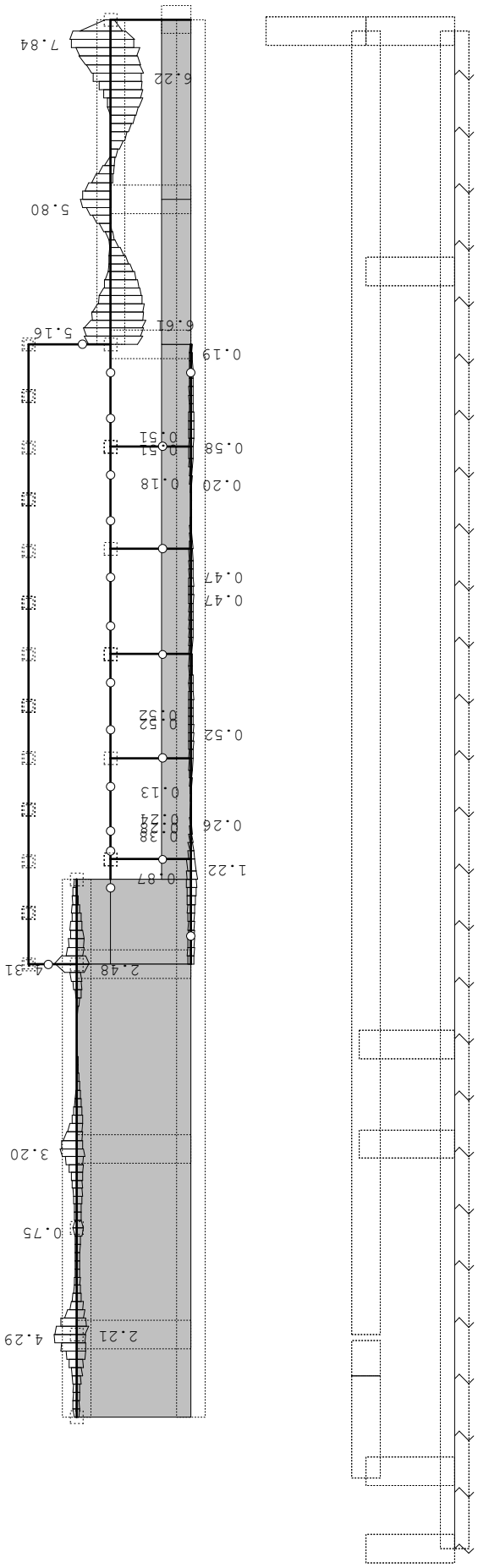

Merodajna obtežba: Kompletna shema
EC2 (EN 1992-1-1:2004), C 25, S500H

Okvir: K_3
Armatura v gredah: max Aa2/Aa1= 7.84 / 6.61 cm²

Dimenzioniranje (beton)

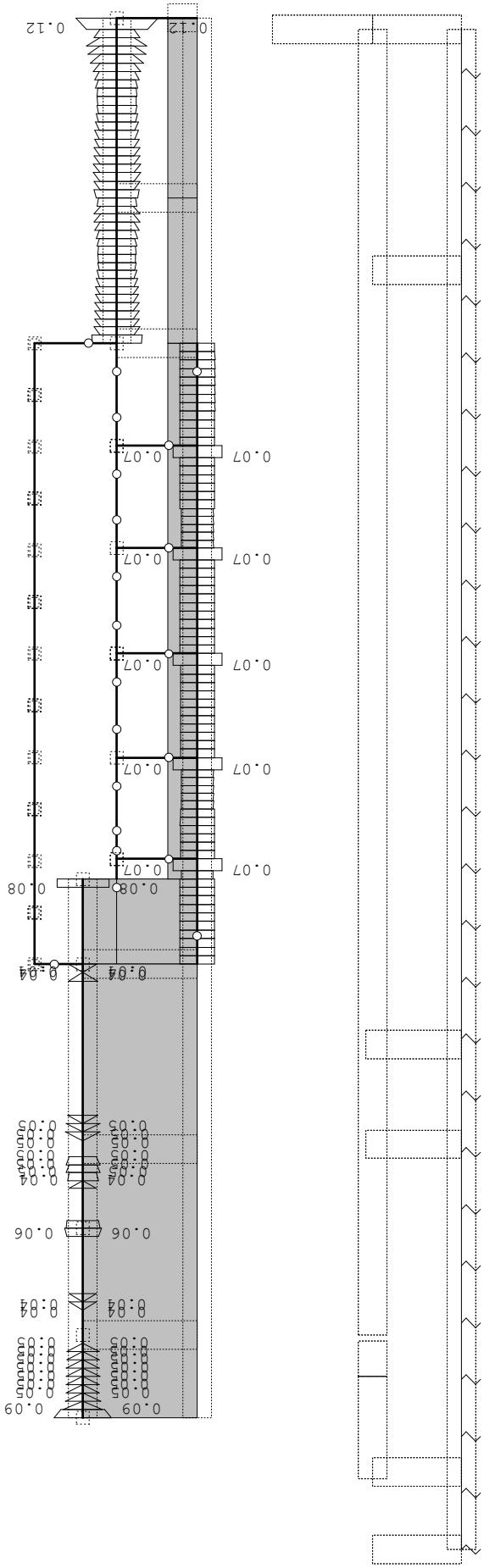

Merodajna obtežba: Kompletna shema
EC2 (EN 1992-1-1:2004), C 25, S500H

Okvir: K_3
Armatura v gredah: max Aa3/Aa4= 0.12 / 0.12 cm²

Dimenzioniranje (beton)

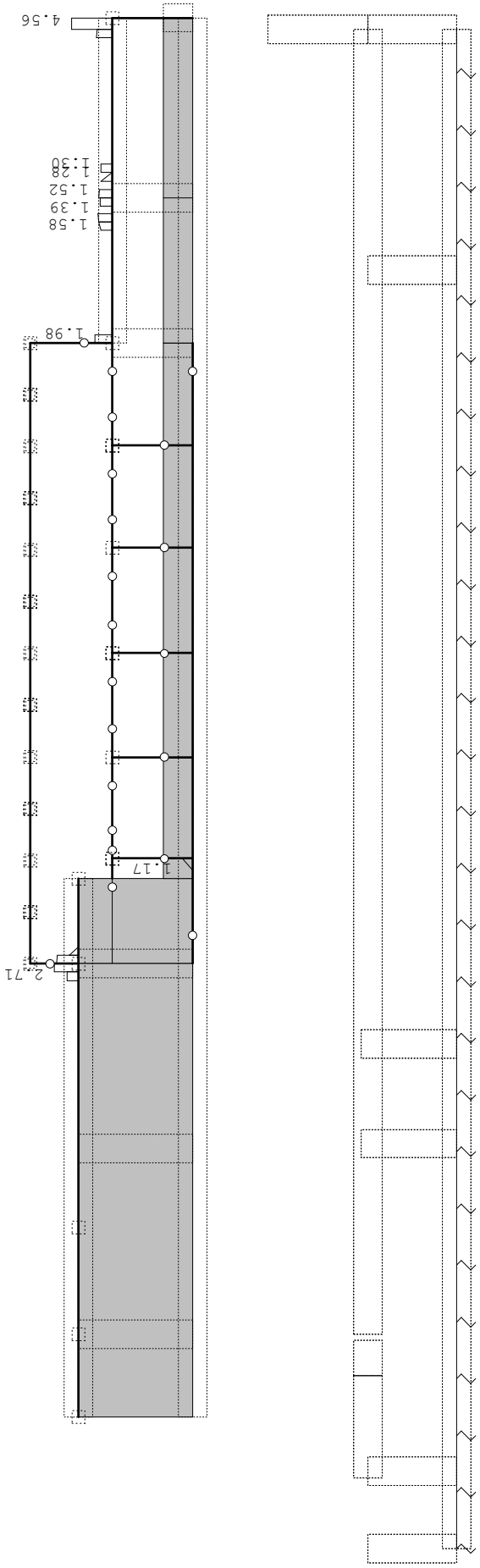

Merodajna obtežba: Kompletna shema
EC2 (EN 1992-1-1:2004), C 25, S500H

Okvir: K_3
Armatura v gredah: max Aa,st= 4.56 cm²

Dimenzioniranje (beton)

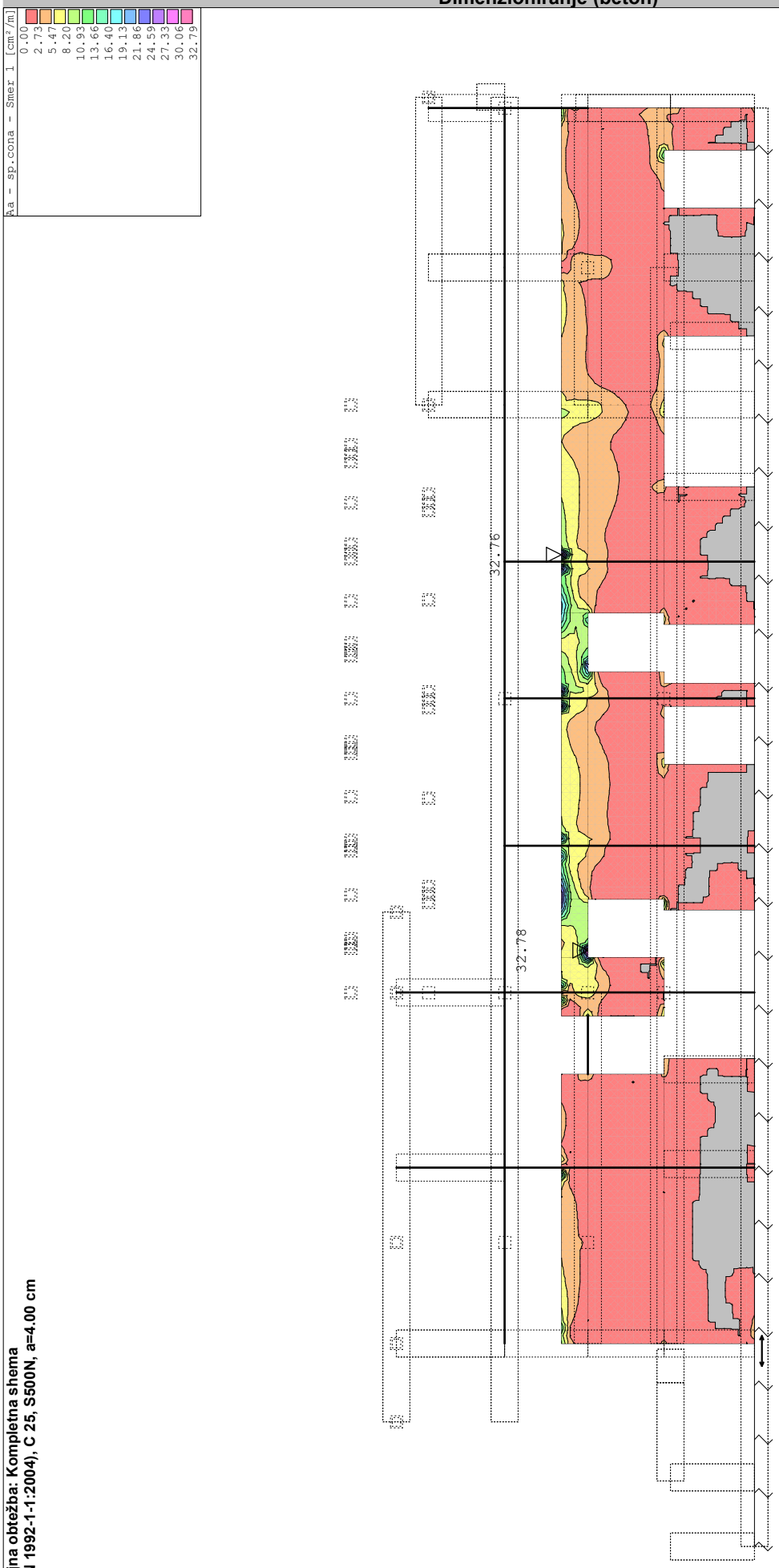

Merodajna obtežba: Kompletna shema
EC2 (EN 1992-1-1:2004), C 25, S500N, a=4.00 cm

Okvir: K_4
Aa - sp.cona - Smer 1 - max Aa1,s= 32.78 cm²/m

Dimenzioniranje (beton)

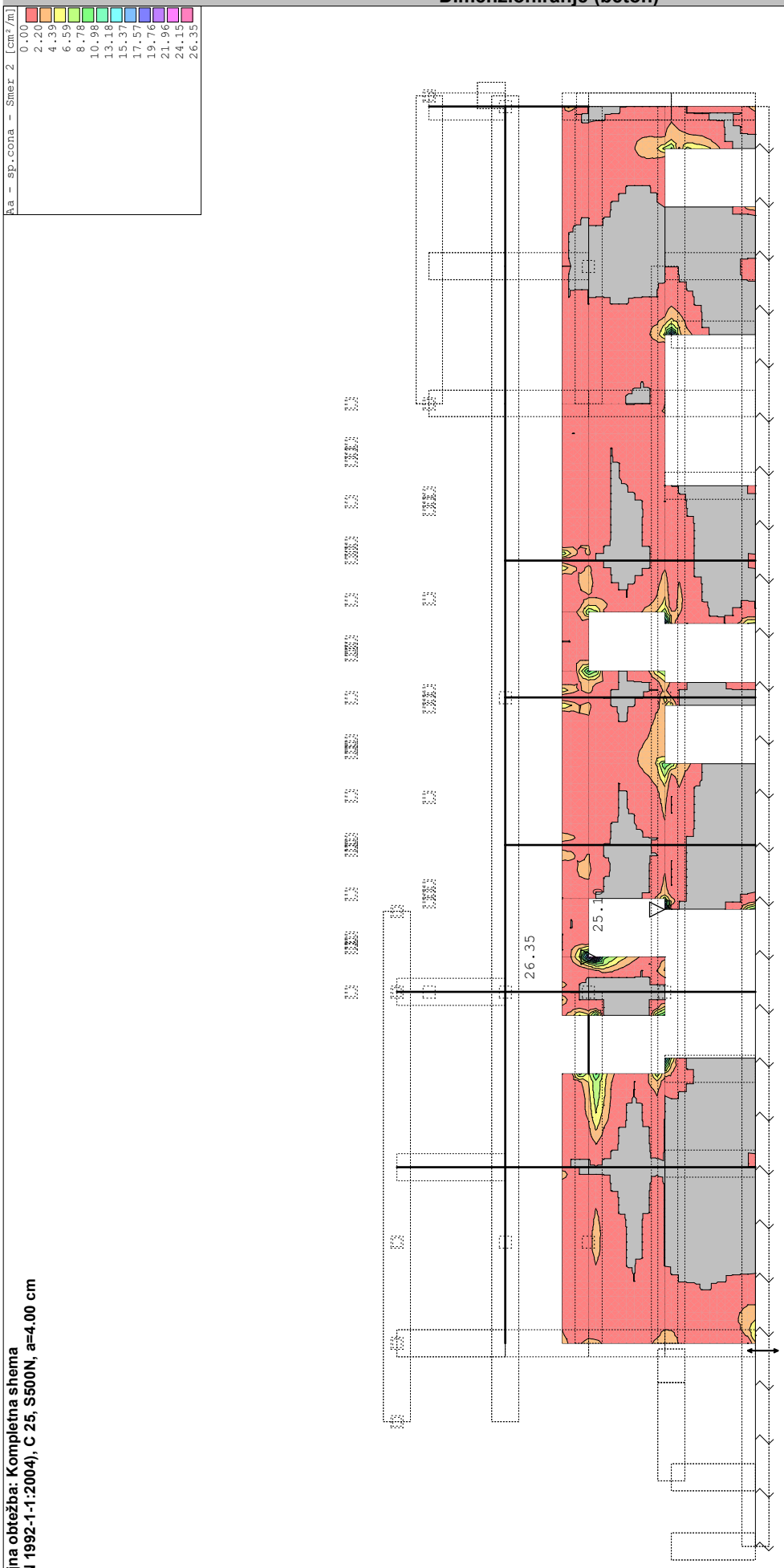

Merodajna obtežba: Kompletna shema
EC2 (EN 1992-1-1:2004), C 25, S500N, a=4.00 cm

Okvir: K_4
Aa - sp.cona - Smer 2 - max Aa2,s= 26.35 cm²/m

Dimenzioniranje (beton)

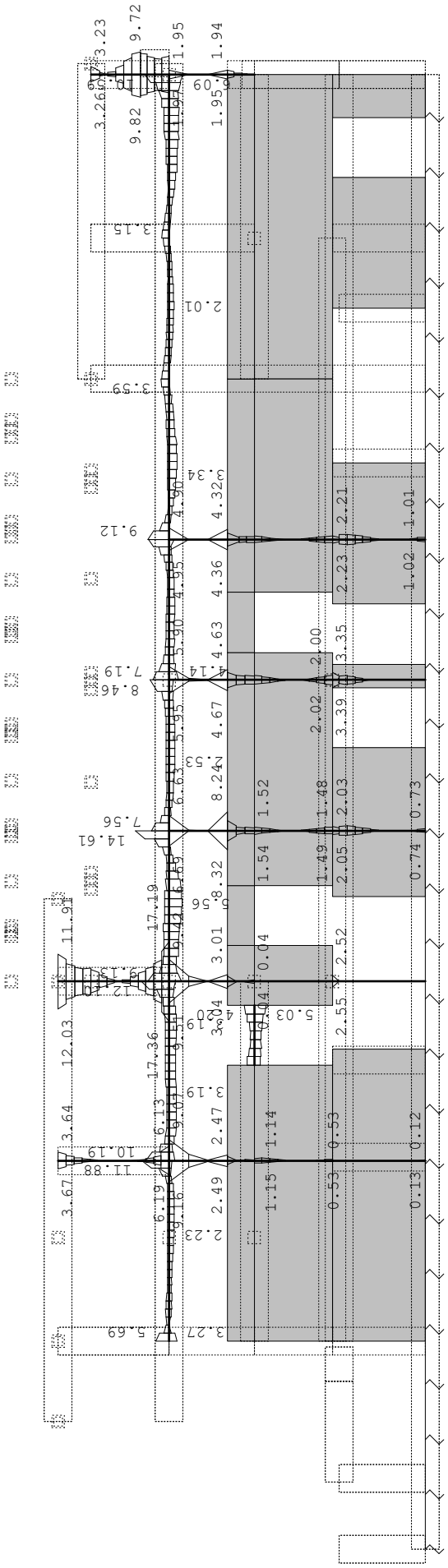

Merodajna obtežba: Kompletna shema
EC2 (EN 1992-1-1:2004), C 25, S500H

Okvir: K_4
Armatura v gredah: max Aa2/Aa1= 17.19 / 17.36 cm²

Dimenzioniranje (beton)

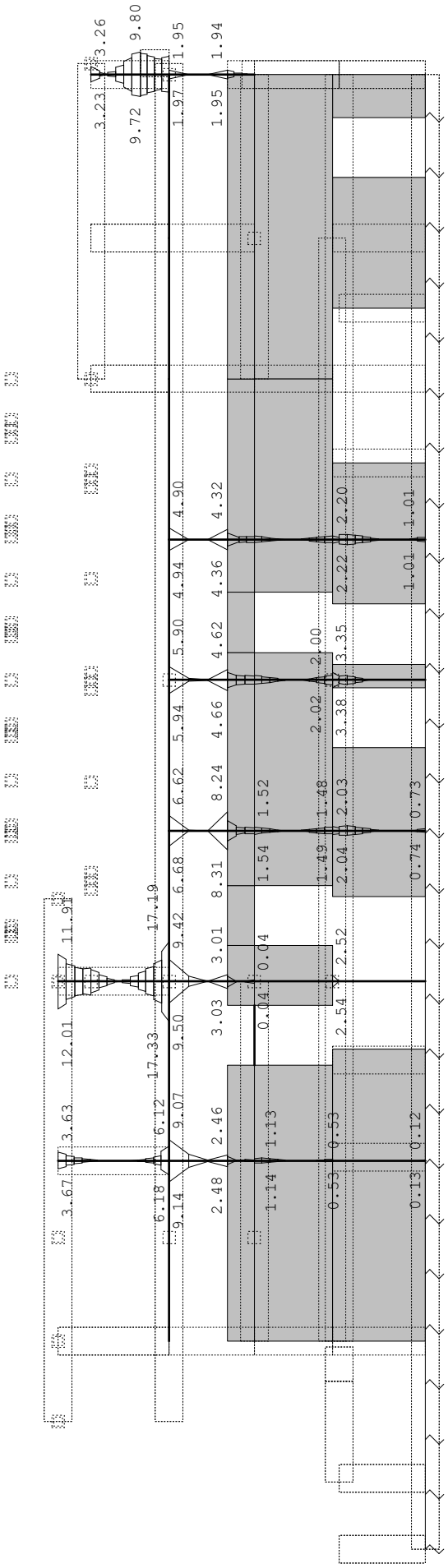

Merodajna obtežba: Kompletna shema
EC2 (EN 1992-1-1:2004), C 25, S500H

Okvir: K_4
Armatura v gredah: max Aa3/Aa4= 17.33 / 17.19 cm²

Dimenzioniranje (beton)

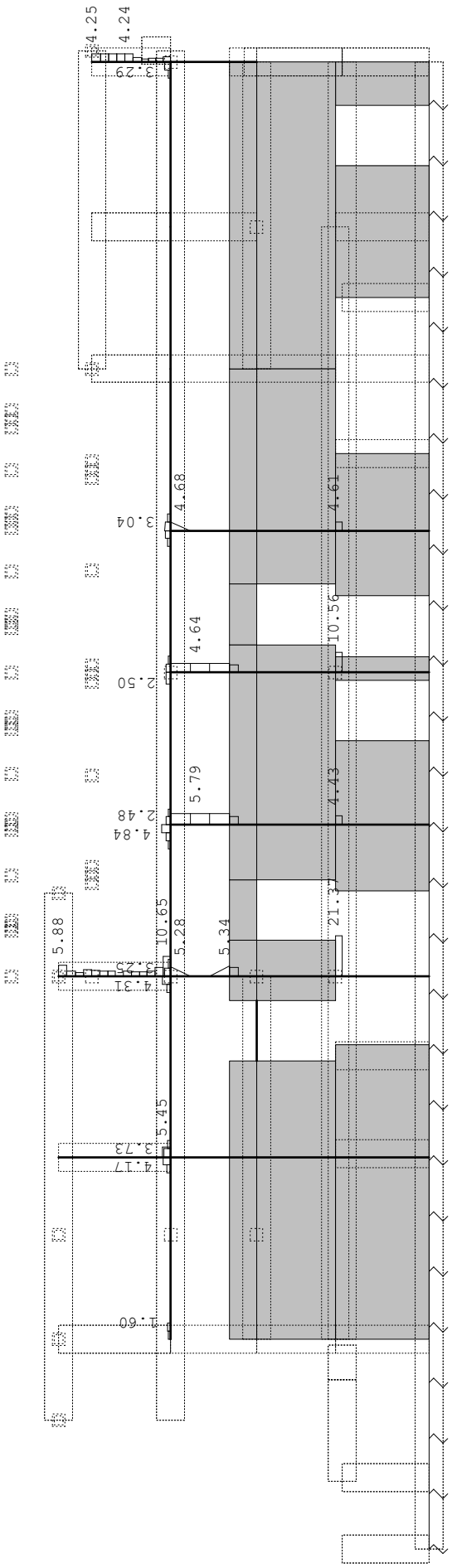

Merodajna obtežba: Kompletna shema
EC2 (EN 1992-1-1:2004), C 25, S500H

Okvir: K_4
Armatura v gredah: max Aa,st= 21.37 cm²

Dimenzioniranje (beton)

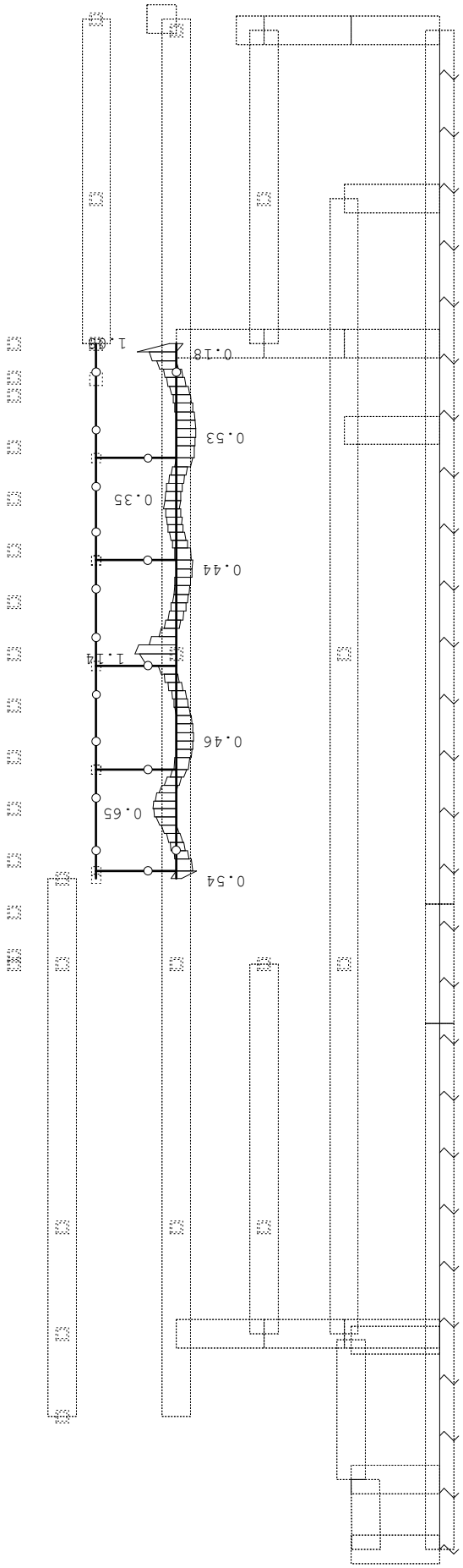

Merodajna obtežba: Kompletna shema
EC2 (EN 1992-1-1:2004), C 25, S500H

Okvir: K_5
Armatura v gredah: max Aa2/Aa1= 1.14 / 0.54 cm²

Dimenzioniranje (beton)

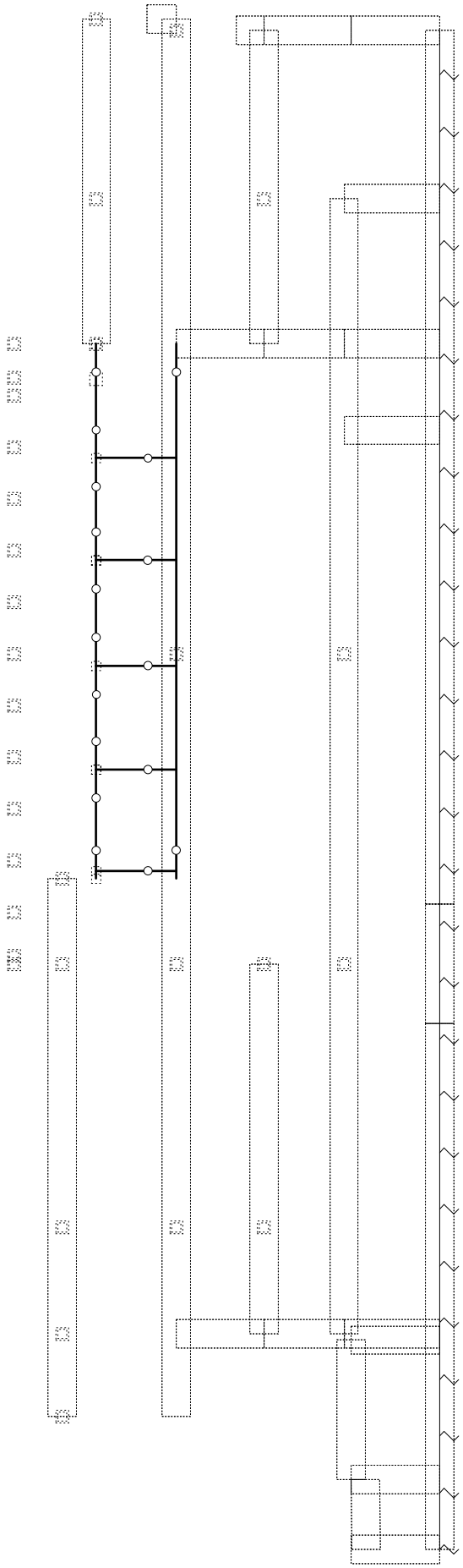

Merodajna obtežba: Kompletna shema
EC2 (EN 1992-1-1:2004), C 25, S500H

Okvir: K_5
Armatura v gredah: max Aa3/Aa4= 0.00 cm²

Dimenzioniranje (beton)

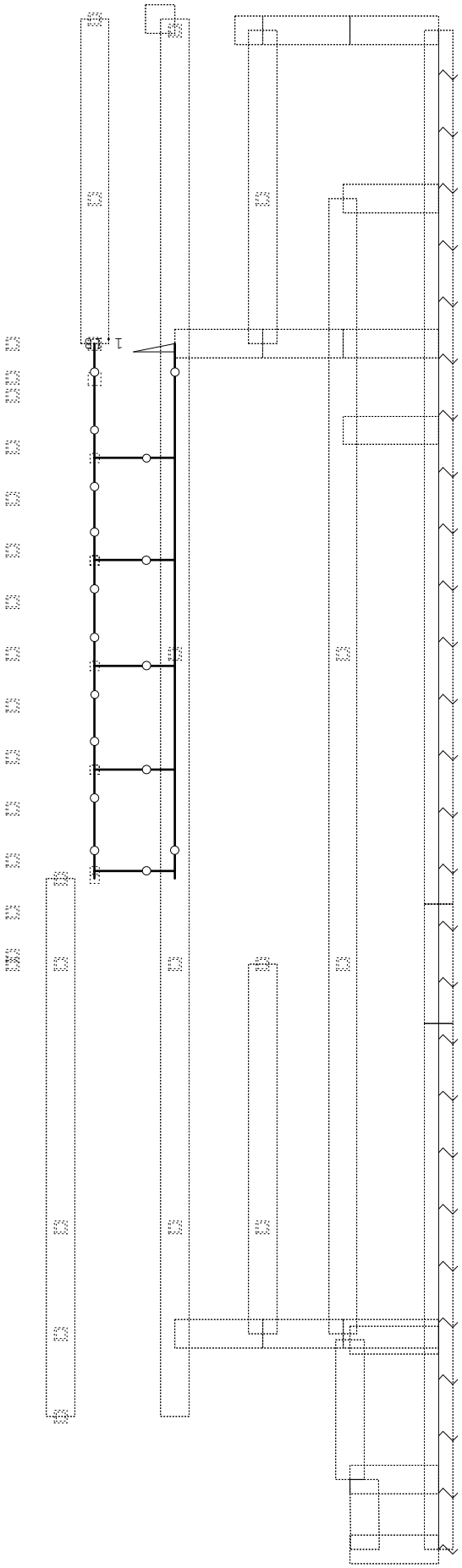

Merodajna obtežba: Kompletna shema
EC2 (EN 1992-1-1:2004), C 25, S500H

Okvir: K_5
Armatura v gredah: max Aa,st= 1.18 cm²

Dimenzioniranje (beton)

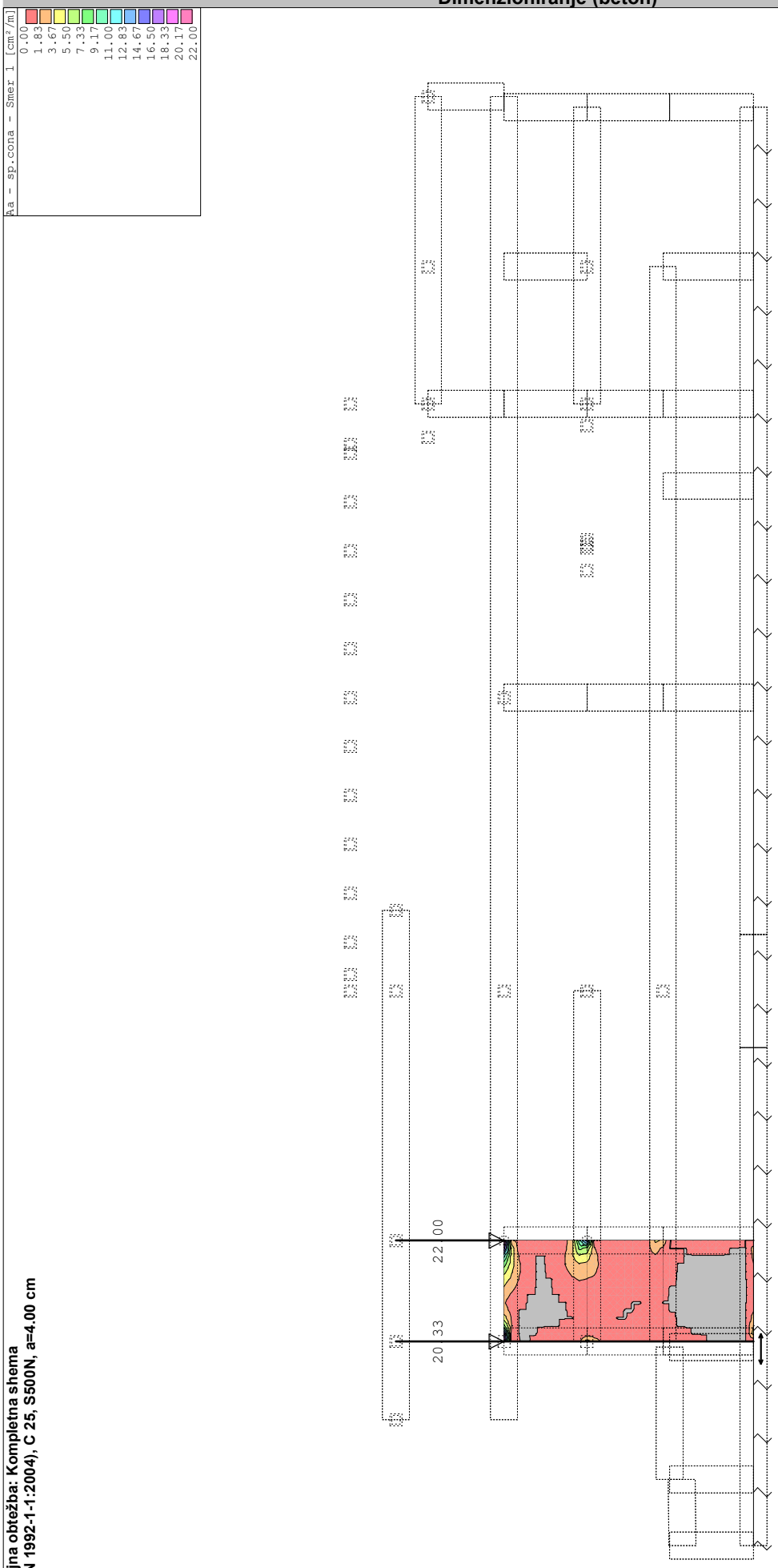

Merodajna obtežba: Kompletna shema
EC2 (EN 1992-1-1:2004), C 25, S500N, a=4.00 cm

Okvir: K_6
Aa - sp.cona - Smer 1 - max Aa1,s= 22.00 cm²/m

Dimenzioniranje (beton)

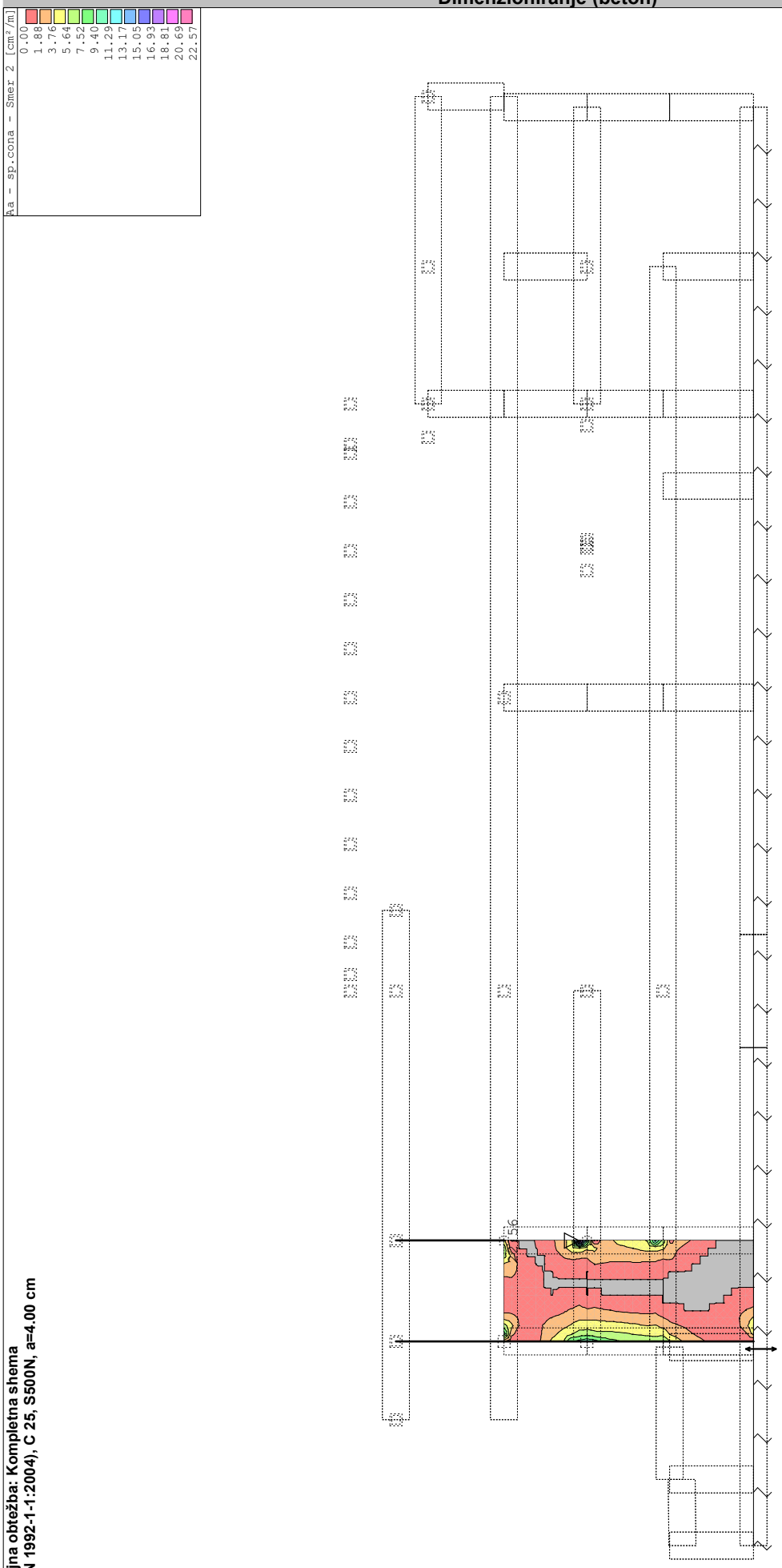

Merodajna obtežba: Kompletna shema
EC2 (EN 1992-1-1:2004), C 25, S500N, a=4.00 cm

Okvir: K_6
Aa - sp.cona - Smer 2 - max Aa2,s= 22.56 cm²/m

Dimenzioniranje (beton)

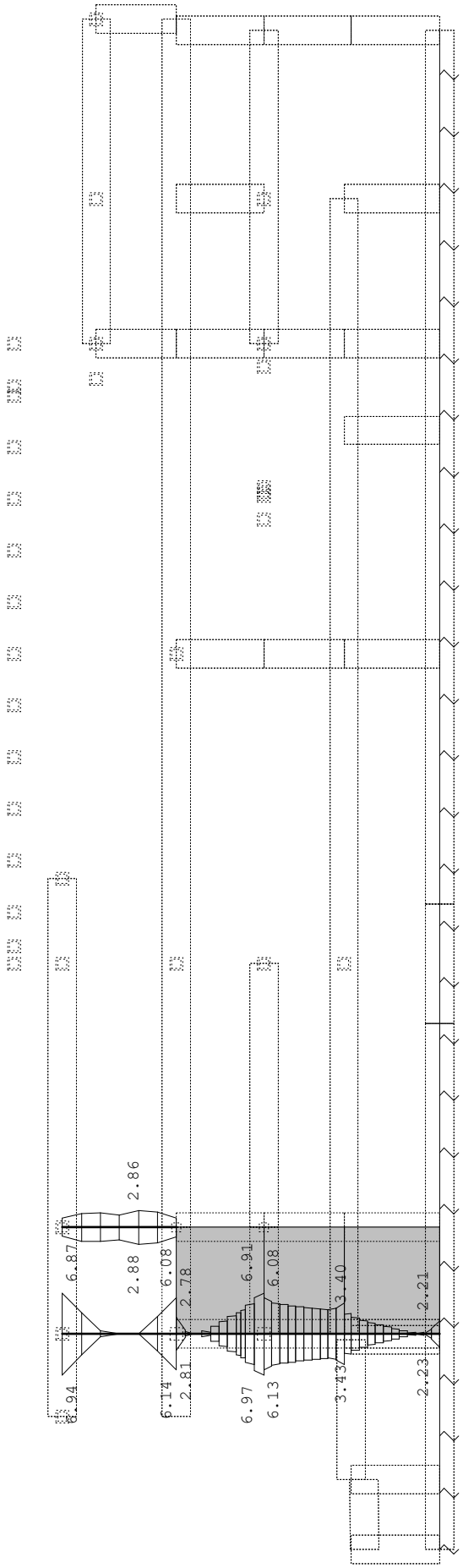

Merodajna obtežba: Kompletna shema
EC2 (EN 1992-1-1:2004), C 25, S500H

Okvir: K_6
Armatura v gredah: max Aa2/Aa1= 6.91 / 6.97 cm²

Dimenzioniranje (beton)

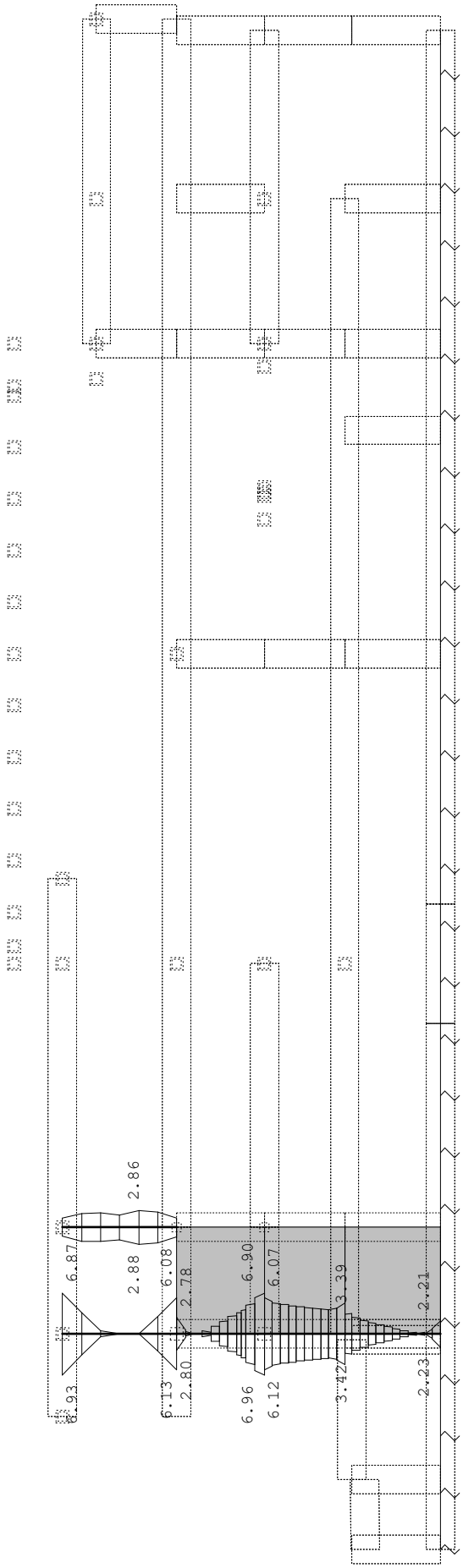

Merodajna obtežba: Kompletna shema
EC2 (EN 1992-1-1:2004), C 25, S500H

Okvir: K_6
Armatura v gredah: max Aa3/Aa4= 6.96 / 6.90 cm²

Dimenzioniranje (beton)

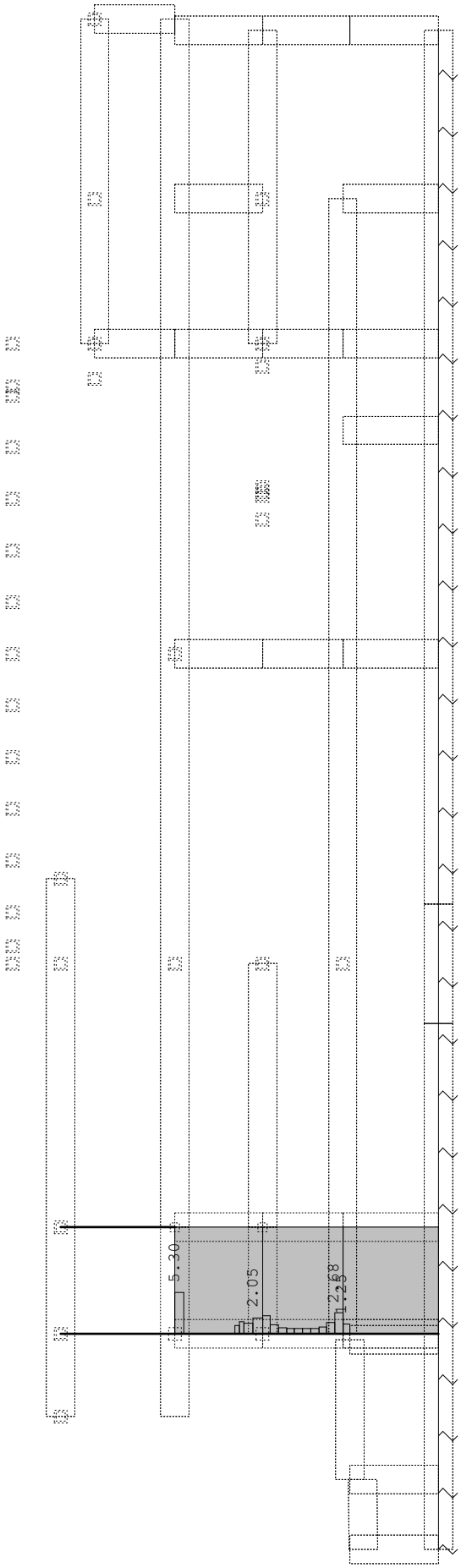

Merodajna obtežba: Kompletna shema
EC2 (EN 1992-1-1:2004), C 25, S500H

Okvir: K_6
Armatura v gredah: max Aa,st= 5.30 cm²

Dimenzioniranje (beton)

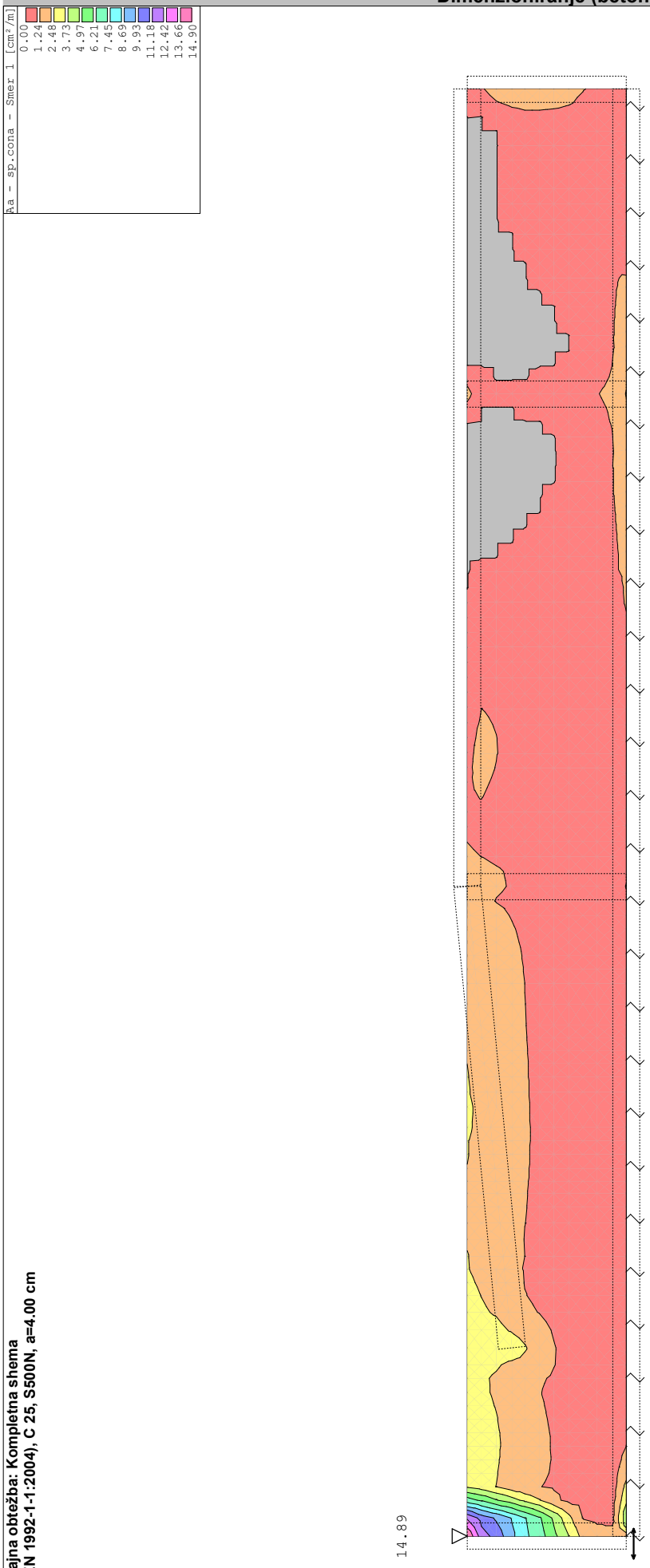

Merodajna obtežba: Kompletna shema
EC2 (EN 1992-1-1:2004), C 25, S500N, a=4.00 cm

Okvir: K_7
Aa - sp.cona - Smer 1 - max Aa1,s= 14.89 cm²/m

Dimenzioniranje (beton)

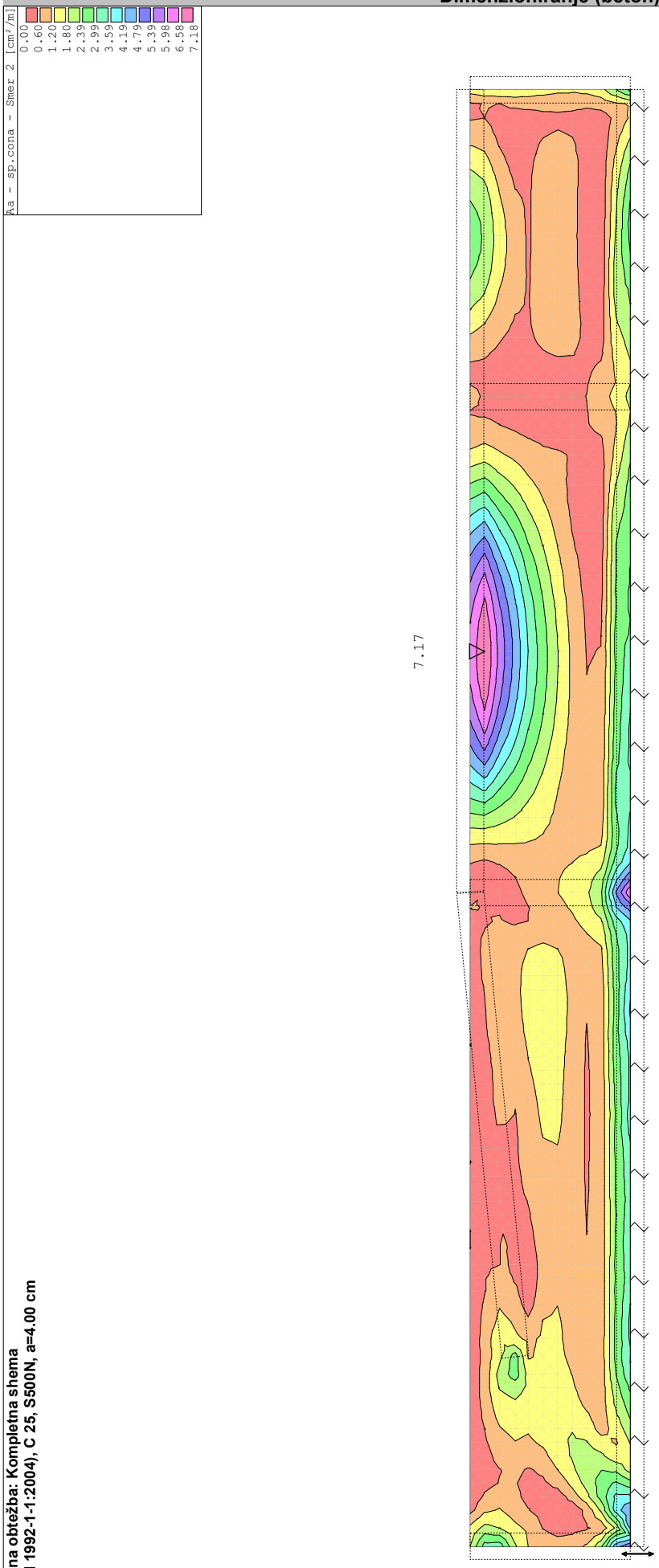

Merodajna obtežba: Kompletna shema
EC2 (EN 1992-1-1:2004), C 25, S500N, a=4.00 cm

Okvir: K_7
Aa - sp.cona - Smer 2 - max Aa2,s= 7.17 cm²/m

Dimenzioniranje (beton)

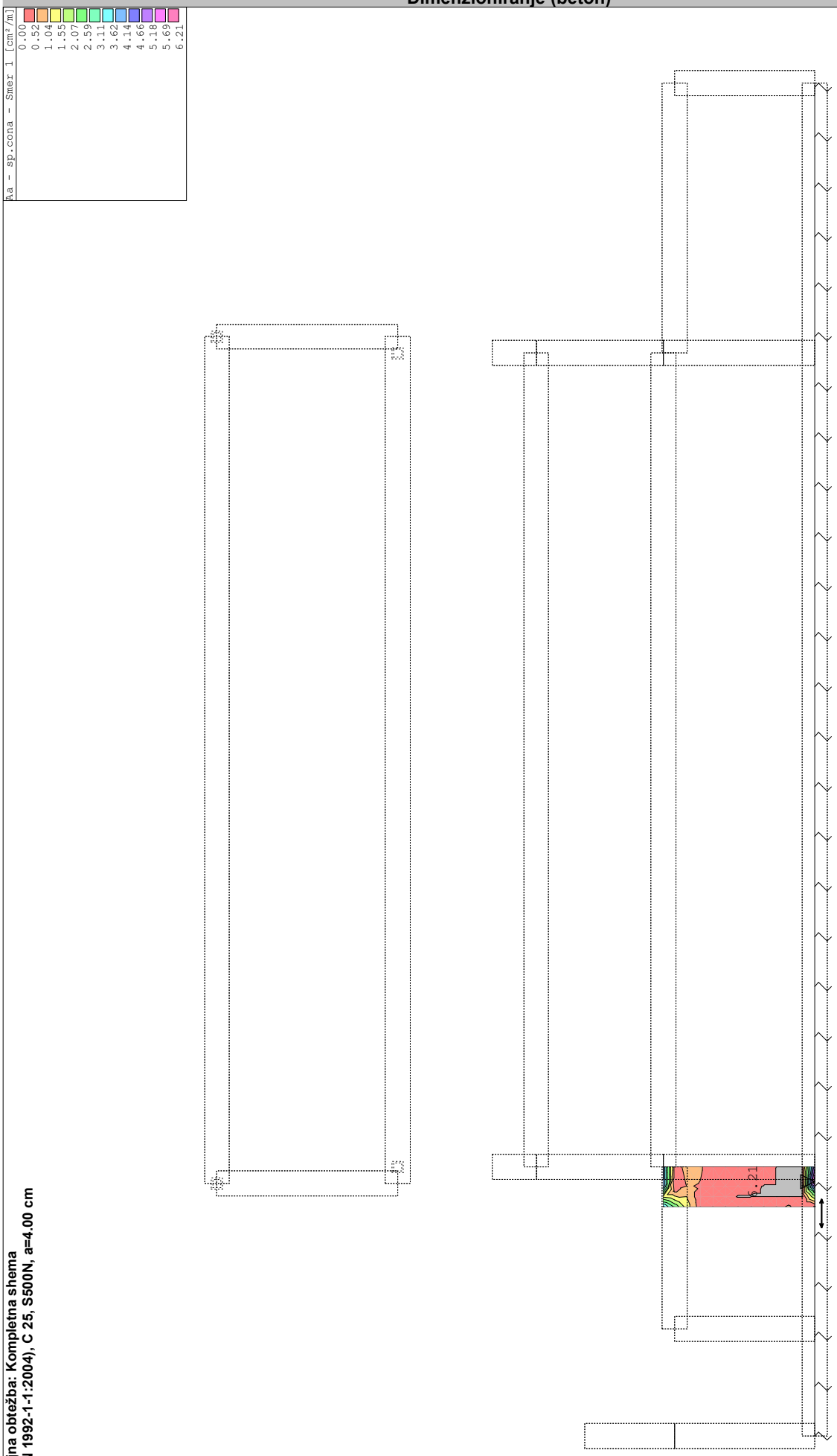

Merodajna obtežba: Kompletna shema
EC2 (EN 1992-1-1:2004), C 25, S500N, a=4.00 cm

Okvir: K_8
Aa - sp.cona - Smer 1 - max Aa1,s= 6.21 cm²/m

Dimenzioniranje (beton)

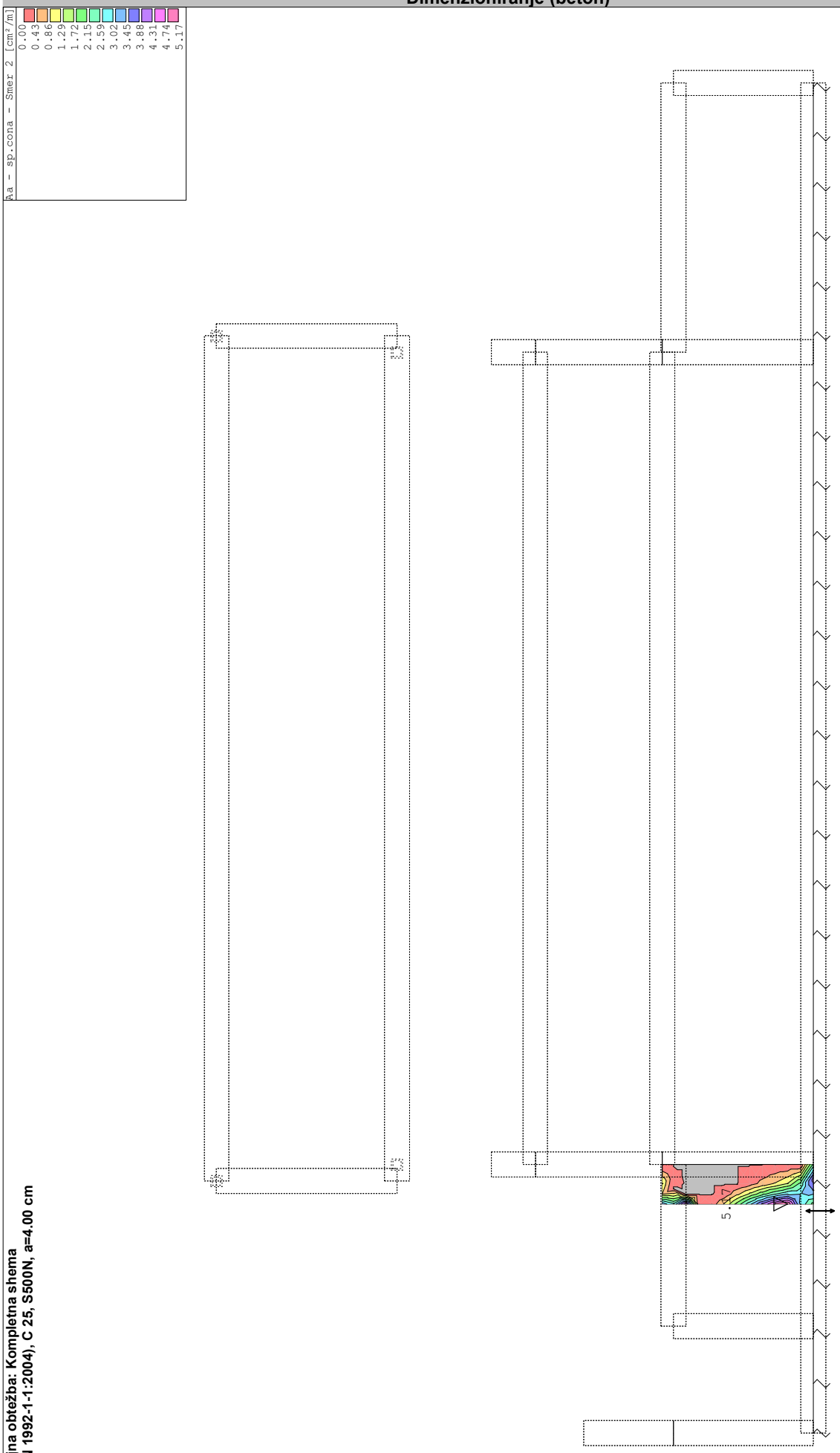

Merodajna obtežba: Kompletna shema
EC2 (EN 1992-1-1:2004), C 25, S500N, a=4.00 cm

Okvir: K_8
Aa - sp.cona - Smer 2 - max Aa2,s= 5.17 cm²/m

Dimenzioniranje (beton)

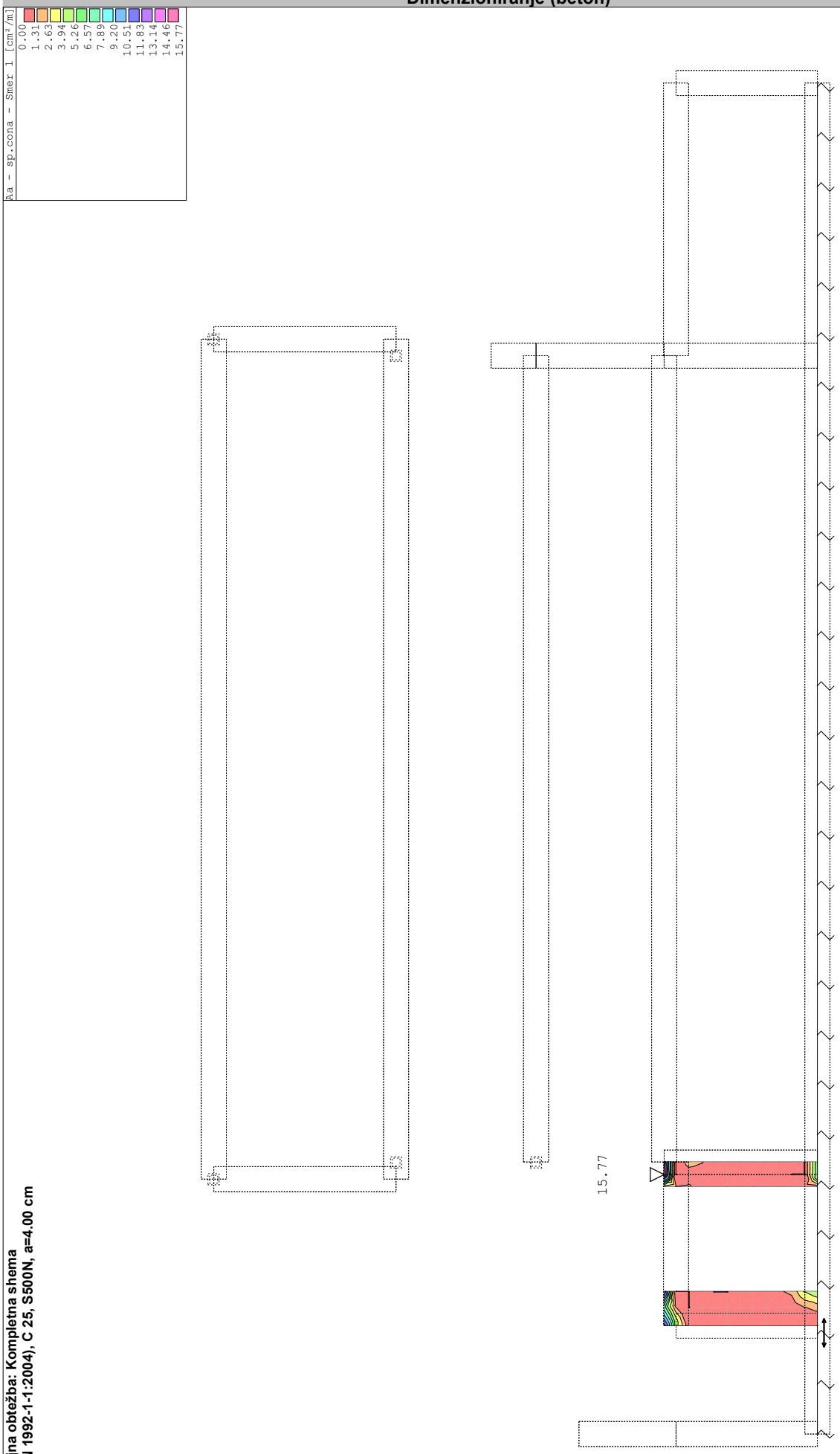

Merodajna obtežba: Kompletna shema
EC2 (EN 1992-1-1:2004), C 25, S500N, a=4.00 cm

Okvir: K_9
Aa - sp.cona - Smer 1 - max Aa1,s= 15.77 cm²/m

Dimenzioniranje (beton)

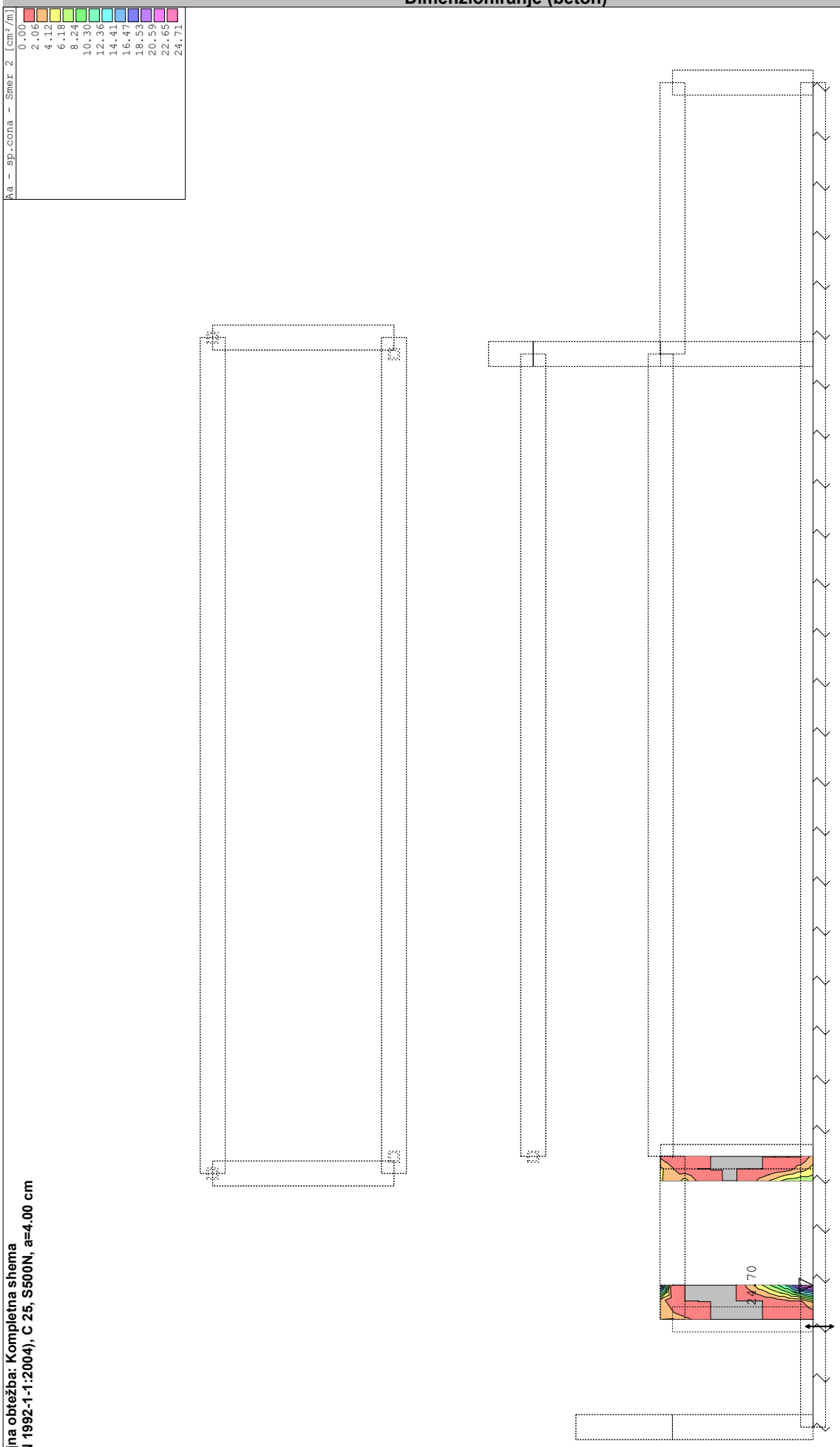

Merodajna obtežba: Kompletna shema
EC2 (EN 1992-1-1:2004), C 25, S500N, a=4.00 cm

Okvir: K_9
Aa - sp.cona - Smer 2 - max Aa2,s= 24.70 cm²/m

Dimenzioniranje (beton)

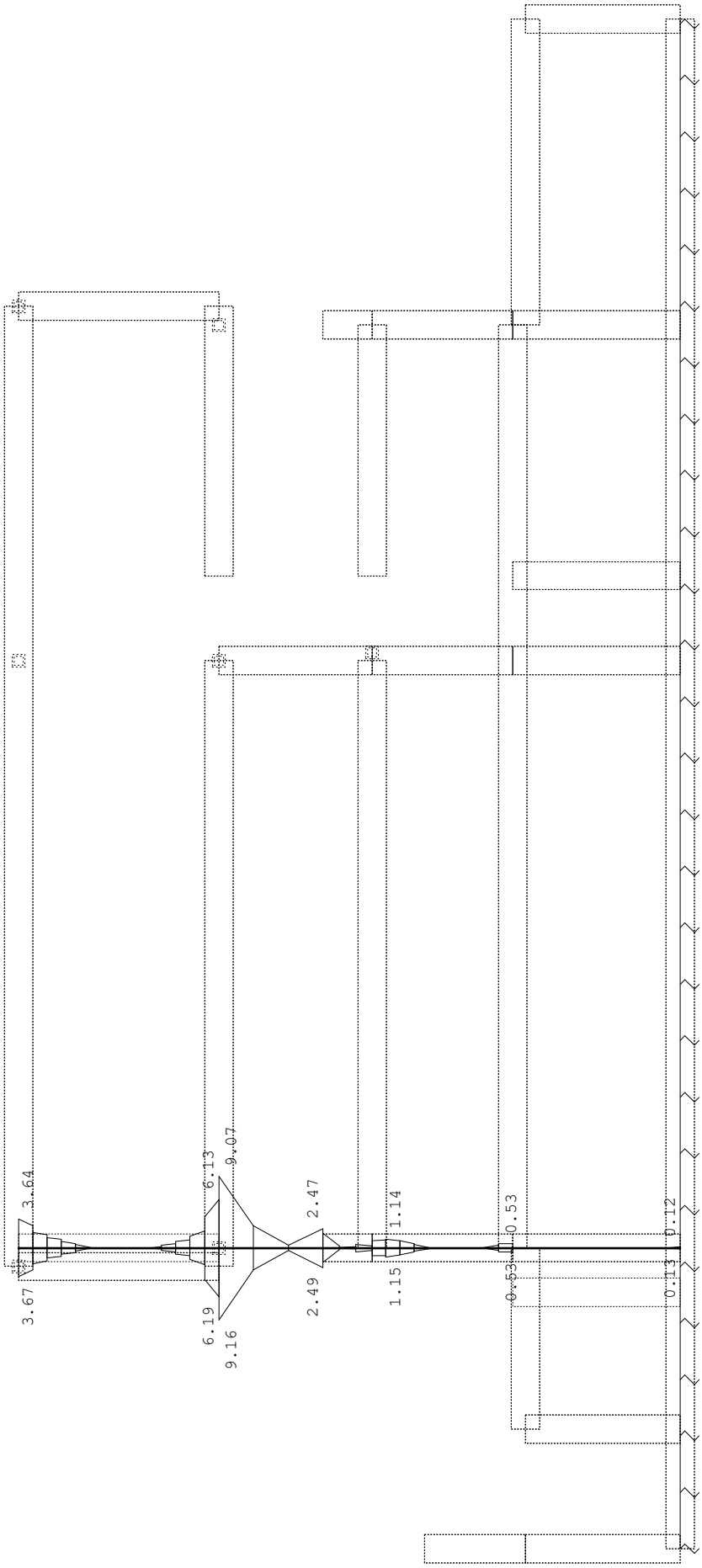

Merodajna obtežba: Kompletna shema
EC2 (EN 1992-1-1:2004), C 25, S500H

Okvir: K_12
Armatura v gredah: max Aa2/Aa1= 9.07 / 9.16 cm²

Dimenzioniranje (beton)

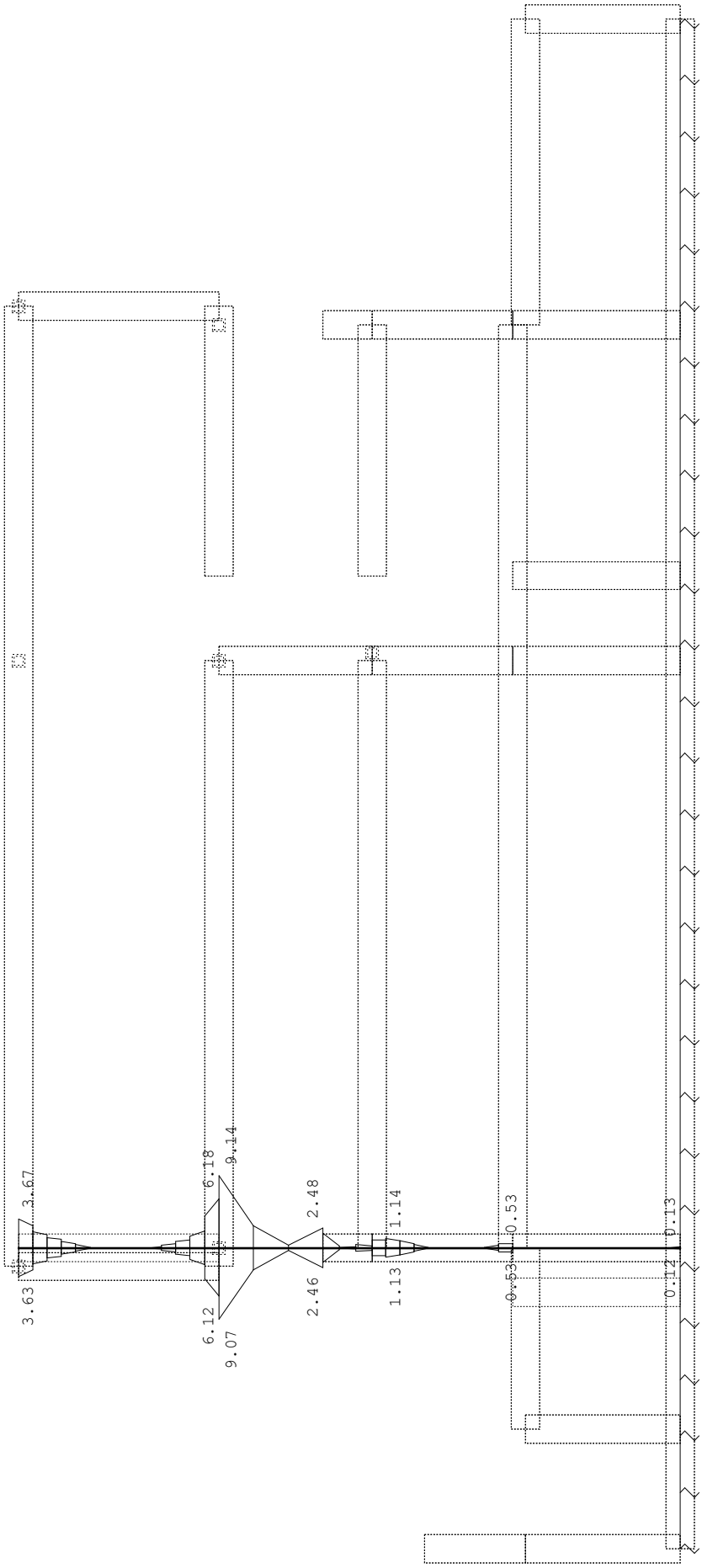

Merodajna obtežba: Kompletna shema
EC2 (EN 1992-1-1:2004), C 25, S500H

Okvir: K_12
Armatura v gredah: max Aa3/Aa4= 9.14 / 9.07 cm²

Dimenzioniranje (beton)



Merodajna obtežba: Kompletna shema
EC2 (EN 1992-1-1:2004), C 25, S500H

Okvir: K_12
Armatura v gredah: max Aa,st= 5.45 cm²

Dimenzioniranje (beton)



Merodajna obtežba: Kompletna shema
EC2 (EN 1992-1-1:2004), C 25, S500N, a=4.00 cm

Okvir: K_13
Aa - sp.cona - Smer 1 - max Aa1,s= 8.02 cm²/m

Dimenzioniranje (beton)

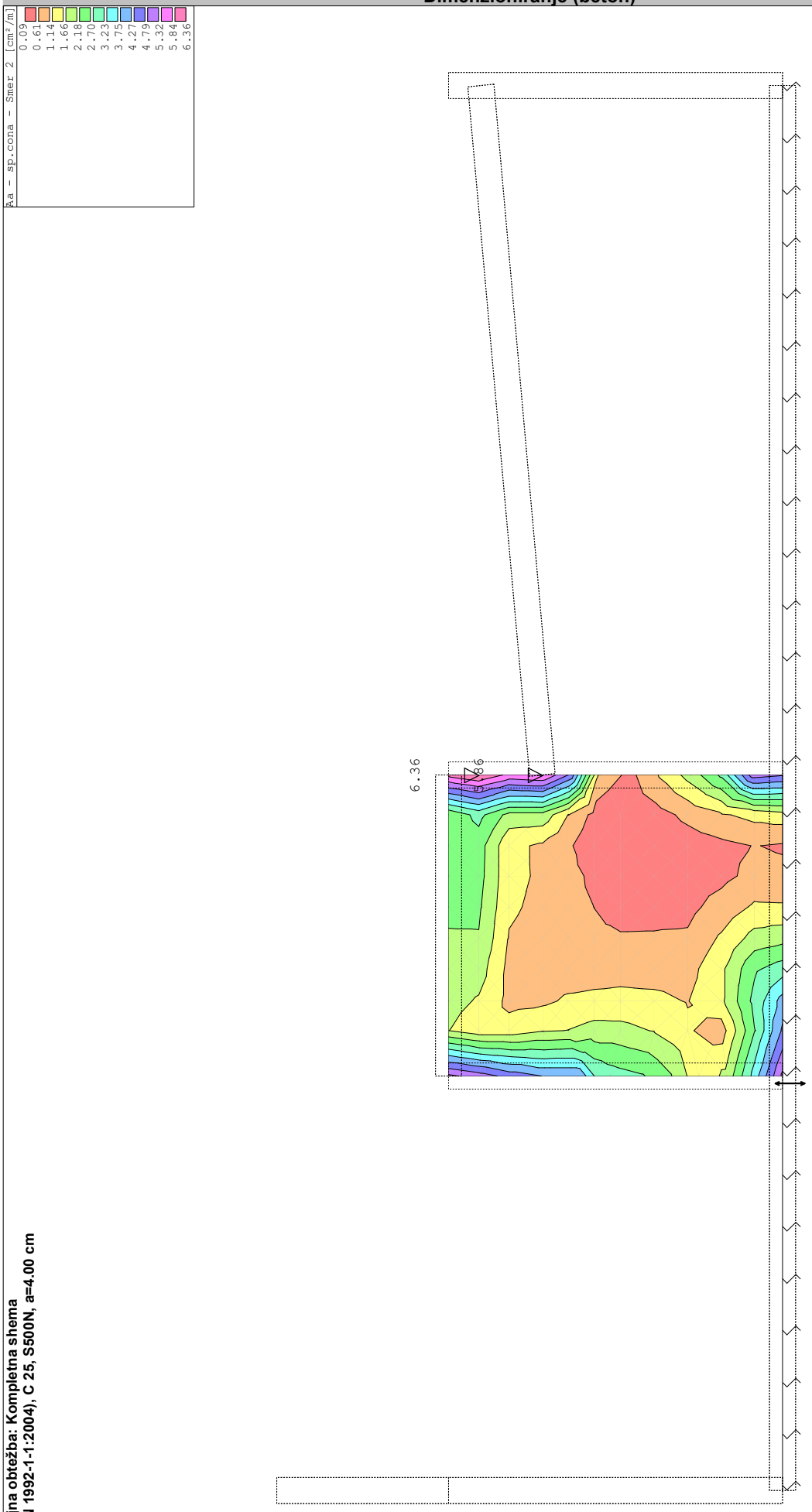

Merodajna obtežba: Kompletna shema
EC2 (EN 1992-1-1:2004), C 25, S500N, a=4.00 cm

Okvir: K_13
Aa - sp.cona - Smer 2 - max Aa2,s= 6.36 cm²/m

Dimenzioniranje (beton)

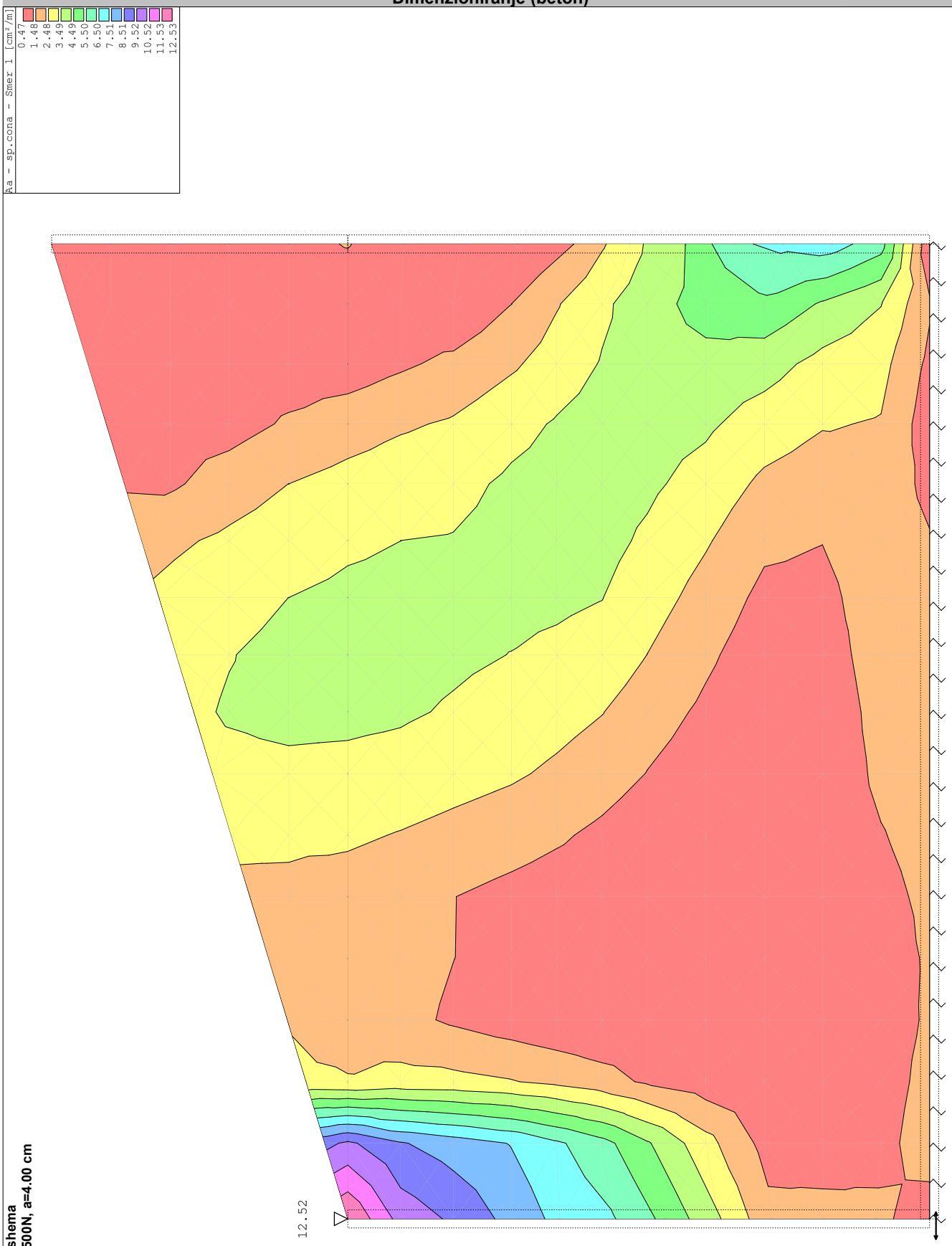

Merodajna obtežba: Kompletna shema
EC2 (EN 1992-1-1:2004), C 25, S500N, a=4.00 cm

Okvir: K_14
Aa - sp.cona - Smer 1 - max Aa1,s= 12.52 cm²/m

Dimenzioniranje (beton)

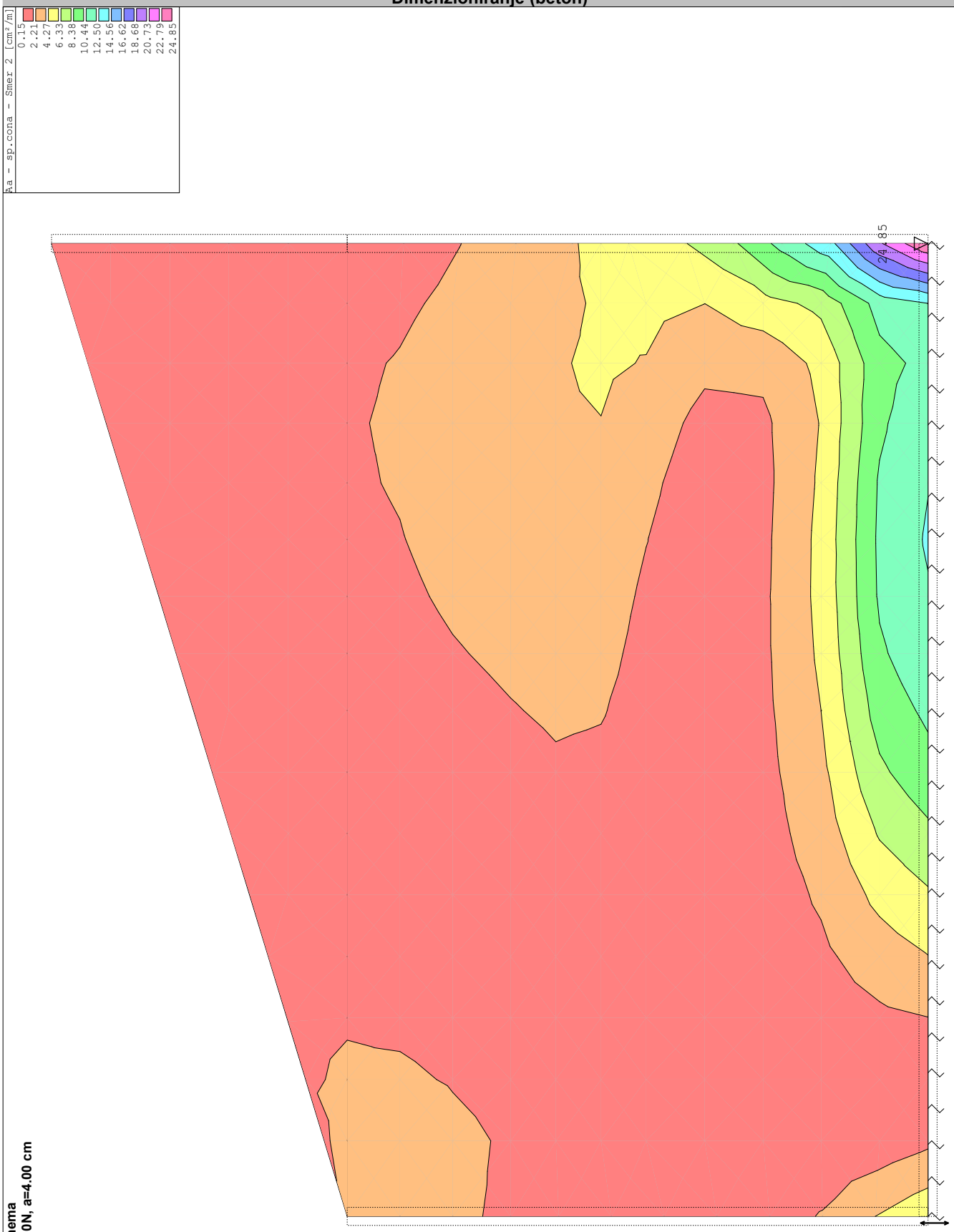

Merodajna obtežba: Kompletna shema
EC2 (EN 1992-1-1:2004), C 25, S500N, a=4.00 cm

Okvir: K_14
Aa - sp.cona - Smer 2 - max Aa2,s= 24.85 cm²/m

Dimenzioniranje (beton)

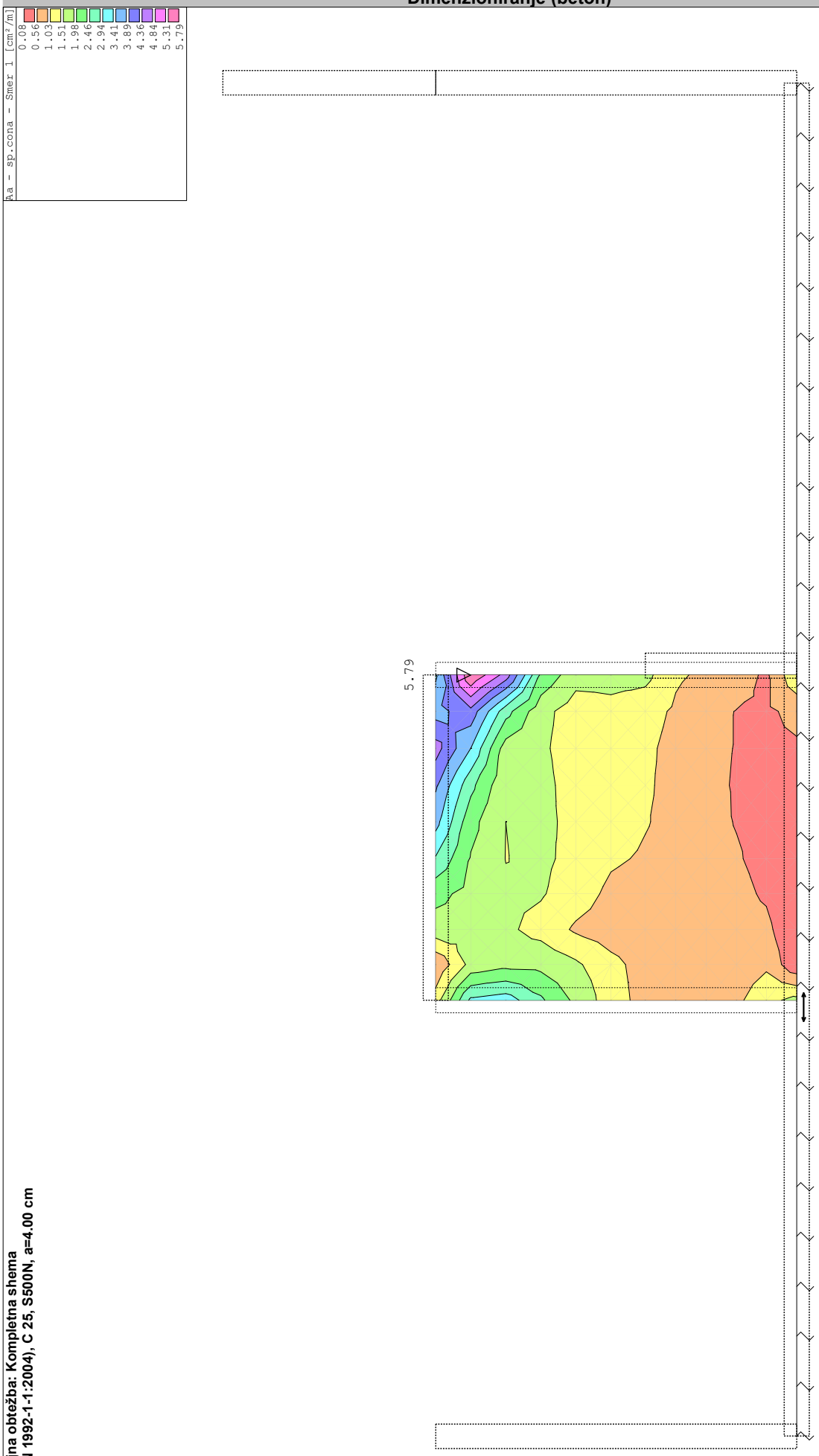

Merodajna obtežba: Kompletna shema
EC2 (EN 1992-1-1:2004), C 25, S500N, a=4.00 cm

Okvir: K_15
Aa - sp.cona - Smer 1 - max Aa1,s= 5.79 cm²/m

Dimenzioniranje (beton)

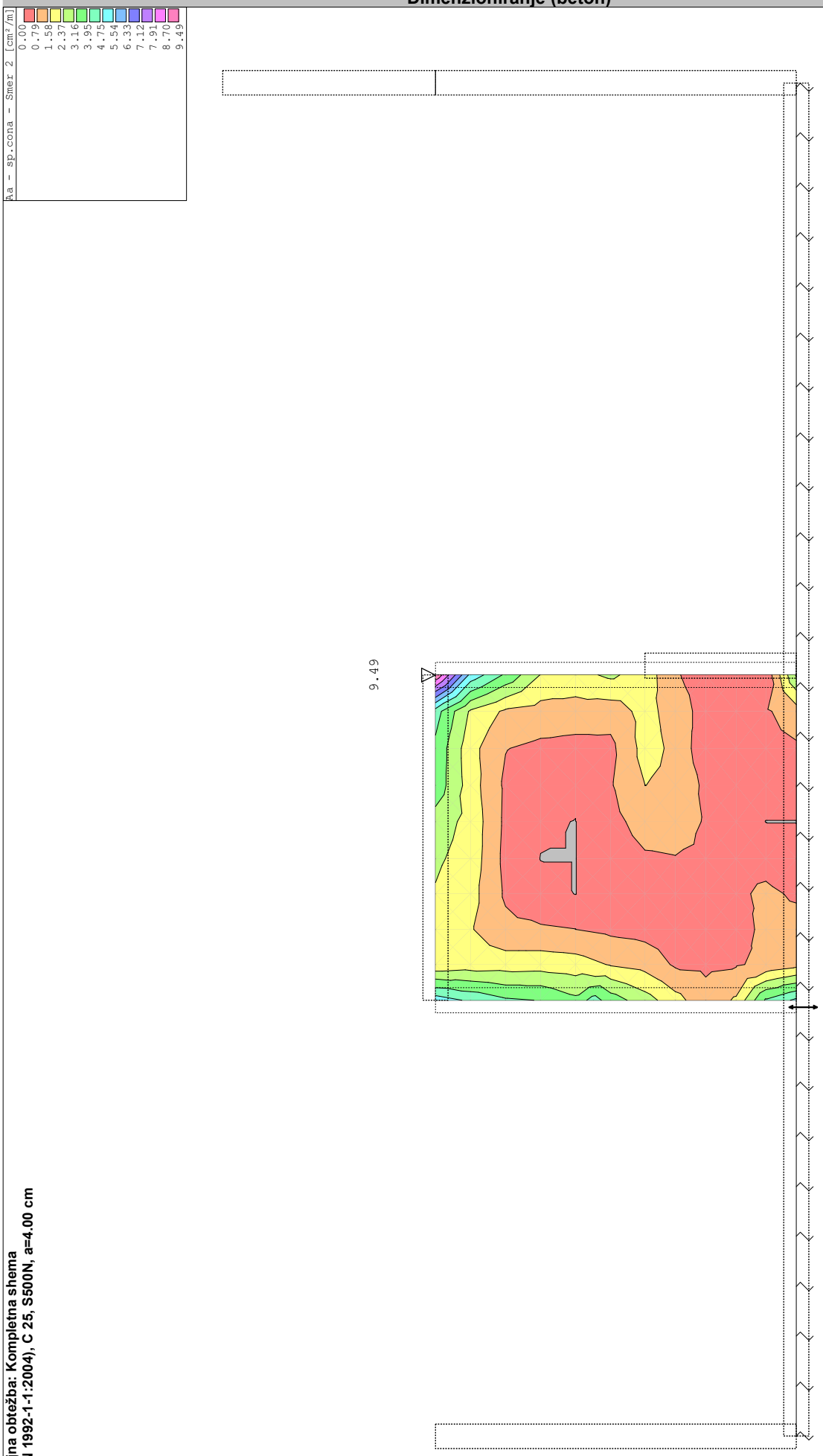

Merodajna obtežba: Kompletna shema
EC2 (EN 1992-1-1:2004), C 25, S500N, a=4.00 cm

Okvir: K_15
Aa - sp.cona - Smer 2 - max Aa2,s= 9.49 cm²/m

Dimenzioniranje (beton)

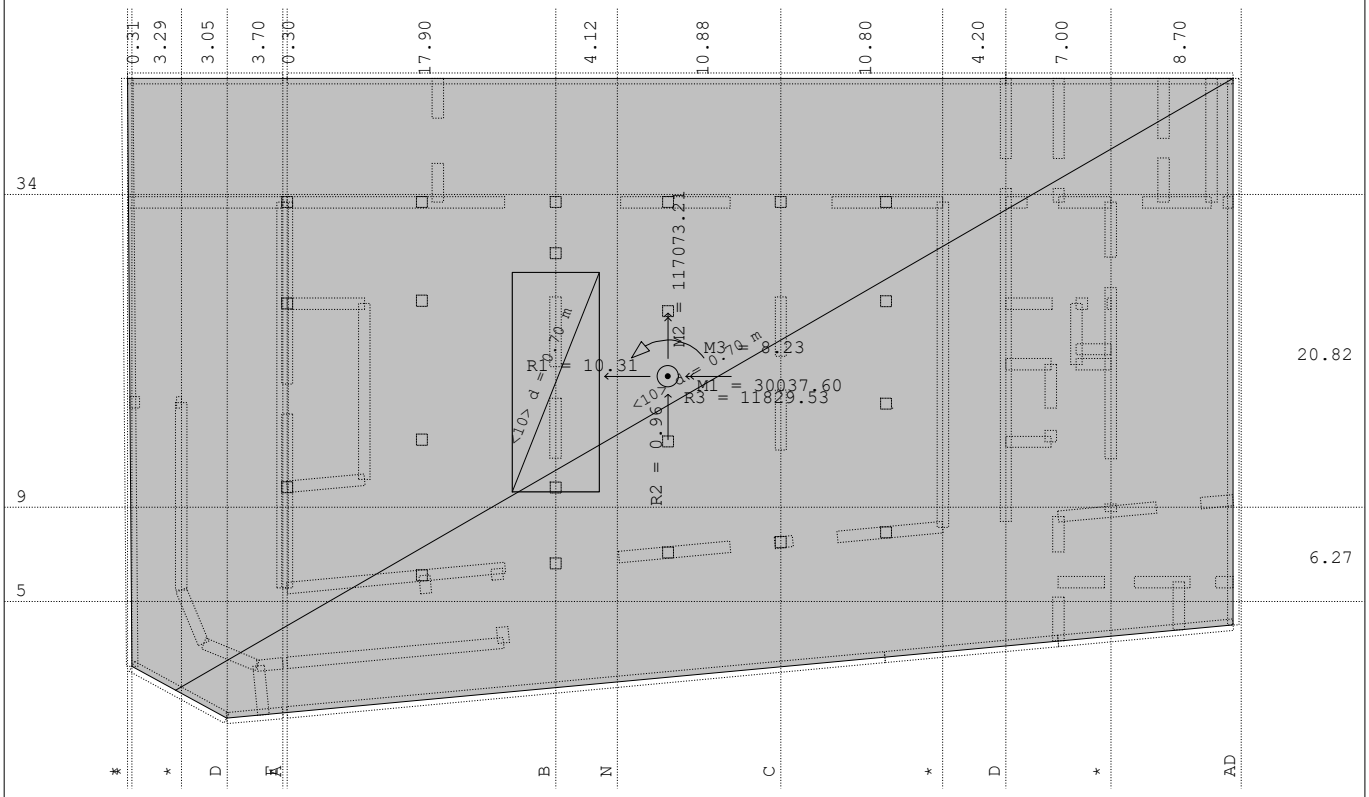

Nivo: tp [-4.65 m]
Dispozicija prerezov

Dimenzioniranje (beton)

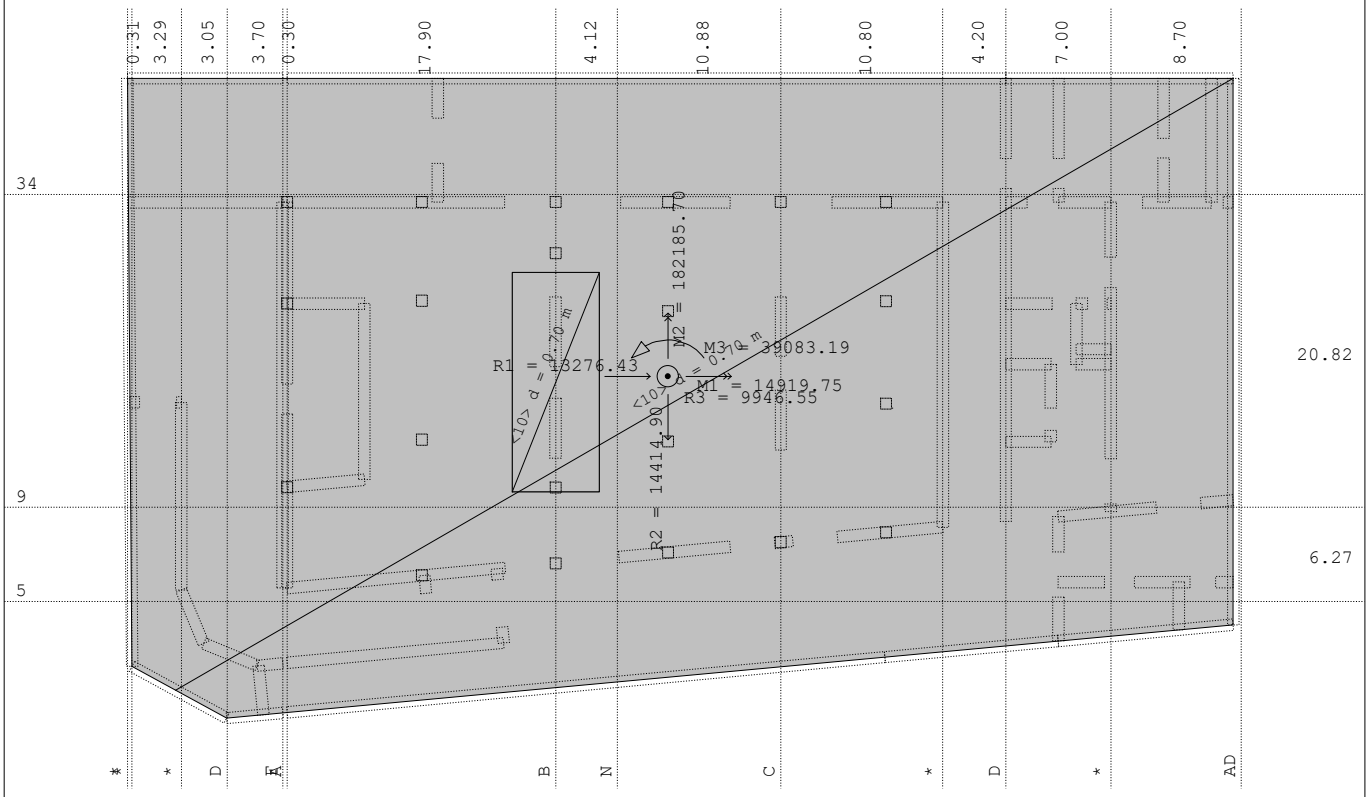

Nivo: tp [-4.65 m]
Dispozicija prerezov

Dimenzioniranje (beton)

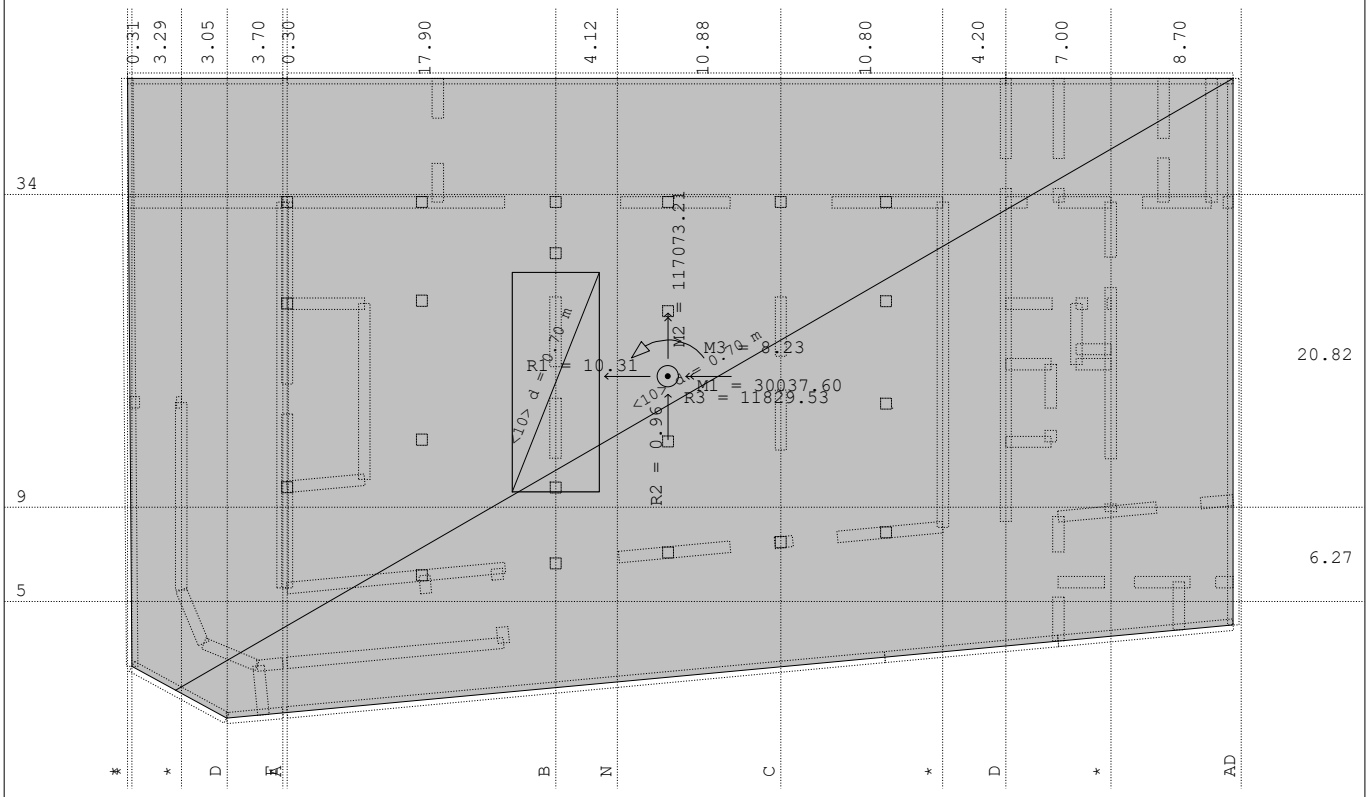

Nivo: tp [-4.65 m]
Dispozicija prerezov

Dimenzioniranje (beton)

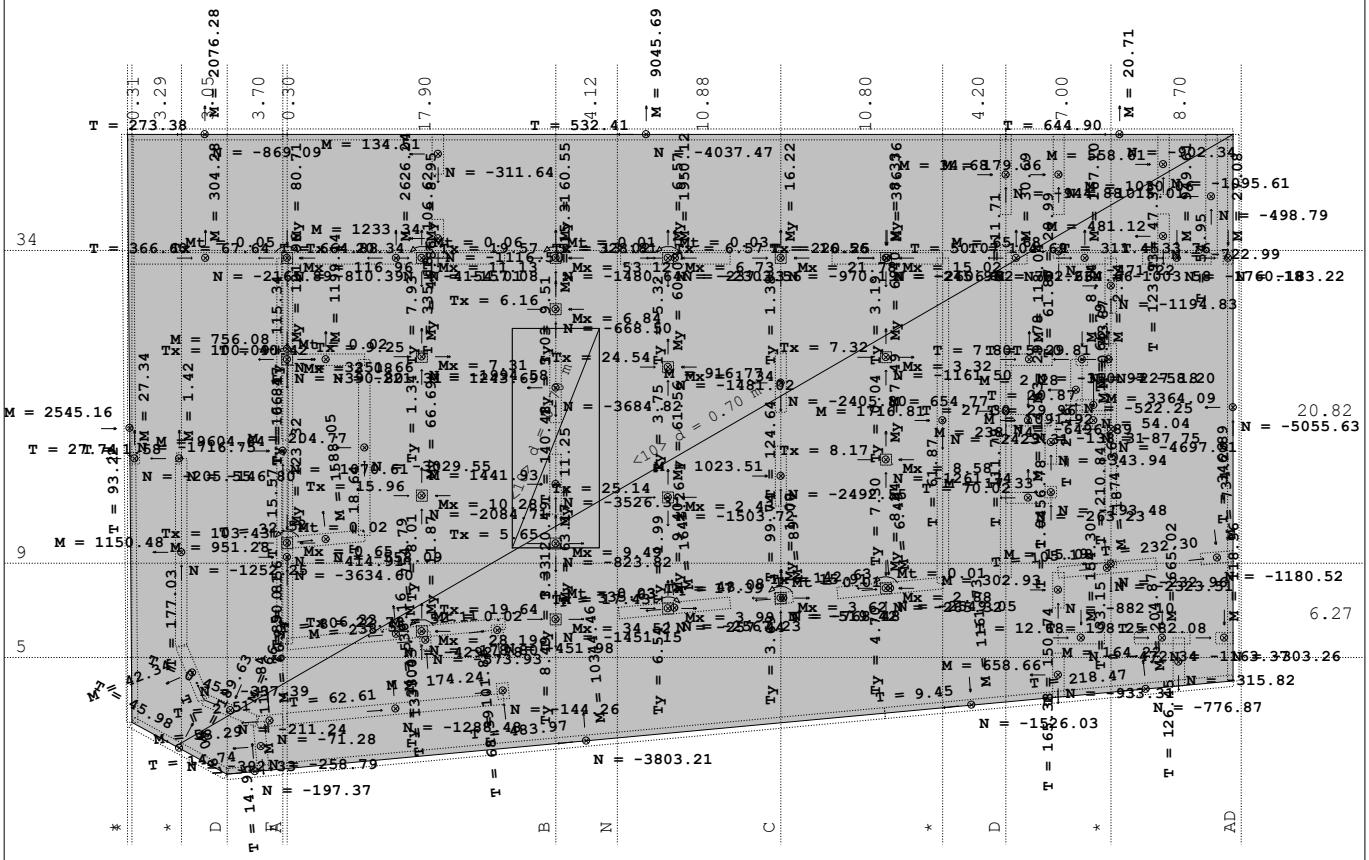

Nivo: tp [-4.65 m]
Dispozicija prerezov

Dimenzioniranje (beton)



Nivo: tp [-4.65 m]
Dispozicija prerezov

Dimenzioniranje (beton)



Nivo: tp [-4.65 m]
Dispozicija prerezov

Dimenzioniranje (beton)



Nivo: tp [-4.65 m]
Dispozicija prerezov

Dimenzioniranje (beton)

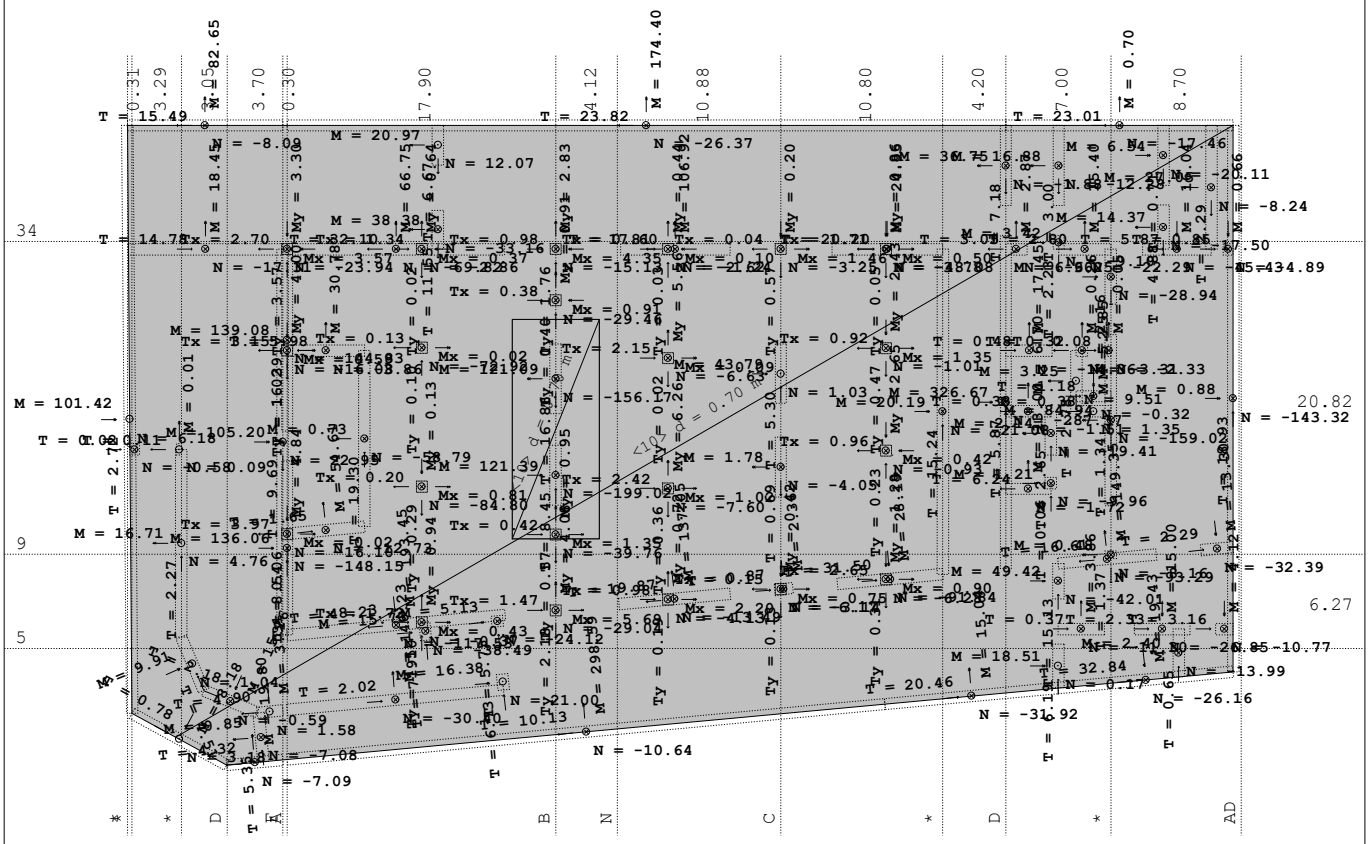

Nivo: tp [-4.65 m]
Dispozicija prerezov

Dimenzioniranje (beton)



Nivo: tp [-4.65 m]
Dispozicija prerezov

Dimenzioniranje (beton)

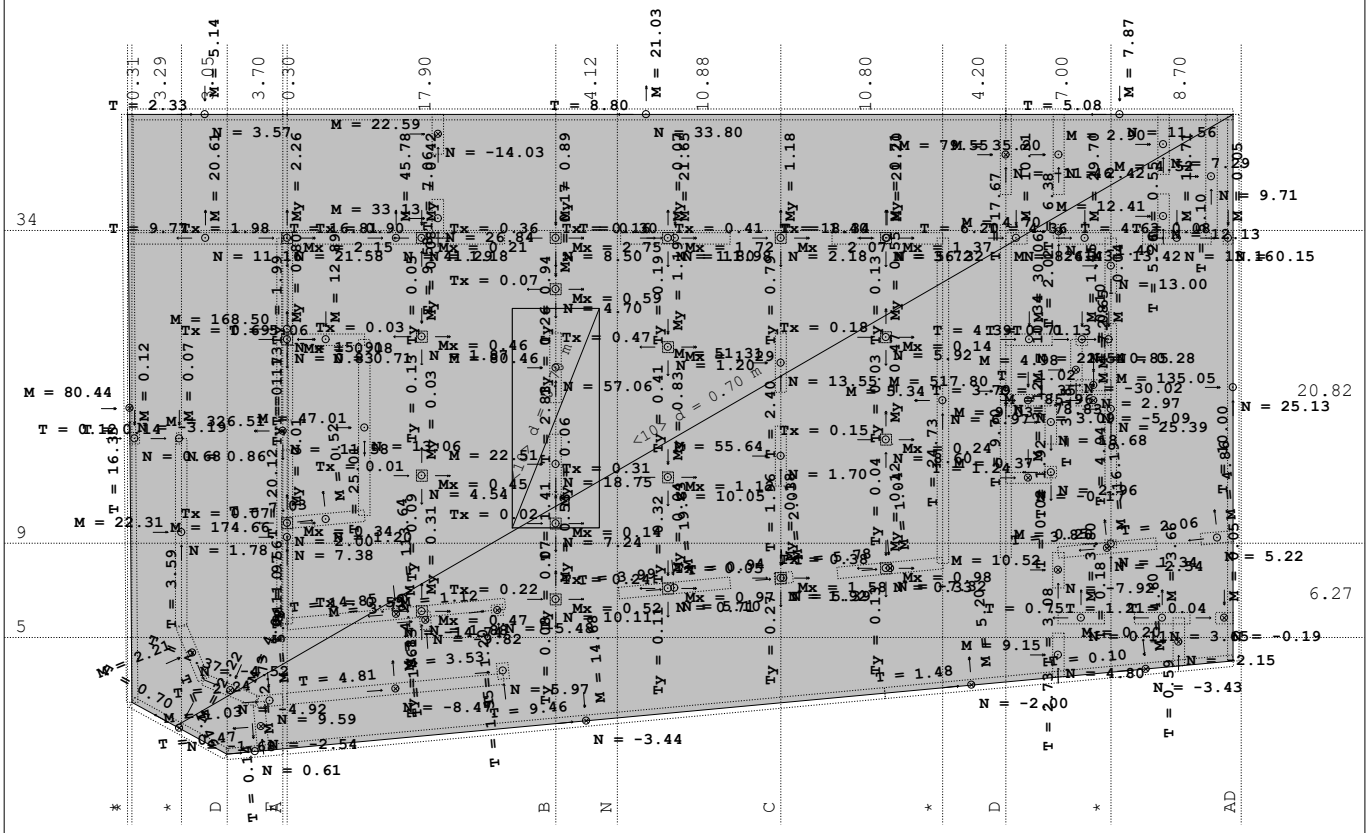

Nivo: tp [-4.65 m]
Dispozicija prerezov

Dimenzioniranje (beton)

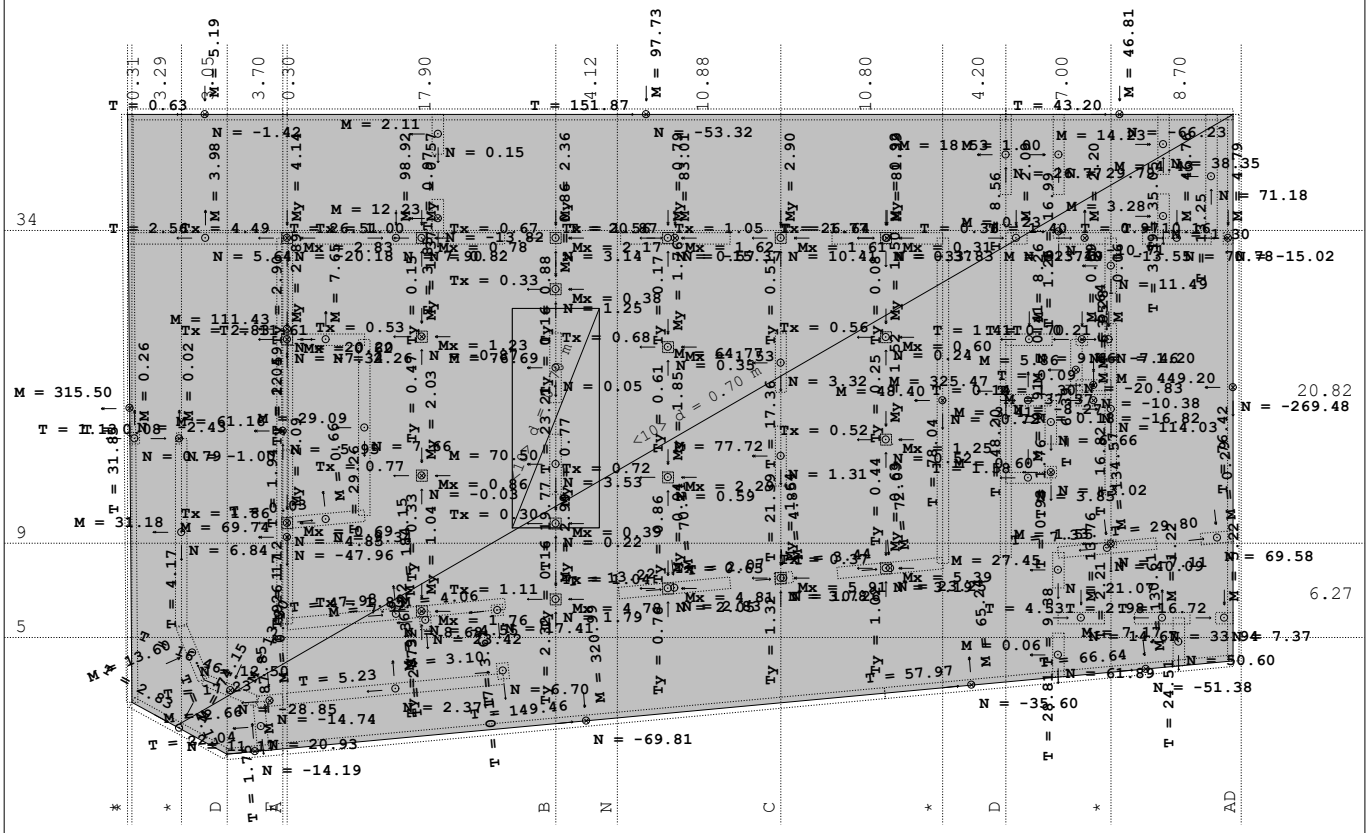

Nivo: tp [-4.65 m]
Dispozicija prerezov

1. Kazalo

1. Kazalo 474
2. Materiali 475
3. Prerezi 475
4. Elementi 483
5. Vozlišča 485
6. 3D model 487
7. Obtežni primeri 493
7.1. Obtežni primeri - Lastna 493
7.1.1. Model za obtežbe 494
7.2. Obtežni primeri - Stalna 494
7.2.1. Model za obtežbe 495
7.3. Obtežni primeri - Koristna 495
7.3.1. Model za obtežbe 496
7.4. Obtežni primeri - Sneg 496
7.4.1. Model za obtežbe 497
7.5. Obtežni primeri - Veter 1 497
7.5.1. Model za obtežbe 498
7.6. Obtežni primeri - Veter 1 Vzgon 498
7.6.1. Model za obtežbe 499
7.7. Obtežni primeri - Veter 2 499
7.7.1. Model za obtežbe 500
7.8. Obtežni primeri - Veter 2 Vzgon 500
7.8.1. Model za obtežbe 501
7.9. Obtežni primeri - Veter 3 501
7.9.1. Model za obtežbe 502
7.10. Obtežni primeri - Veter 3 vzgon 502
7.10.1. Model za obtežbe 503
8. NSK in Pomiki po obtežnih primerih 503
8.1. NSK in Pomiki po obtežnih primerih - Lastna 503
8.1.1. 1D internal forces 503
8.2. NSK in Pomiki po obtežnih primerih - Stalna 507
8.2.1. 1D internal forces 507
8.3. NSK in Pomiki po obtežnih primerih - Koristna 510
8.3.1. 1D internal forces 510
8.4. NSK in Pomiki po obtežnih primerih - Sneg 514
8.4.1. 1D internal forces 514
8.5. NSK in Pomiki po obtežnih primerih - Veter 1 517
8.5.1. 1D internal forces 517
8.6. NSK in Pomiki po obtežnih primerih - Veter 2 521
8.6.1. 1D internal forces 521
8.7. NSK in Pomiki po obtežnih primerih - Veter 3 524
8.7.1. 1D internal forces 524
9. Obtežne kombinacije z NSK in pomiki 528
9.1. Obtežne kombinacije z NSK in pomiki - MSN nelinearna 528
9.1.1. 1D internal forces 529
10. Dimenzioniranje Jekla 532
10.1. EC-EN 1993 Steel check ULS 532
10.2. NSK - Overall check 543
10.3. NSK - Section check 543
10.4. NSK - Stability check 544

2. Materiali

Steel EC3

Name	ρ [kg/m³]	E_{mod} [MPa]	μ	Lower limit [mm]	Upper limit [mm]	F_y [MPa]	F_u [MPa]	Colour
		G_{mod} [MPa]	α [m/mK]					
S 235	7850,00	2,1000e+05	0.3	0	40	235,0	360,0	
		8,0769e+04	0,01e-003	40	80	215,0	360,0	
S 355	7850,00	2,1000e+05	0.3	0	40	355,0	490,0	
		8,0769e+04	0,01e-003	40	80	335,0	470,0	

Name	Type	ρ [kg/m³]	Density in fresh state [kg/m³]	E_{mod} [MPa]	μ	α [m/mK]	$f_{c.k.28}$ [MPa]	Colour
C25/30	Concrete	2500,00	2600,00	3,1500e+04	0.2	0,01e-003	25,00	

Explanations of symbols	
Density in fresh state	The value in the density in fresh state property is used only in case a composite deck is input and its self-weight load is taken into account.

3. Prerezi

Steber 2 notranji1		
Type	HEA200	
Formcode	1 - I section	
Shape type	Thin-walled	
Item material	S 355	
Fabrication	rolled	
Colour		
Flexural buckling y-y, Flexural buckling z-z	b	c
A [m²]	5,3800e-03	
A_y [m²], A_z [m²]	3,8781e-03	1,3287e-03
A_L [m²/m], A_D [m²/m]	1,1400e+00	1,1360e+00
$c_{Y.UCS}$ [mm], $c_{Z.UCS}$ [mm]	100	95
α [deg]	0,00	
I_y [m⁴], I_z [m⁴]	3,6900e-05	1,3400e-05
i_y [mm], i_z [mm]	83	50
$W_{el.y}$ [m³], $W_{el.z}$ [m³]	3,8900e-04	1,3400e-04
$W_{pl.y}$ [m³], $W_{pl.z}$ [m³]	4,2917e-04	2,0375e-04
$M_{pl.y.+}$ [Nm], $M_{pl.y.-}$ [Nm]	152610,80	152610,80
$M_{pl.z.+}$ [Nm], $M_{pl.z.-}$ [Nm]	72373,26	72373,26
d_y [mm], d_z [mm]	0	0
I_t [m⁴], I_w [m⁶]	2,1000e-07	1,0800e-07
β_y [mm], β_z [mm]	0	0
Picture	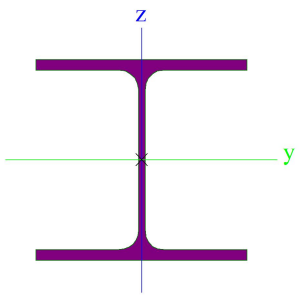	

primarc 2 notranji		
Type	HEA180	
Formcode	1 - I section	
Shape type	Thin-walled	
Item material	S 355	
Fabrication	rolled	
Colour		
Flexural buckling y-y,	b	c

Flexural buckling z-z		
A [m²]	4,5300e-03	
A_y [m²], A_z [m²]	3,2772e-03	1,0992e-03
A_L [m²/m], A_D [m²/m]	1,0200e+00	1,0241e+00
$c_{Y.UCS}$ [mm], $c_{Z.UCS}$ [mm]	90	86
α [deg]	0,00	
I_y [m⁴], I_z [m⁴]	2,5100e-05	9,2500e-06
i_y [mm], i_z [mm]	74	45
$W_{el.y}$ [m³], $W_{el.z}$ [m³]	2,9400e-04	1,0300e-04
$W_{pl.y}$ [m³], $W_{pl.z}$ [m³]	3,2500e-04	1,5667e-04
$M_{pl.y.+}$ [Nm], $M_{pl.y.-}$ [Nm]	115412,42	115412,42
$M_{pl.z.+}$ [Nm], $M_{pl.z.-}$ [Nm]	55566,33	55566,33
d_y [mm], d_z [mm]	0	0
I_t [m⁴], I_w [m⁶]	1,4800e-07	6,0211e-08
β_y [mm], β_z [mm]	0	0
Picture	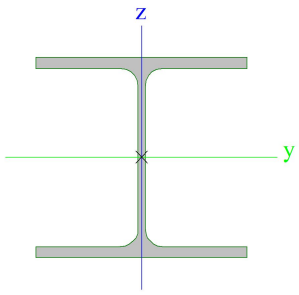	

Zatega1		
Type	RND12	
Formcode	11 - Full circular section	
Shape type	Thick-walled	
Item material	S 355	
Fabrication	rolled	
Colour		
Flexural buckling y-y, Flexural buckling z-z	c	c
A [m²]	1,1300e-04	
A_y [m²], A_z [m²]	9,6865e-05	9,6865e-05
A_L [m²/m], A_D [m²/m]	3,7000e-02	3,7697e-02
$c_{Y.UCS}$ [mm], $c_{Z.UCS}$ [mm]	6	6
α [deg]	0,00	
I_y [m⁴], I_z [m⁴]	1,0200e-09	1,0200e-09
i_y [mm], i_z [mm]	3	3
$W_{el.y}$ [m³], $W_{el.z}$ [m³]	1,7000e-07	1,7000e-07
$W_{pl.y}$ [m³], $W_{pl.z}$ [m³]	2,8800e-07	2,8800e-07
$M_{pl.y.+}$ [Nm], $M_{pl.y.-}$ [Nm]	102,21	102,21
$M_{pl.z.+}$ [Nm], $M_{pl.z.-}$ [Nm]	102,21	102,21
d_y [mm], d_z [mm]	0	0
I_t [m⁴], I_w [m⁶]	2,0344e-09	0,0000e+00
β_y [mm], β_z [mm]	0	0
Picture	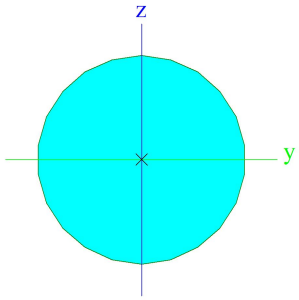	

Sekundarec		
Type	HEA120	
Formcode	1 - I section	
Shape type	Thin-walled	
Item material	S 355	

Fabrication	rolled	
Colour		
Flexural buckling y-y, Flexural buckling z-z	b	c
A [m²]	2,5300e-03	
A_y [m²], A_z [m²]	1,8775e-03	6,1698e-04
A_L [m²/m], A_D [m²/m]	6,7700e-01	6,7730e-01
$c_{Y.UCS}$ [mm], $c_{Z.UCS}$ [mm]	60	57
α [deg]	0,00	
I_y [m⁴], I_z [m⁴]	6,0600e-06	2,3100e-06
i_y [mm], i_z [mm]	49	30
$W_{el.y}$ [m³], $W_{el.z}$ [m³]	1,0600e-04	3,8500e-05
$W_{pl.y}$ [m³], $W_{pl.z}$ [m³]	1,1958e-04	5,8750e-05
$M_{pl.y.+}$ [Nm], $M_{pl.y.-}$ [Nm]	42455,50	42455,50
$M_{pl.z.+}$ [Nm], $M_{pl.z.-}$ [Nm]	20898,35	20898,35
d_y [mm], d_z [mm]	0	0
I_t [m⁴], I_w [m⁶]	5,9900e-08	6,4719e-09
β_y [mm], β_z [mm]	0	0
Picture	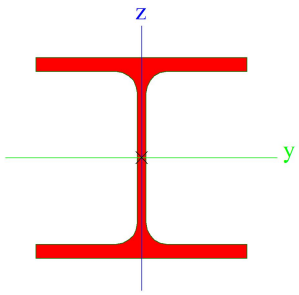	
Fasdane prečke 2		
Type	QRO80X4K	
Formcode	2 - Rectangular hollow section	
Shape type	Thin-walled	
Item material	S 355	
Fabrication	cold formed	
Colour		
Flexural buckling y-y, Flexural buckling z-z	c	c
A [m²]	1,1748e-03	
A_y [m²], A_z [m²]	5,8702e-04	5,8702e-04
A_L [m²/m], A_D [m²/m]	3,0627e-01	5,8730e-01
$c_{Y.UCS}$ [mm], $c_{Z.UCS}$ [mm]	40	40
α [deg]	0,00	
I_y [m⁴], I_z [m⁴]	1,1104e-06	1,1104e-06
i_y [mm], i_z [mm]	31	31
$W_{el.y}$ [m³], $W_{el.z}$ [m³]	2,7761e-05	2,7761e-05
$W_{pl.y}$ [m³], $W_{pl.z}$ [m³]	3,3070e-05	3,3070e-05
$M_{pl.y.+}$ [Nm], $M_{pl.y.-}$ [Nm]	11729,85	11729,85
$M_{pl.z.+}$ [Nm], $M_{pl.z.-}$ [Nm]	11729,85	11729,85
d_y [mm], d_z [mm]	0	0
I_t [m⁴], I_w [m⁶]	1,8000e-06	1,0923e-09
β_y [mm], β_z [mm]	0	0
Picture	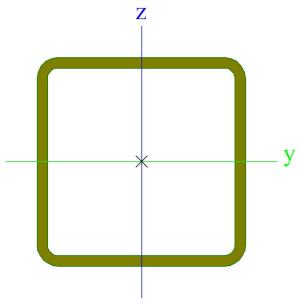	
Sekundarec podesta		
Type	HEA100	

Formcode	1 - I section	
Shape type	Thin-walled	
Item material	S 355	
Fabrication	rolled	
Colour		
Flexural buckling y-y, Flexural buckling z-z	b	c
A [m²]	2,1200e-03	
A_y [m²], A_z [m²]	1,6076e-03	5,3156e-04
A_L [m²/m], A_D [m²/m]	5,6100e-01	5,6130e-01
$c_{Y.UCS}$ [mm], $c_{Z.UCS}$ [mm]	50	48
α [deg]	0,00	
I_y [m⁴], I_z [m⁴]	3,4900e-06	1,3400e-06
i_y [mm], i_z [mm]	41	25
$W_{el.y}$ [m³], $W_{el.z}$ [m³]	7,2800e-05	2,6800e-05
$W_{pl.y}$ [m³], $W_{pl.z}$ [m³]	8,2917e-05	4,1125e-05
$M_{pl.y.+}$ [Nm], $M_{pl.y.-}$ [Nm]	29498,66	29498,66
$M_{pl.z.+}$ [Nm], $M_{pl.z.-}$ [Nm]	14610,42	14610,42
d_y [mm], d_z [mm]	0	0
I_t [m⁴], I_w [m⁶]	5,2400e-08	2,5813e-09
β_y [mm], β_z [mm]	0	0
Picture	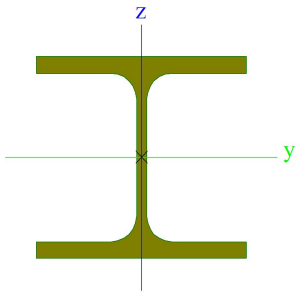	
Stebri podesta		
Type	HEA140	
Formcode	1 - I section	
Shape type	Thin-walled	
Item material	S 355	
Fabrication	rolled	
Colour		
Flexural buckling y-y, Flexural buckling z-z	b	c
A [m²]	3,1400e-03	
A_y [m²], A_z [m²]	2,2882e-03	7,8192e-04
A_L [m²/m], A_D [m²/m]	7,9400e-01	7,9430e-01
$c_{Y.UCS}$ [mm], $c_{Z.UCS}$ [mm]	70	66
α [deg]	0,00	
I_y [m⁴], I_z [m⁴]	1,0300e-05	3,8900e-06
i_y [mm], i_z [mm]	57	35
$W_{el.y}$ [m³], $W_{el.z}$ [m³]	1,5500e-04	5,5600e-05
$W_{pl.y}$ [m³], $W_{pl.z}$ [m³]	1,7333e-04	8,5000e-05
$M_{pl.y.+}$ [Nm], $M_{pl.y.-}$ [Nm]	61634,42	61634,42
$M_{pl.z.+}$ [Nm], $M_{pl.z.-}$ [Nm]	30127,02	30127,02
d_y [mm], d_z [mm]	0	0
I_t [m⁴], I_w [m⁶]	8,1300e-08	1,5064e-08
β_y [mm], β_z [mm]	0	0

Picture	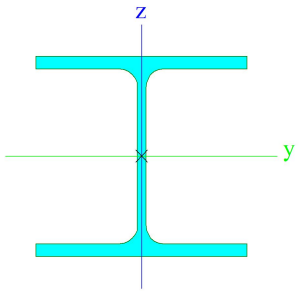	
Steber 1 zunanji		
Type	HEA120	
Formcode	1 - I section	
Shape type	Thin-walled	
Item material	S 355	
Fabrication	rolled	
Colour		
Flexural buckling y-y, Flexural buckling z-z	b	c
A [m²]	2,5300e-03	
A_y [m²], A_z [m²]	1,8775e-03	6,1698e-04
A_L [m²/m], A_D [m²/m]	6,7700e-01	6,7730e-01
$c_{Y.UCS}$ [mm], $c_{Z.UCS}$ [mm]	60	57
α [deg]	0,00	
I_y [m⁴], I_z [m⁴]	6,0600e-06	2,3100e-06
i_y [mm], i_z [mm]	49	30
$W_{el.y}$ [m³], $W_{el.z}$ [m³]	1,0600e-04	3,8500e-05
$W_{pl.y}$ [m³], $W_{pl.z}$ [m³]	1,1958e-04	5,8750e-05
$M_{pl.y.+}$ [Nm], $M_{pl.y.-}$ [Nm]	42455,50	42455,50
$M_{pl.z.+}$ [Nm], $M_{pl.z.-}$ [Nm]	20898,35	20898,35
d_y [mm], d_z [mm]	0	0
I_t [m⁴], I_w [m⁶]	5,9900e-08	6,4719e-09
β_y [mm], β_z [mm]	0	0
Picture	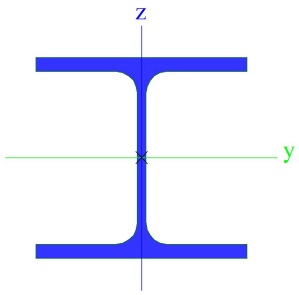	
Primarec zunanji		
Type	HEA120	
Formcode	1 - I section	
Shape type	Thin-walled	
Item material	S 355	
Fabrication	rolled	
Colour		
Flexural buckling y-y, Flexural buckling z-z	b	c
A [m²]	2,5300e-03	
A_y [m²], A_z [m²]	1,8775e-03	6,1698e-04
A_L [m²/m], A_D [m²/m]	6,7700e-01	6,7730e-01
$c_{Y.UCS}$ [mm], $c_{Z.UCS}$ [mm]	60	57
α [deg]	0,00	
I_y [m⁴], I_z [m⁴]	6,0600e-06	2,3100e-06
i_y [mm], i_z [mm]	49	30
$W_{el.y}$ [m³], $W_{el.z}$ [m³]	1,0600e-04	3,8500e-05
$W_{pl.y}$ [m³], $W_{pl.z}$ [m³]	1,1958e-04	5,8750e-05
$M_{pl.y.+}$ [Nm], $M_{pl.y.-}$ [Nm]	42455,50	42455,50
$M_{pl.z.+}$ [Nm], $M_{pl.z.-}$ [Nm]	20898,35	20898,35

d_y [mm], d_z [mm]	0	0
I_t [m^4], I_w [m^6]	5,9900e-08	6,4719e-09
β_y [mm], β_z [mm]	0	0
Picture	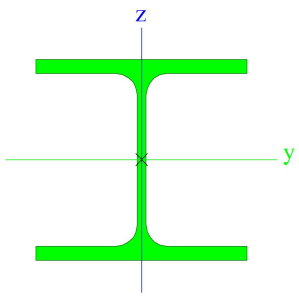	
Primarec podesta		
Type	HEA140	
Formcode	1 - I section	
Shape type	Thin-walled	
Item material	S 355	
Fabrication	rolled	
Colour		
Flexural buckling y-y, Flexural buckling z-z	b	c
A [m^2]	3,1400e-03	
A_y [m^2], A_z [m^2]	2,2882e-03	7,8192e-04
A_L [m^2/m], A_D [m^2/m]	7,9400e-01	7,9430e-01
$c_{Y.UCS}$ [mm], $c_{Z.UCS}$ [mm]	70	66
α [deg]	0,00	
I_y [m^4], I_z [m^4]	1,0300e-05	3,8900e-06
i_y [mm], i_z [mm]	57	35
$W_{el.y}$ [m^3], $W_{el.z}$ [m^3]	1,5500e-04	5,5600e-05
$W_{pl.y}$ [m^3], $W_{pl.z}$ [m^3]	1,7333e-04	8,5000e-05
$M_{pl.y.+}$ [Nm], $M_{pl.y.-}$ [Nm]	61634,42	61634,42
$M_{pl.z.+}$ [Nm], $M_{pl.z.-}$ [Nm]	30127,02	30127,02
d_y [mm], d_z [mm]	0	0
I_t [m^4], I_w [m^6]	8,1300e-08	1,5064e-08
β_y [mm], β_z [mm]	0	0
Picture	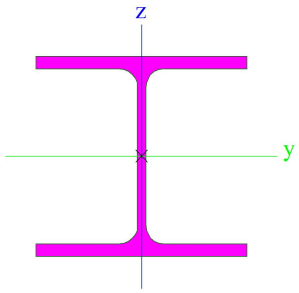	
Fasadne prečke		
Type	UPN200	
Formcode	5 - Channel section	
Shape type	Thin-walled	
Item material	S 355	
Fabrication	rolled	
Colour		
Flexural buckling y-y, Flexural buckling z-z	c	c
A [m^2]	3,2200e-03	
A_y [m^2], A_z [m^2]	1,6758e-03	1,6900e-03
A_L [m^2/m], A_D [m^2/m]	6,6027e-01	6,6027e-01
$c_{Y.UCS}$ [mm], $c_{Z.UCS}$ [mm]	20	100
α [deg]	0,00	
I_y [m^4], I_z [m^4]	1,9100e-05	1,4800e-06
i_y [mm], i_z [mm]	77	21
$W_{el.y}$ [m^3], $W_{el.z}$ [m^3]	1,9100e-04	2,7000e-05

$W_{pl.y}$ [m³], $W_{pl.z}$ [m³]	2,2800e-04	5,1800e-05
$M_{pl.y.+}$ [Nm], $M_{pl.y.-}$ [Nm]	80875,53	80875,53
$M_{pl.z.+}$ [Nm], $M_{pl.z.-}$ [Nm]	18415,40	18415,40
d_y [mm], d_z [mm]	-44	0
I_t [m⁴], I_w [m⁶]	1,1900e-07	1,0499e-08
β_y [mm], β_z [mm]	0	217
Picture	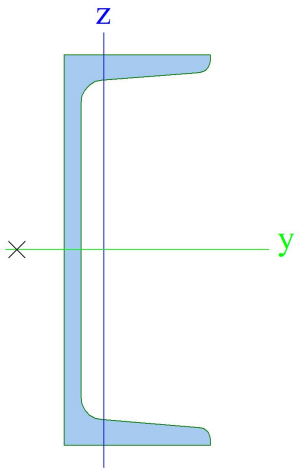	
Menjalnik 1		
Type	HEA120	
Formcode	1 - I section	
Shape type	Thin-walled	
Item material	S 355	
Fabrication	rolled	
Colour		
Flexural buckling y-y, Flexural buckling z-z	b	c
A [m²]	2,5300e-03	
A_y [m²], A_z [m²]	1,8775e-03	6,1698e-04
A_L [m²/m], A_D [m²/m]	6,7700e-01	6,7730e-01
$c_{Y.UCS}$ [mm], $c_{Z.UCS}$ [mm]	60	57
α [deg]	0,00	
I_y [m⁴], I_z [m⁴]	6,0600e-06	2,3100e-06
i_y [mm], i_z [mm]	49	30
$W_{el.y}$ [m³], $W_{el.z}$ [m³]	1,0600e-04	3,8500e-05
$W_{pl.y}$ [m³], $W_{pl.z}$ [m³]	1,1958e-04	5,8750e-05
$M_{pl.y.+}$ [Nm], $M_{pl.y.-}$ [Nm]	42455,50	42455,50
$M_{pl.z.+}$ [Nm], $M_{pl.z.-}$ [Nm]	20898,35	20898,35
d_y [mm], d_z [mm]	0	0
I_t [m⁴], I_w [m⁶]	5,9900e-08	6,4719e-09
β_y [mm], β_z [mm]	0	0
Picture	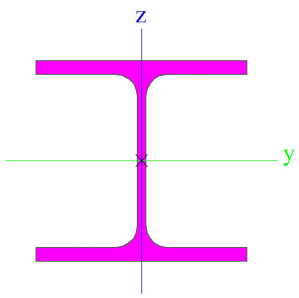	
Menjalnik 2		
Type	HEA140	
Formcode	1 - I section	
Shape type	Thin-walled	
Item material	S 355	
Fabrication	rolled	

Colour		
Flexural buckling y-y, Flexural buckling z-z	b	c
A [m²]	3,1400e-03	
A_y [m²], A_z [m²]	2,2882e-03	7,8192e-04
A_L [m²/m], A_D [m²/m]	7,9400e-01	7,9430e-01
$c_{Y.UCS}$ [mm], $c_{Z.UCS}$ [mm]	70	66
α [deg]	0,00	
I_y [m⁴], I_z [m⁴]	1,0300e-05	3,8900e-06
i_y [mm], i_z [mm]	57	35
$W_{el.y}$ [m³], $W_{el.z}$ [m³]	1,5500e-04	5,5600e-05
$W_{pl.y}$ [m³], $W_{pl.z}$ [m³]	1,7333e-04	8,5000e-05
$M_{pl.y.+}$ [Nm], $M_{pl.y.-}$ [Nm]	61634,42	61634,42
$M_{pl.z.+}$ [Nm], $M_{pl.z.-}$ [Nm]	30127,02	30127,02
d_y [mm], d_z [mm]	0	0
I_t [m⁴], I_w [m⁶]	8,1300e-08	1,5064e-08
β_y [mm], β_z [mm]	0	0
Picture	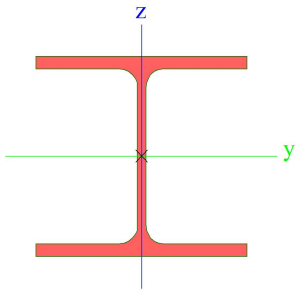	

Steber podesta HEA120		
Type	HEA120	
Formcode	1 - I section	
Shape type	Thin-walled	
Item material	S 355	
Fabrication	rolled	
Colour		
Flexural buckling y-y, Flexural buckling z-z	b	c
A [m²]	2,5300e-03	
A_y [m²], A_z [m²]	1,8775e-03	6,1698e-04
A_L [m²/m], A_D [m²/m]	6,7700e-01	6,7730e-01
$c_{Y.UCS}$ [mm], $c_{Z.UCS}$ [mm]	60	57
α [deg]	0,00	
I_y [m⁴], I_z [m⁴]	6,0600e-06	2,3100e-06
i_y [mm], i_z [mm]	49	30
$W_{el.y}$ [m³], $W_{el.z}$ [m³]	1,0600e-04	3,8500e-05
$W_{pl.y}$ [m³], $W_{pl.z}$ [m³]	1,1958e-04	5,8750e-05
$M_{pl.y.+}$ [Nm], $M_{pl.y.-}$ [Nm]	42455,50	42455,50
$M_{pl.z.+}$ [Nm], $M_{pl.z.-}$ [Nm]	20898,35	20898,35
d_y [mm], d_z [mm]	0	0
I_t [m⁴], I_w [m⁶]	5,9900e-08	6,4719e-09
β_y [mm], β_z [mm]	0	0
Picture	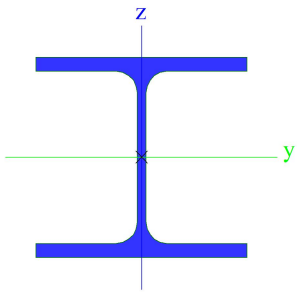	

Explanations of symbols	
Formcode	h - Height b - Flange width

Explanations of symbols	
	t - Flange thickness s - Web thickness

Explanations of symbols	
	r - Radius at flange root r1 - Radius at flange toe a - Flange slope W - Internal bolt distance wm - Unit warping at flange toe
A	Area
A_y	Shear Area in principal y-direction
A_z	Shear Area in principal z-direction
A_L	Circumference per unit length
A_D	Drying surface per unit length
$c_{Y.UCS}$	Centroid coordinate in Y-direction of Input axis system
$c_{Z.UCS}$	Centroid coordinate in Z-direction of Input axis system
$I_{Y.LCS}$	Second moment of area about the YLCS axis
$I_{Z.LCS}$	Second moment of area about the ZLCS axis
$I_{YZ.LCS}$	Product moment of area in the LCS system
α	Rotation angle of the principal axis system
I_y	Second moment of area about the principal y-axis
I_z	Second moment of area about the principal z-axis
i_y	Radius of gyration about the principal y-axis

Explanations of symbols	
i_z	Radius of gyration about the principal z-axis
$W_{el.y}$	Elastic section modulus about the principal y-axis
$W_{el.z}$	Elastic section modulus about the principal z-axis
$W_{pl.y}$	Plastic section modulus about the principal y-axis
$W_{pl.z}$	Plastic section modulus about the principal z-axis
$M_{pl.y.+}$	Plastic moment about the principal y-axis for a positive My moment
$M_{pl.y.-}$	Plastic moment about the principal y-axis for a negative My moment
$M_{pl.z.+}$	Plastic moment about the principal z-axis for a positive Mz moment
$M_{pl.z.-}$	Plastic moment about the principal z-axis for a negative Mz moment
d_y	Shear center coordinate in principal y-direction measured from the centroid
d_z	Shear center coordinate in principal z-direction measured from the centroid
I_t	Torsional constant
I_w	Warping constant
β_y	Mono-symmetry constant about the principal y-axis
β_z	Mono-symmetry constant about the principal z-axis

4. Elementi

Name	Cross-section	Material	Length [m]	Beg. node	End node	Type
B1	Steber 1 zunanji - HEA120	S 355	3,250	N54	N53	column (100)
B2	Steber 2 notranji1 - HEA200	S 355	3,250	N3	N102	column (100)
B3	Steber 2 notranji1 - HEA200	S 355	3,250	N5	N6	column (100)
B4	Steber 1 zunanji - HEA120	S 355	3,250	N7	N8	column (100)
B9	Steber 1 zunanji - HEA120	S 355	3,250	N51	N52	column (100)
B10	Steber 2 notranji1 - HEA200	S 355	3,250	N19	N20	column (100)
B11	Steber 2 notranji1 - HEA200	S 355	3,250	N21	N22	column (100)
B12	Steber 1 zunanji - HEA120	S 355	3,250	N23	N24	column (100)
B13	Primarec zunanji - HEA120	S 355	8,160	N52	N53	beam (80)
B16	Primarec zunanji - HEA120	S 355	8,160	N24	N8	beam (80)
B17	Sekundarec - HEA120	S 355	13,000	N52	N24	beam (80)
B21	Sekundarec - HEA120	S 355	13,000	N53	N8	beam (80)
B24	Zatega1 - RND12	S 355	4,628	N19	N42	wall bracing (0)
B25	Zatega1 - RND12	S 355	4,628	N41	N21	wall bracing (0)
B27	Zatega1 - RND12	S 355	5,116	N22	N30	roof bracing (0)
B28	Zatega1 - RND12	S 355	5,116	N20	N31	roof bracing (0)
B33	Zatega1 - RND12	S 355	5,116	N99	N6	roof bracing (0)
B34	Zatega1 - RND12	S 355	5,116	N12	N102	roof bracing (0)
B36	primarc 2 notranji - HEA180	S 355	8,160	N22	N6	beam (80)
B38	primarc 2 notranji - HEA180	S 355	8,160	N20	N102	beam (80)
B40	Fasdane prečke 2 - QRO80X4K	S 355	4,333	N37	N44	beam (80)
B41	Fasadne prečke - UPN200	S 355	3,218	N5	N106	beam (80)
B42	Fasadne prečke - UPN200	S 355	3,218	N21	N105	beam (80)
B43	Fasdane prečke 2 - QRO80X4K	S 355	4,333	N39	N41	beam (80)
B46	Zatega1 - RND12	S 355	4,628	N41	N22	wall bracing (0)
B47	Zatega1 - RND12	S 355	4,628	N20	N42	wall bracing (0)
B48	Zatega1 - RND12	S 355	4,628	N3	N43	wall bracing (0)
B49	Zatega1 - RND12	S 355	4,628	N44	N5	wall bracing (0)
B50	Zatega1 - RND12	S 355	4,628	N44	N6	wall bracing (0)
B51	Zatega1 - RND12	S 355	4,628	N102	N43	wall bracing (0)
B52	Fasdane prečke 2 - QRO80X4K	S 355	4,333	N41	N42	beam (80)

Name	Cross-section	Material	Length [m]	Beg. node	End node	Type
B53	Fasdane prečke 2 - QRO80X4K	S 355	4,333	N42	N40	beam (80)
B54	Fasadne prečke - UPN200	S 355	4,333	N51	N19	beam (80)
B55	Fasadne prečke - UPN200	S 355	4,333	N19	N21	beam (80)
B58	Fasdane prečke 2 - QRO80X4K	S 355	4,333	N44	N43	beam (80)
B59	Fasdane prečke 2 - QRO80X4K	S 355	4,333	N43	N38	beam (80)
B60	Fasadne prečke - UPN200	S 355	4,333	N54	N3	beam (80)
B61	Fasadne prečke - UPN200	S 355	4,333	N3	N5	beam (80)
B62	Steber 1 zunanji - HEA120	S 355	0,600	N23	N59	column (100)
B63	Steber 1 zunanji - HEA120	S 355	0,600	N119	N60	column (100)
B64	Steber 1 zunanji - HEA120	S 355	0,600	N7	N61	column (100)
B65	Steber 2 notranji1 - HEA200	S 355	0,600	N21	N1	column (100)
B66	Steber 2 notranji1 - HEA200	S 355	0,600	N5	N62	column (100)
B67	Steber 2 notranji1 - HEA200	S 355	0,600	N19	N63	column (100)
B68	Steber 2 notranji1 - HEA200	S 355	0,600	N3	N64	column (100)
B69	Steber 1 zunanji - HEA120	S 355	0,600	N51	N65	column (100)
B70	Steber 1 zunanji - HEA120	S 355	0,600	N54	N66	column (100)
B71	Steber 1 zunanji - HEA120	S 355	0,600	N15	N68	column (100)
B73	Stebri podesta - HEA140	S 355	0,600	N71	N72	column (100)
B74	Primarec zunanji - HEA120	S 355	4,080	N7	N119	beam (80)
B75	Primarec zunanji - HEA120	S 355	4,080	N119	N23	beam (80)
B76	Primarec podesta - HEA140	S 355	3,780	N5	N139	beam (80)
B78	Primarec podesta - HEA140	S 355	8,160	N3	N19	beam (80)
B80	Primarec zunanji - HEA120	S 355	2,680	N183	N15	beam (80)
B81	Primarec zunanji - HEA120	S 355	4,080	N15	N51	beam (80)
B91	Sekundarec - HEA120	S 355	13,000	N93	N94	beam (80)
B92	Zatega1 - RND12	S 355	5,116	N30	N12	roof bracing (0)
B93	Zatega1 - RND12	S 355	5,116	N31	N99	roof bracing (0)
B94	Sekundarec - HEA120	S 355	13,000	N91	N92	beam (80)
B95	Steber 1 zunanji - HEA120	S 355	3,250	N119	N27	beam (80)
B96	Steber 1 zunanji - HEA120	S 355	3,250	N15	N16	beam (80)
B97	Menjalnik 1 - HEA120	S 355	4,985	N103	N104	beam (80)
B98	Menjalnik 2 - HEA140	S 355	8,160	N105	N106	beam (80)
B99	Menjalnik 1 - HEA120	S 355	0,825	N115	N116	beam (80)
B100	Menjalnik 1 - HEA120	S 355	0,825	N104	N117	beam (80)
B101	Menjalnik 1 - HEA120	S 355	0,290	N104	N129	beam (80)
B102	Sekundarec podesta - HEA100	S 355	0,290	N119	N120	beam (80)
B103	Sekundarec podesta - HEA100	S 355	0,825	N120	N110	beam (80)
B104	Sekundarec podesta - HEA100	S 355	0,290	N121	N122	beam (80)
B105	Sekundarec podesta - HEA100	S 355	0,825	N122	N123	beam (80)
B106	Sekundarec podesta - HEA100	S 355	0,290	N149	N125	beam (80)
B107	Sekundarec podesta - HEA100	S 355	0,825	N125	N126	beam (80)
B108	Sekundarec podesta - HEA100	S 355	1,115	N127	N128	beam (80)
B109	Sekundarec podesta - HEA100	S 355	3,218	N130	N131	beam (80)
B110	Menjalnik 1 - HEA120	S 355	3,218	N132	N133	beam (80)
B111	Menjalnik 1 - HEA120	S 355	3,218	N134	N135	beam (80)
B112	Menjalnik 1 - HEA120	S 355	0,870	N136	N137	beam (80)
B113	Sekundarec podesta - HEA100	S 355	3,218	N138	N139	beam (80)
B114	Sekundarec podesta - HEA100	S 355	3,218	N140	N141	beam (80)
B115	Sekundarec podesta - HEA100	S 355	3,218	N142	N143	beam (80)
B116	Sekundarec podesta - HEA100	S 355	3,218	N144	N145	beam (80)
B117	Sekundarec podesta - HEA100	S 355	1,820	N136	N146	beam (80)
B118	Stebri podesta - HEA140	S 355	0,600	N139	N147	column (100)
B119	Stebri podesta - HEA140	S 355	0,600	N135	N148	column (100)
B120	Primarec podesta - HEA140	S 355	2,560	N135	N21	beam (80)
B121	Menjalnik 1 - HEA120	S 355	4,333	N150	N151	beam (80)
B122	Menjalnik 2 - HEA140	S 355	4,650	N152	N153	beam (80)
B123	Menjalnik 1 - HEA120	S 355	4,333	N154	N155	beam (80)
B124	Menjalnik 1 - HEA120	S 355	4,333	N151	N156	beam (80)
B125	Menjalnik 1 - HEA120	S 355	4,333	N155	N157	beam (80)
B126	Menjalnik 1 - HEA120	S 355	1,915	N158	N159	beam (80)
B127	Menjalnik 1 - HEA120	S 355	0,965	N160	N161	beam (80)
B128	Menjalnik 1 - HEA120	S 355	1,215	N161	N162	beam (80)
B129	Sekundarec podesta - HEA100	S 355	1,915	N163	N164	beam (80)
B130	Menjalnik 1 - HEA120	S 355	4,333	N165	N166	beam (80)
B131	Menjalnik 1 - HEA120	S 355	2,120	N167	N168	beam (80)
B132	Menjalnik 1 - HEA120	S 355	2,418	N169	N170	beam (80)

Name	Cross-section	Material	Length [m]	Beg. node	End node	Type
B133	Sekundarec podesta - HEA100	S 355	2,418	N171	N172	beam (80)
B134	Sekundarec podesta - HEA100	S 355	2,418	N173	N174	beam (80)
B135	Sekundarec podesta - HEA100	S 355	4,333	N174	N175	beam (80)
B136	Sekundarec podesta - HEA100	S 355	4,333	N172	N176	beam (80)
B137	Menjalnik 1 - HEA120	S 355	4,333	N170	N177	beam (80)
B138	Menjalnik 1 - HEA120	S 355	1,720	N178	N179	beam (80)
B139	Menjalnik 1 - HEA120	S 355	1,435	N166	N181	beam (80)
B140	Sekundarec podesta - HEA100	S 355	2,898	N182	N183	beam (80)
B141	Menjalnik 1 - HEA120	S 355	2,360	N184	N185	beam (80)
B142	Sekundarec podesta - HEA100	S 355	1,400	N186	N187	beam (80)
B143	Sekundarec podesta - HEA100	S 355	1,400	N188	N189	beam (80)
B144	Steber 1 zunanji - HEA120	S 355	0,600	N183	N190	column (100)
B145	Stebri podesta - HEA140	S 355	0,600	N105	N195	column (100)
B146	Stebri podesta - HEA140	S 355	0,600	N106	N196	column (100)
B147	Fasadne prečke - UPN200	S 355	1,115	N105	N23	beam (80)
B148	Fasadne prečke - UPN200	S 355	1,115	N106	N7	beam (80)
B149	Stebri podesta - HEA140	S 355	0,600	N110	N197	column (100)
B150	Steber podesta HEA120 - HEA120	S 355	0,600	N161	N200	column (100)
B151	Stebri podesta - HEA140	S 355	0,600	N153	N201	column (100)
B152	Stebri podesta - HEA140	S 355	0,600	N152	N202	column (100)

5. Vozlišča

Name	Coord X [m]	Coord Y [m]	Coord Z [m]
N3	8,667	8,160	8,600
N5	4,333	8,160	8,600
N6	4,333	8,160	11,850
N7	0,000	8,160	8,600
N8	0,000	8,160	11,850
N12	4,333	5,440	11,850
N15	13,000	4,080	8,600
N16	13,000	4,080	11,850
N19	8,667	0,000	8,600
N20	8,667	0,000	11,850
N21	4,333	0,000	8,600
N22	4,333	0,000	11,850
N23	0,000	0,000	8,600
N24	0,000	0,000	11,850
N25	13,000	2,040	11,850
N26	0,000	2,040	11,850
N27	0,000	4,080	11,850
N28	13,000	6,120	11,850
N29	0,000	6,120	11,850
N30	8,667	2,720	11,850
N31	4,333	2,720	11,850
N34	13,000	4,070	11,850
N36	0,000	3,540	11,850
N37	13,000	8,160	10,225
N38	0,000	8,160	10,225
N39	13,000	0,000	10,225
N40	0,000	0,000	10,225
N41	8,667	0,000	10,225
N42	4,333	0,000	10,225
N43	4,333	8,160	10,225
N44	8,667	8,160	10,225
N51	13,000	0,000	8,600
N52	13,000	0,000	11,850
N53	13,000	8,160	11,850
N54	13,000	8,160	8,600
N59	0,000	0,000	8,000
N60	0,000	4,080	8,000
N61	0,000	8,160	8,000
N1	4,333	0,000	8,000
N62	4,333	8,160	8,000

Name	Coord X [m]	Coord Y [m]	Coord Z [m]
N63	8,667	0,000	8,000
N64	8,667	8,160	8,000
N65	13,000	0,000	8,000
N66	13,000	8,160	8,000
N68	13,000	4,080	8,000
N71	8,667	4,080	8,600
N72	8,667	4,080	8,000
N73	0,000	8,080	8,600
N75	0,000	7,080	8,600
N77	0,000	6,080	8,600
N78	13,000	6,080	8,600
N79	0,000	5,080	8,600
N80	13,000	5,080	8,600
N83	0,000	3,080	8,600
N84	13,000	3,080	8,600
N85	0,000	2,080	8,600
N86	13,000	2,080	8,600
N87	0,000	1,080	8,600
N88	13,000	1,080	8,600
N89	0,000	0,080	8,600
N90	13,000	0,080	8,600
N91	13,000	5,440	11,850
N92	0,000	5,440	11,850
N93	13,000	2,720	11,850
N94	0,000	2,720	11,850
N99	8,667	5,440	11,850
N102	8,667	8,160	11,850
N103	0,290	0,000	8,600
N104	0,290	4,985	8,600
N105	1,115	0,000	8,600
N106	1,115	8,160	8,600
N110	1,115	4,080	8,600
N115	0,290	0,500	8,600
N116	1,115	0,500	8,600
N117	1,115	4,985	8,600
N119	0,000	4,080	8,600
N120	0,290	4,080	8,600
N121	0,000	3,060	8,600
N122	0,290	3,060	8,600
N123	1,115	3,060	8,600

Name	Coord X [m]	Coord Y [m]	Coord Z [m]
N125	0,290	1,020	8,600
N126	1,115	1,020	8,600
N127	0,000	7,485	8,600
N128	1,115	7,485	8,600
N129	0,000	4,985	8,600
N130	1,115	0,835	8,600
N131	4,333	0,835	8,600
N132	1,115	1,690	8,600
N133	4,333	1,690	8,600
N134	1,115	2,560	8,600
N135	4,333	2,560	8,600
N136	2,220	2,560	8,600
N137	2,220	1,690	8,600
N138	1,115	4,380	8,600
N139	4,333	4,380	8,600
N140	1,115	5,340	8,600
N141	4,333	5,340	8,600
N142	1,115	6,300	8,600
N143	4,333	6,300	8,600
N144	1,115	7,255	8,600
N145	4,333	7,255	8,600
N146	2,220	4,380	8,600
N147	4,333	4,380	8,000
N148	4,333	2,560	8,000
N149	0,000	1,020	8,600
N150	4,333	1,150	8,600
N151	8,667	1,150	8,600
N152	6,248	1,150	8,600
N153	6,248	5,800	8,600
N154	4,333	5,800	8,600
N155	8,667	5,800	8,600
N156	13,000	1,150	8,600
N157	13,000	5,800	8,600
N158	4,333	2,540	8,600
N159	6,248	2,540	8,600
N160	5,033	2,540	8,600
N161	5,033	3,505	8,600

Name	Coord X [m]	Coord Y [m]	Coord Z [m]
N162	6,248	3,505	8,600
N163	4,333	5,395	8,600
N164	6,248	5,395	8,600
N165	4,333	7,920	8,600
N166	8,667	7,920	8,600
N167	5,033	5,800	8,600
N168	5,033	7,920	8,600
N169	6,248	2,870	8,600
N170	8,667	2,870	8,600
N171	6,248	3,845	8,600
N172	8,667	3,845	8,600
N173	6,248	4,820	8,600
N174	8,667	4,820	8,600
N175	13,000	4,820	8,600
N176	13,000	3,845	8,600
N177	13,000	2,870	8,600
N178	10,417	1,150	8,600
N179	10,417	2,870	8,600
N181	10,102	7,920	8,600
N182	10,102	6,760	8,600
N183	13,000	6,760	8,600
N184	10,102	5,800	8,600
N185	10,102	8,160	8,600
N186	11,197	6,760	8,600
N187	11,197	8,160	8,600
N188	12,287	6,760	8,600
N189	12,287	8,160	8,600
N190	13,000	6,760	8,000
N193	6,248	0,000	8,600
N194	5,033	8,160	8,600
N195	1,115	0,000	8,000
N196	1,115	8,160	8,000
N197	1,115	4,080	8,000
N200	5,033	3,505	8,000
N201	6,248	5,800	8,000
N202	6,248	1,150	8,000

6. 3D model

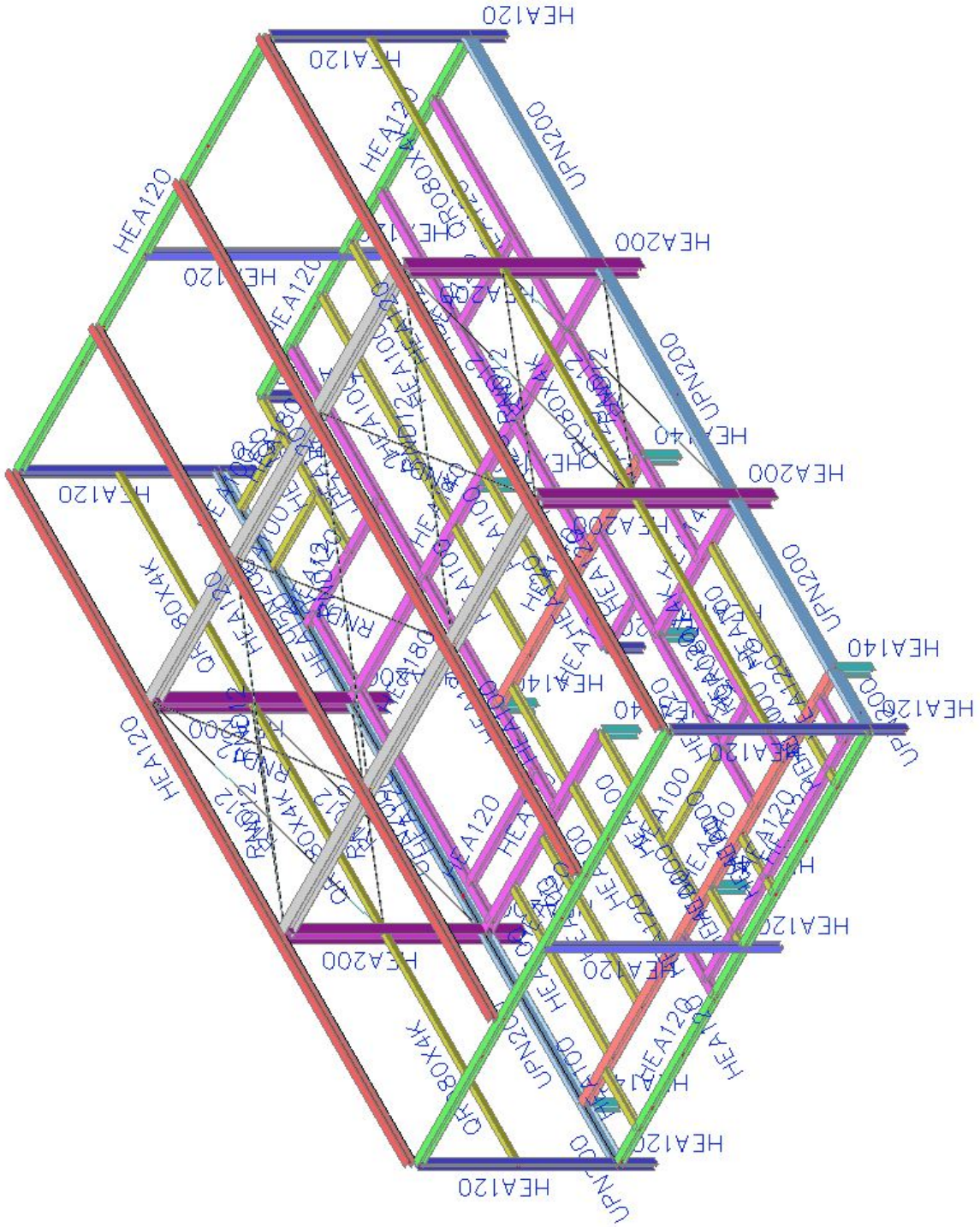

Section – A

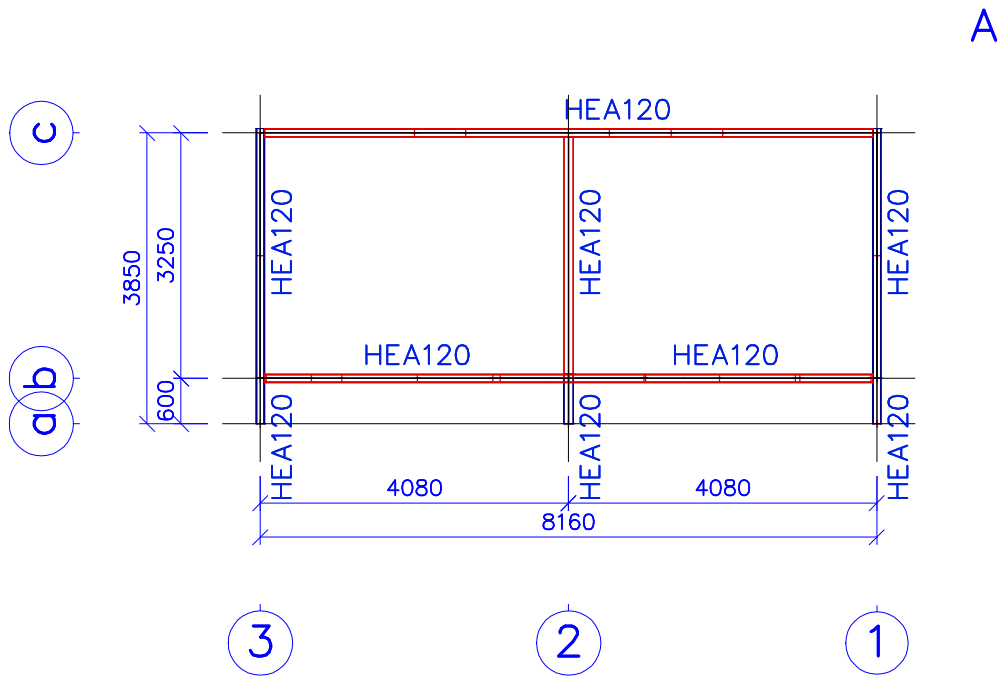

Section – B

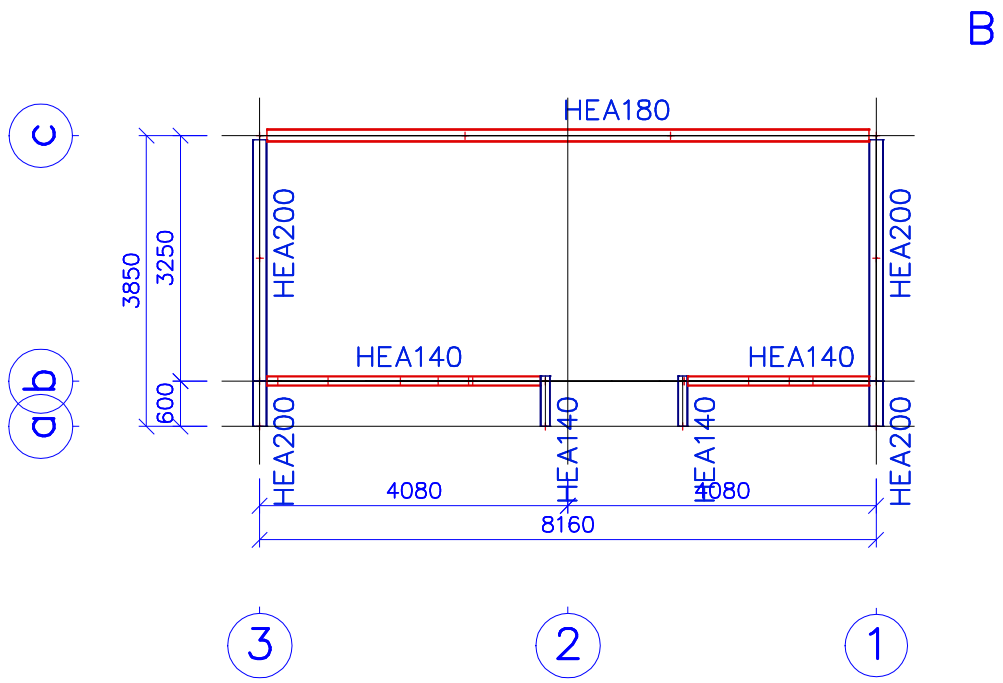

Section – C

C

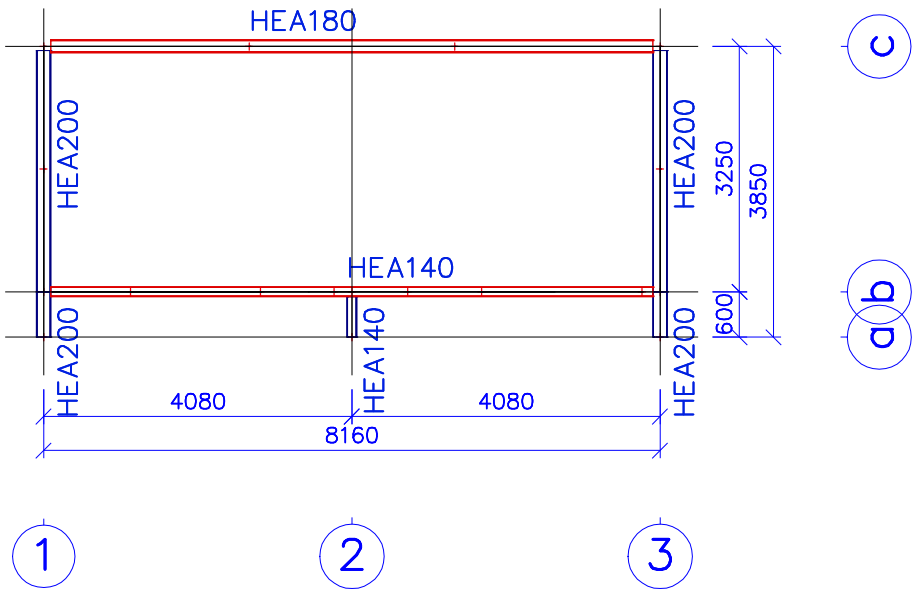

Section – D

D

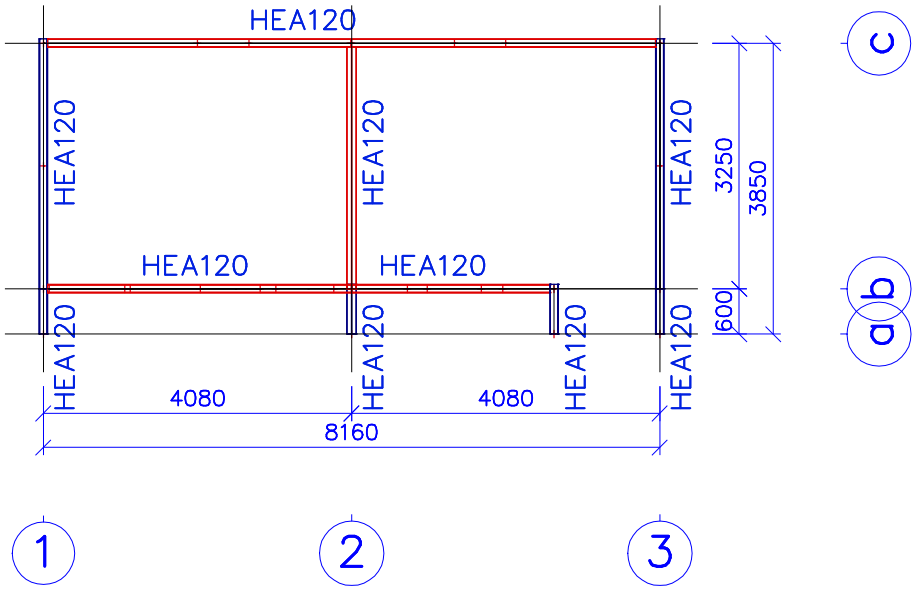

Section – 1

1

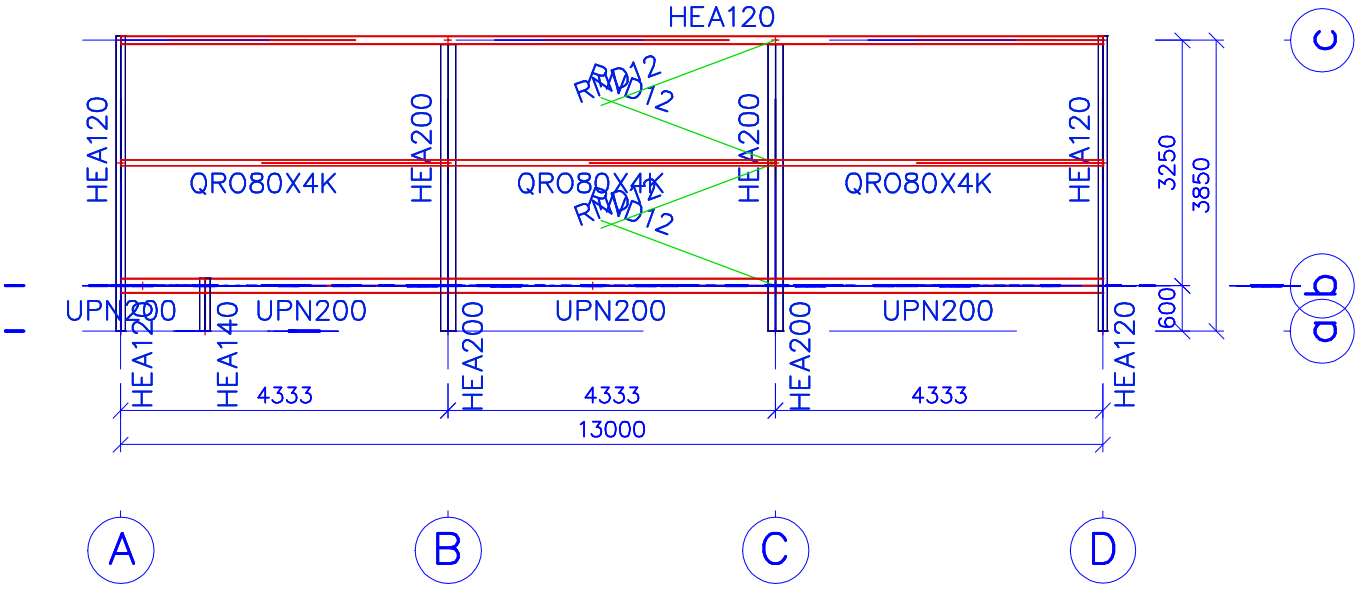

Section – 2

2

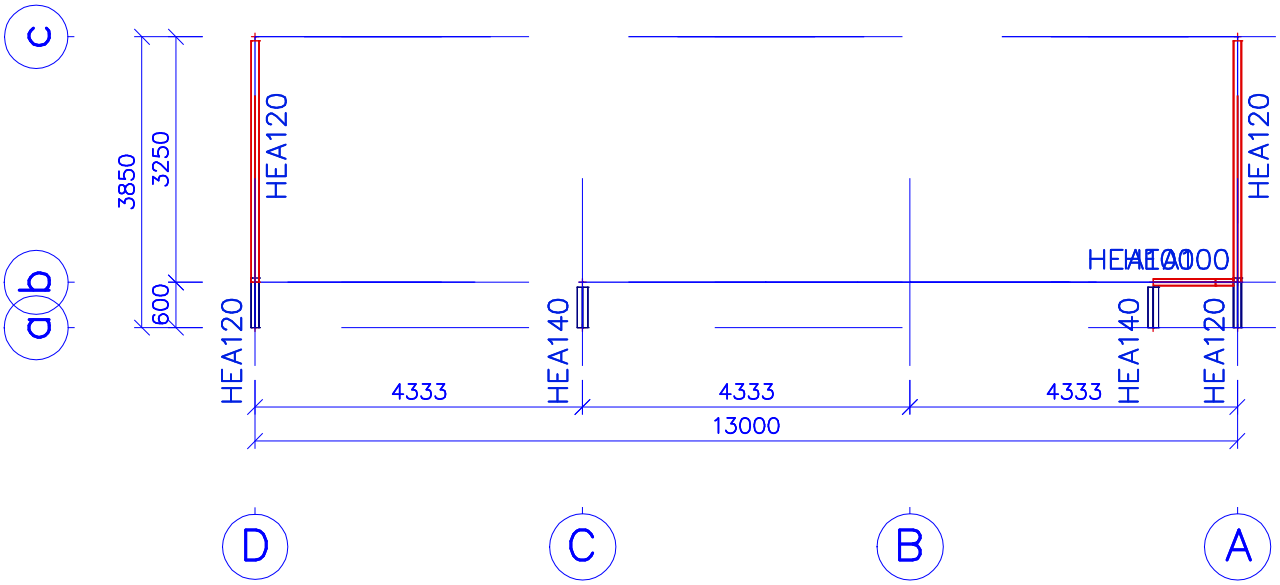

Section – 3

3

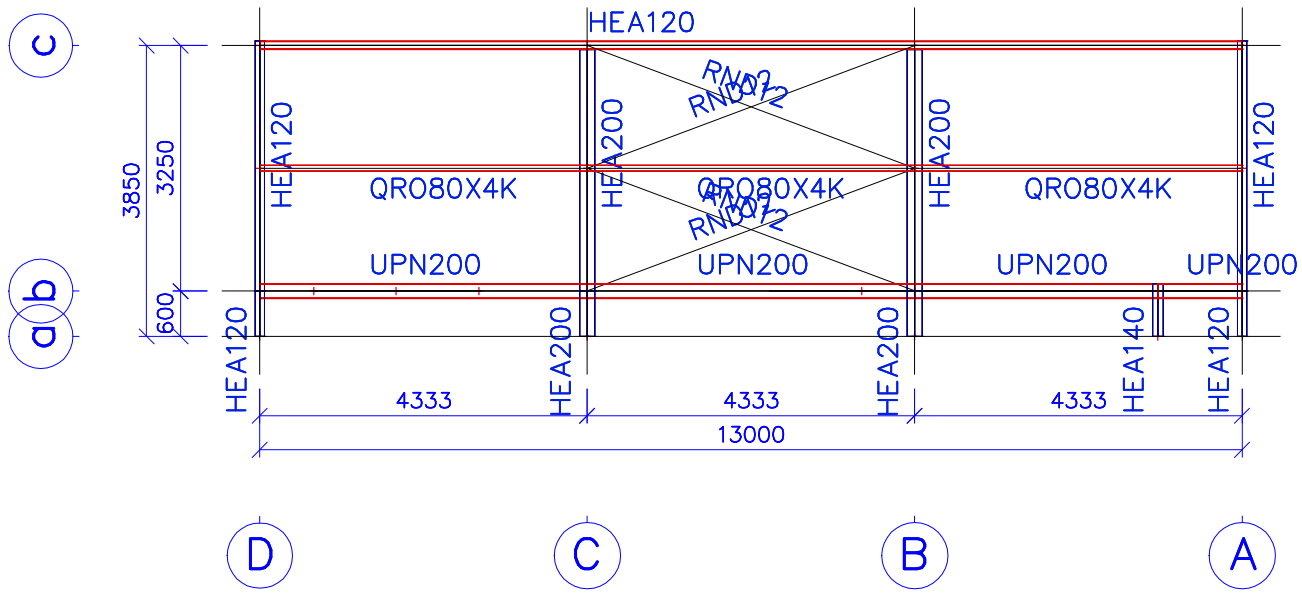
HEA120
RN072
RN072
HEA120
HEA200
HEA200
HEA120
QRO80X4K
QRO80X4K
QRO80X4K
RN072
RN072
UPN200
UPN200
UPN200
UPN200
HEA120
HEA200
HEA200
HEA140
HEA120
3850
3250
600
4333
4333
4333
13000
c
b
a
D
C
B
A

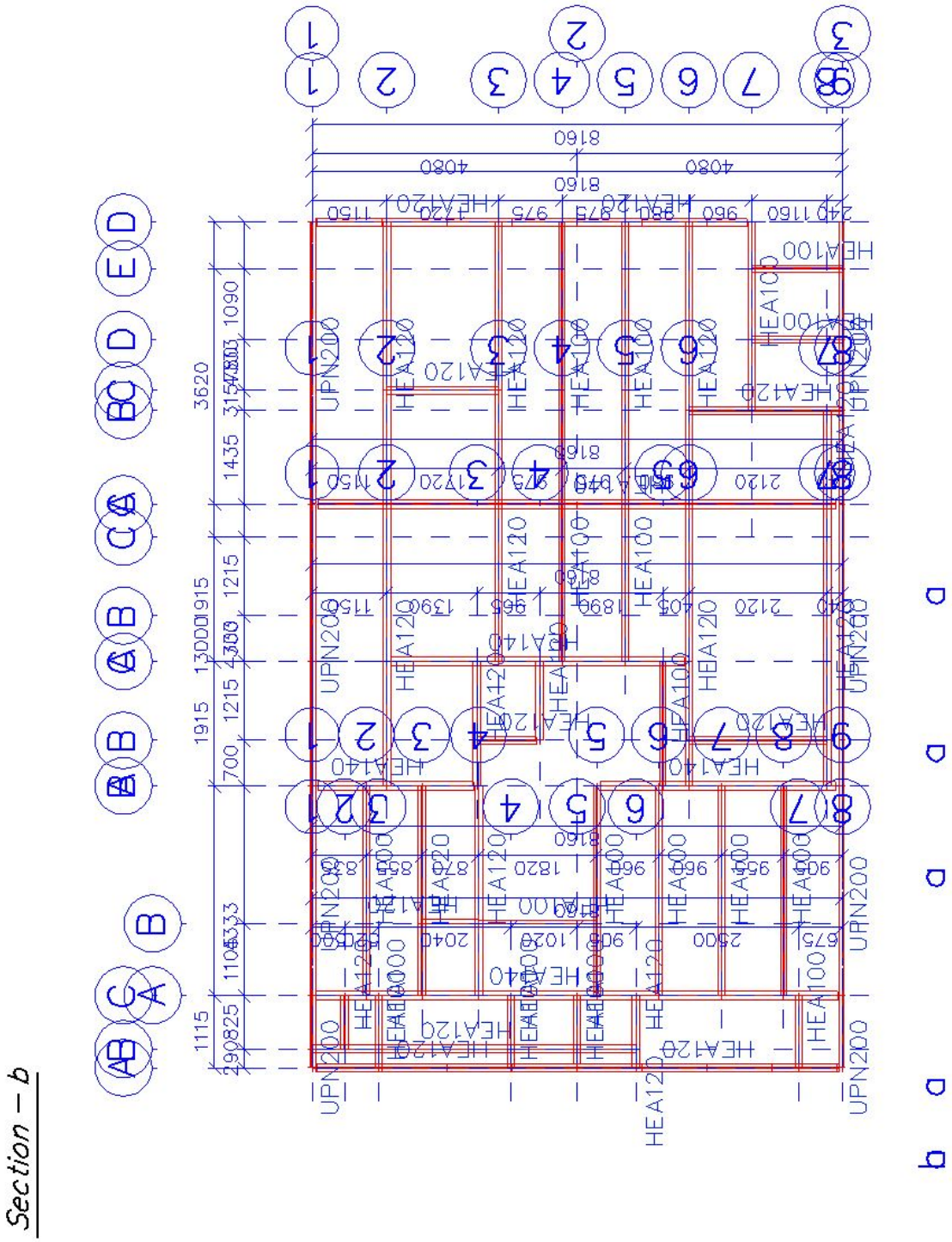
Section – b

Section – c

C

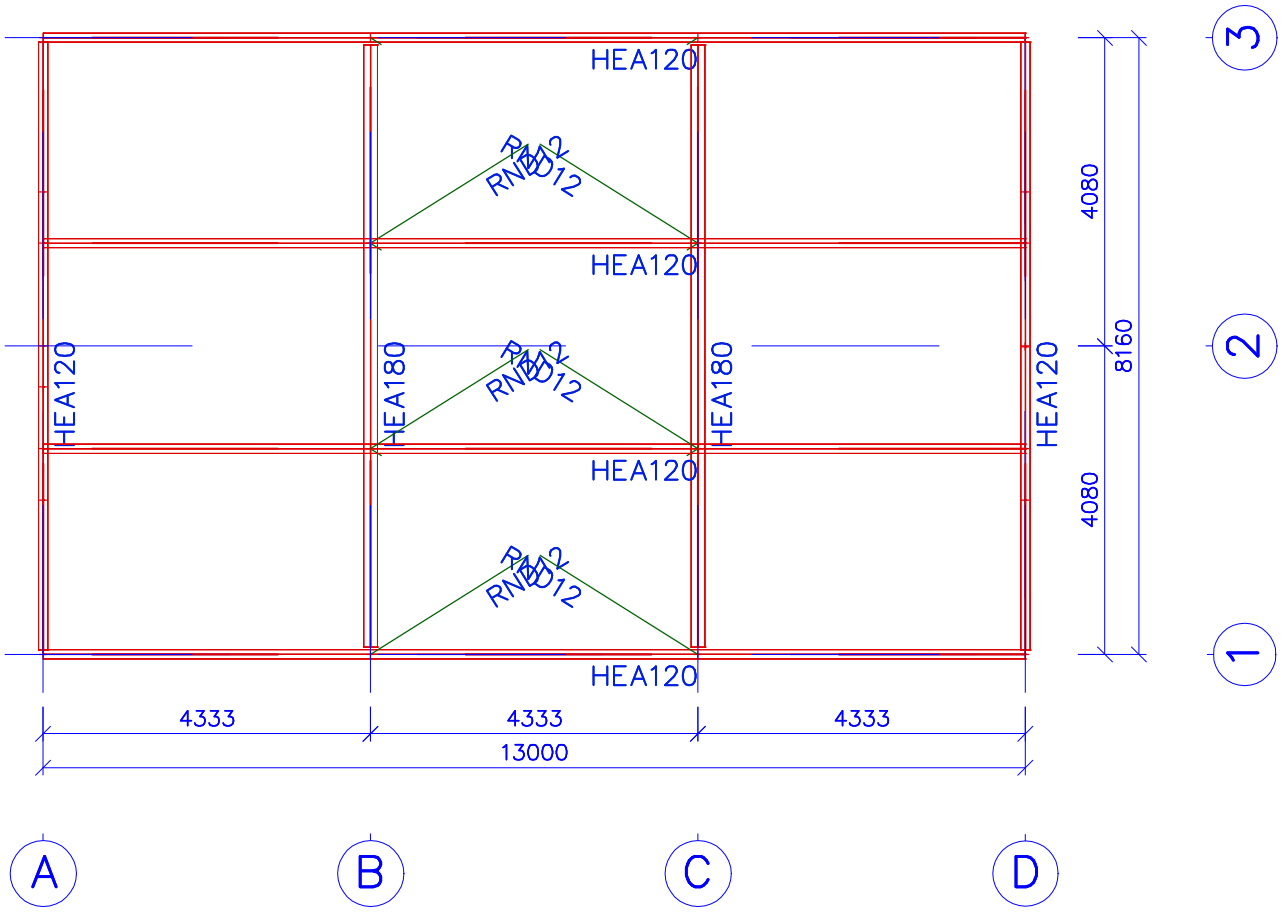

7. Obtežni primeri

7.1. Obtežni primeri - Lastna

Name	Description Spec	Action type Load type	Load group	Direction	Modification group
Lastna		Permanent Self weight	Lastna in stalna	-Z	None

7.1.1. Model za obtežbe

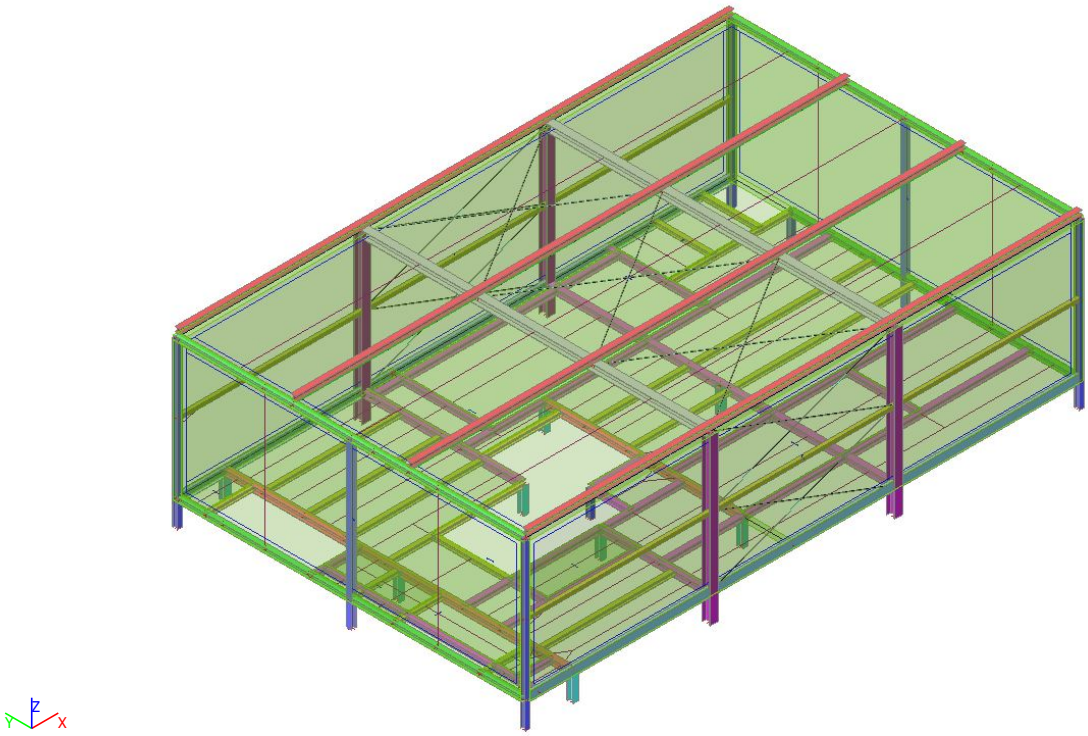

7.2. Obtežni primeri - Stalna

Name	Description	Action type	Load group	Modification group
	Spec	Load type		
Stalna		Permanent	Lastna in stalna	None
		Standard		

7.2.1. Model za obtežbe

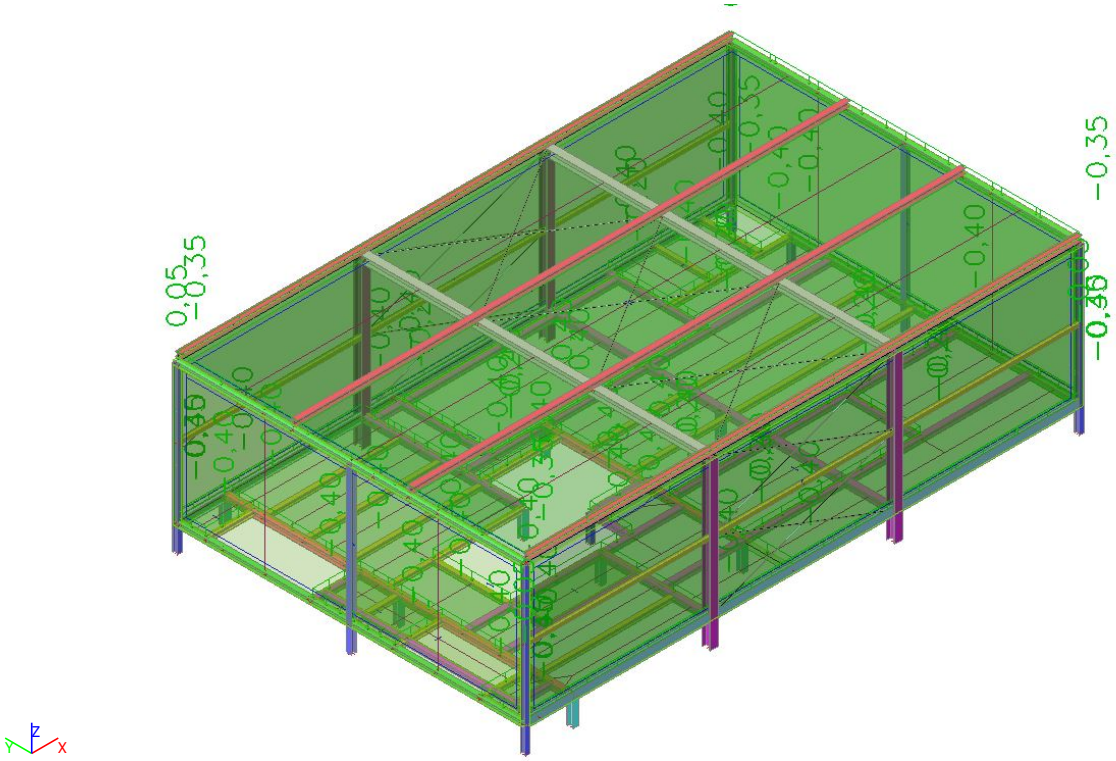

7.3. Obtežni primeri - Koristna

Name	Description	Action type	Load group	Duration	Master load case	Modification group
	Spec	Load type				
Koristna		Variable	Koristna	Medium	None	None
	Standard	Static				

7.3.1. Model za obtežbe

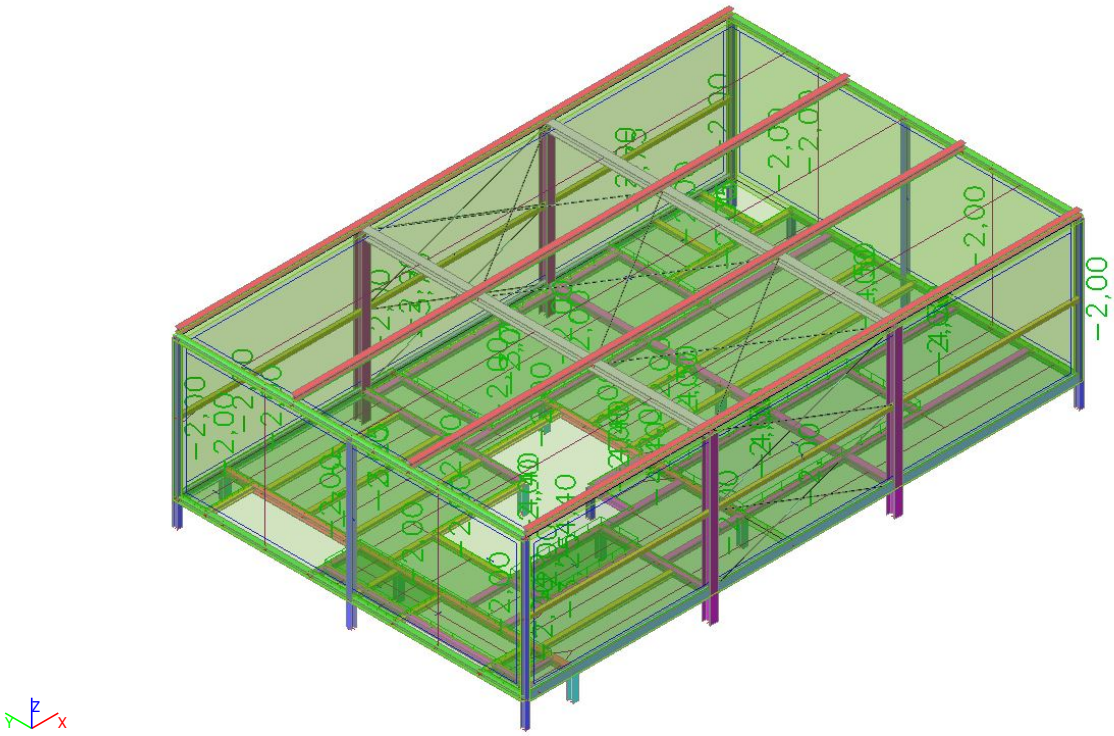

7.4. Obtežni primeri - Sneg

Name	Description	Action type	Load group	Master load case	Modification group
	Spec	Load type			
Sneg		Variable	Sneg	None	None
	Snow	Static			

7.4.1. Model za obtežbe

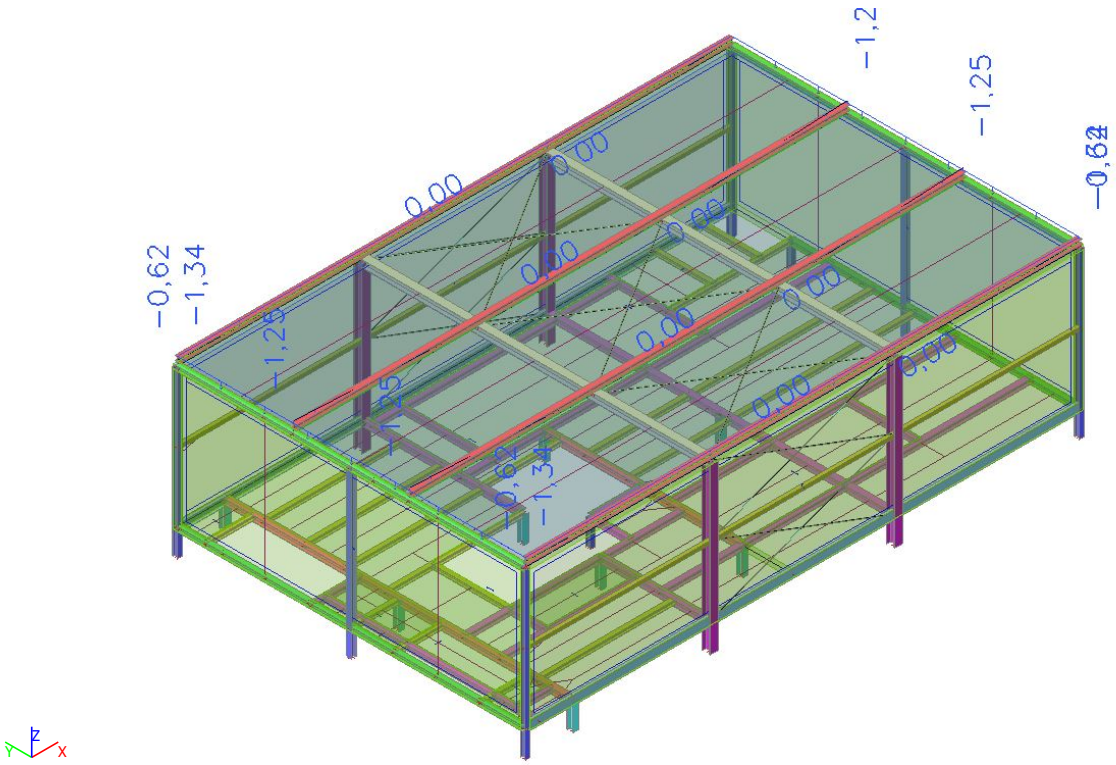

7.5. Obtežni primeri - Veter 1

Name	Description	Action type	Load group	Master load case	Modification group
	Spec	Load type			
Veter 1	+ CPE Static wind	Variable Static	Veter	None	None

7.5.1. Model za obtežbe

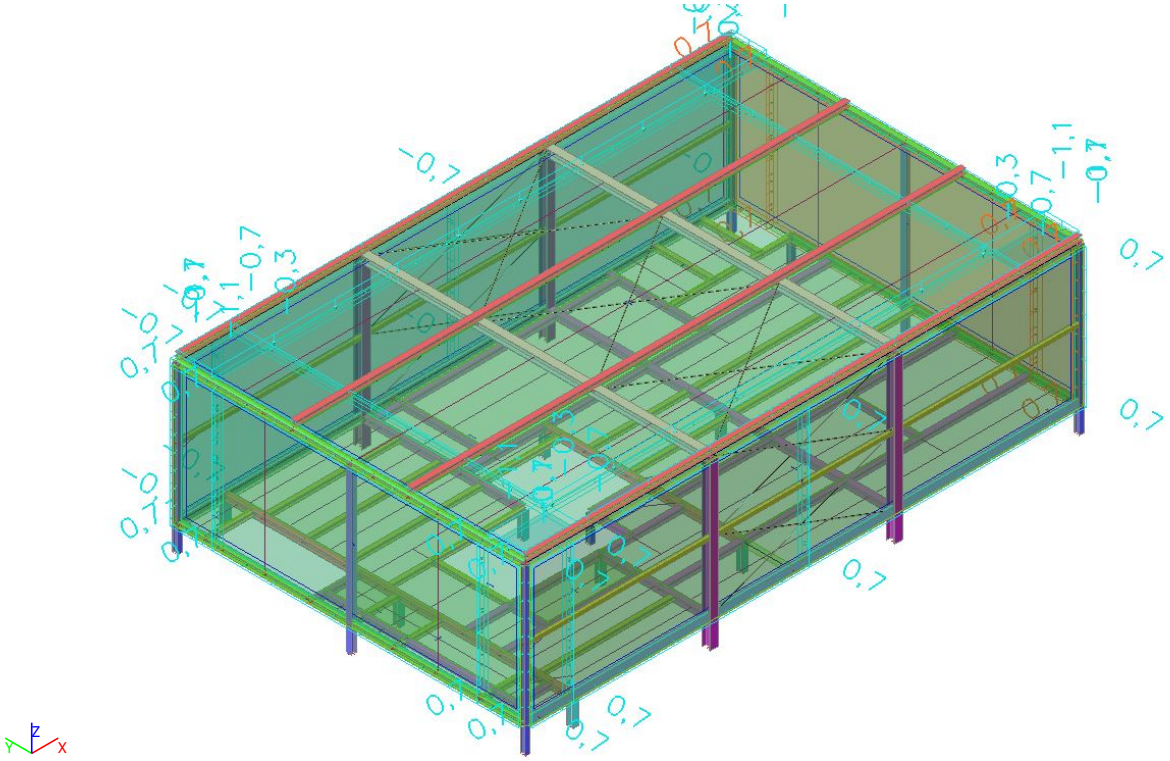

7.6. Obtežni primeri - Veter 1 Vzgon

Name	Description	Action type	Load group	Master load case	Modification group
	Spec	Load type			
Veter 1 Vzgon	- CPE Static wind	Variable Static	Veter	None	None

7.6.1. Model za obtežbe

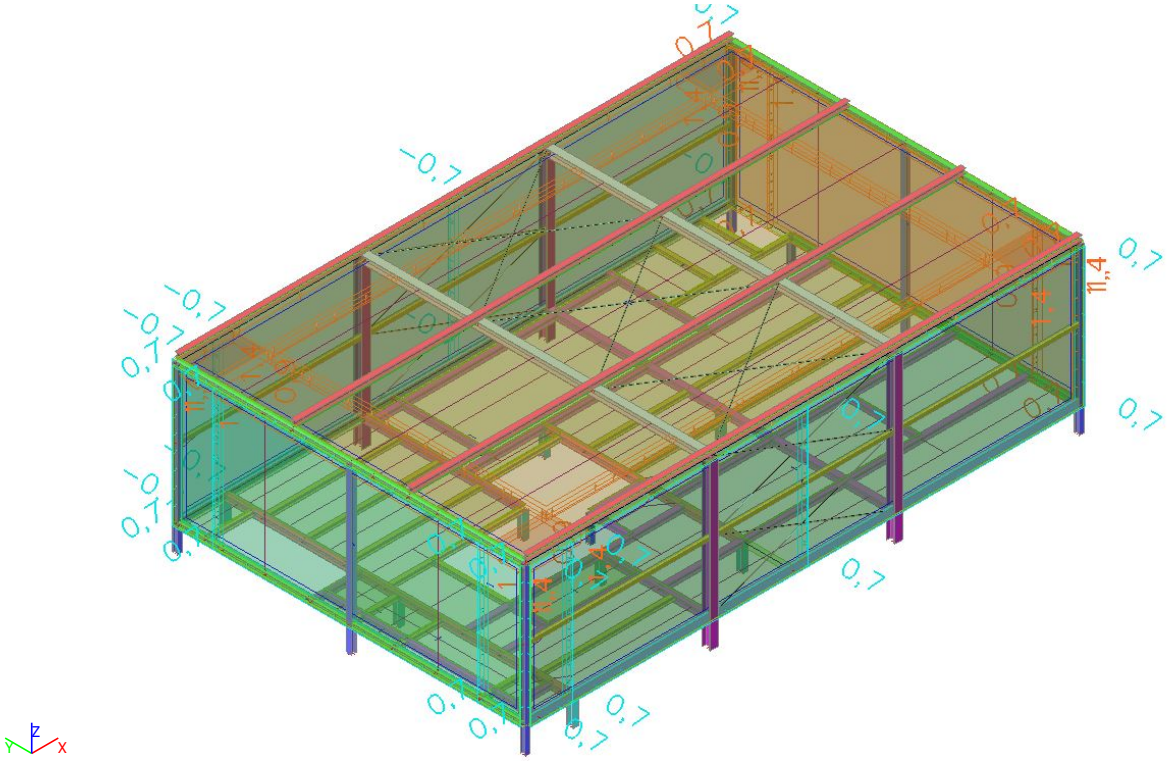

7.7. Obtežni primeri - Veter 2

Name	Description	Action type	Load group	Master load case	Modification group
	Spec	Load type			
Veter 2	+ CPE Static wind	Variable Static	Veter	None	None

7.7.1. Model za obtežbe

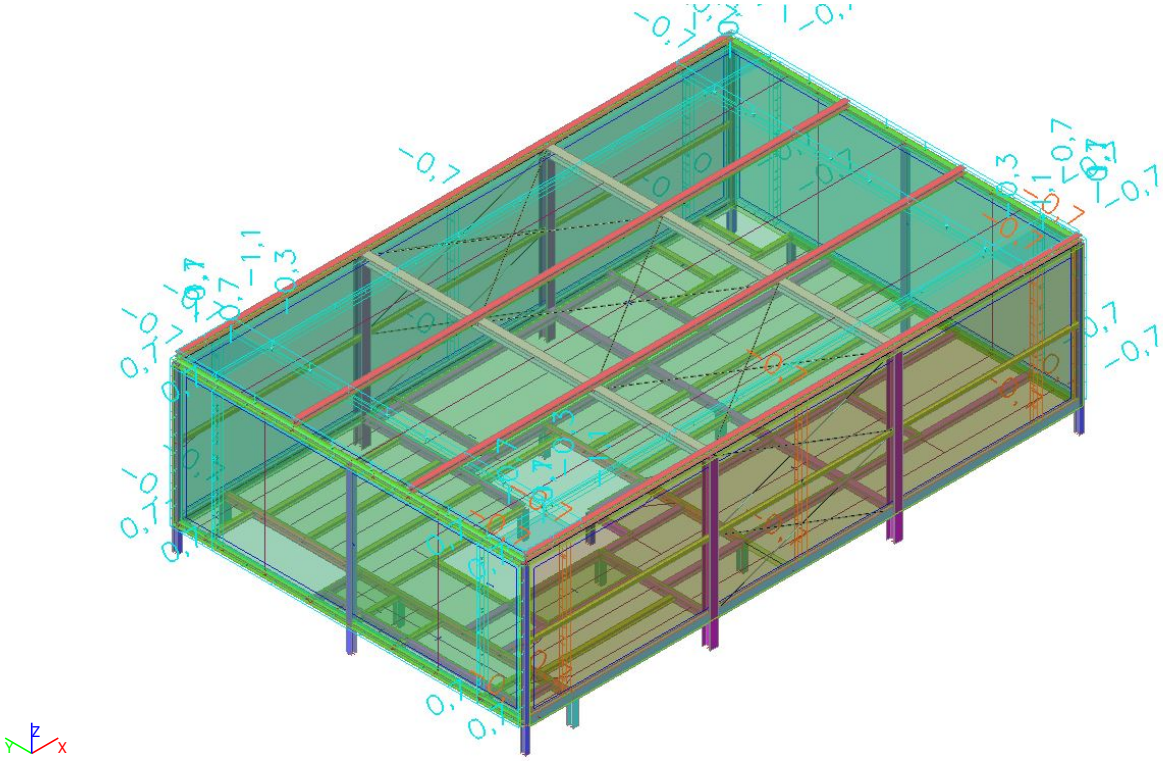

7.8. Obtežni primeri - Veter 2 Vzgon

Name	Description	Action type	Load group	Master load case	Modification group
	Spec	Load type			
Veter 2 Vzgon	- CPE Static wind	Variable Static	Veter	None	None

7.8.1. Model za obtežbe

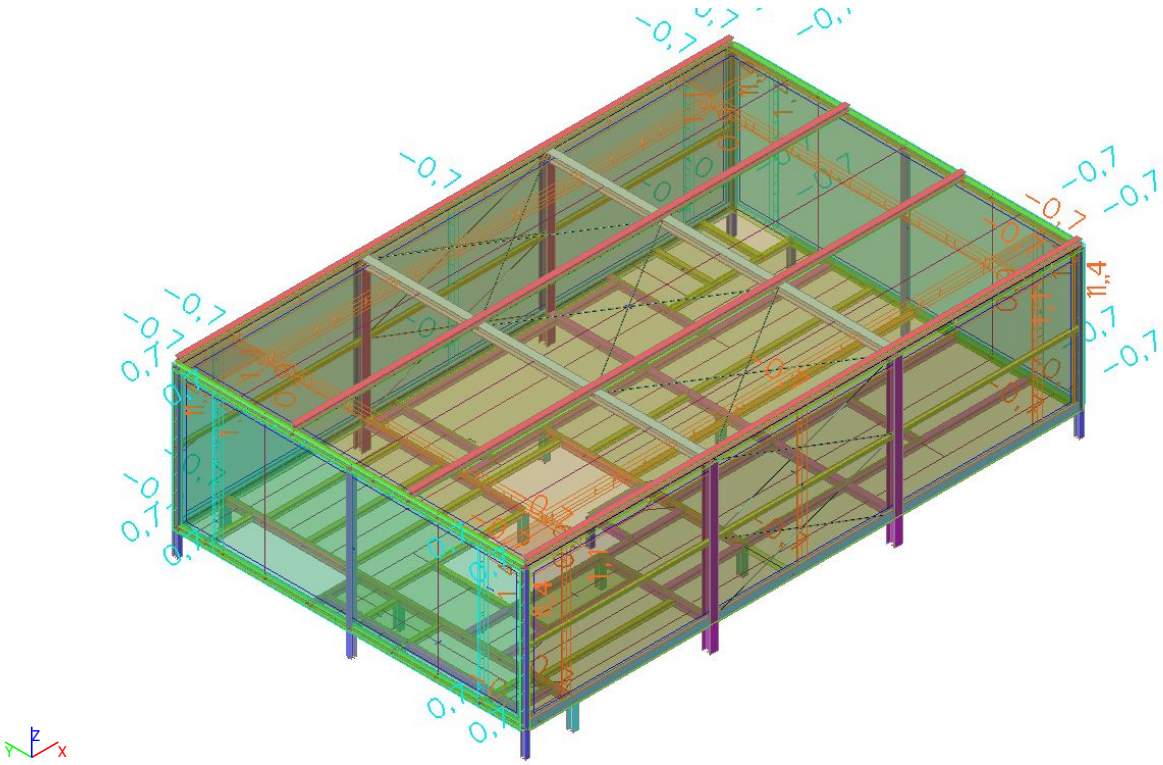

7.9. Obtežni primeri - Veter 3

Name	Description	Action type	Load group	Master load case	Modification group
	Spec	Load type			
Veter 3	+ CPE	Variable	Veter	None	None
	Static wind	Static			

7.9.1. Model za obtežbe

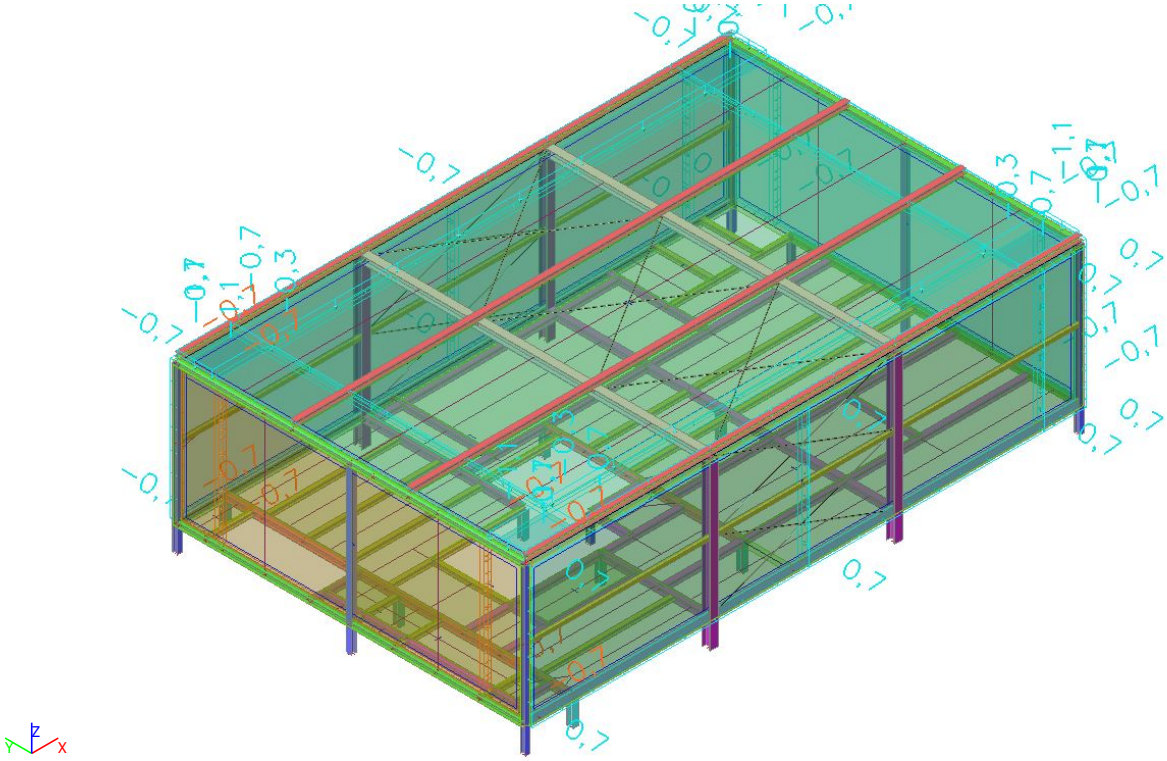

7.10. Obtežni primeri - Veter 3 vzgon

Name	Description	Action type	Load group	Master load case	Modification group
	Spec	Load type			
Veter 3 vzgon	- CPE Static wind	Variable Static	Veter	None	None

7.10.1. Model za obtežbe

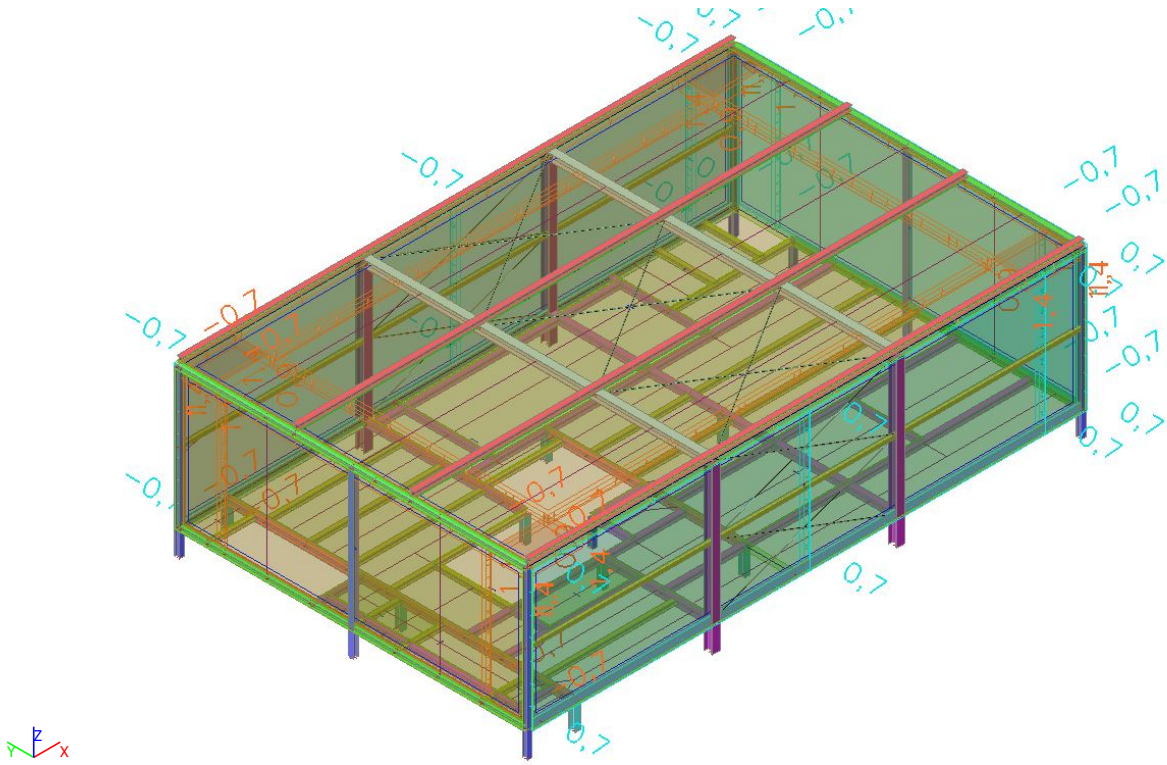

8. NSK in Pomiki po obtežnih primerih

8.1. NSK in Pomiki po obtežnih primerih - Lastna

Name	Description Spec	Action type Load type	Load group	Direction	Modification group
Lastna		Permanent	Lastna in stalna	-Z	None
		Self weight			

8.1.1. 1D internal forces

Linear calculation
Load case: Lastna
Coordinate system: Principal
Extreme 1D: Global
Selection: All

Name	dx [m]	Case	N [kN]	V_y [kN]	V_z [kN]	M_x [kNm]	M_y [kNm]	M_z [kNm]
B68	0,600	Lastna	**-8,33**	-0,02	0,48	0,00	0,00	0,00
B78	0,000	Lastna	**1,84**	0,00	1,48	0,00	-0,95	0,00
B40	4,333	Lastna	0,00	**-0,20**	0,00	0,00	0,00	0,00
B40	0,000	Lastna	0,00	**0,20**	0,00	0,00	0,00	0,00
B38	0,000	Lastna	-1,37	0,01	**2,37**	0,00	-3,16	-0,02
B102	0,000	Lastna	0,00	0,00	0,02	**-0,01**	0,00	0,00
B106	0,000	Lastna	0,00	0,00	0,02	**0,01**	0,00	0,00
B38	8,160	Lastna	-1,36	0,00	**-2,38**	0,00	**-3,19**	0,02
B2	3,250	Lastna	-3,32	-0,01	1,36	0,00	**3,19**	0,00
B95	0,000	Lastna	-2,10	0,02	0,00	0,00	0,00	**-0,07**
B40	2,167-	Lastna	0,00	0,00	0,00	0,00	0,00	**0,21**

Values: **N**
Linear calculation
Load case: Lastna
Coordinate system: Principal
Extreme 1D: Global
Selection: All

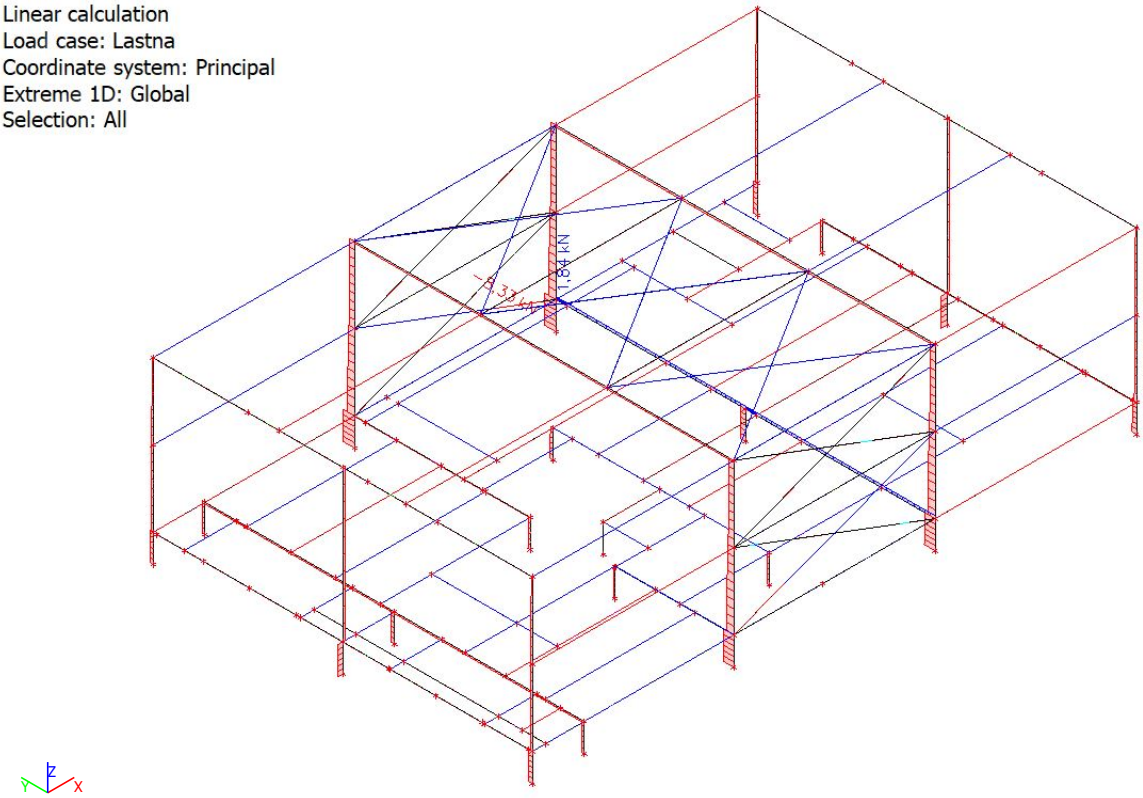

Values: $\mathbf{V_z}$
Linear calculation
Load case: Lastna
Coordinate system: Principal
Extreme 1D: Global
Selection: All

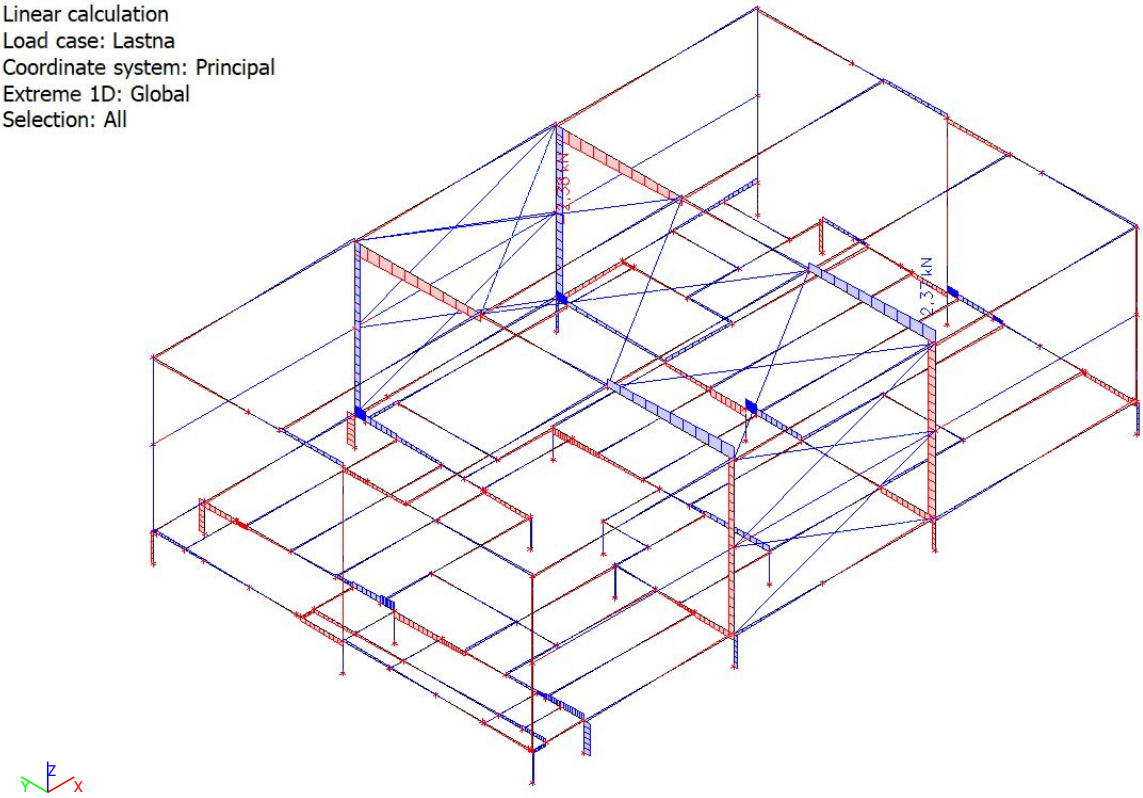

Values: M_y
Linear calculation
Load case: Lastna
Coordinate system: Principal
Extreme 1D: Global
Selection: All

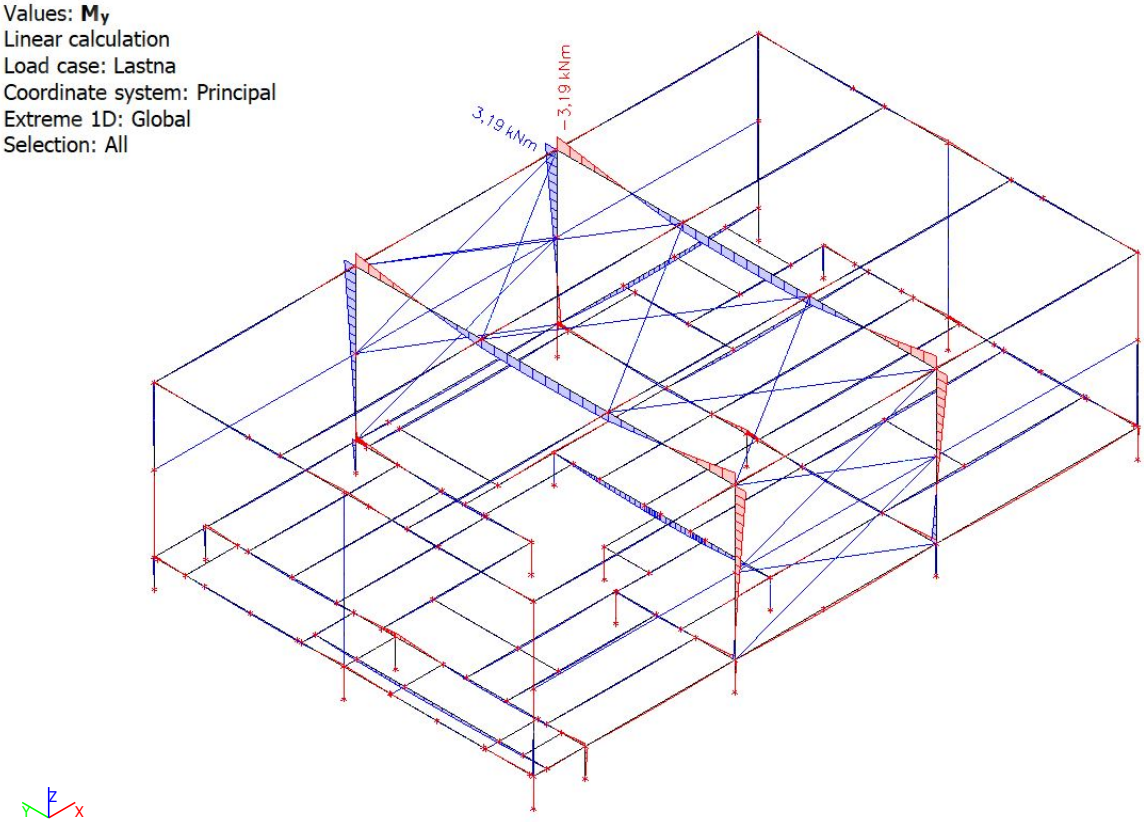

Values: u_x
Linear calculation
Load case: Lastna
Coordinate system: Global
Extreme 1D: Global
Selection: All

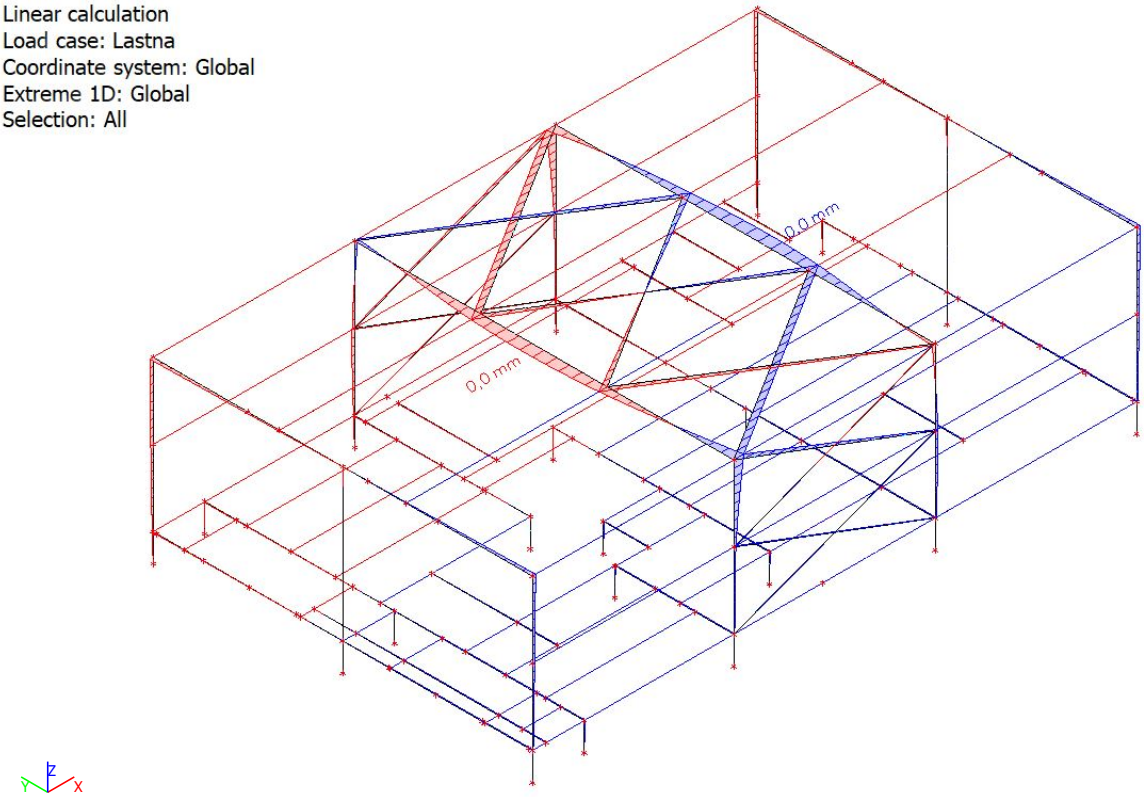

Values: u_y
Linear calculation
Load case: Lastna
Coordinate system: Global
Extreme 1D: Global
Selection: All

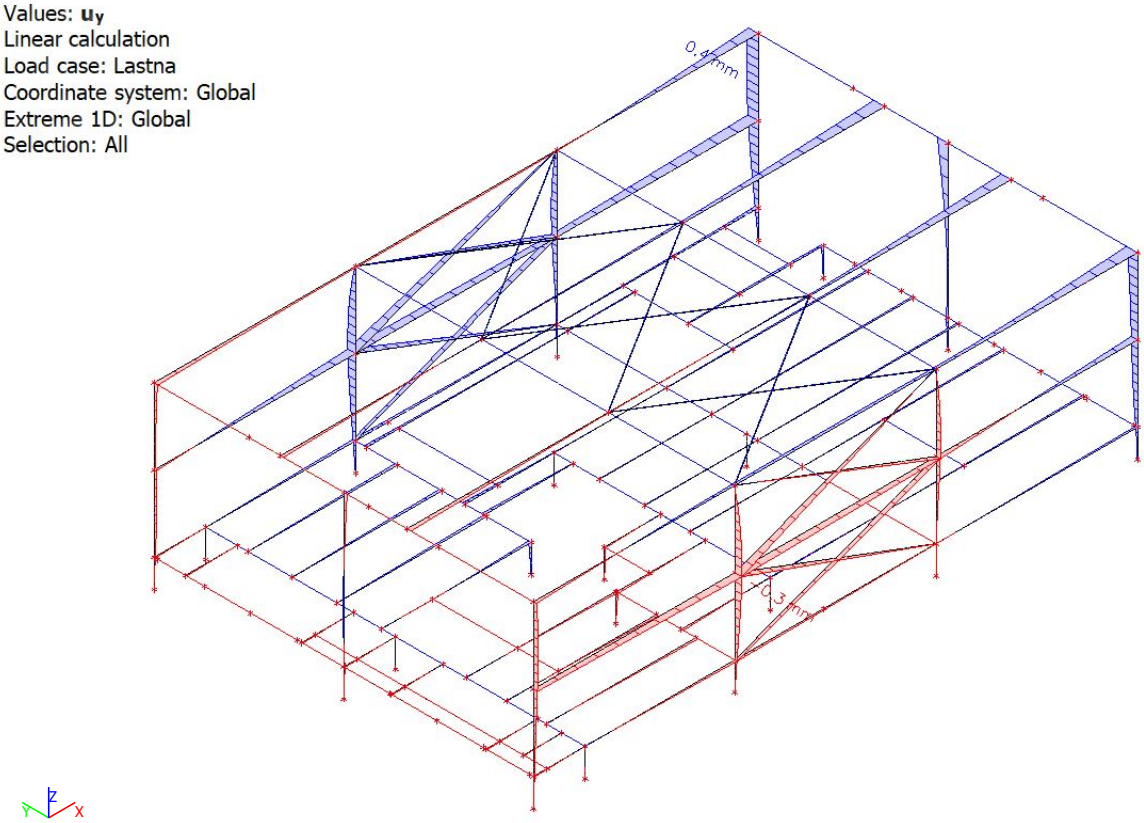

Values: u_z
Linear calculation
Load case: Lastna
Coordinate system: Global
Extreme 1D: Global
Selection: All

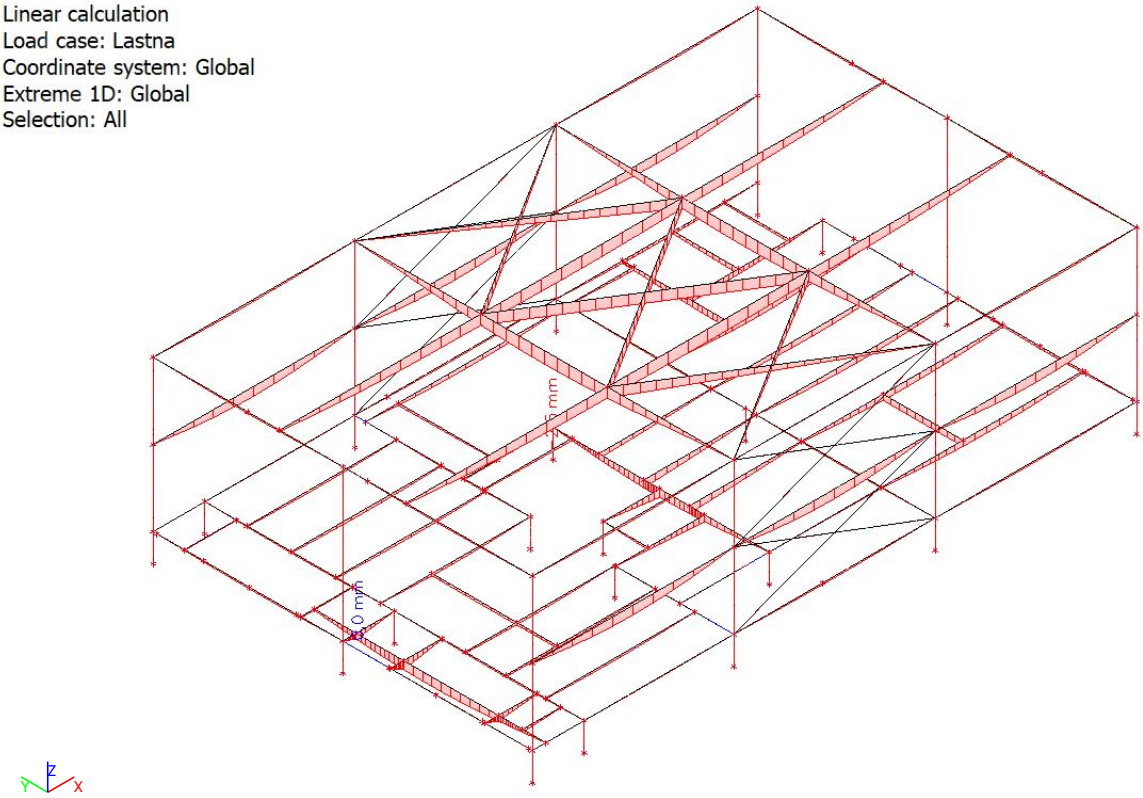

8.2. NSK in Pomiki po obtežnih primerih - Stalna

Name	Description	Action type	Load group	Modification group
	Spec	Load type		
Stalna		Permanent	Lastna in stalna	None
		Standard		

8.2.1. 1D internal forces

Linear calculation
Load case: Stalna
Coordinate system: Principal
Extreme 1D: Global
Selection: All

Name	dx [m]	Case	N [kN]	V_y [kN]	V_z [kN]	M_x [kNm]	M_y [kNm]	M_z [kNm]
B67	0,000	Stalna	**-14,38**	-0,06	-1,95	0,00	1,17	0,03
B78	0,000	Stalna	**4,90**	0,01	1,40	0,00	-1,17	0,00
B11	0,000	Stalna	-9,40	**-0,10**	-2,26	0,00	0,80	0,04
B2	0,000	Stalna	-9,47	**0,10**	2,86	0,00	-2,40	-0,05
B38	0,000	Stalna	-2,74	0,02	**4,48**	0,00	-7,02	-0,03
B21	8,667+	Stalna	0,00	0,00	2,73	**-0,11**	-2,01	0,01
B17	8,667+	Stalna	0,00	0,00	2,73	**0,11**	-2,01	0,01
B38	8,160	Stalna	-2,74	0,00	**-4,50**	0,00	**-7,11**	0,02
B2	3,250	Stalna	-9,37	-0,07	2,86	0,00	**6,90**	0,00
B3	1,625-	Stalna	-9,44	-0,09	2,27	0,00	2,94	**-0,12**
B96	0,000	Stalna	-7,32	-0,05	0,00	0,00	0,00	**0,16**

Values: **N**
Linear calculation
Load case: Stalna
Coordinate system: Principal
Extreme 1D: Global
Selection: All

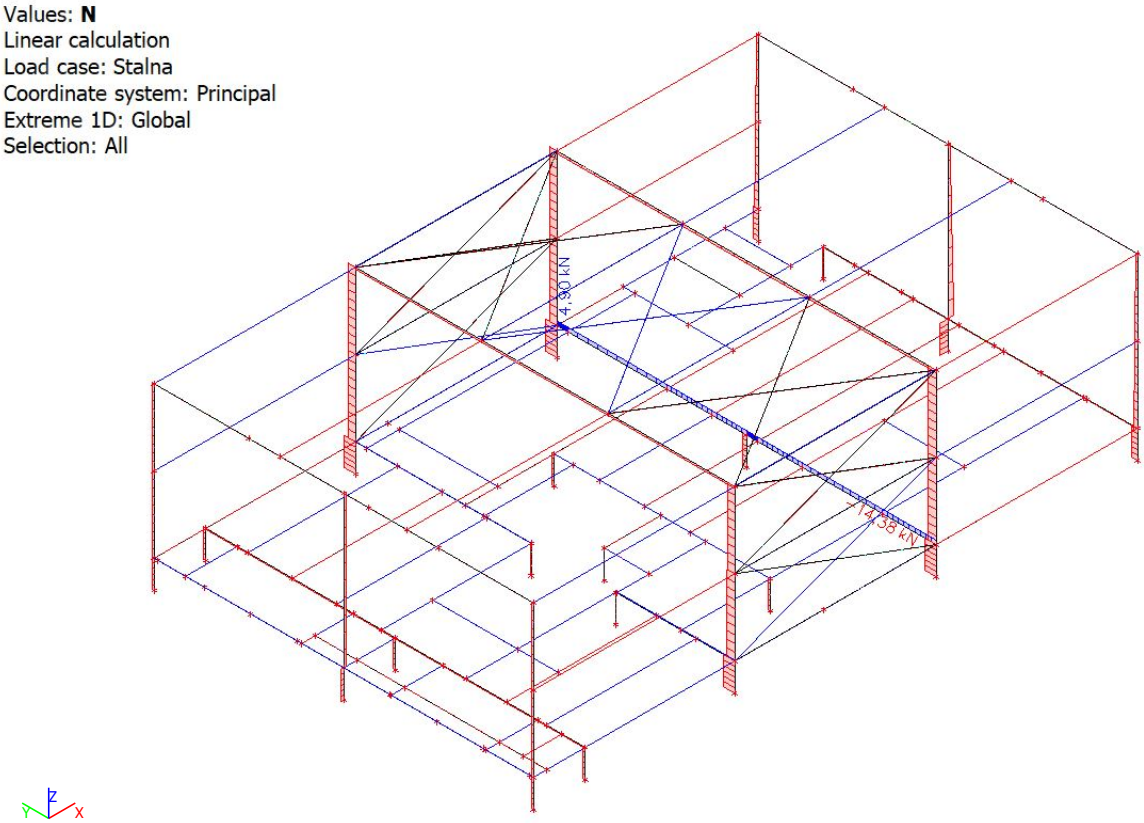

Values: V_z
Linear calculation
Load case: Stalna
Coordinate system: Principal
Extreme 1D: Global
Selection: All

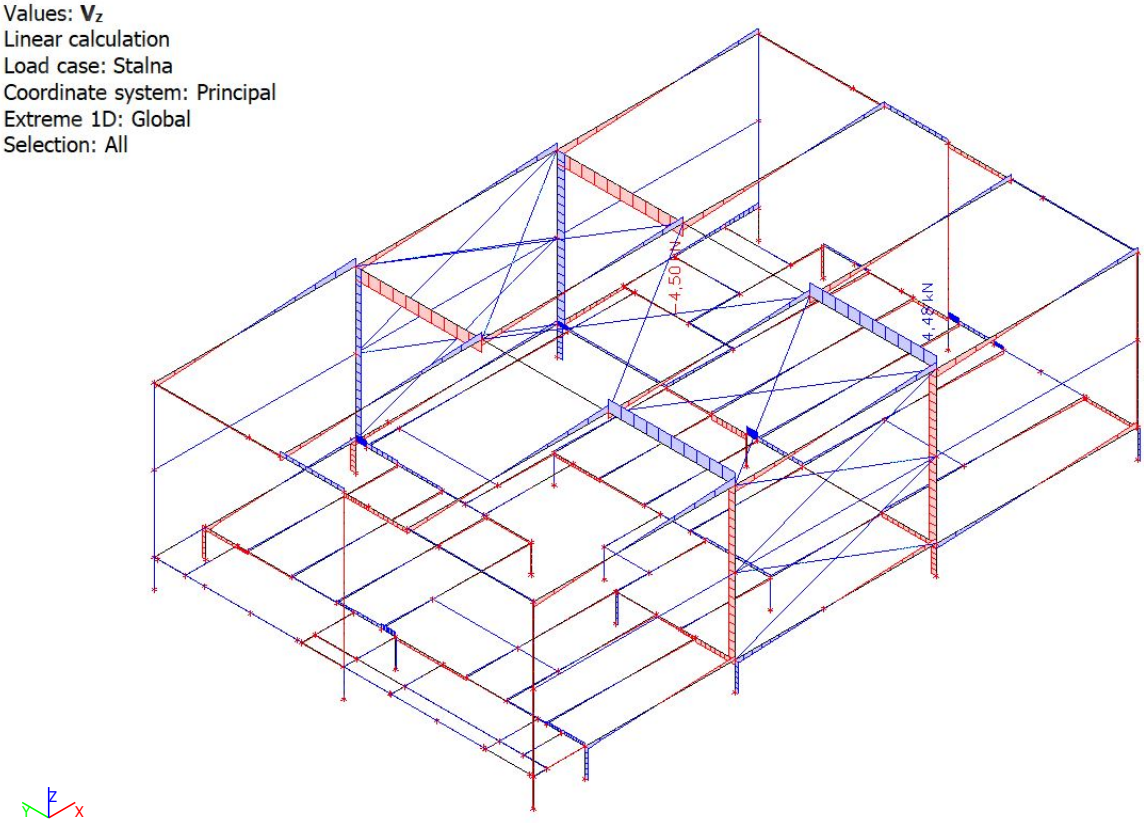

Values: M_y
Linear calculation
Load case: Stalna
Coordinate system: Principal
Extreme 1D: Global
Selection: All

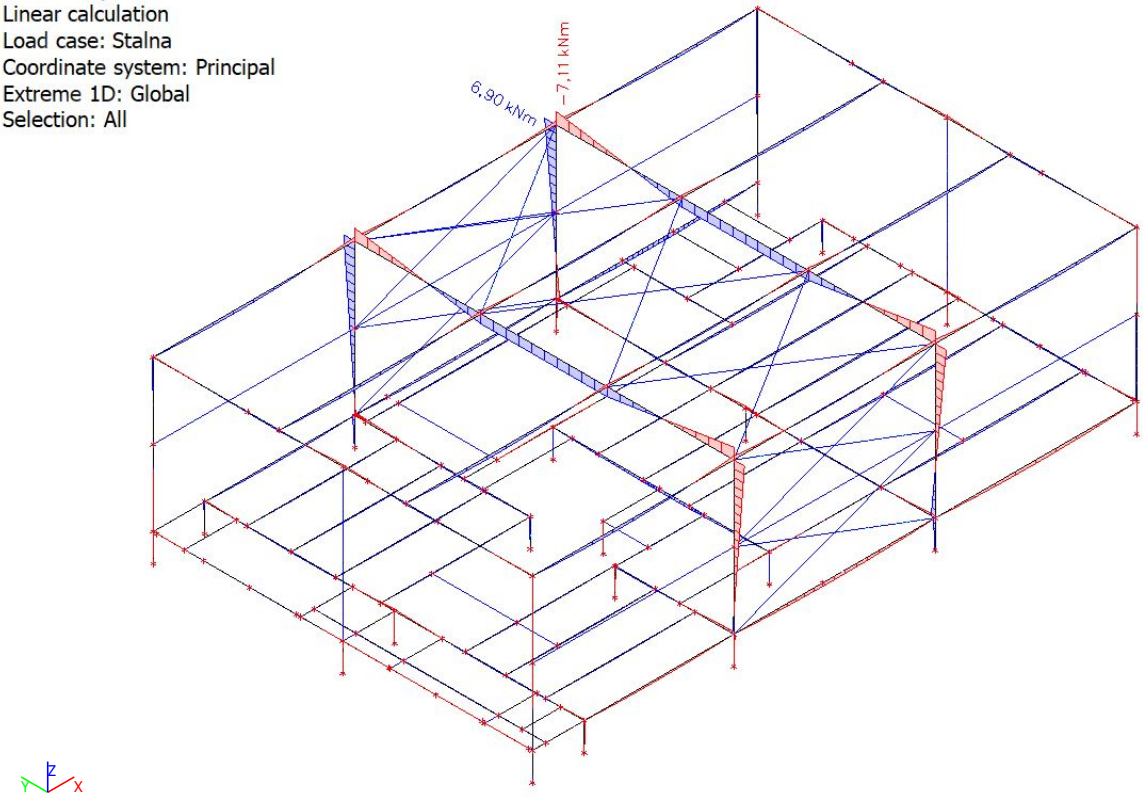

Values: u_x
Linear calculation
Load case: Stalna
Coordinate system: Global
Extreme 1D: Global
Selection: All

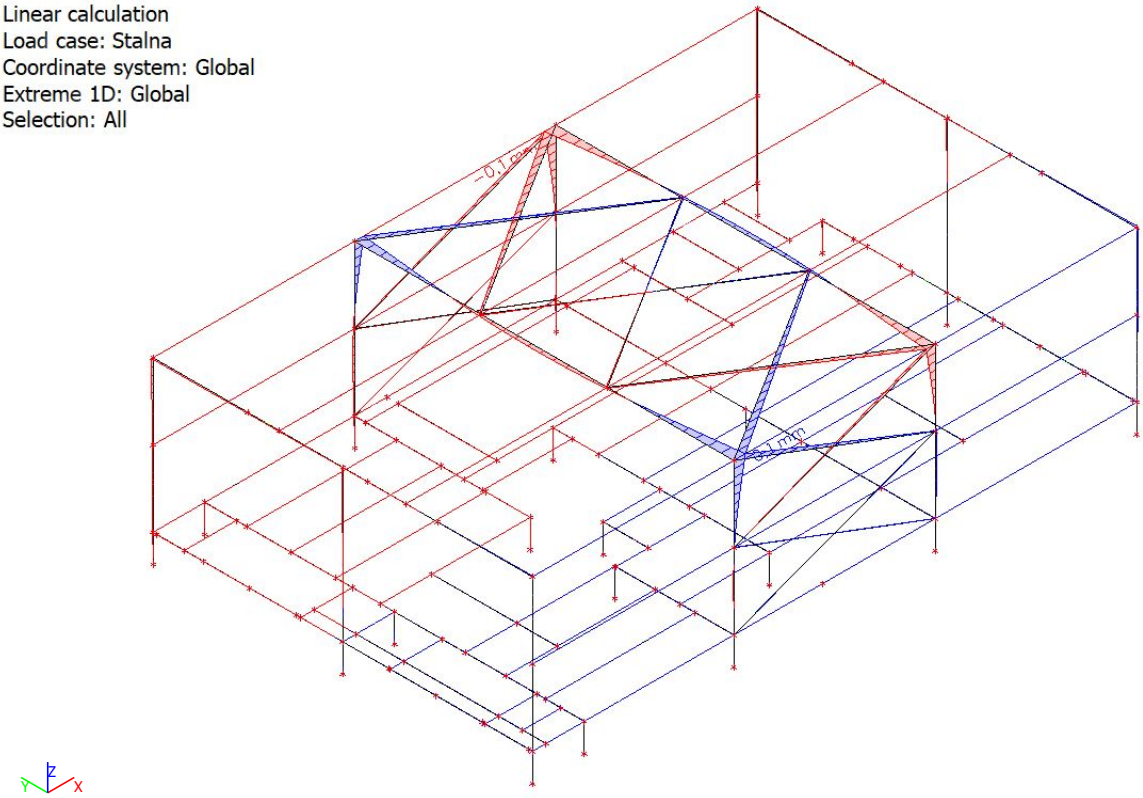

Values: u_y
Linear calculation
Load case: Stalna
Coordinate system: Global
Extreme 1D: Global
Selection: All

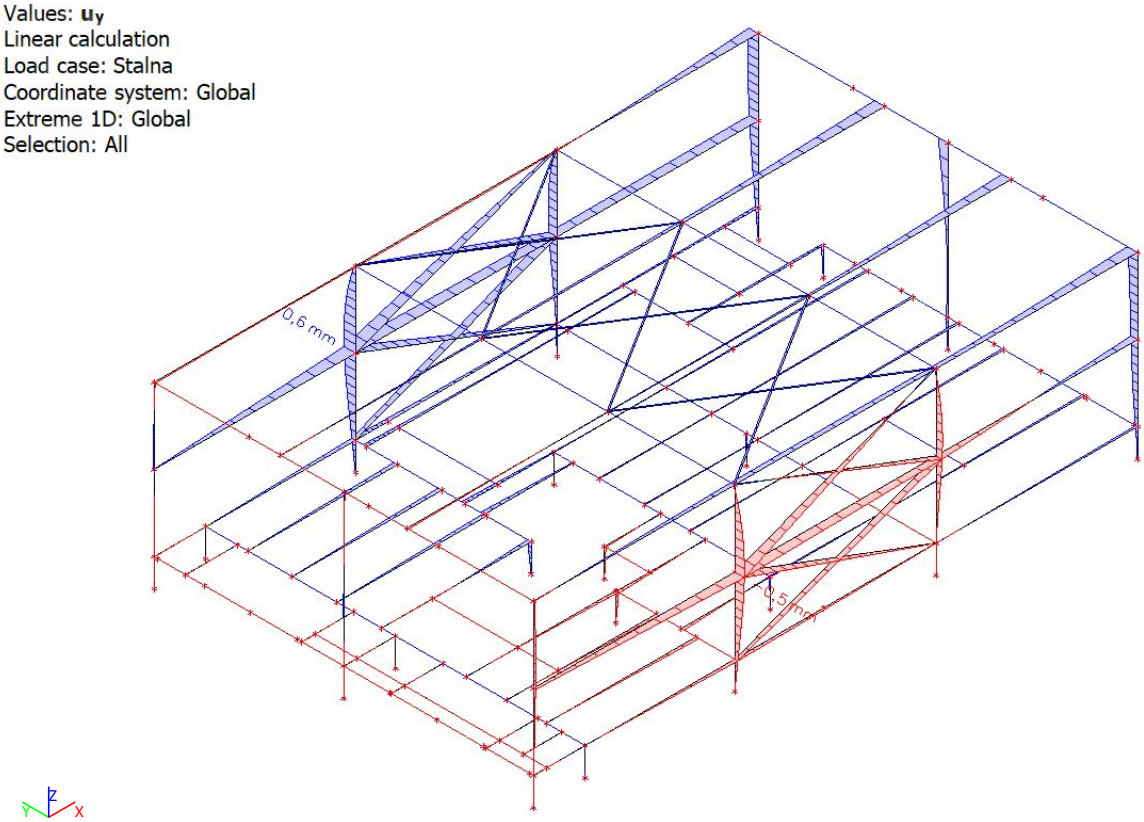

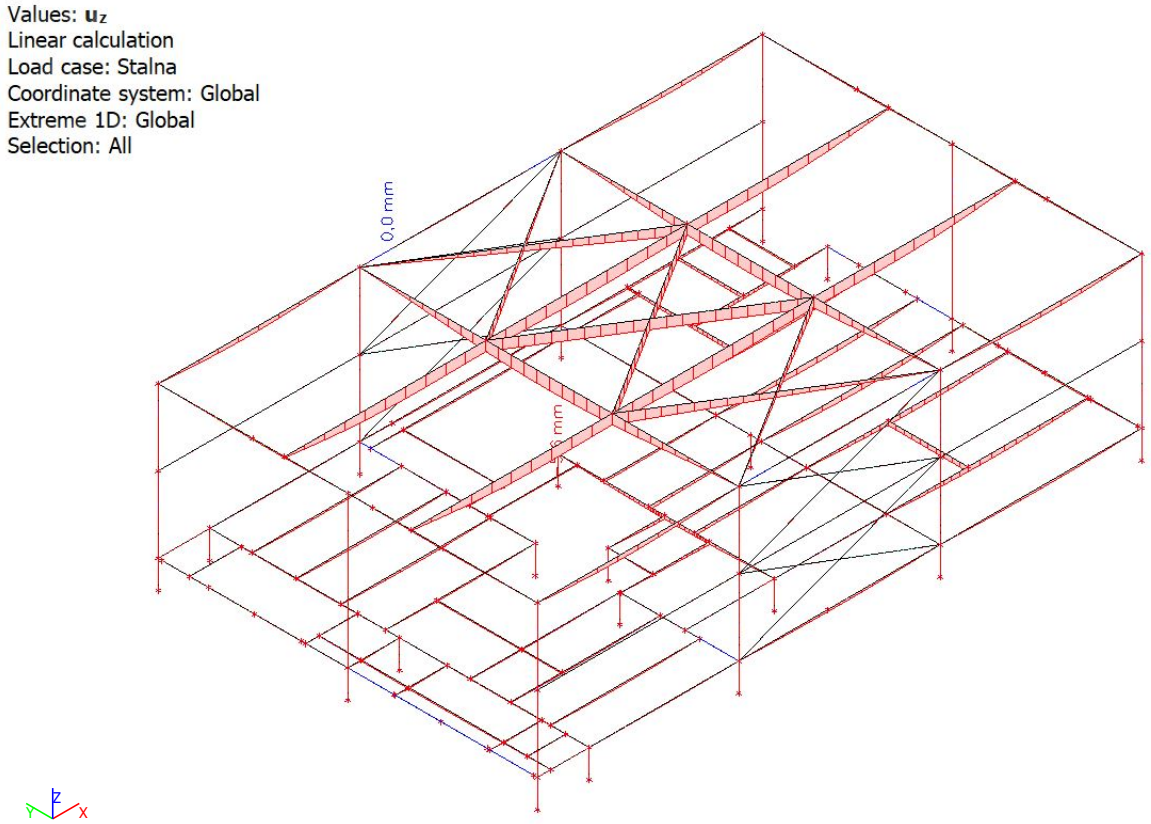

8.3. NSK in Pomiki po obtežnih primerih - Koristna

Name	Description	Action type	Load group	Duration	Master load case	Modification group
	Spec	Load type				
Koristna		Variable	Koristna	Medium	None	None
	Standard	Static				

8.3.1. 1D internal forces

Linear calculation
Load case: Koristna
Coordinate system: Principal
Extreme 1D: Global
Selection: All

Name	dx [m]	Case	N [kN]	V_y [kN]	V_z [kN]	M_x [kNm]	M_y [kNm]	M_z [kNm]
B73	0,000	Koristna	**-35,79**	0,00	-2,96	0,00	1,78	0,00
B11	0,000	Koristna	**0,24**	-0,05	-0,13	0,00	0,47	0,08
B96	0,000	Koristna	0,16	**-0,28**	0,00	0,00	0,01	**0,90**
B78	3,340+	Koristna	-8,70	-0,01	**-14,78**	0,00	-0,82	0,00
B102	0,000	Koristna	0,01	0,00	0,28	**-0,09**	0,00	0,00
B106	0,000	Koristna	0,00	0,00	0,09	**0,09**	0,00	0,00
B78	4,080+	Koristna	-11,66	-0,01	**21,01**	0,00	**-13,53**	0,00
B122	1,720-	Koristna	-0,01	0,01	5,01	0,00	**11,36**	0,00
B95	0,000	Koristna	0,01	**0,14**	0,00	0,00	0,01	**-0,45**

Values: **N**
Linear calculation
Load case: Koristna
Coordinate system: Principal
Extreme 1D: Global
Selection: All

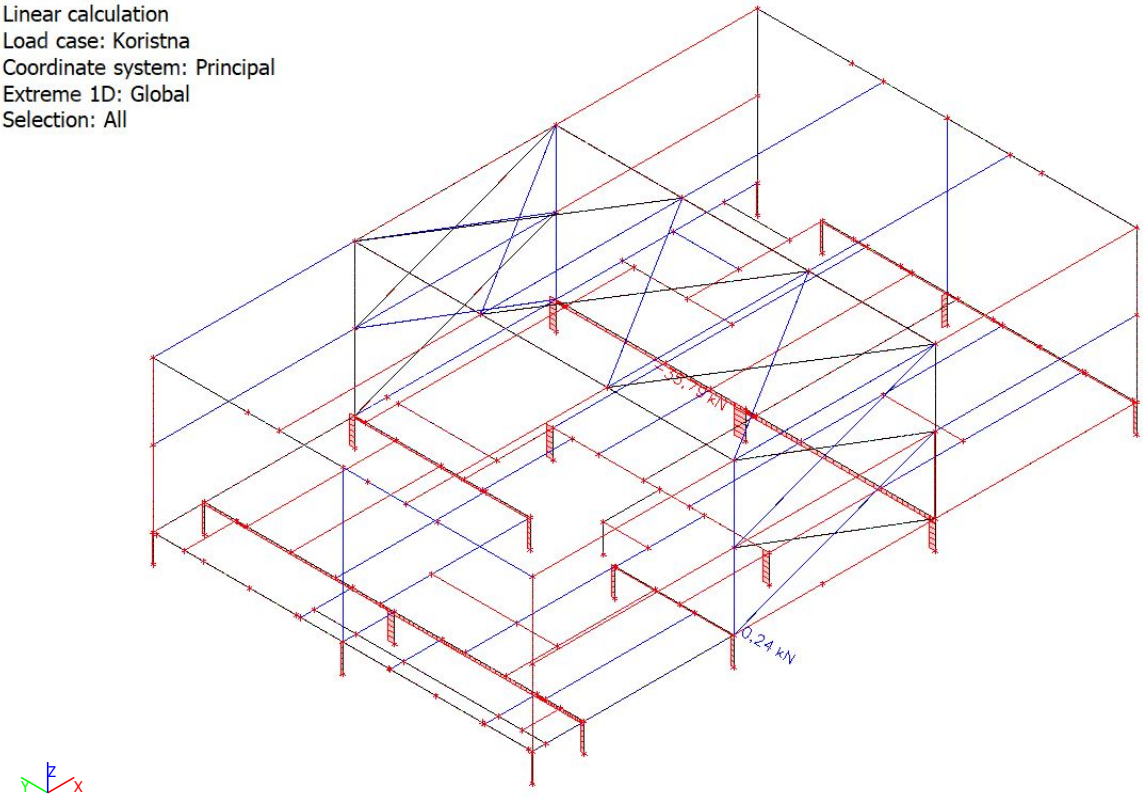

Values: $\mathbf{V_z}$
Linear calculation
Load case: Koristna
Coordinate system: Principal
Extreme 1D: Global
Selection: All

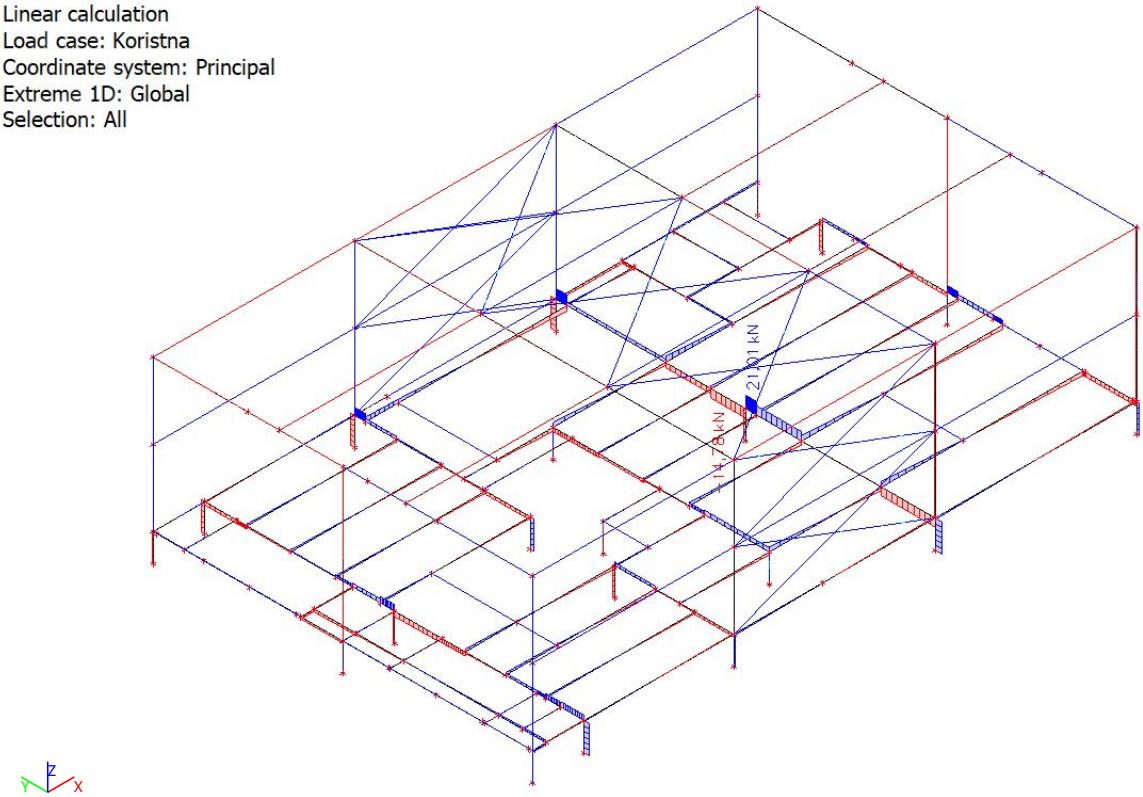

Values: $\mathbf{M_y}$
Linear calculation
Load case: Koristna
Coordinate system: Principal
Extreme 1D: Global
Selection: All

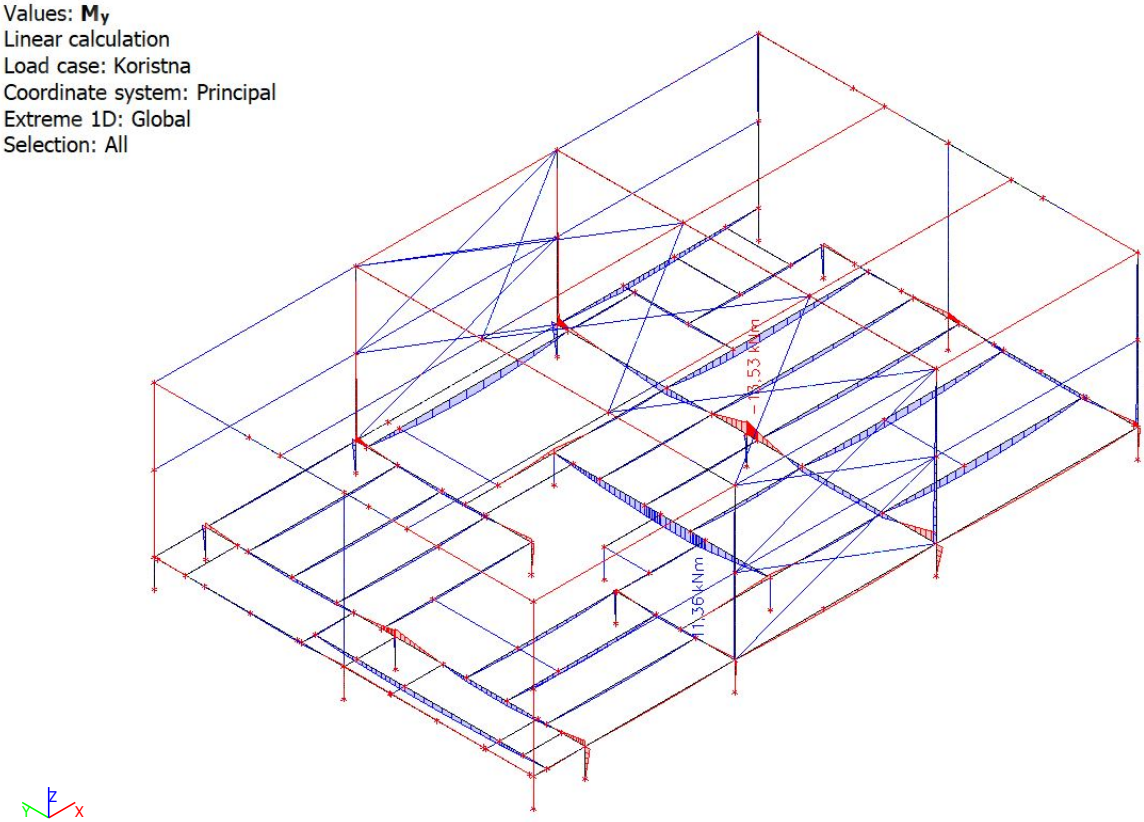

Values: $\mathbf{u_x}$
Linear calculation
Load case: Koristna
Coordinate system: Global
Extreme 1D: Global
Selection: All

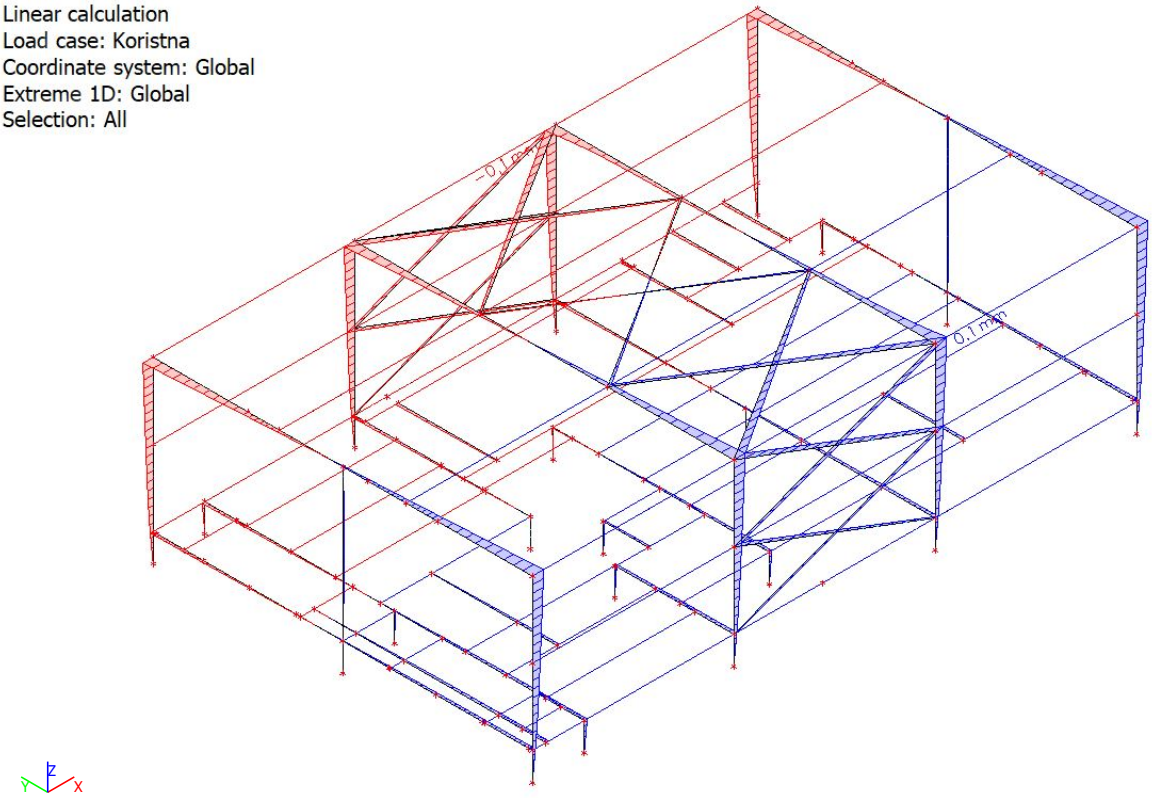

Values: u_y
Linear calculation
Load case: Koristna
Coordinate system: Global
Extreme 1D: Global
Selection: All

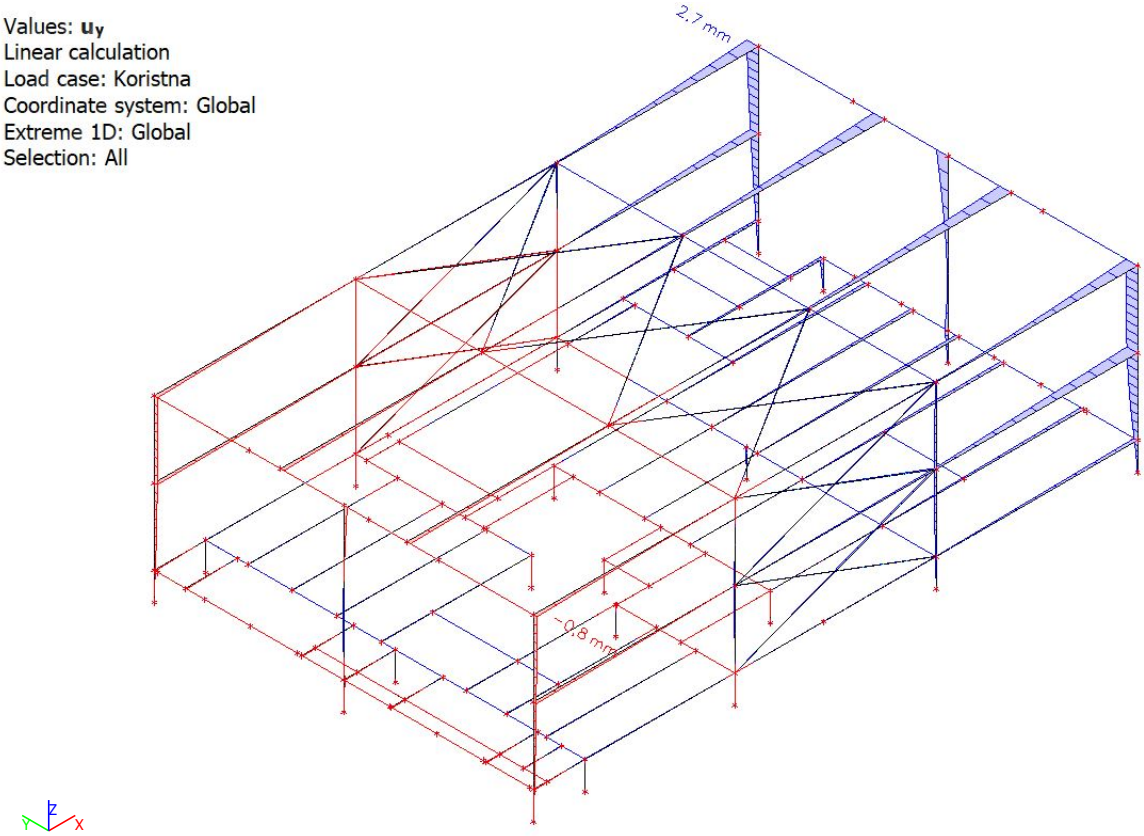

Values: u_z
Linear calculation
Load case: Koristna
Coordinate system: Global
Extreme 1D: Global
Selection: All

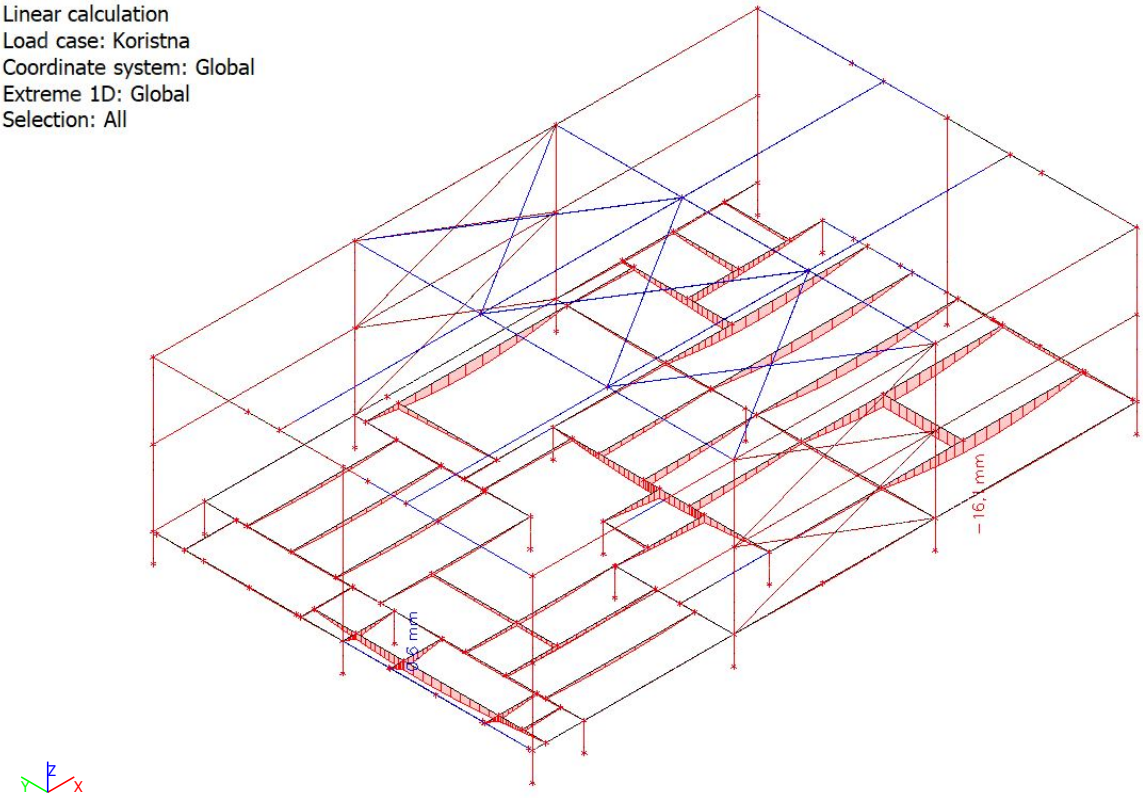

8.4. NSK in Pomiki po obtežnih primerih - Sneg

Name	Description	Action type	Load group	Master load case	Modification group
	Spec	Load type			
Sneg		Variable	Sneg	None	None
	Snow	Static			

8.4.1. 1D internal forces

Linear calculation
Load case: Sneg
Coordinate system: Principal
Extreme 1D: Global
Selection: All

Name	dx [m]	Case	N [kN]	V_y [kN]	V_z [kN]	M_x [kNm]	M_y [kNm]	M_z [kNm]
B65	0,000	Sneg	**-31,17**	0,14	2,83	0,00	-1,70	-0,08
B78	0,000	Sneg	**25,00**	0,03	0,50	0,00	-1,33	0,00
B10	0,000	Sneg	-27,82	**0,26**	-11,63	0,00	8,96	-0,12
B38	0,000	Sneg	-11,13	0,02	**18,49**	0,00	-28,80	-0,01
B40	0,000	Sneg	0,00	0,00	0,00	**-0,01**	0,00	0,00
B43	0,000	Sneg	0,00	0,00	0,00	**0,02**	0,00	0,00
B38	8,160	Sneg	-11,25	0,00	**-18,57**	0,00	**-29,14**	0,03
B2	3,250	Sneg	-27,67	-0,19	11,82	0,00	**29,14**	0,00
B3	1,625-	Sneg	-27,67	**-0,26**	9,31	0,00	12,90	**-0,31**
B2	1,625-	Sneg	-28,00	0,24	11,82	0,00	9,95	**0,31**

Values: **N**
Linear calculation
Load case: Sneg
Coordinate system: Principal
Extreme 1D: Global
Selection: All

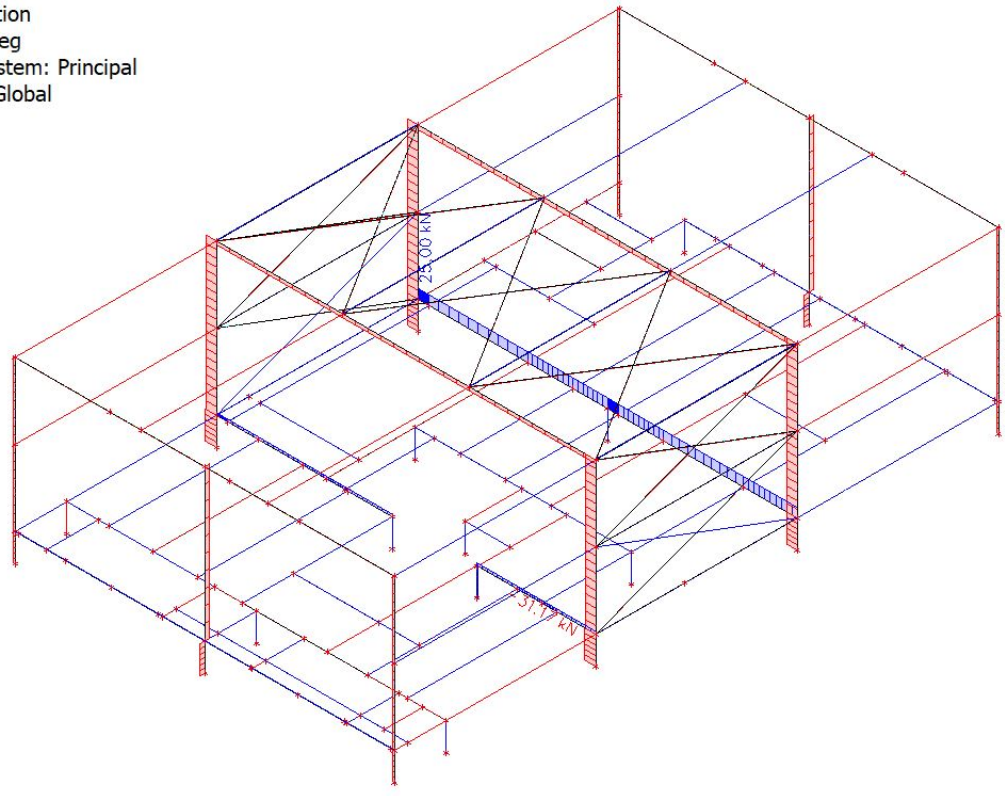

Values: $\mathbf{V_z}$
Linear calculation
Load case: Sneg
Coordinate system: Principal
Extreme 1D: Global
Selection: All

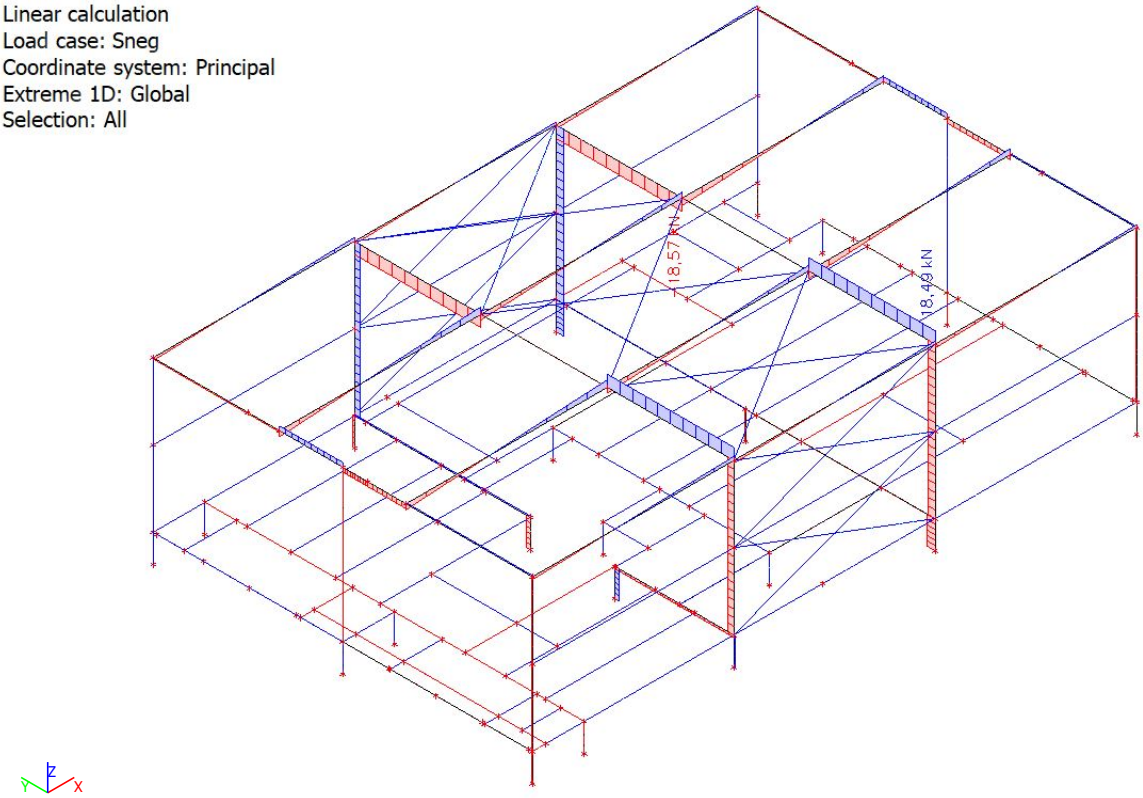

Values: $\mathbf{M_y}$
Linear calculation
Load case: Sneg
Coordinate system: Principal
Extreme 1D: Global
Selection: All

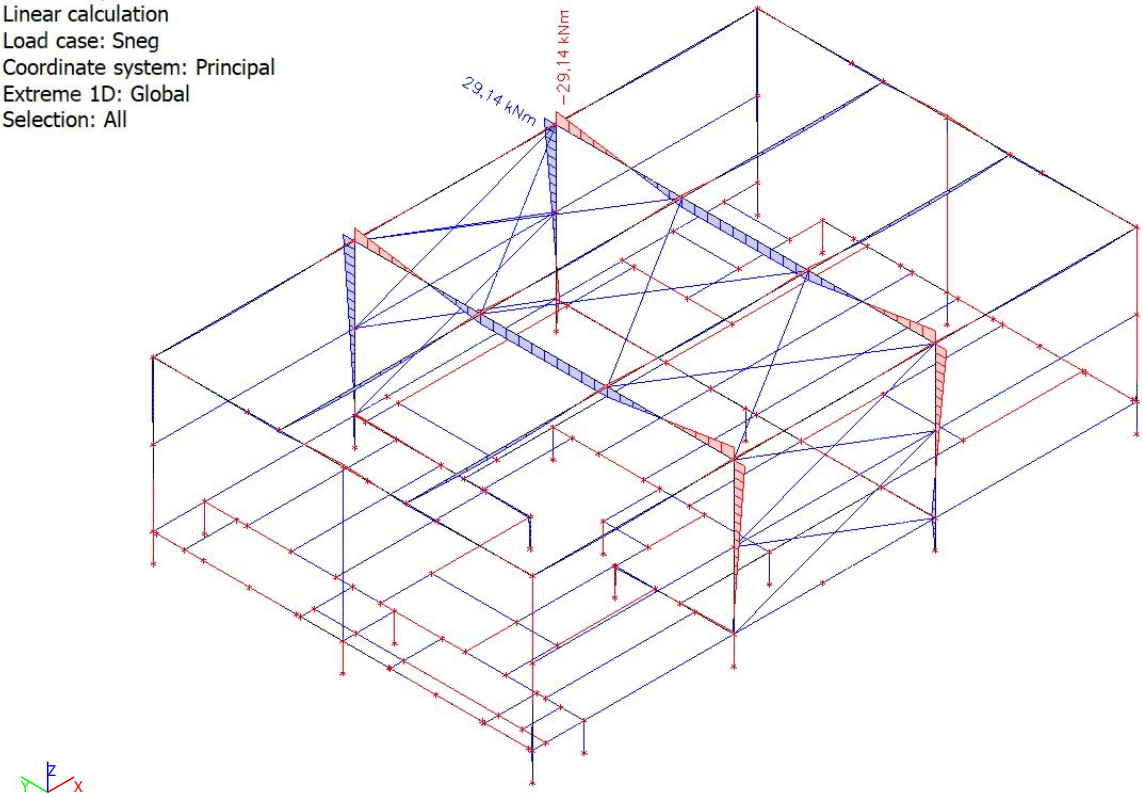

Values: u_x
Linear calculation
Load case: Sneg
Coordinate system: Global
Extreme 1D: Global
Selection: All

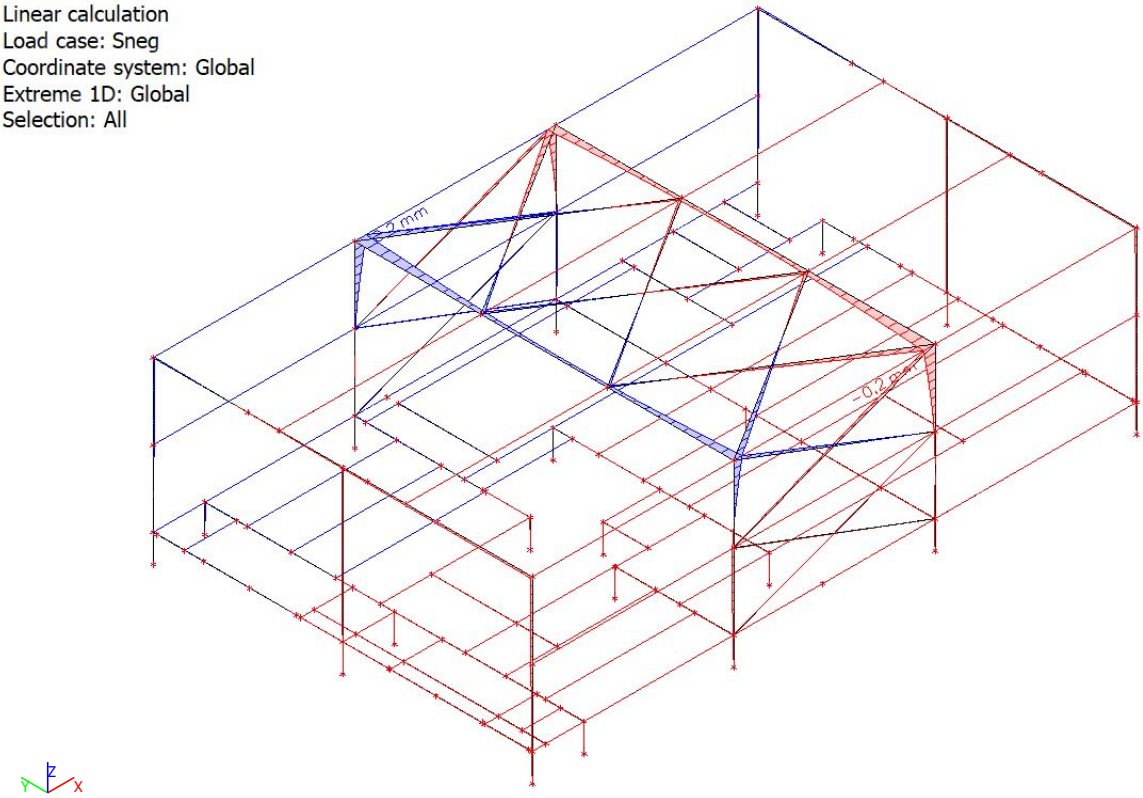

Values: u_y
Linear calculation
Load case: Sneg
Coordinate system: Global
Extreme 1D: Global
Selection: All

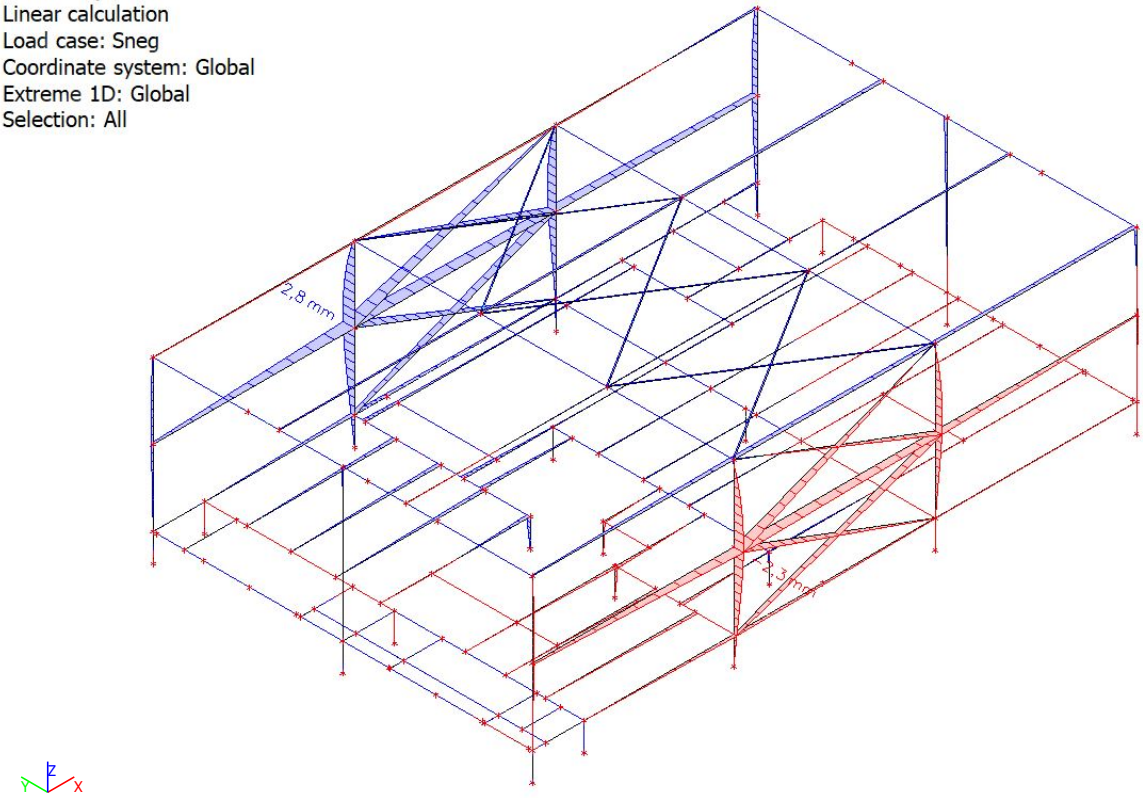

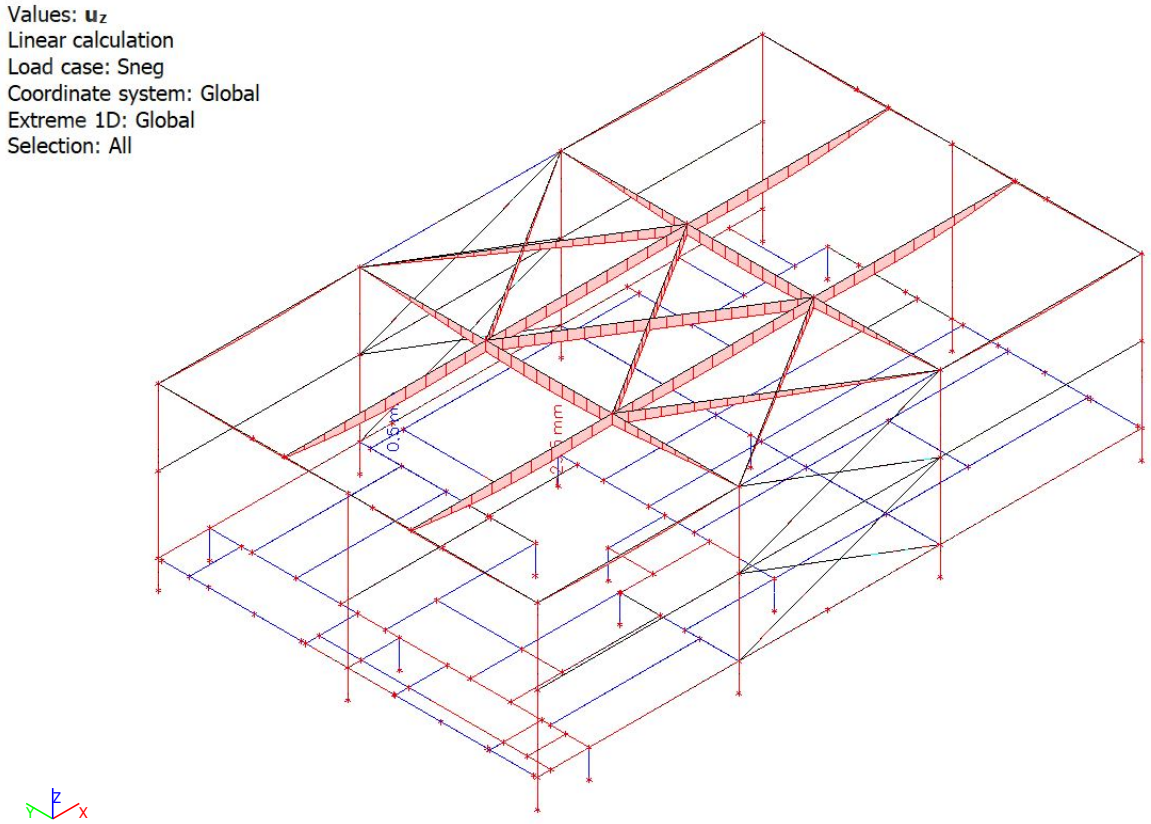

8.5. NSK in Pomiki po obtežnih primerih - Veter 1

Name	Description	Action type	Load group	Master load case	Modification group
	Spec	Load type			
Veter 1	+ CPE Static wind	Variable Static	Veter	None	None

8.5.1. 1D internal forces

Linear calculation
Load case: Veter 1
Coordinate system: Principal
Extreme 1D: Global
Selection: All

Name	dx [m]	Case	N [kN]	V_y [kN]	V_z [kN]	M_x [kNm]	M_y [kNm]	M_z [kNm]
B68	0,000	Veter 1	**-19,48**	7,03	3,83	0,00	-2,30	-4,22
B49	0,000	Veter 1	**9,70**	0,00	0,00	0,00	0,00	0,00
B17	4,333-	Veter 1	0,77	**-3,24**	-2,97	0,00	-2,19	-2,78
B95	3,250	Veter 1	-4,14	0,00	**-5,39**	0,00	0,51	0,00
B96	0,000	Veter 1	-4,19	0,01	**4,41**	0,00	2,10	-0,02
B16	2,720+	Veter 1	-2,29	2,70	-2,07	**-0,25**	1,04	-0,26
B16	4,080+	Veter 1	-2,29	-2,70	2,07	**0,25**	-1,78	3,41
B10	3,250	Veter 1	-10,90	-0,55	-3,03	-0,01	**-7,30**	0,00
B2	3,250	Veter 1	-10,92	-0,55	3,04	0,01	**7,33**	0,00
B66	0,000	Veter 1	0,25	**7,19**	2,39	0,00	-1,44	**-4,32**
B3	0,000	Veter 1	-2,94	-2,30	2,75	0,01	-1,91	**4,33**

Values: **N**
Linear calculation
Load case: Veter 1
Coordinate system: Principal
Extreme 1D: Global
Selection: All

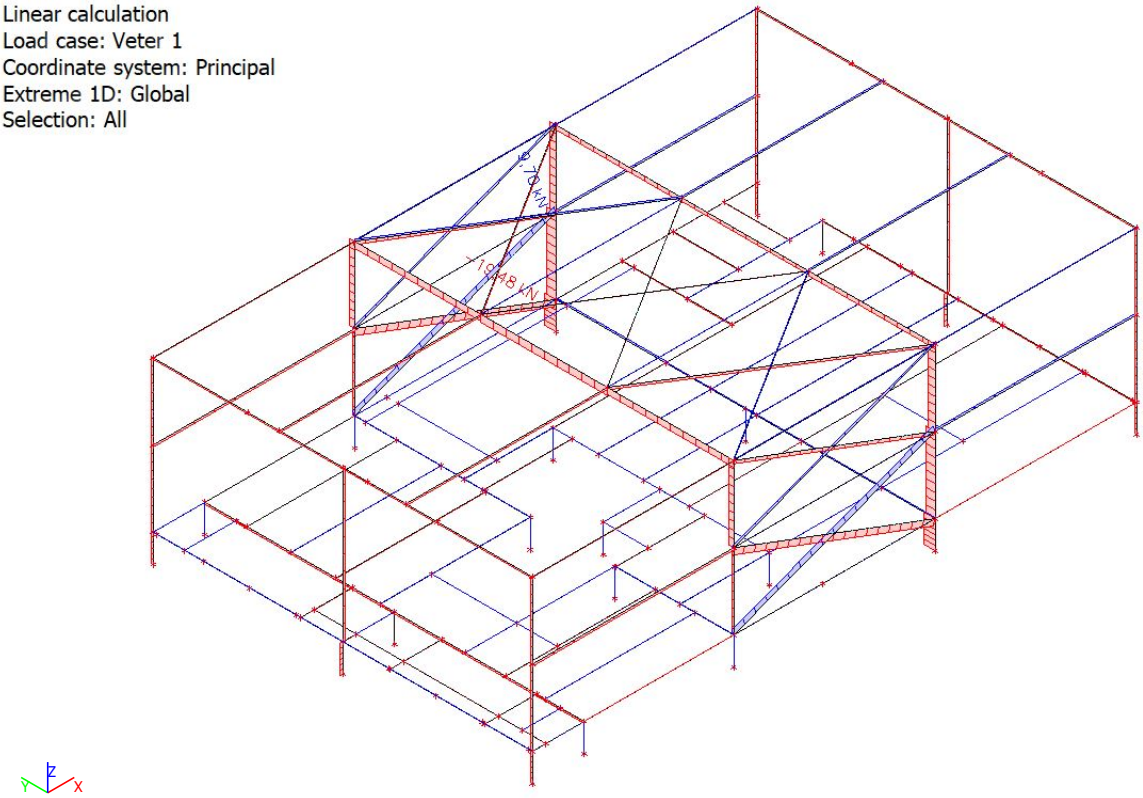

Values: $\mathbf{V_z}$
Linear calculation
Load case: Veter 1
Coordinate system: Principal
Extreme 1D: Global
Selection: All

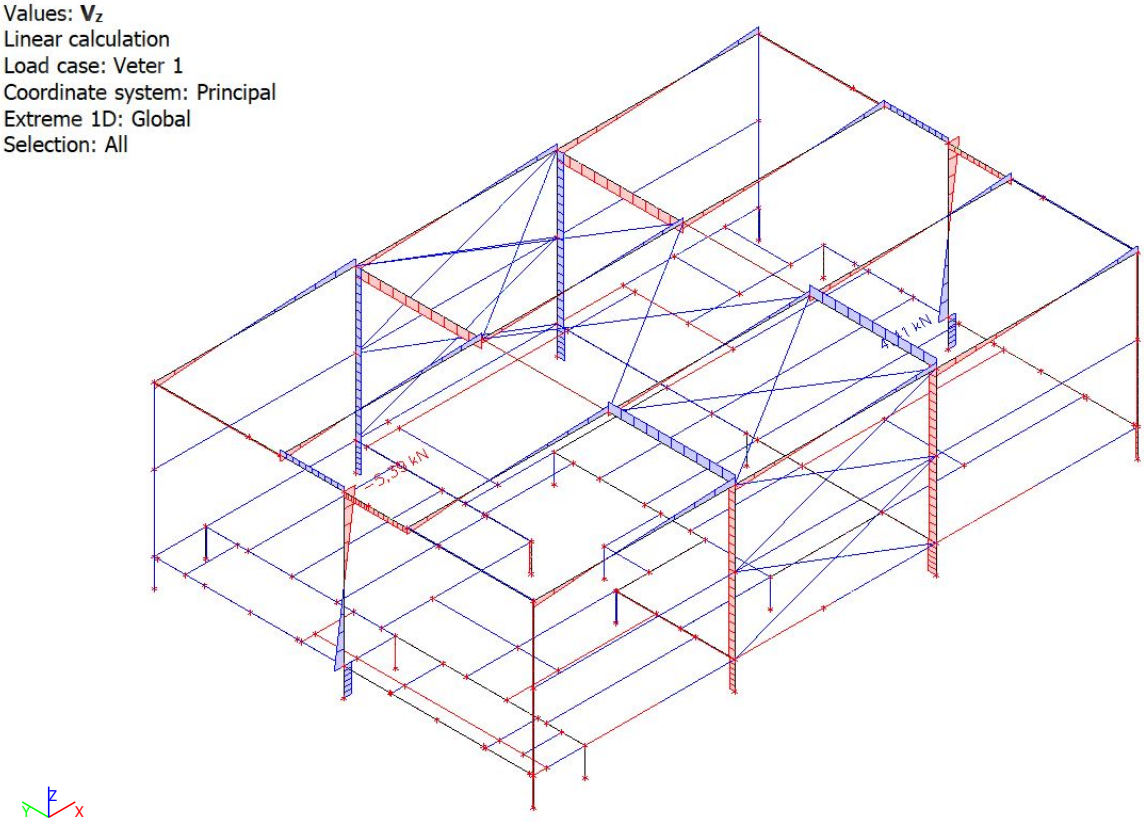

Values: M_y
Linear calculation
Load case: Veter 1
Coordinate system: Principal
Extreme 1D: Global
Selection: All

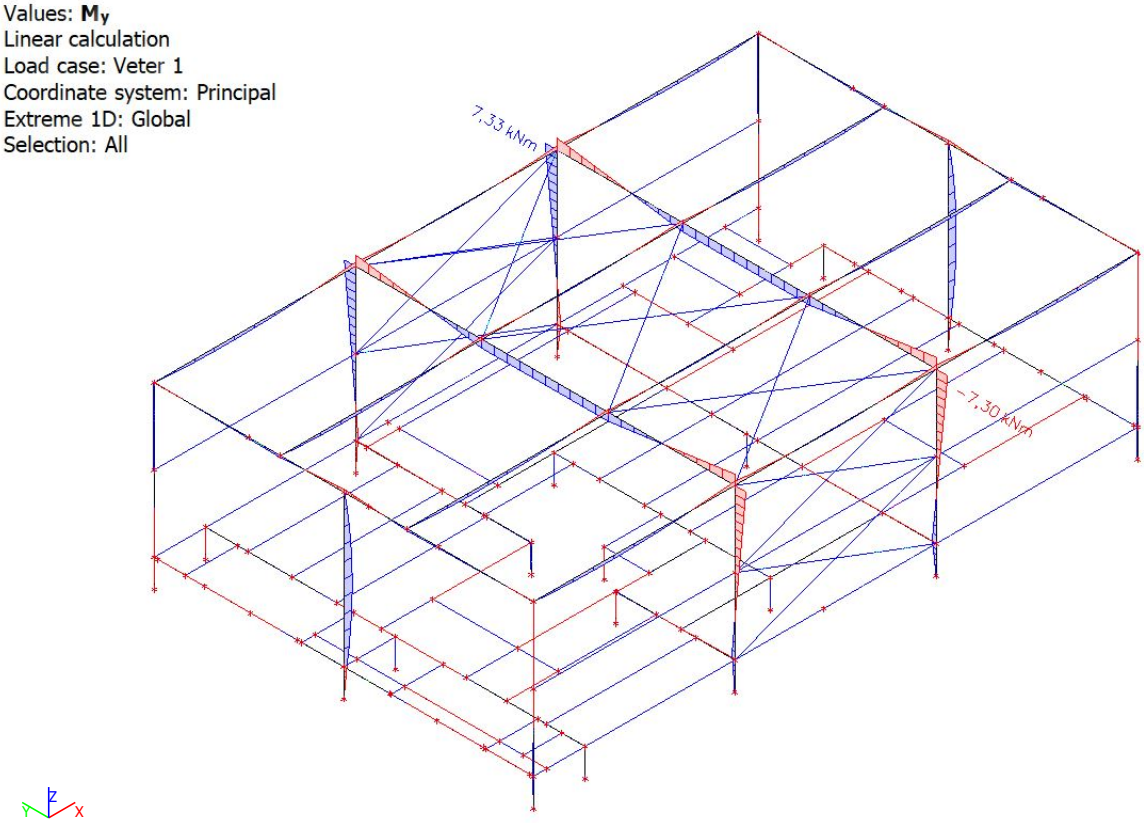

Values: u_x
Linear calculation
Load case: Veter 1
Coordinate system: Global
Extreme 1D: Global
Selection: All

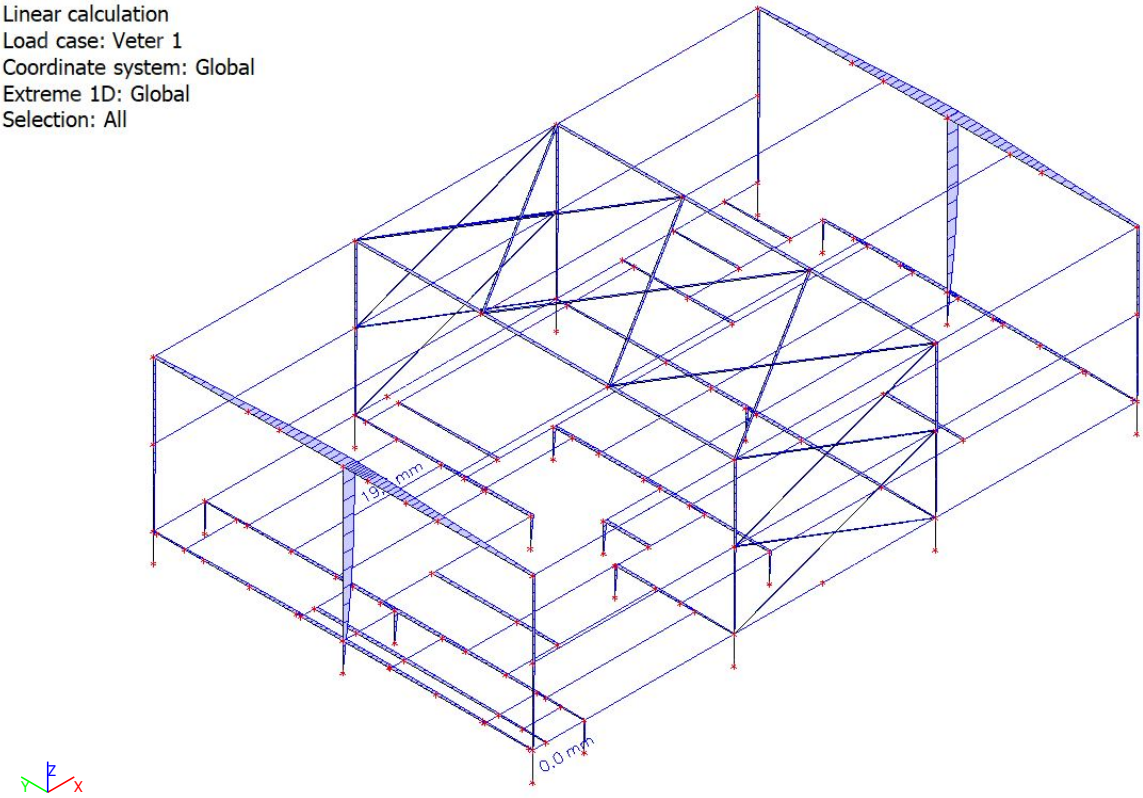

Values: u_y
Linear calculation
Load case: Veter 1
Coordinate system: Global
Extreme 1D: Global
Selection: All

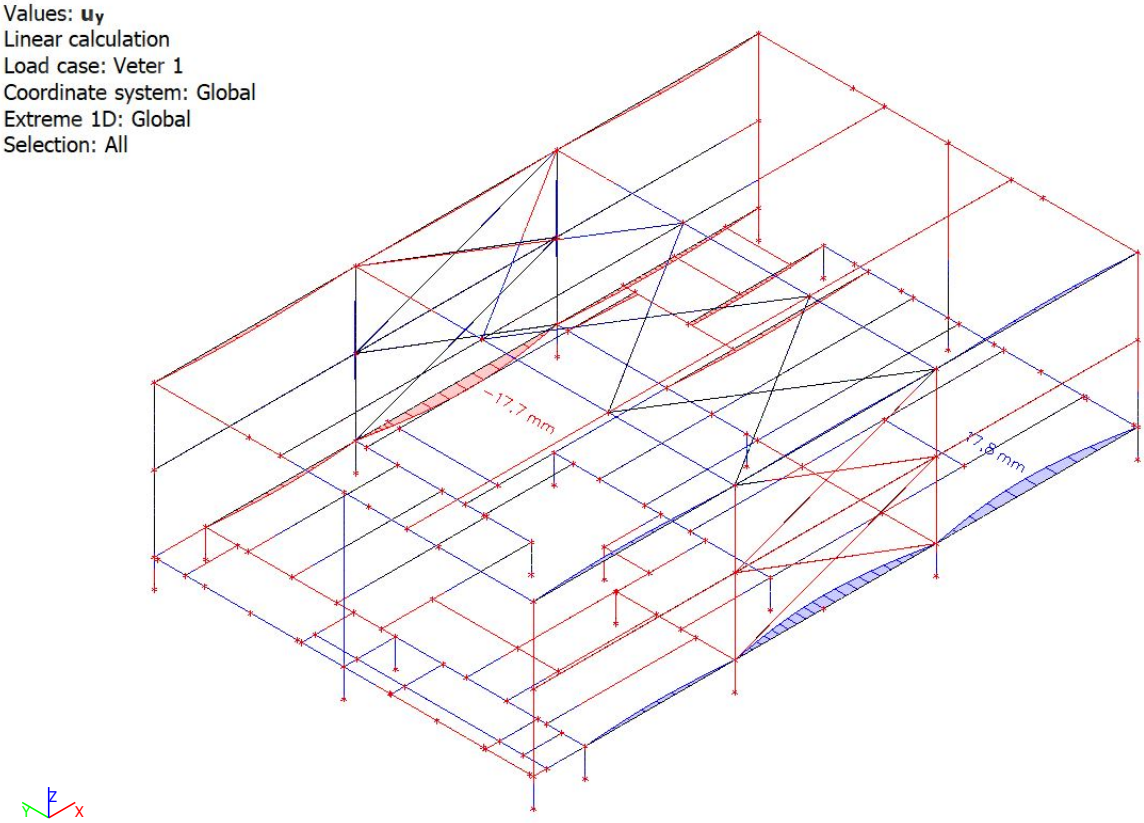

Values: u_z
Linear calculation
Load case: Veter 1
Coordinate system: Global
Extreme 1D: Global
Selection: All

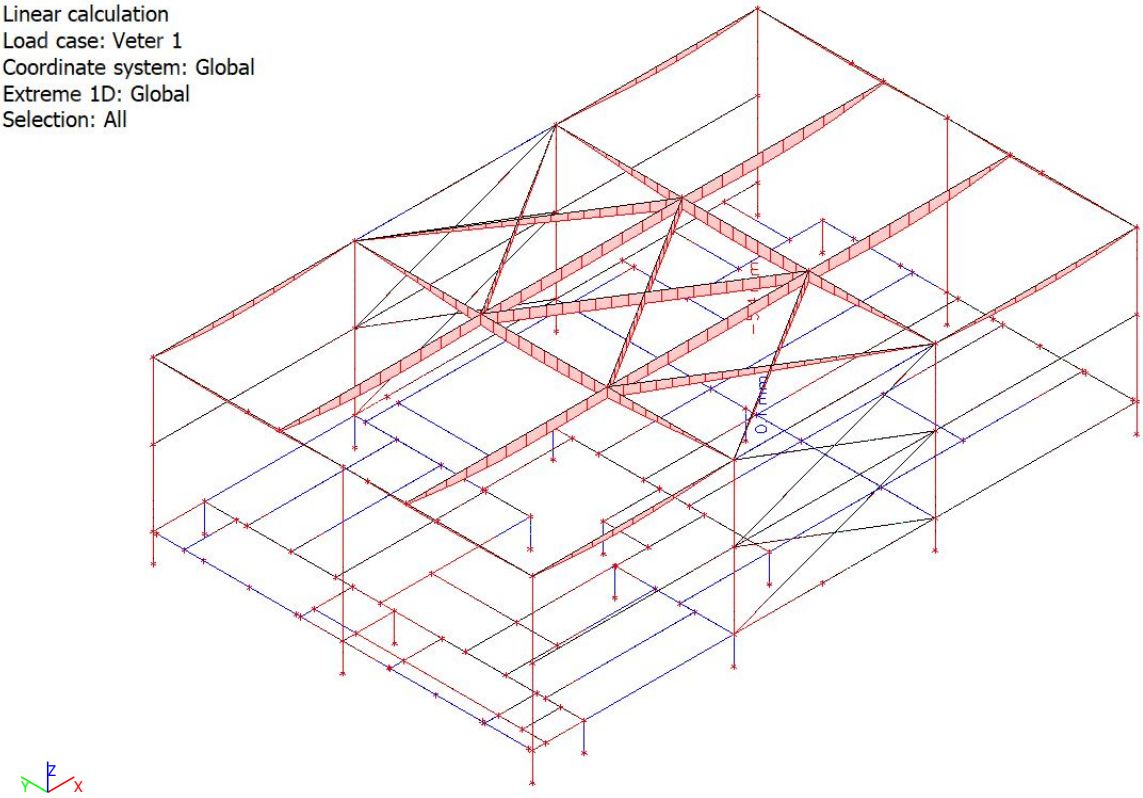

8.6. NSK in Pomiki po obtežnih primerih - Veter 2

Name	Description	Action type	Load group	Master load case	Modification group
	Spec	Load type			
Veter 2	+ CPE	Variable	Veter	None	None
	Static wind	Static			

8.6.1. 1D internal forces

Linear calculation
Load case: Veter 2
Coordinate system: Principal
Extreme 1D: Global
Selection: All

Name	dx [m]	Case	N [kN]	V_y [kN]	V_z [kN]	M_x [kNm]	M_y [kNm]	M_z [kNm]
B65	0,000	Veter 2	**-19,87**	-0,25	-1,85	0,00	1,11	0,15
B78	7,010+	Veter 2	**16,27**	-0,10	-3,87	0,00	-4,02	0,12
B76	2,765+	Veter 2	-10,62	**-8,72**	-3,63	0,00	-2,69	1,89
B120	0,000	Veter 2	15,57	**7,54**	-8,03	0,00	9,33	0,00
B11	0,000	Veter 2	-11,21	0,03	**-9,17**	0,00	**12,83**	-0,15
B73	0,000	Veter 2	0,17	0,00	**20,88**	0,00	-12,53	0,00
B16	2,720+	Veter 2	0,07	1,86	-2,30	**-0,18**	0,56	-0,23
B16	4,080+	Veter 2	-0,62	-1,86	3,75	**0,18**	-2,56	2,31
B36	0,000	Veter 2	-2,81	0,47	7,12	0,00	**-17,82**	-0,98
B61	2,180-	Veter 2	-2,03	0,02	0,00	0,00	0,00	**-2,82**
B17	4,333-	Veter 2	-0,73	3,32	-2,19	0,00	-1,61	**3,12**

Values: **N**
Linear calculation
Load case: Veter 2
Coordinate system: Principal
Extreme 1D: Global
Selection: All

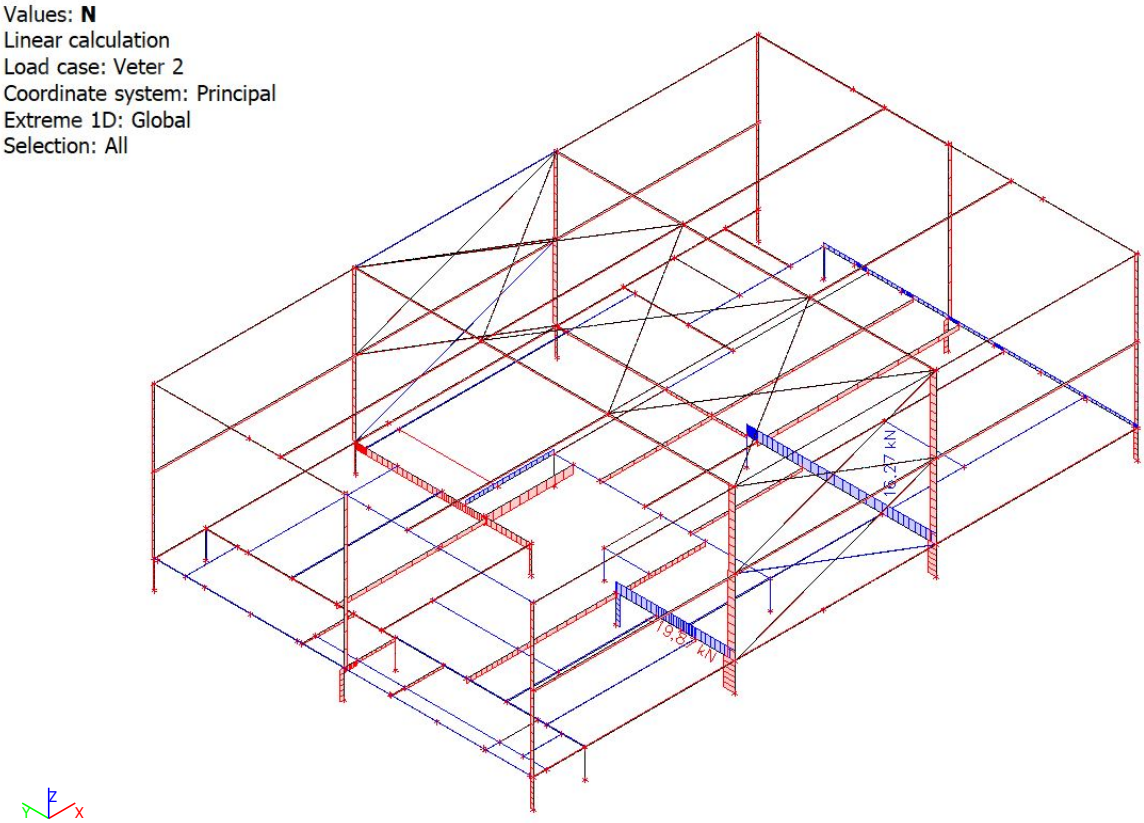

Values: V_z
Linear calculation
Load case: Veter 2
Coordinate system: Principal
Extreme 1D: Global
Selection: All

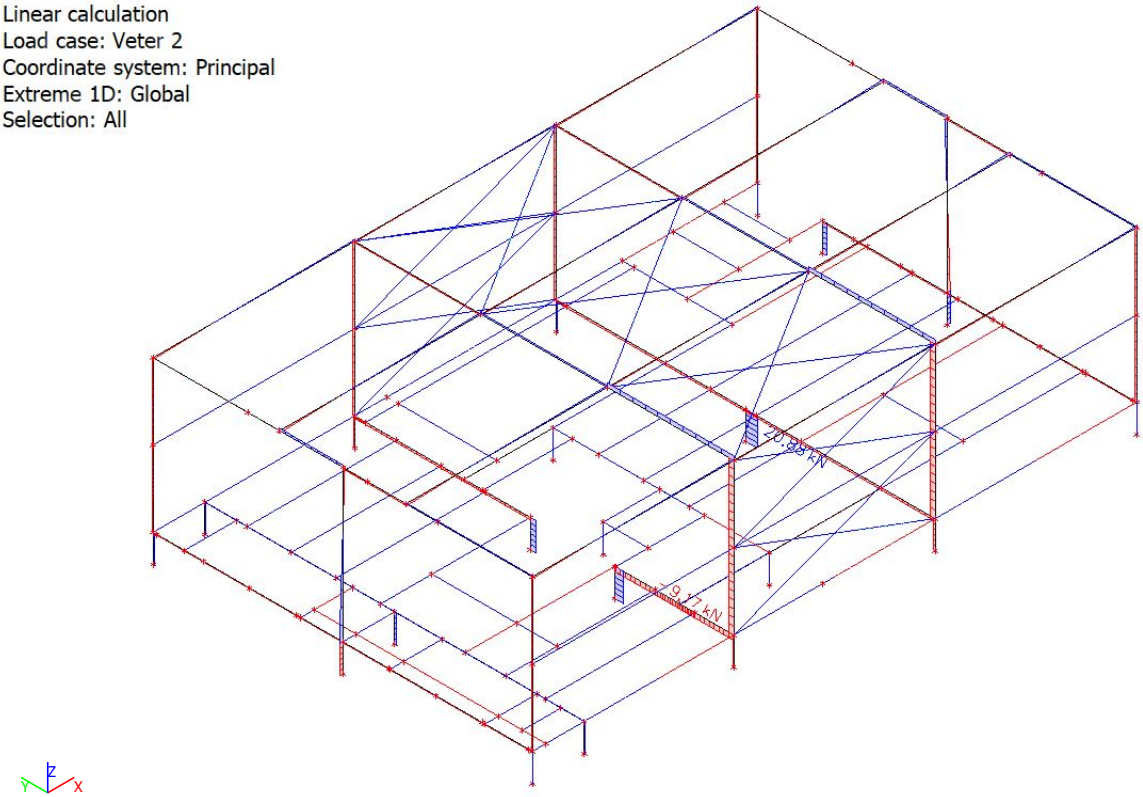

Values: M_y
Linear calculation
Load case: Veter 2
Coordinate system: Principal
Extreme 1D: Global
Selection: All

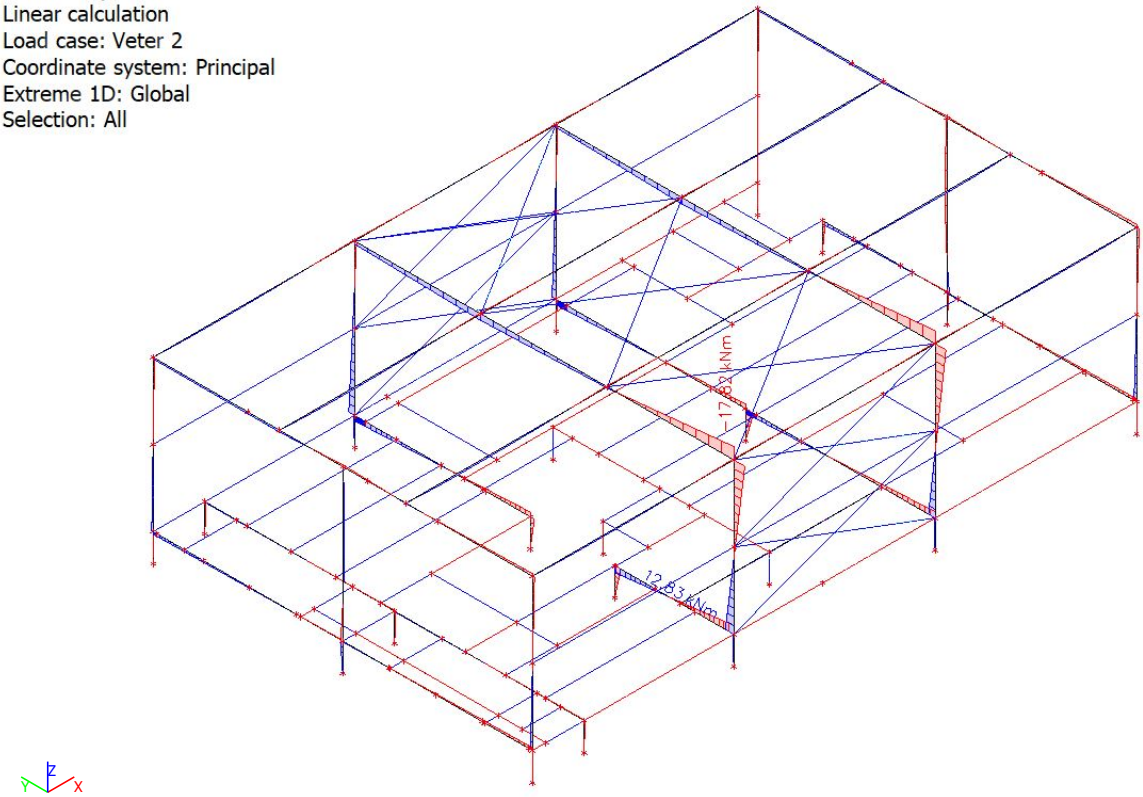

Values: u_x
Linear calculation
Load case: Veter 2
Coordinate system: Global
Extreme 1D: Global
Selection: All

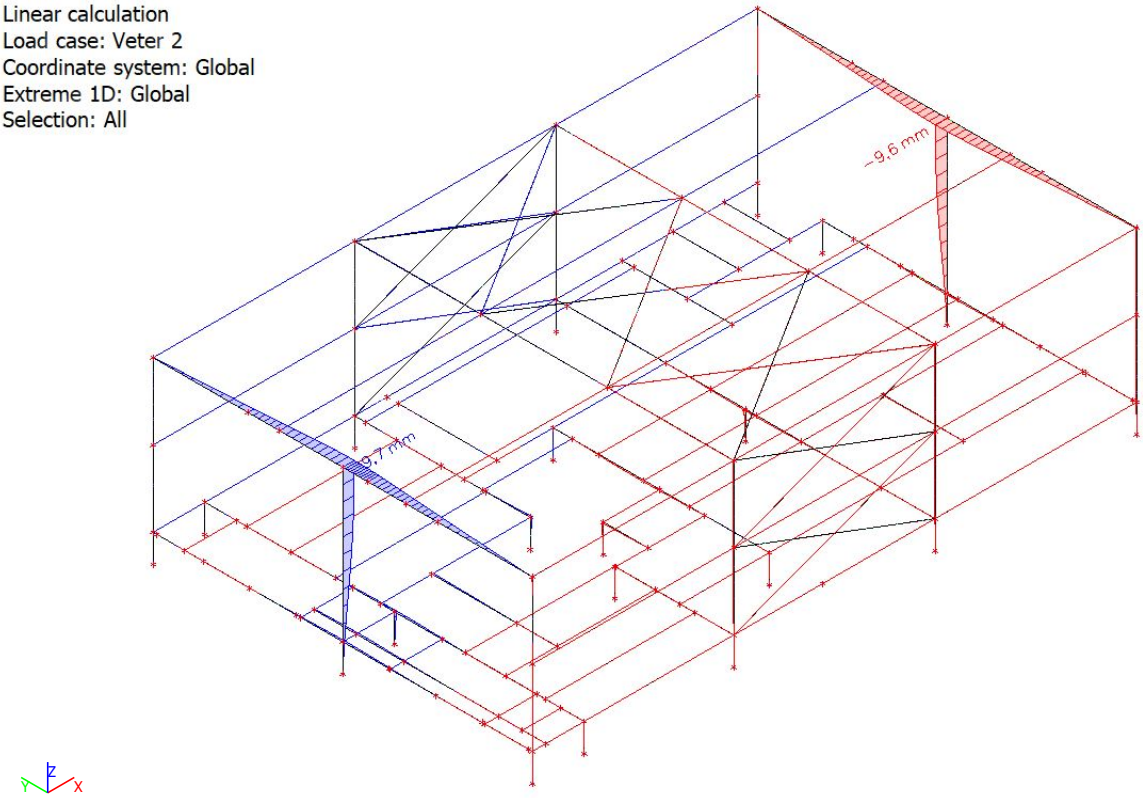

Values: u_y
Linear calculation
Load case: Veter 2
Coordinate system: Global
Extreme 1D: Global
Selection: All

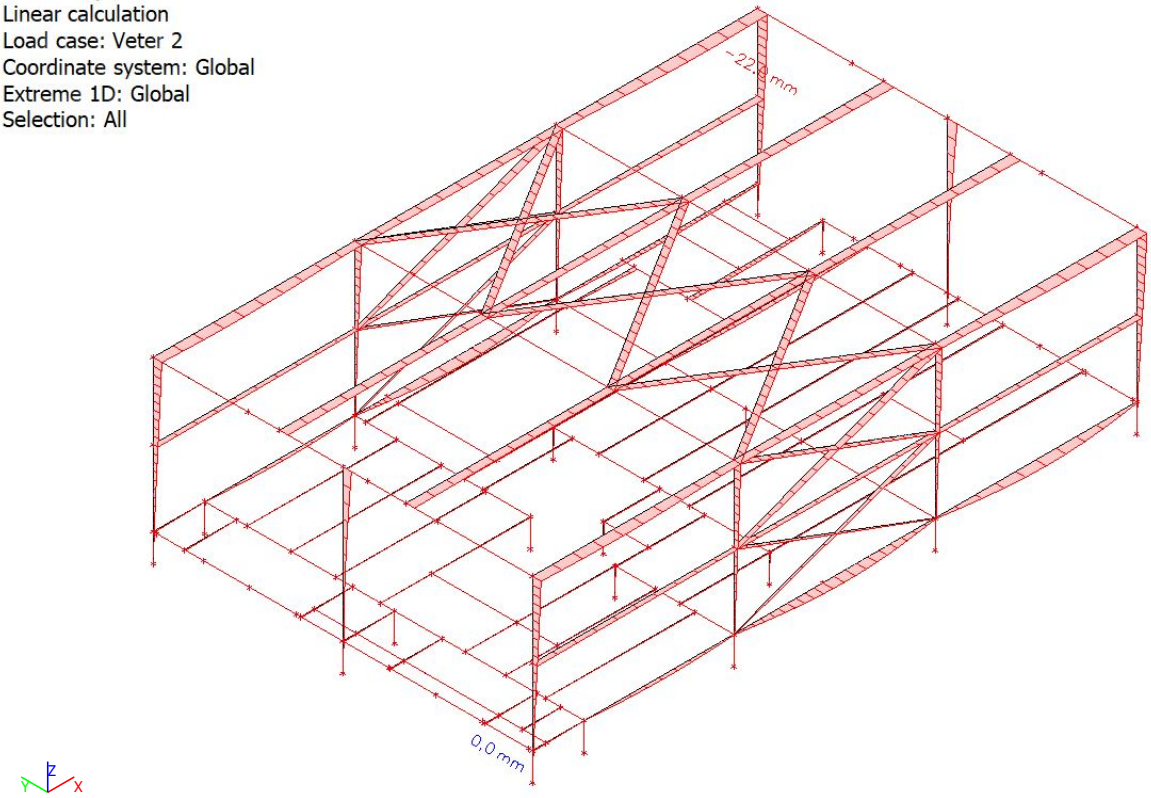

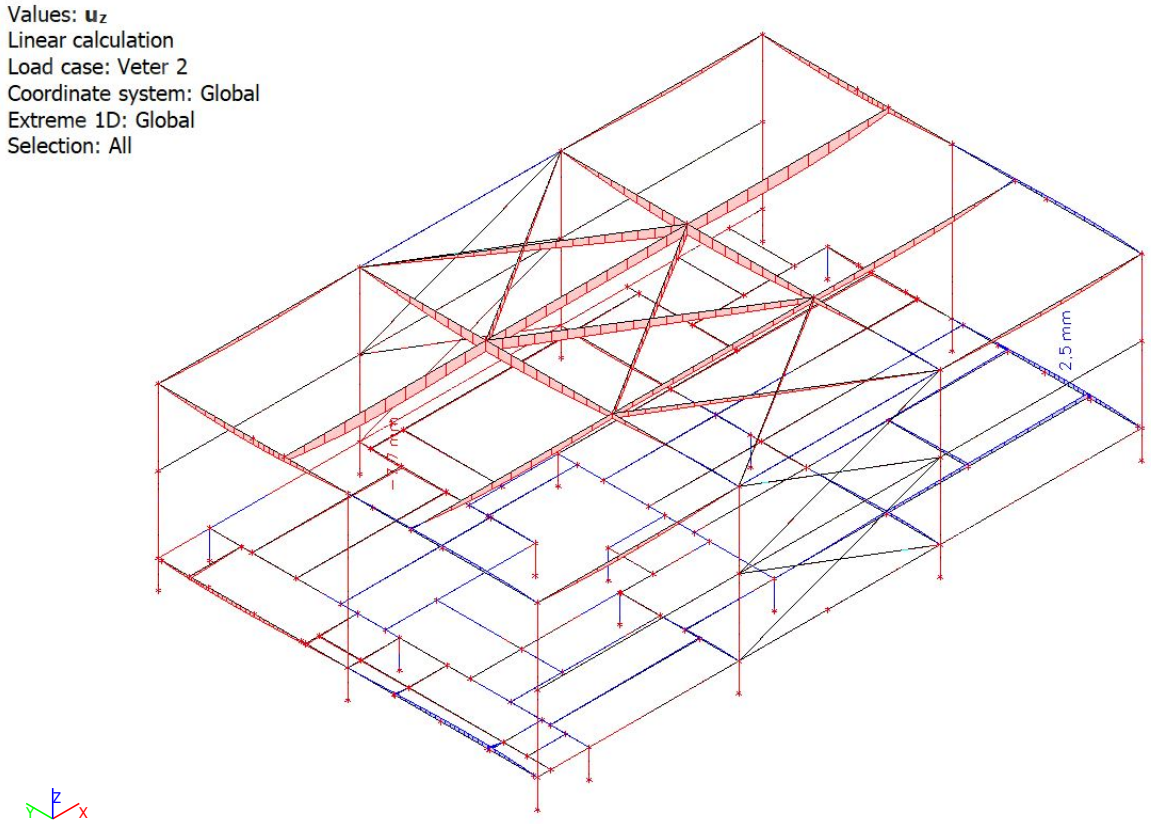

8.7. NSK in Pomiki po obtežnih primerih - Veter 3

Name	Description	Action type	Load group	Master load case	Modification group
	Spec	Load type			
Veter 3	+ CPE Static wind	Variable Static	Veter	None	None

8.7.1. 1D internal forces

Linear calculation
Load case: Veter 3
Coordinate system: Principal
Extreme 1D: Global
Selection: All

Name	dx [m]	Case	N [kN]	V_y [kN]	V_z [kN]	M_x [kNm]	M_y [kNm]	M_z [kNm]
B65	0,000	Veter 3	**-19,76**	-7,02	-2,39	0,00	1,43	4,21
B24	0,000	Veter 3	**9,70**	0,00	0,00	0,00	0,00	0,00
B67	0,000	Veter 3	0,37	**-7,19**	-3,69	0,00	2,21	**4,31**
B17	8,667+	Veter 3	0,77	**3,25**	2,97	0,00	-2,19	-2,80
B96	0,000	Veter 3	-4,07	0,01	**-4,41**	0,00	-2,10	-0,02
B95	3,250	Veter 3	-4,25	0,00	**5,39**	0,00	-0,51	0,00
B16	4,080+	Veter 3	-2,26	2,70	2,12	**-0,25**	-1,82	-3,41
B16	2,720+	Veter 3	-2,26	-2,70	-2,12	**0,25**	1,06	0,26
B11	3,250	Veter 3	-10,90	0,55	-2,84	0,01	**-7,23**	0,00
B3	3,250	Veter 3	-10,89	0,55	2,82	-0,01	**7,24**	0,00
B10	0,000	Veter 3	-2,95	2,29	-2,94	0,01	2,44	**-4,31**

Values: **N**
Linear calculation
Load case: Veter 3
Coordinate system: Principal
Extreme 1D: Global
Selection: All

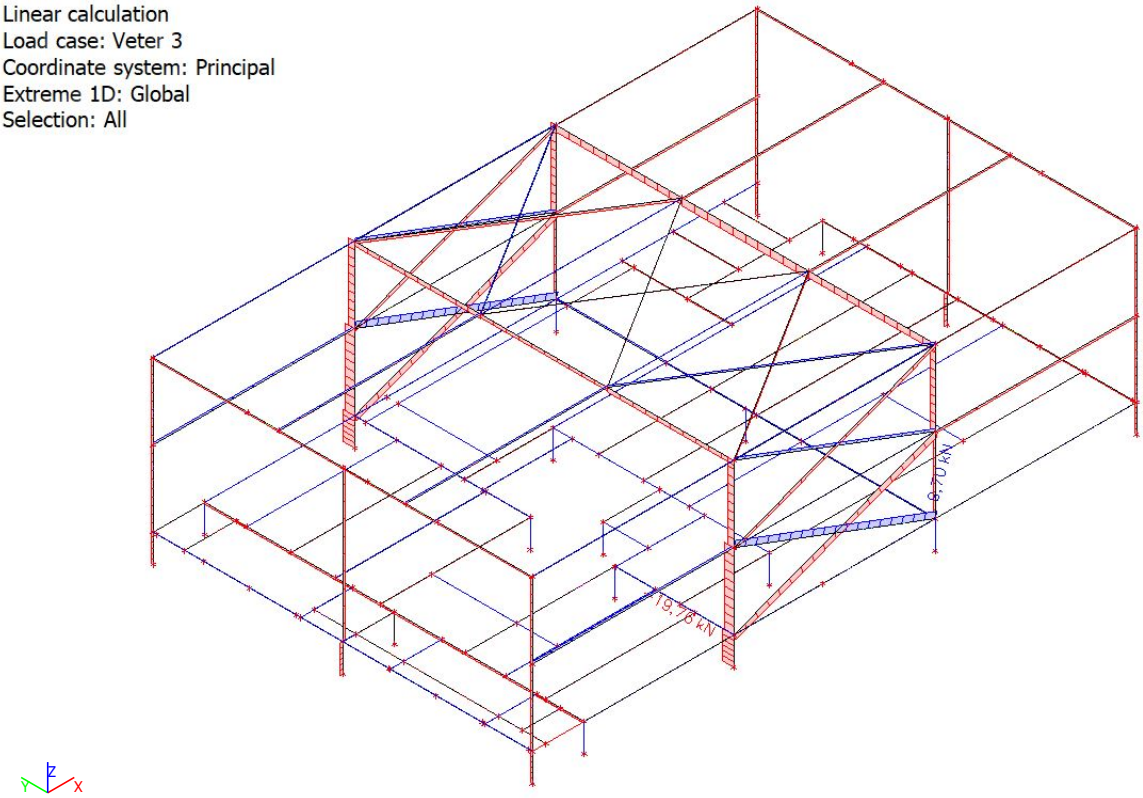

Values: **V_z**
Linear calculation
Load case: Veter 3
Coordinate system: Principal
Extreme 1D: Global
Selection: All

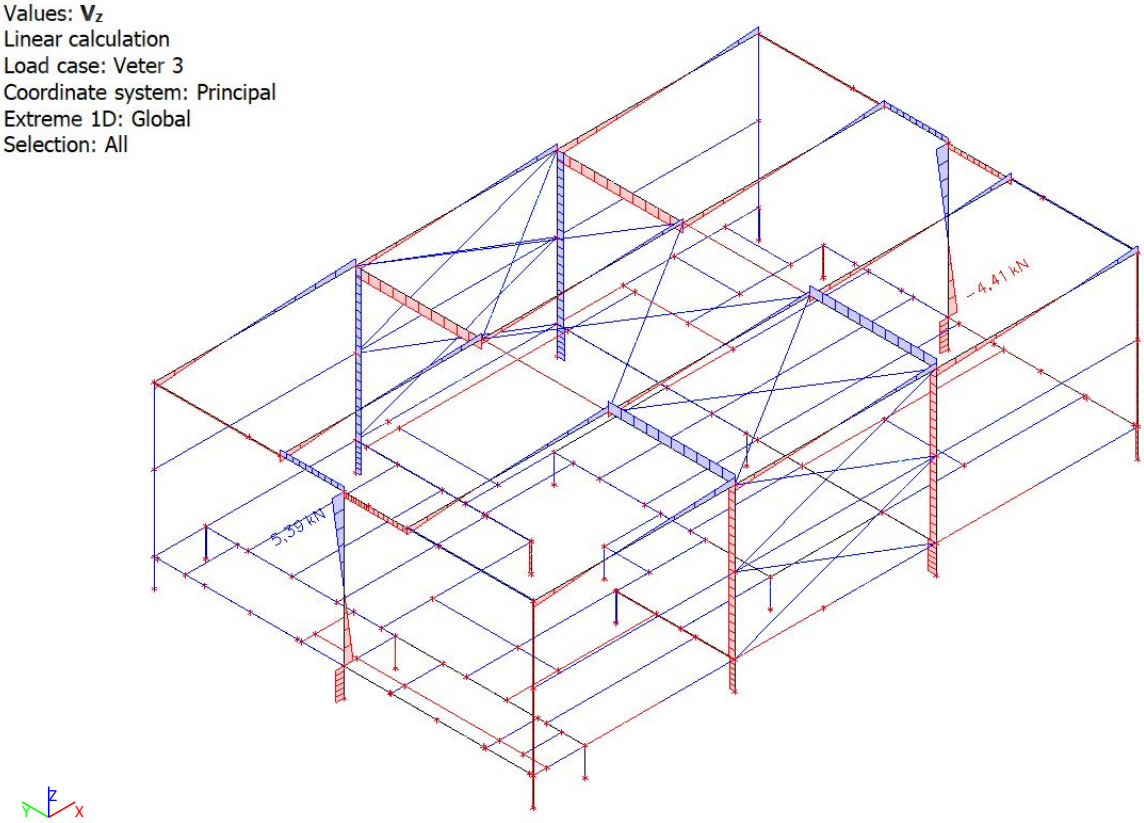

Values: $\mathbf{M_y}$
Linear calculation
Load case: Veter 3
Coordinate system: Principal
Extreme 1D: Global
Selection: All

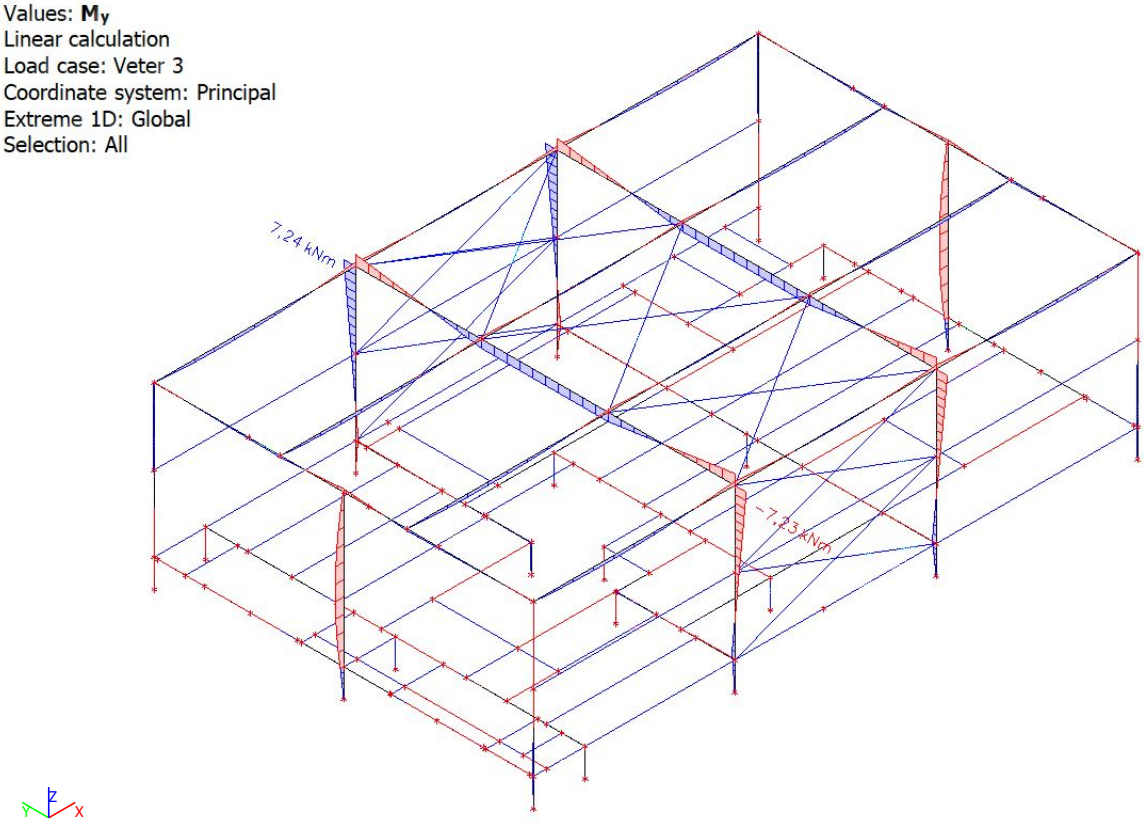

Values: $\mathbf{u_x}$
Linear calculation
Load case: Veter 3
Coordinate system: Global
Extreme 1D: Global
Selection: All

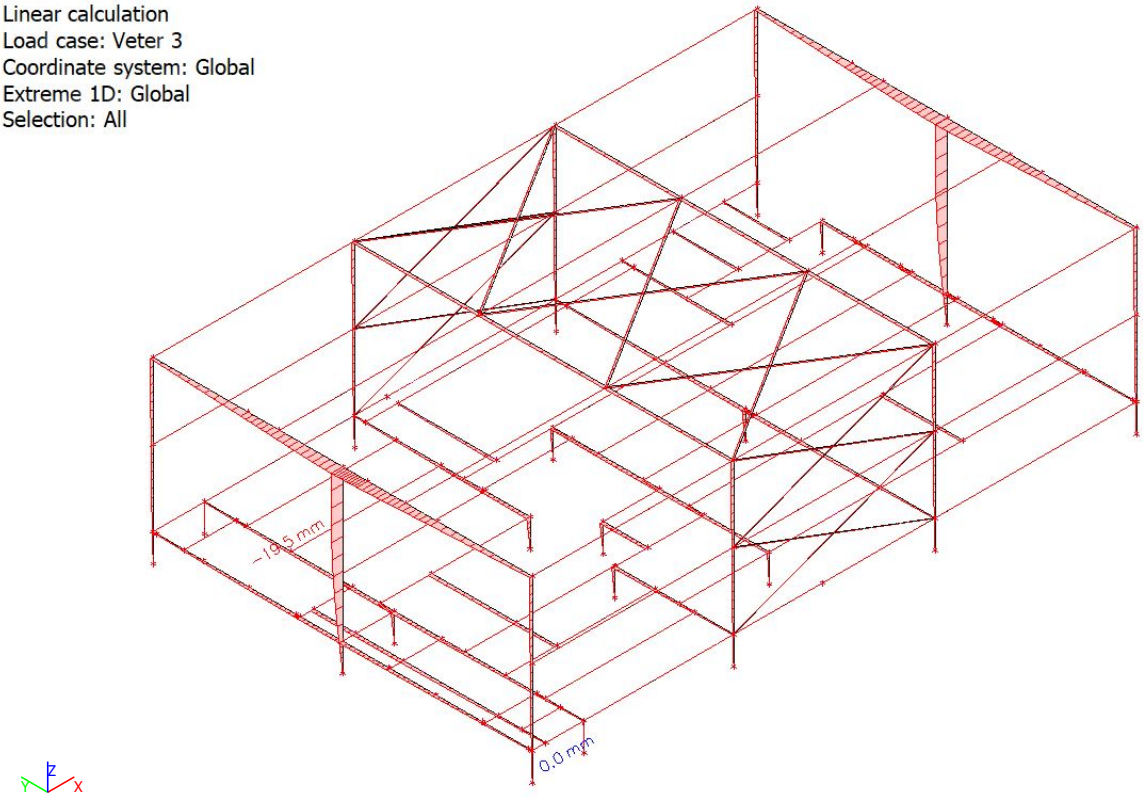

Values: u_y
Linear calculation
Load case: Veter 3
Coordinate system: Global
Extreme 1D: Global
Selection: All

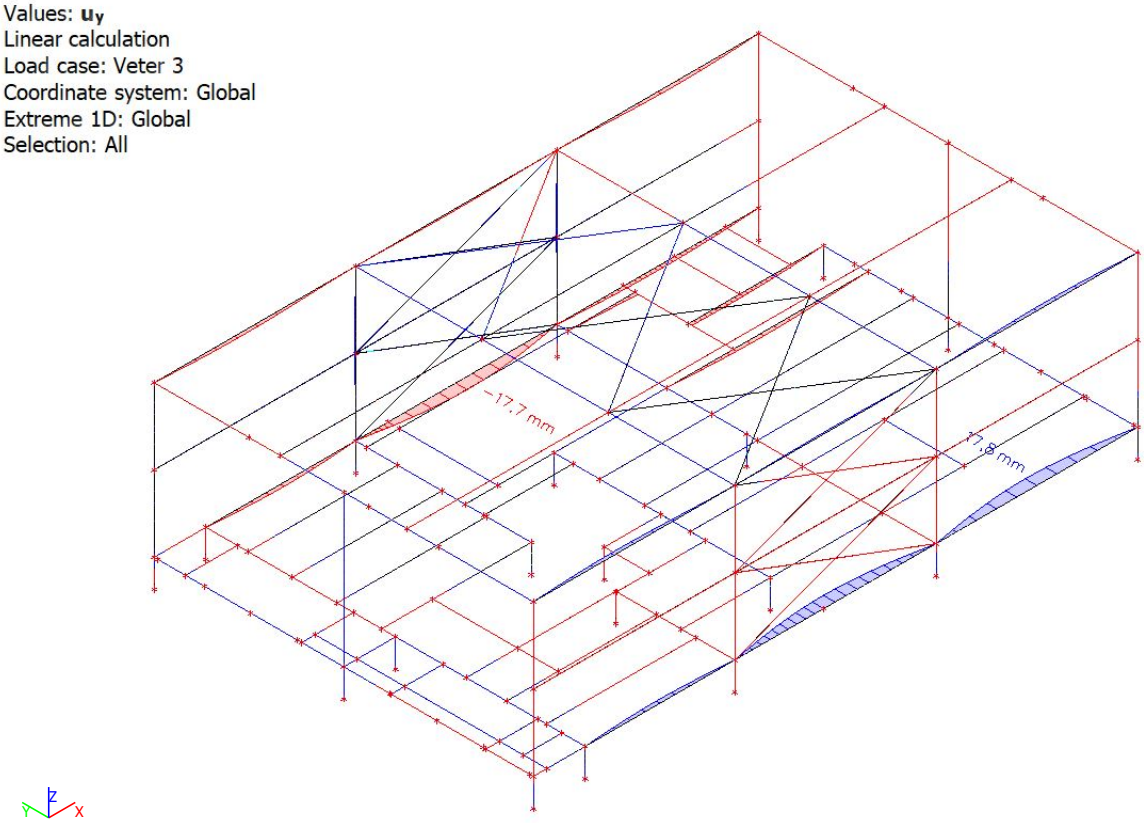

Values: u_z
Linear calculation
Load case: Veter 3
Coordinate system: Global
Extreme 1D: Global
Selection: All

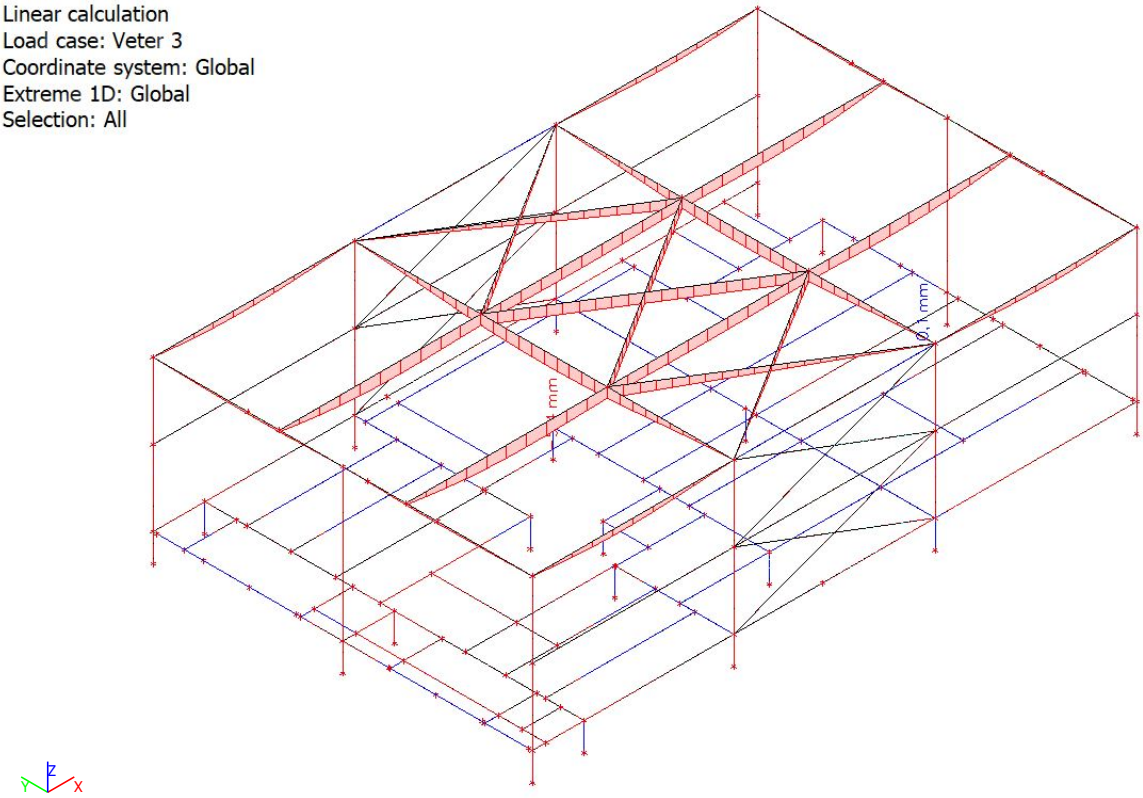

9. Obtežne kombinacije z NSK in pomiki

9.1. Obtežne kombinacije z NSK in pomiki - MSN nelinearna

Name	List
MSN nelinearna	Nelinearna analiza
	Nelinearna analiza/1
	Nelinearna analiza/2
	Nelinearna analiza/3
	Nelinearna analiza1
	Nelinearna analiza1/1
	Nelinearna analiza1/2
	Nelinearna analiza1/3
	Nelinearna analiza2
	Nelinearna analiza2/1
	Nelinearna analiza2/2
	Nelinearna analiza2/3
	Nelinearna analiza3
	Nelinearna analiza3/1
	Nelinearna analiza3/2
	Nelinearna analiza3/3
	Nelinearna analiza4
	Nelinearna analiza4/1
	Nelinearna analiza4/2
	Nelinearna analiza4/3
	Nelinearna analiza5
	Nelinearna analiza5/1
	Nelinearna analiza5/2
	Nelinearna analiza5/3
	Nelinearna analiza6
	Nelinearna analiza6/1
	Nelinearna analiza6/2
	Nelinearna analiza6/3
	Nelinearna analiza7
	Nelinearna analiza7/1
	Nelinearna analiza7/2
	Nelinearna analiza7/3
	Nelinearna analiza8
	Nelinearna analiza8/1
	Nelinearna analiza8/2
	Nelinearna analiza8/3
	Nelinearna analiza9
	Nelinearna analiza9/1
	Nelinearna analiza9/2
	Nelinearna analiza9/3
	MSN nelinearna
	MSN nelinearna1
	MSN nelinearna1-2
	MSN nelinearna1-3
	MSN nelinearna1-4
	MSN nelinearna2-1
	MSN nelinearna2-2
	MSN nelinearna2-3
	MSN nelinearna2-4
	MSN nelinearna3- 1
	MSN nelinearna3- 2
	MSN nelinearna3- 3
	MSN nelinearna3- 4
	MSN nelinearna4 - 1
	MSN nelinearna4 - 2
	MSN nelinearna4 - 3
	MSN nelinearna4 - 4
	MSN nelinearna5 - 1
	MSN nelinearna5 - 2
	MSN nelinearna5 - 3
	MSN nelinearna5 - 4
	MSN nelinearna6 - 1
	MSN nelinearna6 - 2

Name	List
	MSN nelinearna6 - 3
	MSN nelinearna6 - 4
	MSN nelinearna7
	MSN nelinearna 7-2
	MSN nelinearna 7-3
	MSN nelinearna 7-4
	MSN nelinearna8 - 1
	MSN nelinearna8 - 2
	MSN nelinearna8 - 3
	MSN nelinearna8 - 4
	MSN nelinearna9 - 1
	MSN nelinearna9 - 2
	MSN nelinearna9 - 3
	MSN nelinearna9 - 4
	MSN nelinearna10 - 1
	MSN nelinearna10 - 2
	MSN nelinearna10 - 3
	MSN nelinearna10 - 4
	MSN nelinearna11 -1
	MSN nelinearna11 -2
	MSN nelinearna11 -3
	MSN nelinearna11 -4
	MSN nelinearna12 -1
	MSN nelinearna12 -2
	MSN nelinearna12 -3
	MSN nelinearna12 -4
	MSN nelinearna13 - 1
	MSN nelinearna13 - 2
	MSN nelinearna13 - 3
	MSN nelinearna13 - 4
	MSN nelinearna14 -1
	MSN nelinearna14 -2
	MSN nelinearna14 -3
	MSN nelinearna14 -4
	MSN nelinearna15 -1
	MSN nelinearna15 -2
	MSN nelinearna15 -3
	MSN nelinearna15 -4

9.1.1. 1D internal forces

Nonlinear calculation
Class: MSN nelinearna
Coordinate system: Principal
Extreme 1D: Global
Selection: All

Name	dx [m]	Case	N [kN]	V_y [kN]	V_z [kN]	M_x [kNm]	M_y [kNm]	M_z [kNm]
B68	0,600	MSN nelinearna1	**-112,13**	8,40	15,04	0,00	0,00	0,00
B78	7,010+	Nelinearna analiza2	**62,56**	-0,10	-7,66	0,00	-3,99	0,11
B76	2,820-	MSN nelinearna4 - 1	-17,92	**-13,90**	-6,75	0,00	0,08	2,17
B67	0,600	MSN nelinearna11 -1	-79,42	**12,78**	2,69	0,00	0,00	0,00
B38	8,160	MSN nelinearna2-1	-35,45	0,61	**-41,63**	0,04	-65,11	0,01
B13	2,720+	MSN nelinearna	-4,35	5,48	-10,15	**-0,44**	5,49	-0,93
B13	2,720+	MSN nelinearna3- 1	-4,43	-5,53	-10,07	**0,44**	5,46	0,89
B38	0,000	MSN nelinearna5 -	-26,90	0,09	**43,92**	0,04	**-74,38**	0,69

Name	dx [m]	Case	N [kN]	V_y [kN]	V_z [kN]	M_x [kNm]	M_y [kNm]	M_z [kNm]
		1						
B2	3,250	MSN nelinearna1	-70,58	-1,90	28,40	-0,05	**65,57**	0,04
B65	0,000	MSN nelinearna	-58,61	11,81	4,74	0,01	-2,85	**-7,10**
B11	0,000	MSN nelinearna	-48,65	-3,24	-16,21	-0,06	7,55	**7,10**

Values: **N**
Nonlinear calculation
Class: MSN nelinearna
Coordinate system: Principal
Extreme 1D: Global
Selection: All

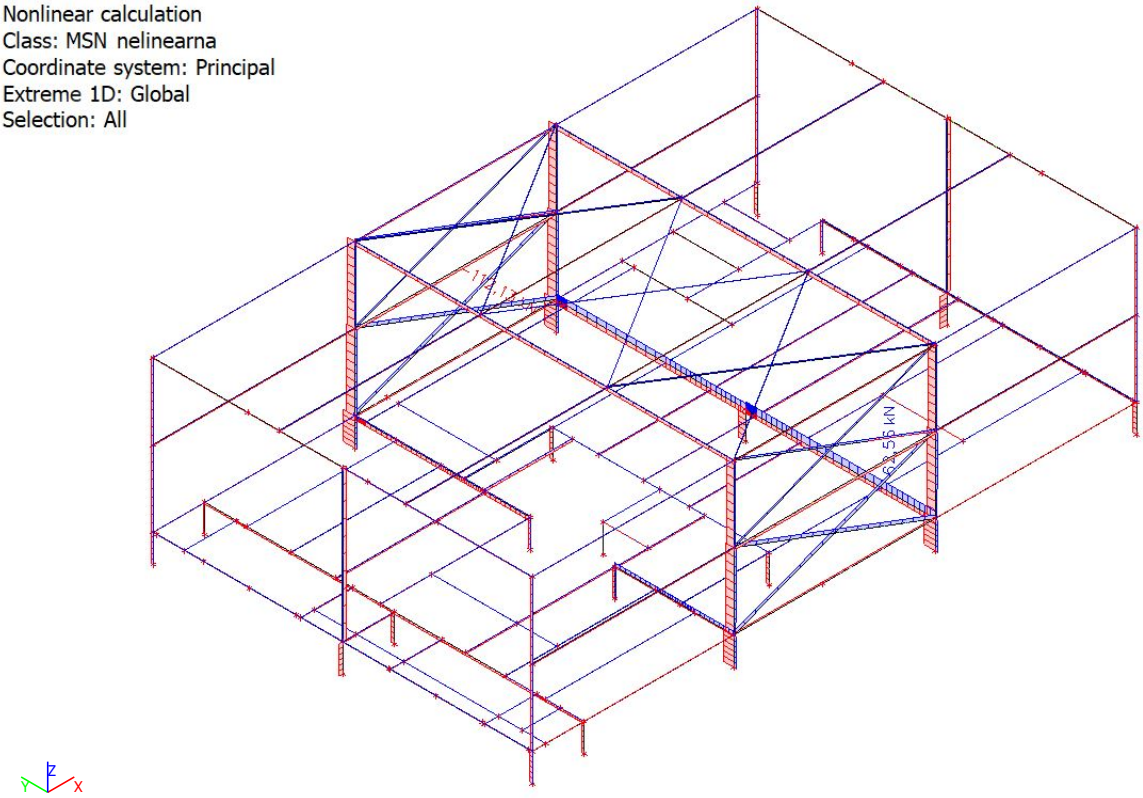

Values: V_z
Nonlinear calculation
Class: MSN nelinearna
Coordinate system: Principal
Extreme 1D: Global
Selection: All

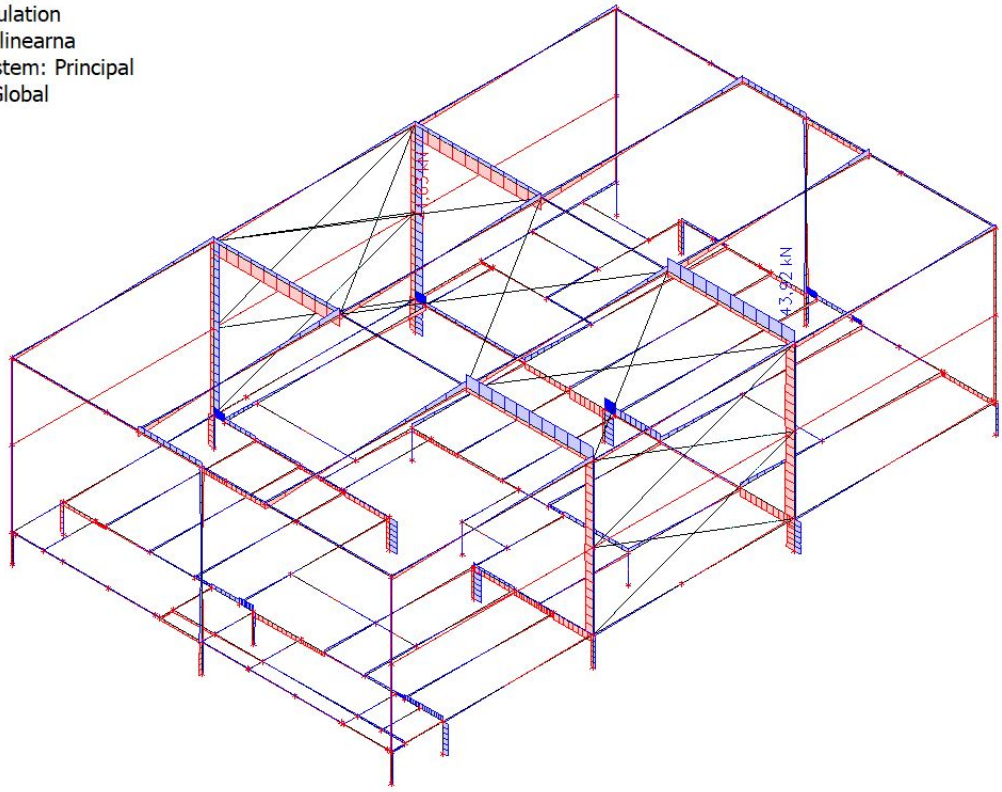

Values: M_y
Nonlinear calculation
Class: MSN nelinearna
Coordinate system: Principal
Extreme 1D: Global
Selection: All

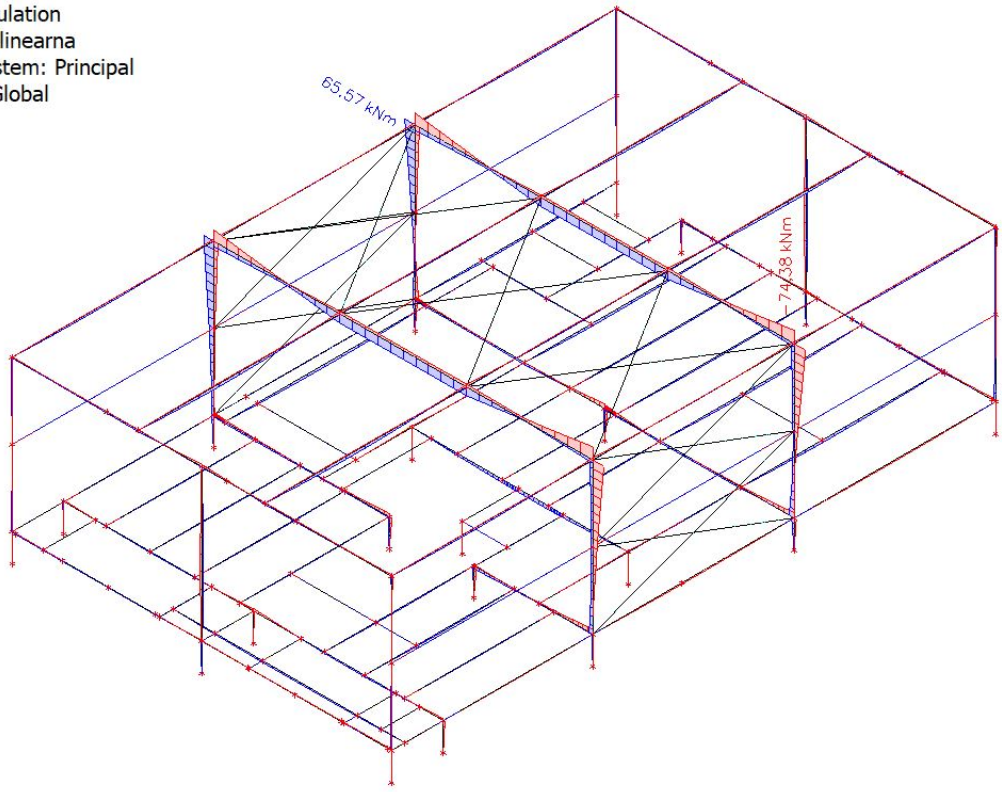

10. Dimenzioniranje Jekla

10.1. EC-EN 1993 Steel check ULS

Values: **$UC_{Overall}$**
Nonlinear calculation
Class: MSN nelinearna
Coordinate system: Principal
Extreme 1D: Cross-section
Selection: All

EN 1993-1-1 Code Check
National annex: Slovenian SIST-EN NA

Member B10	**0,000 / 3,250 m**	**HEA200**	**Rolled**	**S 355**	**MSN nelinearna**	**0,52 -**

Combination key
MSN nelinearna / MSN nelinearna5 - 1

Partial safety factors		
Resistance of cross-sections	γ_{M0}	1,00
Resistance to instability	γ_{M1}	1,00
Resistance of net sections	γ_{M2}	1,25

Material			
Yield strength	f_y	355,0	MPa
Ultimate strength	f_u	490,0	MPa

Section checks
Section is classified as Class 2

Section checks	Design force	Value	Unit	Resistance	Value	Unit	Unity check [-]
Compression	N_{Ed}	-71,08	kN	$N_{c,Rd}$	1909,90	kN	0,04
Shear V_y	$V_{y,Ed}$	-0,55	kN	$V_{pl,y,Rd}$	852,48	kN	0,00
Shear V_z	$V_{z,Ed}$	-33,99	kN	$V_{pl,z,Rd}$	369,95	kN	0,09
Bending M_y	$M_{y,Ed}$	32,42	kNm	$M_{pl,y,Rd}$	152,35	kNm	0,21
Bending M_z	$M_{z,Ed}$	-0,19	kNm	$M_{pl,z,Rd}$	72,33	kNm	0,00
Torsion	τ_{Ed}	0,5	MPa	τ_{Rd}	205,0	MPa	0,00

Combined section checks

Combined section checks	Unity check [-]
Bending, Axial force and Shear	0,05

Stability checks
Decisive position for stability classification: 0,000 m
Section is classified as Class 2
Buckling group : Default

Buckling axis	k	L [m]	N_{cr} [kN]	M_{cr} [kNm]	λ_{rel}	χ
y-y	0,00	0,003	7240668828,78		0,00	1,00
z-z	0,00	0,002	10517611090,05		0,00	1,00
LTB	1,00	1,625		2577,59	0,24	1,00

Combined stability checks

Interaction factors	k_{yy}	k_{yz}	k_{zy}	k_{zz}
Value	0,99	0,72	0,51	1,02

Maximum moment $M_{y,Ed}$ is derived from beam B10 position 3,250 m.
Maximum moment $M_{z,Ed}$ is derived from beam B10 position 0,813 m.

Combined stability checks	$M_{y,Ed}$ [kNm]	$M_{z,Ed}$ [kNm]	Unity check [-]
Bending and Axial Compression	-73,37	-0,41	0,52

EN 1993-1-1 Code Check
National annex: Slovenian SIST-EN NA

Member B16	**5,440 / 8,160 m**	**HEA120**	**Rolled**	**S 355**	**MSN nelinearna**	**0,46 -**

Combination key
MSN nelinearna / MSN nelinearna5 - 1

Partial safety factors		
Resistance of cross-sections	γ_{M0}	1,00
Resistance to instability	γ_{M1}	1,00
Resistance of net sections	γ_{M2}	1,25

Material			
Yield strength	f_y	355,0	MPa
Ultimate strength	f_u	490,0	MPa

Section checks
Section is classified as Class 1

Section checks	Design force	Value	Unit	Resistance	Value	Unit	Unity check [-]
Compression	N_{Ed}	-1,73	kN	$N_{c,Rd}$	898,15	kN	0,00
Shear V_y	$V_{y,Ed}$	-2,42	kN	$V_{pl,y,Rd}$	410,94	kN	0,01
Shear V_z	$V_{z,Ed}$	15,84	kN	$V_{pl,z,Rd}$	172,58	kN	0,09
Bending M_y	$M_{y,Ed}$	8,79	kNm	$M_{pl,y,Rd}$	42,45	kNm	0,21
Bending M_z	$M_{z,Ed}$	-0,59	kNm	$M_{pl,z,Rd}$	20,86	kNm	0,03
Torsion	τ_{Ed}	24,3	MPa	τ_{Rd}	205,0	MPa	0,12

Combined section checks

Combined section checks	Unity check [-]
Bending, Axial force and Shear	0,07
Shear V_y and Torsion	0,01
Shear V_z and Torsion	0,10

Stability checks
Decisive position for stability classification: 5,440 m
Section is classified as Class 1
Buckling group : Default

Buckling axis	k	L [m]	N_{cr} [kN]	M_{cr} [kNm]	λ_{rel}	χ
y-y	0,00	0,004	754521011,20		0,00	1,00
z-z	0,00	0,003	647132500,94		0,00	1,00
LTB	1,00	2,720		54,27	0,88	0,85

Stability checks	Design force	Value	Unit	Resistance	Value	Unit	Unity check [-]
Lateral Torsional Buckling	$M_{y,Ed}$	8,79	kNm	$M_{b,Rd}$	36,25	kNm	0,24

Combined stability checks

Interaction factors	k_{yy}	k_{yz}	k_{zy}	k_{zz}
Value	1,00	0,90	0,56	1,00

Maximum moment $M_{y,Ed}$ is derived from beam B16 position 4,080 m.
Maximum moment $M_{z,Ed}$ is derived from beam B16 position 4,080 m.

Combined stability checks	$M_{y,Ed}$ [kNm]	$M_{z,Ed}$ [kNm]	Unity check [-]
Bending and Axial Compression	-13,12	2,11	0,46

EN 1993-1-1 Code Check
National annex: Slovenian SIST-EN NA

Member B38	**5,440 / 8,160 m**	**HEA180**	**Rolled**	**S 355**	**MSN nelinearna**	**0,73 -**

Combination key
MSN nelinearna / MSN nelinearna5 - 1

Partial safety factors		
Resistance of cross-sections	γ_{M0}	1,00
Resistance to instability	γ_{M1}	1,00
Resistance of net sections	γ_{M2}	1,25

Material			
Yield strength	f_y	355,0	MPa
Ultimate strength	f_u	490,0	MPa

Section checks
Section is classified as Class 2

Section checks	Design force	Value	Unit	Resistance	Value	Unit	Unity check [-]
Compression	N_{Ed}	-27,43	kN	$N_{c,Rd}$	1608,15	kN	0,02
Shear V_y	$V_{y,Ed}$	-0,07	kN	$V_{pl,y,Rd}$	726,79	kN	0,00
Shear V_z	$V_{z,Ed}$	1,24	kN	$V_{pl,z,Rd}$	297,60	kN	0,00
Bending M_y	$M_{y,Ed}$	50,08	kNm	$M_{pl,y,Rd}$	115,38	kNm	0,43
Bending M_z	$M_{z,Ed}$	0,79	kNm	$M_{pl,z,Rd}$	55,62	kNm	0,01
Torsion	τ_{Ed}	0,5	MPa	τ_{Rd}	205,0	MPa	0,00

Combined section checks

Combined section checks	Unity check [-]
Bending, Axial force and Shear	0,20

Stability checks
Decisive position for stability classification: 5,440 m
Section is classified as Class 2
Buckling group : BG8

Buckling axis	k	L [m]	N_{cr} [kN]	M_{cr} [kNm]	λ_{rel}	χ
y-y	0,00	0,008	781290321,00		0,00	1,00
z-z	0,00	0,003	2591331443,17		0,00	1,00
LTB	1,00	2,720		288,64	0,63	0,91

Stability checks	Design force	Value	Unit	Resistance	Value	Unit	Unity check [-]
Lateral Torsional Buckling	$M_{y,Ed}$	50,08	kNm	$M_{b,Rd}$	105,57	kNm	0,47

Combined stability checks

Interaction factors	k_{yy}	k_{yz}	k_{zy}	k_{zz}
Value	1,00	0,97	0,52	1,05

Maximum moment $M_{y,Ed}$ is derived from beam B38 position 0,000 m.
Maximum moment $M_{z,Ed}$ is derived from beam B38 position 5,168 m.

Combined stability checks	$M_{y,Ed}$ [kNm]	$M_{z,Ed}$ [kNm]	Unity check [-]
Bending and Axial Compression	-74,38	0,80	0,73

EN 1993-1-1 Code Check
National annex: Slovenian SIST-EN NA

Member B49	**0,000 / 4,628 m**	**RND12**	**Rolled**	**S 355**	**MSN nelinearna**	**0,75 -**

Combination key
MSN nelinearna / Nelinearna analiza3

Partial safety factors		
Resistance of cross-sections	γ_{M0}	1,00
Resistance to instability	γ_{M1}	1,00
Resistance of net sections	γ_{M2}	1,25

Material			
Yield strength	f_y	355,0	MPa
Ultimate strength	f_u	490,0	MPa

Warning: Strength reduction in function of the thickness is not supported for this type of cross-section.

Section checks
Section is classified as Class 3

Section checks	Design force	Value	Unit	Resistance	Value	Unit	Unity check [-]
Tension	N_{Ed}	29,82	kN	$N_{t,Rd}$	39,87	kN	0,75

Combined section checks

Combined section checks	Unity check [-]

EN 1993-1-1 Code Check
National annex: Slovenian SIST-EN NA

Member B55	**2,177 / 4,333 m**	**UPN200**	**Rolled**	**S 355**	**MSN nelinearna**	**0,41 -**

Combination key
MSN nelinearna / MSN nelinearna9 - 1

Partial safety factors		
Resistance of cross-sections	γ_{M0}	1,00
Resistance to instability	γ_{M1}	1,00
Resistance of net sections	γ_{M2}	1,25

Material			
Yield strength	f_y	355,0	MPa
Ultimate strength	f_u	490,0	MPa

Section checks
Section is classified as Class 1

Section checks	Design force	Value	Unit	Resistance	Value	Unit	Unity check [-]
Compression	N_{Ed}	-14,01	kN	$N_{c,Rd}$	1143,10	kN	0,01
Shear V_y	$V_{y,Ed}$	0,02	kN	$V_{pl,y,Rd}$	353,55	kN	0,00
Shear V_z	$V_{z,Ed}$	0,03	kN	$V_{pl,z,Rd}$	353,55	kN	0,00
Bending M_y	$M_{y,Ed}$	-6,20	kNm	$M_{pl,y,Rd}$	80,94	kNm	0,08
Bending M_z	$M_{z,Ed}$	-4,65	kNm	$M_{pl,z,Rd}$	18,39	kNm	0,25
Torsion	τ_{Ed}	0,1	MPa	τ_{Rd}	205,0	MPa	0,00

Combined section checks

Combined section checks	Unity check [-]
Bending, Axial force and Shear	0,34

Stability checks
Decisive position for stability classification: 2,177 m
Section is classified as Class 1
Buckling group : Default

Buckling axis	k	L [m]	N_{cr} [kN]	M_{cr} [kNm]	λ_{rel}	χ
y-y	0,00	0,004	2108182540,09		0,00	1,00
z-z	0,00	0,004	163356552,84		0,00	1,00
LTB	1,00	4,333		56,36	1,28	0,48

Stability checks	Design force	Value	Unit	Resistance	Value	Unit	Unity check [-]
Lateral Torsional Buckling	$M_{y,Ed}$	-6,20	kNm	$M_{b,Rd}$	38,95	kNm	0,16

Combined stability checks

Interaction factors	k_{yy}	k_{yz}	k_{zy}	k_{zz}
Value	1,00	0,95	0,68	1,01

Maximum moment $M_{y,Ed}$ is derived from beam B55 position 2,177 m.
Maximum moment $M_{z,Ed}$ is derived from beam B55 position 2,177 m.

Combined stability checks	$M_{y,Ed}$ [kNm]	$M_{z,Ed}$ [kNm]	Unity check [-]
Bending and Axial Compression	-6,20	-4,65	0,41

EN 1993-1-1 Code Check
National annex: Slovenian SIST-EN NA

Member B58	**2,167 / 4,333 m**	**QRO80X4K**	**Cold formed**	**S 355**	**MSN nelinearna**	**0,08 -**

Note: EN 1993-1-3 article 1.1(3) specifies that this part does not apply to cold formed CHS and RHS sections.
The default EN 1993-1-1 code check is executed instead of the EN 1993-1-3 code check.

Combination key
MSN nelinearna / MSN nelinearna3- 1

Partial safety factors		
Resistance of cross-sections	γ_{M0}	1,00
Resistance to instability	γ_{M1}	1,00
Resistance of net sections	γ_{M2}	1,25

Material			
Yield strength	f_y	355,0	MPa
Ultimate strength	f_u	490,0	MPa

Section checks
Section is classified as Class 1

Section checks	Design force	Value	Unit	Resistance	Value	Unit	Unity check [-]
Compression	N_{Ed}	-21,78	kN	$N_{c,Rd}$	417,05	kN	0,05
Bending M_y	$M_{y,Ed}$	0,00	kNm	$M_{pl,y,Rd}$	11,74	kNm	0,00
Bending M_z	$M_{z,Ed}$	0,35	kNm	$M_{pl,z,Rd}$	11,74	kNm	0,03
Torsion	τ_{Ed}	0,4	MPa	τ_{Rd}	205,0	MPa	0,00

Combined section checks

Combined section checks	Unity check [-]
Bending, Axial force and Shear	0,00

Stability checks
Decisive position for stability classification: 2,167 m
Section is classified as Class 1
Buckling group : BG5

Buckling axis	k	L [m]	N_{cr} [kN]	M_{cr} [kNm]	λ_{rel}	χ
y-y	0,00	0,004	122564866,91		0,00	1,00
z-z	0,00	0,004	122564866,91		0,00	1,00
LTB	1,00	4,333		153,43	0,28	1,00

Combined stability checks

Interaction factors	k_{yy}	k_{yz}	k_{zy}	k_{zz}
Value	0,98	0,59	0,59	0,98

Maximum moment $M_{y,Ed}$ is derived from beam B58 position 2,167 m.
Maximum moment $M_{z,Ed}$ is derived from beam B58 position 2,167 m.

Combined stability checks	$M_{y,Ed}$ [kNm]	$M_{z,Ed}$ [kNm]	Unity check [-]
Bending and Axial Compression	0,00	0,35	0,08

EN 1993-1-1 Code Check
National annex: Slovenian SIST-EN NA

Member B73	**0,600 / 0,600 m**	**HEA140**	**Rolled**	**S 355**	**MSN nelinearna**	**0,33 -**

Combination key
MSN nelinearna / MSN nelinearna4 - 1

Partial safety factors		
Resistance of cross-sections	γ_{M0}	1,00
Resistance to instability	γ_{M1}	1,00
Resistance of net sections	γ_{M2}	1,25

Material			
Yield strength	f_y	355,0	MPa
Ultimate strength	f_u	490,0	MPa

Section checks
Section is classified as Class 1

Section checks	Design force	Value	Unit	Resistance	Value	Unit	Unity check [-]
Compression	N_{Ed}	-47,17	kN	$N_{c,Rd}$	1114,70	kN	0,04
Shear V_y	$V_{y,Ed}$	0,77	kN	$V_{pl,y,Rd}$	507,53	kN	0,00
Shear V_z	$V_{z,Ed}$	29,07	kN	$V_{pl,z,Rd}$	207,16	kN	0,14

Combined section checks

Combined section checks	Unity check [-]

Stability checks
Decisive position for stability classification: 0,600 m
Section is classified as Class 1
Buckling group : Default

Buckling axis	k	L [m]	N_{cr} [kN]	M_{cr} [kNm]	λ_{rel}	χ
y-y	0,00	0,001	59299873109,88		0,00	1,00
z-z	0,00	0,001	22395777320,14		0,00	1,00
LTB	1,00	0,600		2600,69	0,15	1,00

Combined stability checks

Interaction factors	k_{yy}	k_{yz}	k_{zy}	k_{zz}
Value	0,99	0,67	0,51	0,98

Maximum moment $M_{y,Ed}$ is derived from beam B73 position 0,000 m.
Maximum moment $M_{z,Ed}$ is derived from beam B73 position 0,300 m.

Combined stability checks	$M_{y,Ed}$ [kNm]	$M_{z,Ed}$ [kNm]	Unity check [-]
Bending and Axial Compression	-18,00	-0,12	0,33

EN 1993-1-1 Code Check
National annex: Slovenian SIST-EN NA

Member B78	**4,080 / 8,160 m**	**HEA140**	**Rolled**	**S 355**	**MSN nelinearna**	**0,53 -**

Combination key
MSN nelinearna / MSN nelinearna8 - 1

Partial safety factors		
Resistance of cross-sections	γ_{M0}	1,00
Resistance to instability	γ_{M1}	1,00
Resistance of net sections	γ_{M2}	1,25

Material			
Yield strength	f_y	355,0	MPa
Ultimate strength	f_u	490,0	MPa

Section checks
Section is classified as Class 1

Section checks	Design force	Value	Unit	Resistance	Value	Unit	Unity check [-]
Compression	N_{Ed}	-40,71	kN	$N_{c,Rd}$	1114,70	kN	0,04
Shear V_y	$V_{y,Ed}$	2,95	kN	$V_{pl,y,Rd}$	507,53	kN	0,01
Shear V_z	$V_{z,Ed}$	-26,36	kN	$V_{pl,z,Rd}$	207,16	kN	0,13
Bending M_y	$M_{y,Ed}$	-26,11	kNm	$M_{pl,y,Rd}$	61,53	kNm	0,42
Bending M_z	$M_{z,Ed}$	2,32	kNm	$M_{pl,z,Rd}$	30,18	kNm	0,08
Torsion	τ_{Ed}	1,9	MPa	τ_{Rd}	205,0	MPa	0,01

Combined section checks

Combined section checks	Unity check [-]
Bending, Axial force and Shear	0,26

Stability checks
Decisive position for stability classification: 4,080 m
Section is classified as Class 1
Buckling group : Default

Buckling axis	k	L [m]	N_{cr} [kN]	M_{cr} [kNm]	λ_{rel}	χ
y-y	0,00	0,004	1282436702,20		0,00	1,00
z-z	0,00	0,001	8481241115,32		0,00	1,00
LTB	1,00	0,975		1086,99	0,24	1,00

Combined stability checks

Interaction factors	k_{yy}	k_{yz}	k_{zy}	k_{zz}
Value	0,99	0,70	0,53	1,01

Maximum moment $M_{y,Ed}$ is derived from beam B78 position 4,080 m.
Maximum moment $M_{z,Ed}$ is derived from beam B78 position 4,315 m.

Combined stability checks	$M_{y,Ed}$ [kNm]	$M_{z,Ed}$ [kNm]	Unity check [-]
Bending and Axial Compression	-26,11	2,92	0,53

EN 1993-1-1 Code Check
National annex: Slovenian SIST-EN NA

Member B91	**10,833 / 13,000 m**	**HEA120**	**Rolled**	**S 355**	**MSN nelinearna**	**0,60 -**

Combination key
MSN nelinearna / MSN nelinearna5 - 1

Partial safety factors		
Resistance of cross-sections	γ_{M0}	1,00
Resistance to instability	γ_{M1}	1,00
Resistance of net sections	γ_{M2}	1,25

Material			
Yield strength	f_y	355,0	MPa
Ultimate strength	f_u	490,0	MPa

Section checks
Section is classified as Class 1

Section checks	Design force	Value	Unit	Resistance	Value	Unit	Unity check [-]
Compression	N_{Ed}	-1,79	kN	$N_{c,Rd}$	898,15	kN	0,00
Shear V_y	$V_{y,Ed}$	-0,06	kN	$V_{pl,y,Rd}$	410,94	kN	0,00
Shear V_z	$V_{z,Ed}$	3,57	kN	$V_{pl,z,Rd}$	172,58	kN	0,02
Bending M_y	$M_{y,Ed}$	15,36	kNm	$M_{pl,y,Rd}$	42,45	kNm	0,36
Bending M_z	$M_{z,Ed}$	0,07	kNm	$M_{pl,z,Rd}$	20,86	kNm	0,00
Torsion	τ_{Ed}	1,9	MPa	τ_{Rd}	205,0	MPa	0,01

Combined section checks

Combined section checks	Unity check [-]
Bending, Axial force and Shear	0,13

Stability checks
Decisive position for stability classification: 10,833 m
Section is classified as Class 1
Buckling group : BG4

Buckling axis	k	L [m]	N_{cr} [kN]	M_{cr} [kNm]	λ_{rel}	χ
y-y	0,00	0,004	668878755,36		0,00	1,00
z-z	0,00	0,004	254968634,47		0,00	1,00
LTB	1,00	4,333		34,79	1,10	0,66

Stability checks	Design force	Value	Unit	Resistance	Value	Unit	Unity check [-]
Lateral Torsional Buckling	$M_{y,Ed}$	15,36	kNm	$M_{b,Rd}$	27,91	kNm	0,55

Combined stability checks

Interaction factors	k_{yy}	k_{yz}	k_{zy}	k_{zz}
Value	1,00	1,53	0,53	1,01

Maximum moment $M_{y,Ed}$ is derived from beam B91 position 11,267 m.
Maximum moment $M_{z,Ed}$ is derived from beam B91 position 8,667 m.

Combined stability checks	$M_{y,Ed}$ [kNm]	$M_{z,Ed}$ [kNm]	Unity check [-]
Bending and Axial Compression	16,07	0,27	0,60

EN 1993-1-1 Code Check
National annex: Slovenian SIST-EN NA

Member B96	**0,975 / 3,250 m**	**HEA120**	**Rolled**	**S 355**	**MSN nelinearna**	**0,35 -**

Combination key
MSN nelinearna / MSN nelinearna

Partial safety factors		
Resistance of cross-sections	γ_{M0}	1,00
Resistance to instability	γ_{M1}	1,00
Resistance of net sections	γ_{M2}	1,25

Material			
Yield strength	f_y	355,0	MPa
Ultimate strength	f_u	490,0	MPa

Section checks
Section is classified as Class 1

Section checks	Design force	Value	Unit	Resistance	Value	Unit	Unity check [-]
Compression	N_{Ed}	-26,90	kN	$N_{c,Rd}$	898,15	kN	0,03
Shear V_y	$V_{y,Ed}$	-0,39	kN	$V_{pl,y,Rd}$	410,94	kN	0,00
Shear V_z	$V_{z,Ed}$	2,08	kN	$V_{pl,z,Rd}$	172,58	kN	0,01
Bending M_y	$M_{y,Ed}$	8,21	kNm	$M_{pl,y,Rd}$	42,45	kNm	0,19
Bending M_z	$M_{z,Ed}$	0,98	kNm	$M_{pl,z,Rd}$	20,86	kNm	0,05
Torsion	τ_{Ed}	2,0	MPa	τ_{Rd}	205,0	MPa	0,01

Combined section checks

Combined section checks	Unity check [-]
Bending, Axial force and Shear	0,08

Stability checks
Decisive position for stability classification: 0,975 m
Section is classified as Class 1
Buckling group : Default

Buckling axis	k	L [m]	N_{cr} [kN]	M_{cr} [kNm]	λ_{rel}	χ
y-y	0,00	0,003	1189117970,26		0,00	1,00
z-z	0,00	0,003	453277642,13		0,00	1,00
LTB	1,00	3,250		49,64	0,92	0,76

Stability checks	Design force	Value	Unit	Resistance	Value	Unit	Unity check [-]
Lateral Torsional Buckling	$M_{y,Ed}$	8,21	kNm	$M_{b,Rd}$	32,37	kNm	0,25

Combined stability checks

Interaction factors	k_{yy}	k_{yz}	k_{zy}	k_{zz}
Value	0,99	0,85	0,54	1,03

Maximum moment $M_{y,Ed}$ is derived from beam B96 position 1,300 m.
Maximum moment $M_{z,Ed}$ is derived from beam B96 position 0,000 m.

Combined stability checks	$M_{y,Ed}$ [kNm]	$M_{z,Ed}$ [kNm]	Unity check [-]
Bending and Axial Compression	8,64	1,33	0,35

EN 1993-1-1 Code Check
National annex: Slovenian SIST-EN NA

Member B122	**2,695 / 4,650 m**	**HEA140**	**Rolled**	**S 355**	**MSN nelinearna**	**0,37 -**

Combination key
MSN nelinearna / MSN nelinearna14 -1

Partial safety factors		
Resistance of cross-sections	γ_{M0}	1,00
Resistance to instability	γ_{M1}	1,00
Resistance of net sections	γ_{M2}	1,25

Material			
Yield strength	f_y	355,0	MPa
Ultimate strength	f_u	490,0	MPa

Section checks
Section is classified as Class 1

Section checks	Design force	Value	Unit	Resistance	Value	Unit	Unity check [-]
Compression	N_{Ed}	-0,01	kN	$N_{c,Rd}$	1114,70	kN	0,00
Shear V_y	$V_{y,Ed}$	0,59	kN	$V_{pl,y,Rd}$	507,53	kN	0,00
Shear V_z	$V_{z,Ed}$	-7,12	kN	$V_{pl,z,Rd}$	207,16	kN	0,03
Bending M_y	$M_{y,Ed}$	19,25	kNm	$M_{pl,y,Rd}$	61,53	kNm	0,31
Bending M_z	$M_{z,Ed}$	-1,39	kNm	$M_{pl,z,Rd}$	30,18	kNm	0,05
Torsion	τ_{Ed}	1,0	MPa	τ_{Rd}	205,0	MPa	0,00

Combined section checks

Combined section checks	Unity check [-]
Bending, Axial force and Shear	0,14

Stability checks
Decisive position for stability classification: 2,695 m
Section is classified as Class 1
Buckling group : Default

Buckling axis	k	L [m]	N_{cr} [kN]	M_{cr} [kNm]	λ_{rel}	χ
y-y	0,00	0,005	987302778,10		0,00	1,00
z-z	0,00	0,001	8481241115,32		0,00	1,00
LTB	1,00	0,975		705,99	0,30	1,00

Combined stability checks

Interaction factors	k_{yy}	k_{yz}	k_{zy}	k_{zz}
Value	1,00	0,66	0,52	0,91

Maximum moment $M_{y,Ed}$ is derived from beam B122 position 1,720 m.
Maximum moment $M_{z,Ed}$ is derived from beam B122 position 2,695 m.

Combined stability checks	$M_{y,Ed}$ [kNm]	$M_{z,Ed}$ [kNm]	Unity check [-]
Bending and Axial Compression	21,03	-1,39	0,37

EN 1993-1-1 Code Check
National annex: Slovenian SIST-EN NA

Member B130	**2,153 / 4,333 m**	**HEA120**	**Rolled**	**S 355**	**MSN nelinearna**	**0,49 -**

Combination key
MSN nelinearna / MSN nelinearna13 - 1

Partial safety factors		
Resistance of cross-sections	γ_{M0}	1,00
Resistance to instability	γ_{M1}	1,00
Resistance of net sections	γ_{M2}	1,25

Material			
Yield strength	f_y	355,0	MPa
Ultimate strength	f_u	490,0	MPa

Section checks
Section is classified as Class 1

Section checks	Design force	Value	Unit	Resistance	Value	Unit	Unity check [-]
Compression	N_{Ed}	-0,76	kN	$N_{c,Rd}$	898,15	kN	0,00
Shear V_y	$V_{y,Ed}$	-0,03	kN	$V_{pl,y,Rd}$	410,94	kN	0,00
Shear V_z	$V_{z,Ed}$	0,17	kN	$V_{pl,z,Rd}$	172,58	kN	0,00
Bending M_y	$M_{y,Ed}$	15,13	kNm	$M_{pl,y,Rd}$	42,45	kNm	0,36
Bending M_z	$M_{z,Ed}$	0,06	kNm	$M_{pl,z,Rd}$	20,86	kNm	0,00
Torsion	τ_{Ed}	0,5	MPa	τ_{Rd}	205,0	MPa	0,00

Combined section checks

Combined section checks	Unity check [-]
Bending, Axial force and Shear	0,13

Stability checks
Decisive position for stability classification: 2,153 m
Section is classified as Class 1
Buckling group : Default

Buckling axis	k	L [m]	N_{cr} [kN]	M_{cr} [kNm]	λ_{rel}	χ
y-y	0,00	0,004	668878858,27		0,00	1,00
z-z	0,00	0,004	362677433,34		0,00	1,00
LTB	1,00	3,633		44,44	0,98	0,73

Stability checks	Design force	Value	Unit	Resistance	Value	Unit	Unity check [-]
Lateral Torsional Buckling	$M_{y,Ed}$	15,13	kNm	$M_{b,Rd}$	31,03	kNm	0,49

Combined stability checks

Interaction factors	k_{yy}	k_{yz}	k_{zy}	k_{zz}
Value	1,00	1,24	0,52	1,00

Maximum moment $M_{y,Ed}$ is derived from beam B130 position 2,153 m.
Maximum moment $M_{z,Ed}$ is derived from beam B130 position 0,700 m.

Combined stability checks	$M_{y,Ed}$ [kNm]	$M_{z,Ed}$ [kNm]	Unity check [-]
Bending and Axial Compression	15,13	0,10	0,49

EN 1993-1-1 Code Check
National annex: Slovenian SIST-EN NA

Member B136	**2,167 / 4,333 m**	**HEA100**	**Rolled**	**S 355**	**MSN nelinearna**	**0,47 -**

Combination key
MSN nelinearna / MSN nelinearna15 -1

Partial safety factors		
Resistance of cross-sections	γ_{M0}	1,00
Resistance to instability	γ_{M1}	1,00
Resistance of net sections	γ_{M2}	1,25

Material			
Yield strength	f_y	355,0	MPa
Ultimate strength	f_u	490,0	MPa

Section checks
Section is classified as Class 1

Section checks	Design force	Value	Unit	Resistance	Value	Unit	Unity check [-]
Compression	N_{Ed}	-6,64	kN	$N_{c,Rd}$	752,60	kN	0,01
Bending M_y	$M_{y,Ed}$	8,89	kNm	$M_{pl,y,Rd}$	29,44	kNm	0,30
Bending M_z	$M_{z,Ed}$	0,17	kNm	$M_{pl,z,Rd}$	14,60	kNm	0,01
Torsion	τ_{Ed}	0,2	MPa	τ_{Rd}	205,0	MPa	0,00

Combined section checks

Combined section checks	Unity check [-]
Bending, Axial force and Shear	0,10

Stability checks
Decisive position for stability classification: 2,167 m
Section is classified as Class 1
Buckling group : Default

Buckling axis	k	L [m]	N_{cr} [kN]	M_{cr} [kNm]	λ_{rel}	χ
y-y	0,00	0,004	385212233,99		0,00	1,00
z-z	0,00	0,004	147903837,69		0,00	1,00
LTB	1,00	4,333		25,72	1,07	0,67

Stability checks	Design force	Value	Unit	Resistance	Value	Unit	Unity check [-]
Lateral Torsional Buckling	$M_{y,Ed}$	8,89	kNm	$M_{b,Rd}$	19,83	kNm	0,45

Combined stability checks

Interaction factors	k_{yy}	k_{yz}	k_{zy}	k_{zz}
Value	1,00	1,36	0,53	1,03

Maximum moment $M_{y,Ed}$ is derived from beam B136 position 2,167 m.
Maximum moment $M_{z,Ed}$ is derived from beam B136 position 2,167 m.

Combined stability checks	$M_{y,Ed}$ [kNm]	$M_{z,Ed}$ [kNm]	Unity check [-]
Bending and Axial Compression	8,89	0,17	0,47

EN 1993-1-1 Code Check
National annex: Slovenian SIST-EN NA

Member B150	**0,600 / 0,600 m**	**HEA120**	**Rolled**	**S 355**	**MSN nelinearna**	**0,01 -**

Combination key
MSN nelinearna / MSN nelinearna3- 4

Partial safety factors		
Resistance of cross-sections	γ_{M0}	1,00
Resistance to instability	γ_{M1}	1,00
Resistance of net sections	γ_{M2}	1,25

Material			
Yield strength	f_y	355,0	MPa
Ultimate strength	f_u	490,0	MPa

Section checks
Section is classified as Class 1

Section checks	Design force	Value	Unit	Resistance	Value	Unit	Unity check [-]
Compression	N_{Ed}	-1,22	kN	$N_{c,Rd}$	898,15	kN	0,00
Shear V_y	$V_{y,Ed}$	-0,19	kN	$V_{pl,y,Rd}$	410,94	kN	0,00
Shear V_z	$V_{z,Ed}$	0,03	kN	$V_{pl,z,Rd}$	172,58	kN	0,00

Combined section checks

Combined section checks	Unity check [-]

Stability checks
Decisive position for stability classification: 0,600 m
Section is classified as Class 1
Buckling group : Default

Buckling axis	k	L [m]	N_{cr} [kN]	M_{cr} [kNm]	λ_{rel}	χ
y-y	0,00	0,001	34889051557,84		0,00	1,00
z-z	0,00	0,001	13299291930,47		0,00	1,00
LTB	1,00	0,600		574,19	0,27	1,00

Combined stability checks

Interaction factors	k_{yy}	k_{yz}	k_{zy}	k_{zz}
Value	1,00	0,69	0,52	1,00

Maximum moment $M_{y,Ed}$ is derived from beam B150 position 0,300 m.
Maximum moment $M_{z,Ed}$ is derived from beam B150 position 0,000 m.

Combined stability checks	$M_{y,Ed}$ [kNm]	$M_{z,Ed}$ [kNm]	Unity check [-]
Bending and Axial Compression	0,00	0,13	0,01

10.2. NSK - Overall check

Values: **UC**Overall
Nonlinear calculation
Class: MSN nelinearna
Coordinate system: Principal
Extreme 1D: Cross-section
Selection: All
There are 2 warnings on selected members. 2 of them are shown.

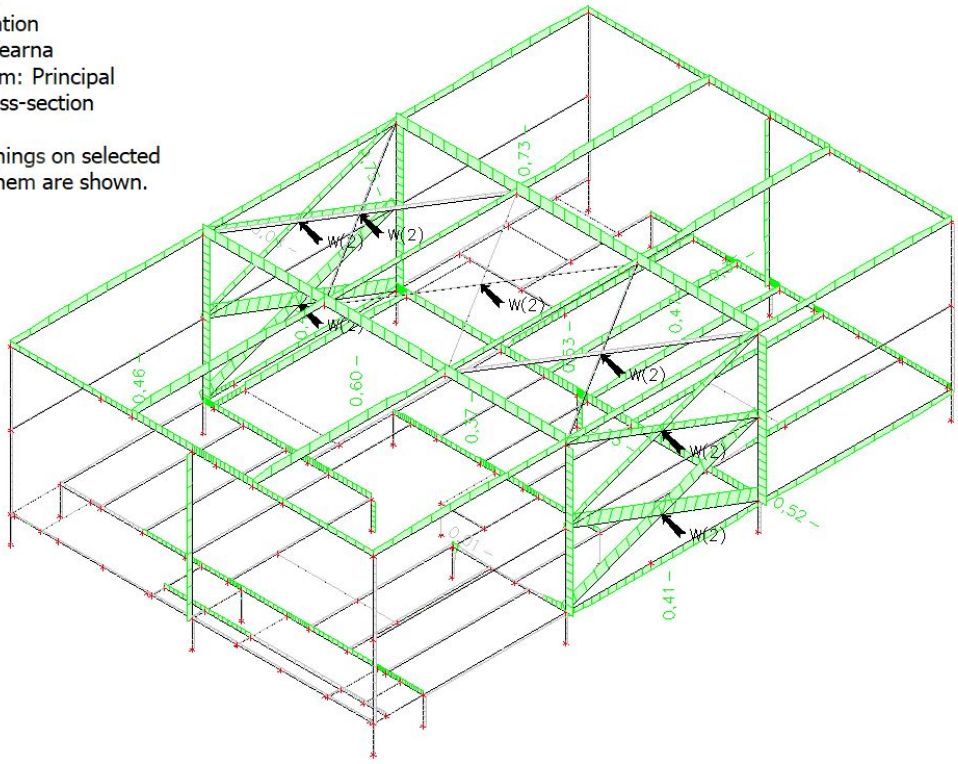

10.3. NSK - Section check

Values: **UC**Sec
Nonlinear calculation
Class: MSN nelinearna
Coordinate system: Principal
Extreme 1D: Cross-section
Selection: All
There are 2 warnings on selected members. 2 of them are shown.

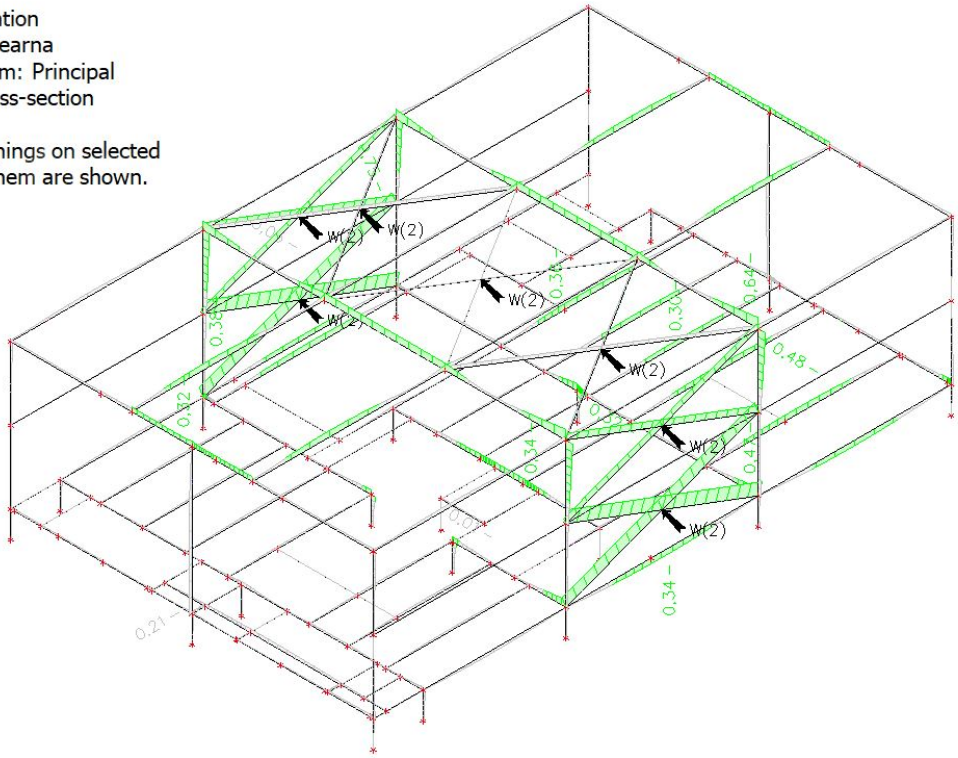

10.4. NSK - Stability check

Values: **UCStab**
Nonlinear calculation
Class: MSN nelinearna
Coordinate system: Principal
Extreme 1D: Cross-section
Selection: All
There are 2 warnings on selected members. 2 of them are shown.

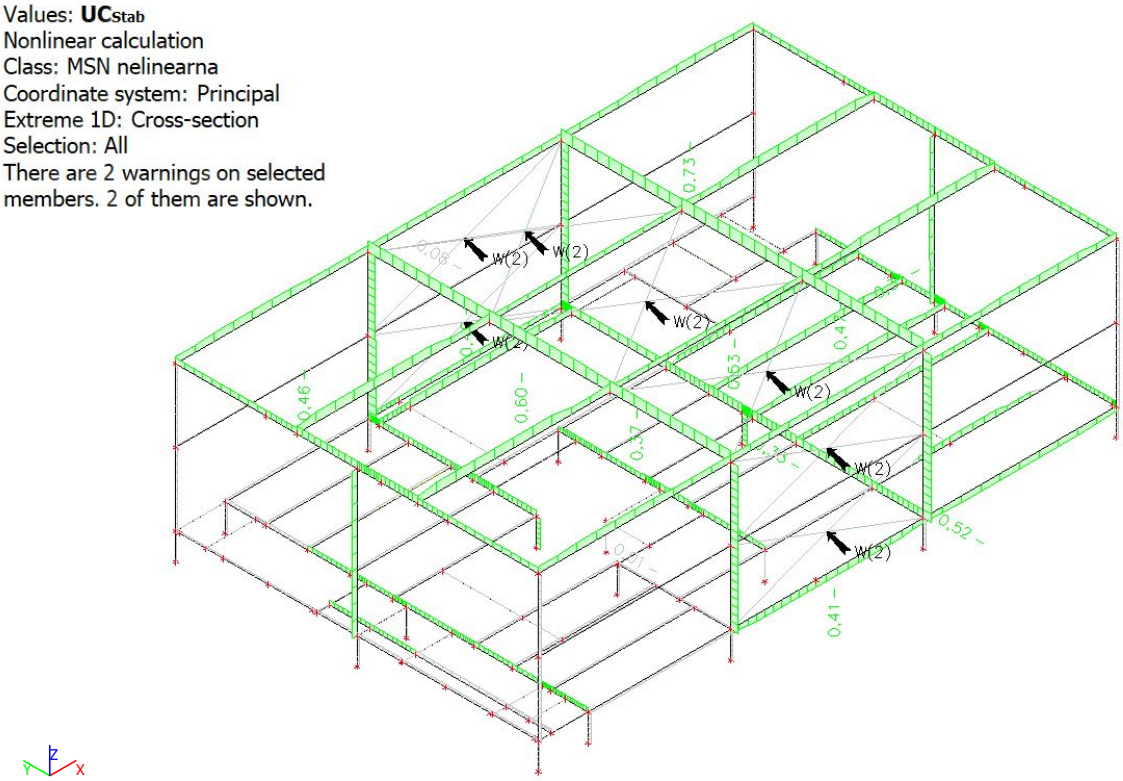

1. Kazalo

1. Kazalo 555
2. Materiali 556
3. Prerezi 556
4. Elementi 558
5. Vozlišča 558
6. 3D model 559
7. Obtežni primeri 563
7.1. Obtežni primeri - Lastna 563
7.2. Obtežni primeri - Stalna 564
7.3. Obtežni primeri - Koristna 1 565
8. Obtežne kombinacije z NSK in pomiki 566
8.1. Obtežne kombinacije z NSK in pomiki - MSN nelinearna 566
8.1.1. 1D internal forces 566
9. Dimenzioniranje Jekla 570
9.1. EC-EN 1993 Steel check ULS 570
9.2. NSK - Overall check 573
9.3. NSK - Section check 573
9.4. NSK - Stability check 574
10. Komentar 574

2. Materiali

Steel EC3

Name	ρ [kg/m³]	E_{mod} [MPa]	μ	Lower limit [mm]	Upper limit [mm]	F_y [MPa]	F_u [MPa]	Colour
		G_{mod} [MPa]	α [m/mK]					
S 235	7850,00	2,1000e+05	0,3	0	40	235,0	360,0	
		8,0769e+04	0,01e-003	40	80	215,0	360,0	

3. Prerezi

Steber		
Type	QRO120X5	
Formcode	2 - Rectangular hollow section	
Shape type	Thin-walled	
Item material	S 235	
Fabrication	rolled	
Colour		
Flexural buckling y-y, Flexural buckling z-z	a	a
A [m²]	2,2600e-03	
A_y [m²], A_z [m²]	1,1303e-03	1,1303e-03
A_L [m²/m], A_D [m²/m]	4,6800e-01	9,0448e-01
$c_{Y.UCS}$ [mm], $c_{Z.UCS}$ [mm]	60	60
α [deg]	0,00	
I_y [m⁴], I_z [m⁴]	4,9500e-06	4,9500e-06
i_y [mm], i_z [mm]	47	47
$W_{el.y}$ [m³], $W_{el.z}$ [m³]	8,2400e-05	8,2400e-05
$W_{pl.y}$ [m³], $W_{pl.z}$ [m³]	9,7000e-05	9,7000e-05
$M_{pl.y.+}$ [Nm], $M_{pl.y.-}$ [Nm]	22780,43	22780,43
$M_{pl.z.+}$ [Nm], $M_{pl.z.-}$ [Nm]	22780,43	22780,43
d_y [mm], d_z [mm]	0	0
I_t [m⁴], I_w [m⁶]	7,7100e-06	1,0368e-08
β_y [mm], β_z [mm]	0	0
Picture	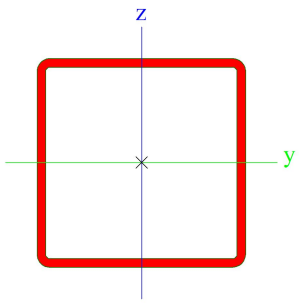	

Primarec		
Type	QRO120X5	
Formcode	2 - Rectangular hollow section	
Shape type	Thin-walled	
Item material	S 235	
Fabrication	rolled	
Colour		
Flexural buckling y-y, Flexural buckling z-z	a	a
A [m²]	2,2600e-03	
A_y [m²], A_z [m²]	1,1303e-03	1,1303e-03
A_L [m²/m], A_D [m²/m]	4,6800e-01	9,0448e-01
$c_{Y.UCS}$ [mm], $c_{Z.UCS}$ [mm]	60	60
α [deg]	0,00	
I_y [m⁴], I_z [m⁴]	4,9500e-06	4,9500e-06
i_y [mm], i_z [mm]	47	47
$W_{el.y}$ [m³], $W_{el.z}$ [m³]	8,2400e-05	8,2400e-05
$W_{pl.y}$ [m³], $W_{pl.z}$ [m³]	9,7000e-05	9,7000e-05
$M_{pl.y.+}$ [Nm], $M_{pl.y.-}$ [Nm]	22780,43	22780,43
$M_{pl.z.+}$ [Nm], $M_{pl.z.-}$ [Nm]	22780,43	22780,43

d_y [mm], d_z [mm]	0	0
I_t [m^4], I_w [m^6]	7,7100e-06	1,0368e-08
β_y [mm], β_z [mm]	0	0
Picture	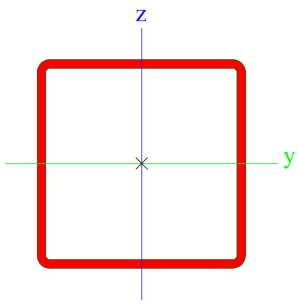	
Zatega		
Type	RND12	
Formcode	11 - Full circular section	
Shape type	Thick-walled	
Item material	S 235	
Fabrication	rolled	
Colour		
Flexural buckling y-y, Flexural buckling z-z	c	c
A [m^2]	1,1300e-04	
A_y [m^2], A_z [m^2]	9,6875e-05	9,6875e-05
A_L [m^2/m], A_D [m^2/m]	3,7000e-02	3,7697e-02
$c_{Y.UCS}$ [mm], $c_{Z.UCS}$ [mm]	6	6
α [deg]	0,00	
I_y [m^4], I_z [m^4]	1,0200e-09	1,0200e-09
i_y [mm], i_z [mm]	3	3
$W_{el.y}$ [m^3], $W_{el.z}$ [m^3]	1,7000e-07	1,7000e-07
$W_{pl.y}$ [m^3], $W_{pl.z}$ [m^3]	2,8800e-07	2,8800e-07
$M_{pl.y.+}$ [Nm], $M_{pl.y.-}$ [Nm]	67,66	67,66
$M_{pl.z.+}$ [Nm], $M_{pl.z.-}$ [Nm]	67,66	67,66
d_y [mm], d_z [mm]	0	0
I_t [m^4], I_w [m^6]	2,0339e-09	0,0000e+00
β_y [mm], β_z [mm]	0	0
Picture	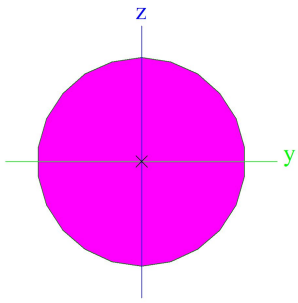	

Explanations of symbols	
Formcode	h - Height b - Width s - Thickness r - Outer radius r1 - Inner radius
A	Area
A_y	Shear Area in principal y-direction
A_z	Shear Area in principal z-direction
A_L	Circumference per unit length
A_D	Drying surface per unit length
$c_{Y.UCS}$	Centroid coordinate in Y-direction of Input axis system
$c_{Z.UCS}$	Centroid coordinate in Z-direction of Input axis system
$I_{Y.LCS}$	Second moment of area about the

Explanations of symbols	
	YLCS axis
$I_{Z.LCS}$	Second moment of area about the ZLCS axis
$I_{YZ.LCS}$	Product moment of area in the LCS system
α	Rotation angle of the principal axis system
I_y	Second moment of area about the principal y-axis
I_z	Second moment of area about the principal z-axis
i_y	Radius of gyration about the principal y-axis
i_z	Radius of gyration about the principal z-axis

Explanations of symbols	
$W_{el.y}$	Elastic section modulus about the principal y-axis
$W_{el.z}$	Elastic section modulus about the principal z-axis
$W_{pl.y}$	Plastic section modulus about the principal y-axis
$W_{pl.z}$	Plastic section modulus about the principal z-axis
$M_{pl.y.+}$	Plastic moment about the principal y-axis for a positive My moment
$M_{pl.y.-}$	Plastic moment about the principal y-axis for a negative My moment
$M_{pl.z.+}$	Plastic moment about the principal z-axis for a positive Mz moment

Explanations of symbols	
$M_{pl.z.-}$	Plastic moment about the principal z-axis for a negative Mz moment
d_y	Shear center coordinate in principal y-direction measured from the centroid
d_z	Shear center coordinate in principal z-direction measured from the centroid
I_t	Torsional constant
I_w	Warping constant
β_y	Mono-symmetry constant about the principal y-axis
β_z	Mono-symmetry constant about the principal z-axis

4. Elementi

Name	Cross-section	Material	Length [m]	Beg. node	End node	Type
B1	Steber - QRO120X5	S 235	3,970	N125	N126	column (100)
B2	Steber - QRO120X5	S 235	2,600	N127	N128	column (100)
B3	Primarec - QRO120X5	S 235	1,860	N129	N130	beam (80)
B4	Primarec - QRO120X5	S 235	2,330	N130	N131	beam (80)
B5	Primarec - QRO120X5	S 235	2,330	N126	N132	beam (80)
B6	Steber - QRO120X5	S 235	4,260	N126	N133	column (100)
B7	Steber - QRO120X5	S 235	2,600	N134	N135	column (100)
B8	Primarec - QRO120X5	S 235	2,330	N137	N136	beam (80)
B9	Primarec - QRO120X5	S 235	1,860	N1	N137	beam (80)
B10	Primarec - QRO120X5	S 235	2,330	N133	N138	beam (80)
B11	Primarec - QRO120X5	S 235	1,860	N139	N133	beam (80)
B12	Primarec - QRO120X5	S 235	1,860	N140	N126	beam (80)
B13	Steber - QRO120X5	S 235	4,120	N133	N141	column (100)
B15	Steber - QRO120X5	S 235	4,120	N139	N143	column (100)
B16	Steber - QRO120X5	S 235	4,120	N144	N145	column (100)
B17	Primarec - QRO120X5	S 235	1,860	N146	N147	beam (80)
B18	Primarec - QRO120X5	S 235	2,330	N147	N148	beam (80)
B19	Primarec - QRO120X5	S 235	2,330	N146	N149	beam (80)
B20	Primarec - QRO120X5	S 235	1,860	N149	N148	beam (80)
B21	Steber - QRO120X5	S 235	2,750	N150	N151	column (100)
B22	Primarec - QRO120X5	S 235	1,860	N145	N152	beam (80)
B23	Primarec - QRO120X5	S 235	2,330	N141	N152	beam (80)
B24	Primarec - QRO120X5	S 235	2,330	N143	N145	beam (80)
B25	Primarec - QRO120X5	S 235	1,860	N143	N141	beam (80)
B27	Primarec - QRO120X5	S 235	2,330	N155	N156	beam (80)
B28	Zatega - RND12	S 235	2,509	N145	N155	roof bracing (0)
B29	Zatega - RND12	S 235	2,509	N143	N156	roof bracing (0)
B30	Zatega - RND12	S 235	2,509	N156	N141	roof bracing (0)
B31	Zatega - RND12	S 235	2,509	N155	N152	roof bracing (0)
B32	Primarec - QRO120X5	S 235	2,330	N159	N160	beam (80)
B33	Primarec - QRO120X5	S 235	0,475	N158	N161	beam (80)

5. Vozlišča

Name	Coord X [m]	Coord Y [m]	Coord Z [m]
N125	2,330	0,000	0,000
N126	2,330	0,000	3,970
N127	2,330	1,385	0,000
N128	2,330	1,385	2,600
N129	2,330	1,860	2,600
N130	2,330	0,000	2,600
N131	0,000	0,000	2,600
N132	0,000	0,000	3,970
N133	2,330	0,000	8,230
N134	2,330	1,385	3,970
N135	2,330	1,385	6,570

Name	Coord X [m]	Coord Y [m]	Coord Z [m]
N136	0,000	0,000	6,570
N137	2,330	0,000	6,570
N1	2,330	1,860	6,570
N138	0,000	0,000	8,230
N139	2,330	1,860	8,230
N140	2,330	1,860	3,970
N141	2,330	0,000	12,350
N143	2,330	1,860	12,350
N144	0,000	1,860	8,230
N145	0,000	1,860	12,350
N146	2,330	1,860	10,980

Name	Coord X [m]	Coord Y [m]	Coord Z [m]
N147	2,330	0,000	10,980
N148	0,000	0,000	10,980
N149	0,000	1,860	10,980
N150	0,000	1,385	8,230
N151	0,000	1,385	10,980
N152	0,000	0,000	12,350
N155	2,330	0,930	12,350

Name	Coord X [m]	Coord Y [m]	Coord Z [m]
N156	0,000	0,930	12,350
N157	0,000	0,000	0,000
N158	2,330	1,860	0,450
N159	2,330	0,000	0,450
N160	0,000	0,000	0,450
N161	2,330	1,385	0,450
N162	2,330	1,860	0,000

6. 3D model

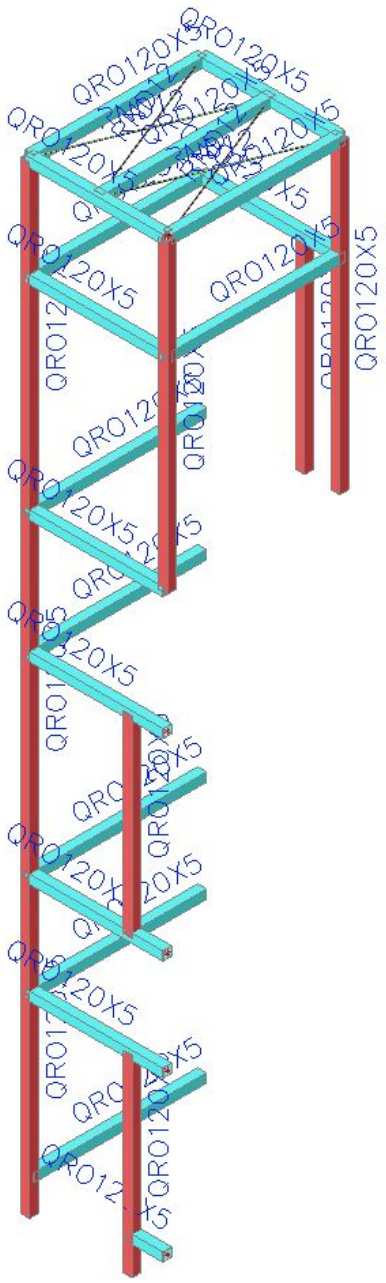

Section – 1

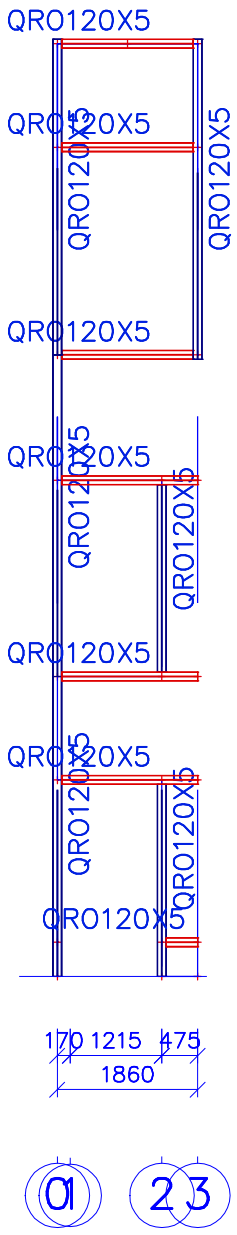
QRO120X5
QRO120X5
QRO120X5
QRO120X5
QRO120X5
QRO120X5
QRO120X5
QRO120X5
QRO120X5
QRO120X5
QRO120X5
QRO120X5
170 1215 475
1860
01
23

Section – 0

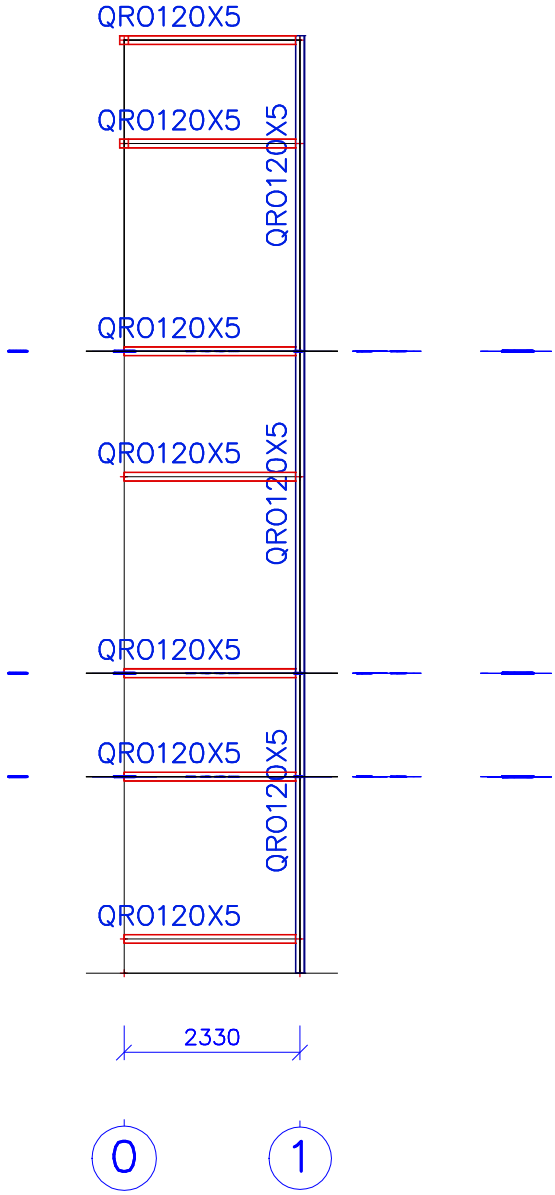
QRO120X5
QRO120X5
QRO120X5
QRO120X5
QRO120X5
QRO120X5
QRO120X5
QRO120X5
QRO120X5
QRO120X5
QRO120X5
2330
0
1

Section – 2

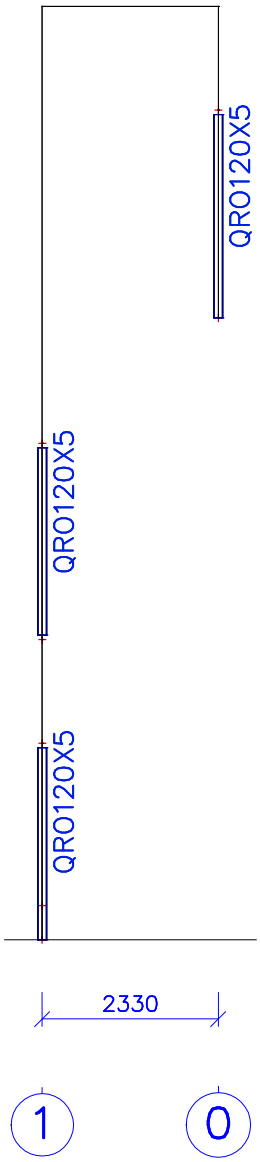

Section – 3

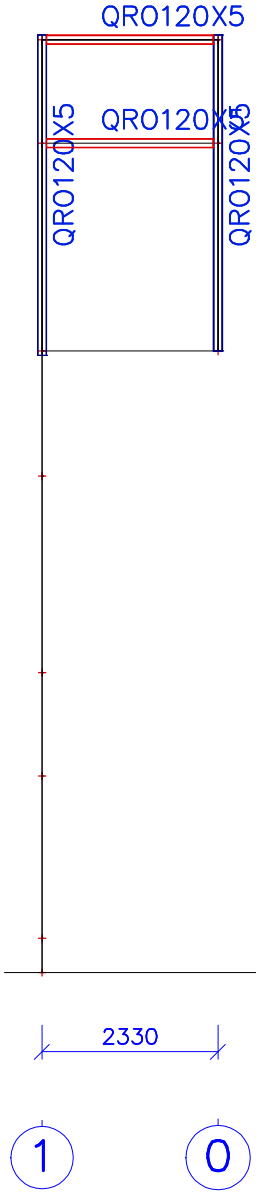

7. Obtežni primeri

7.1. Obtežni primeri - Lastna

Name	Description	Action type	Load group	Direction
	Spec	Load type		
Lastna		Permanent	Lastna in stalna	-Z
		Self weight		

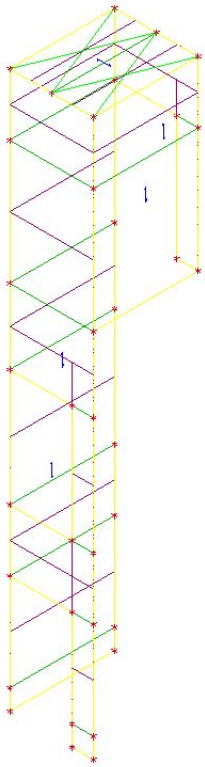

7.2. Obtežni primeri - Stalna

Name	Description	Action type	Load group
	Spec	Load type	
Stalna		Permanent	Lastna in stalna
		Standard	

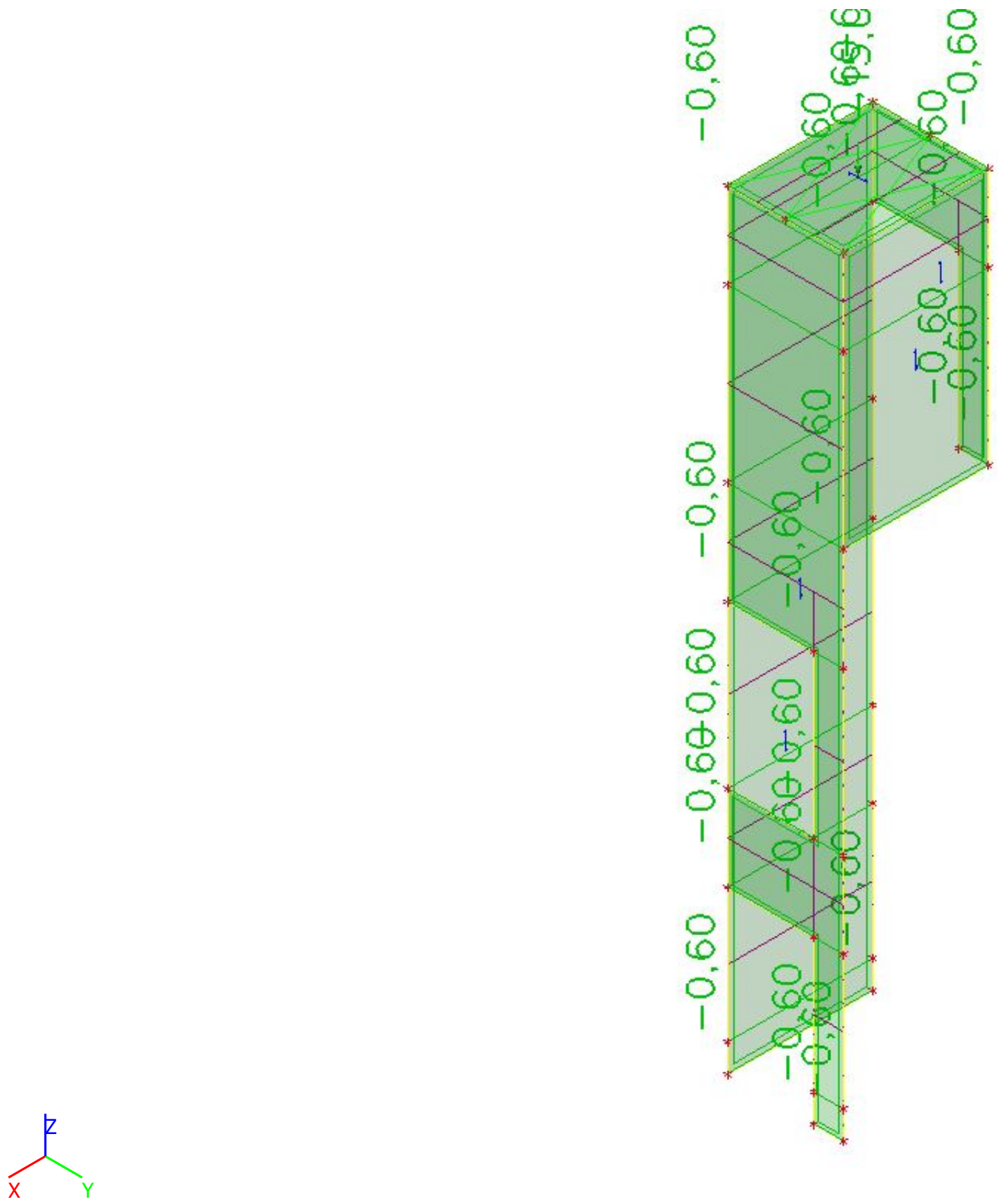

7.3. Obtežni primeri - Koristna 1

Name	Description	Action type	Load group	Duration	Master load case
	Spec	Load type			
Koristna 1		Variable	Koristna	Medium	None
	Standard	Static			

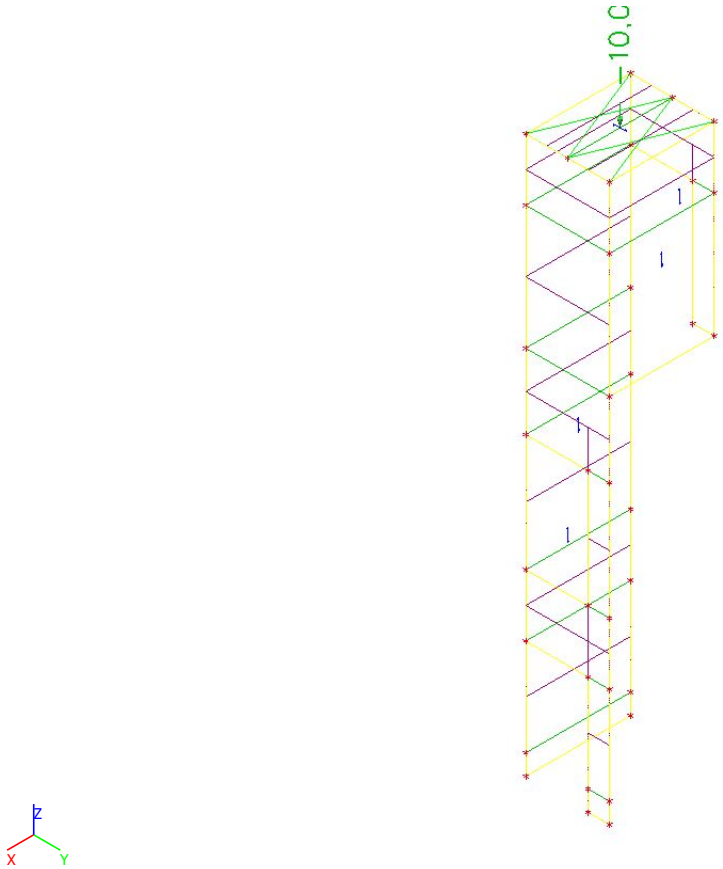

8. Obtežne kombinacije z NSK in pomiki

8.1. Obtežne kombinacije z NSK in pomiki - MSN nelinearna

Name	List
MSN nelinearna	MSN nelinearna
	MSN nelinearna1
	MSN nelinearna2
	Nelinearna MSN
	Nelinearna MSN1

8.1.1. 1D internal forces

Nonlinear calculation
Class: MSN nelinearna
Coordinate system: Principal
Extreme 1D: Global
Selection: All

Name	dx [m]	Case	N [kN]	V_y [kN]	V_z [kN]	M_x [kNm]	M_y [kNm]	M_z [kNm]
B15	0,000	MSN nelinearna2	**-17,77**	-0,09	0,00	0,03	-0,03	0,22
B1	3,970	MSN nelinearna	**2,23**	-0,01	0,00	0,00	0,00	-0,01
B13	0,000	MSN nelinearna2	-16,32	**0,10**	-0,01	0,03	0,01	-0,18
B27	2,330	MSN nelinearna2	0,00	0,00	**-18,78**	-0,02	0,00	0,00
B27	0,000	MSN nelinearna2	0,00	0,00	**18,78**	-0,02	0,00	0,00
B25	0,000	MSN nelinearna2	0,08	0,01	10,15	**-0,06**	0,00	-0,01
B20	0,475-	MSN	0,05	-0,01	-1,54	**0,21**	**-0,39**	0,00

Name	dx [m]	Case	N [kN]	V_y [kN]	V_z [kN]	M_x [kNm]	M_y [kNm]	M_z [kNm]
		nelinearna2						
B27	1,165-	MSN nelinearna2	0,00	0,00	17,63	-0,02	**21,20**	0,00
B6	4,260	MSN nelinearna2	2,22	**-0,13**	-0,01	0,01	-0,01	**-0,18**
B15	0,000	MSN nelinearna	-14,02	-0,09	0,00	0,03	-0,03	**0,22**

Values: **N**
Nonlinear calculation
Class: MSN nelinearna
Coordinate system: Principal
Extreme 1D: Global
Selection: All

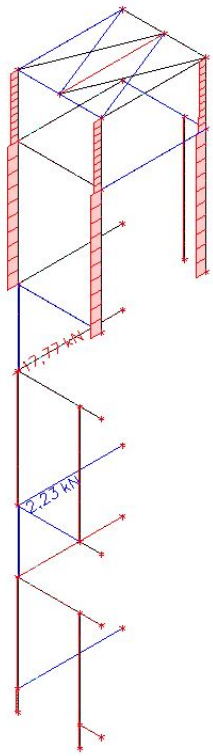

Values: $\mathbf{V_z}$
Nonlinear calculation
Class: MSN nelinearna
Coordinate system: Principal
Extreme 1D: Global
Selection: All

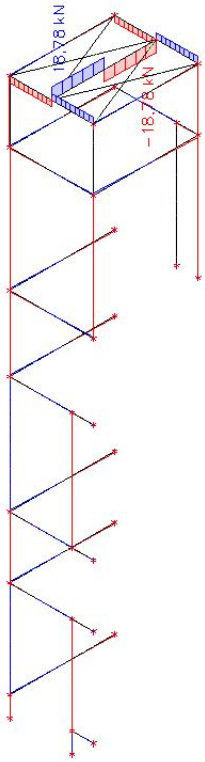

Values: $\mathbf{M_y}$
Nonlinear calculation
Class: MSN nelinearna
Coordinate system: Principal
Extreme 1D: Global
Selection: All

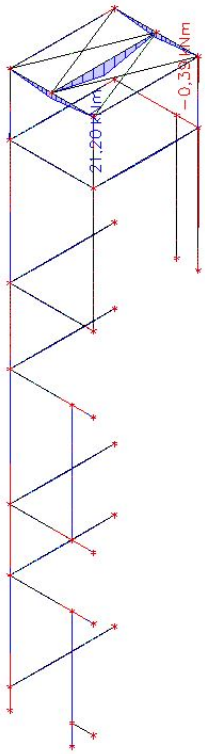

Values: u_x
Nonlinear calculation
Class: MSN nelinearna
Coordinate system: Global
Extreme 1D: Global
Selection: All

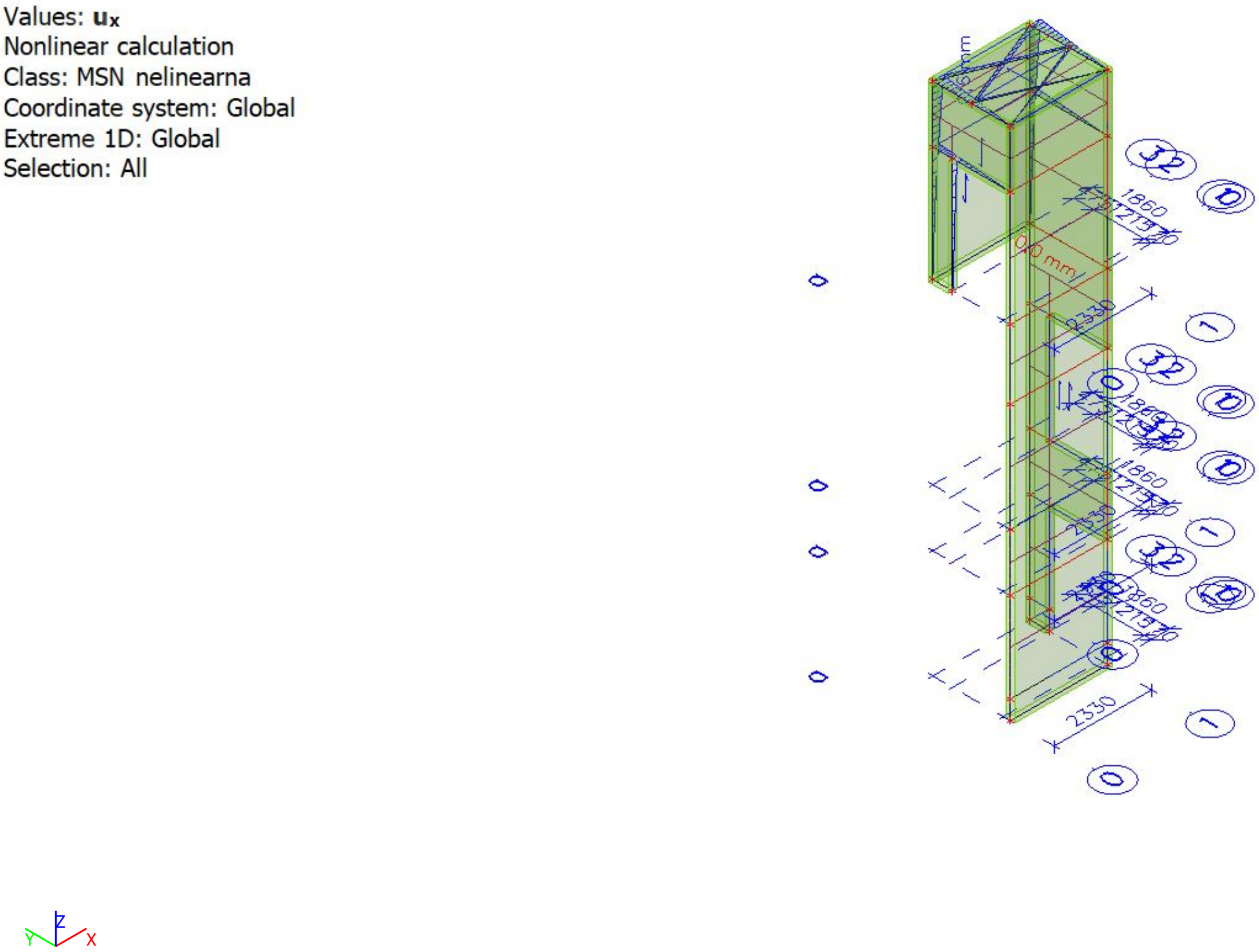

Values: u_y
Nonlinear calculation
Class: MSN nelinearna
Coordinate system: Global
Extreme 1D: Global
Selection: All

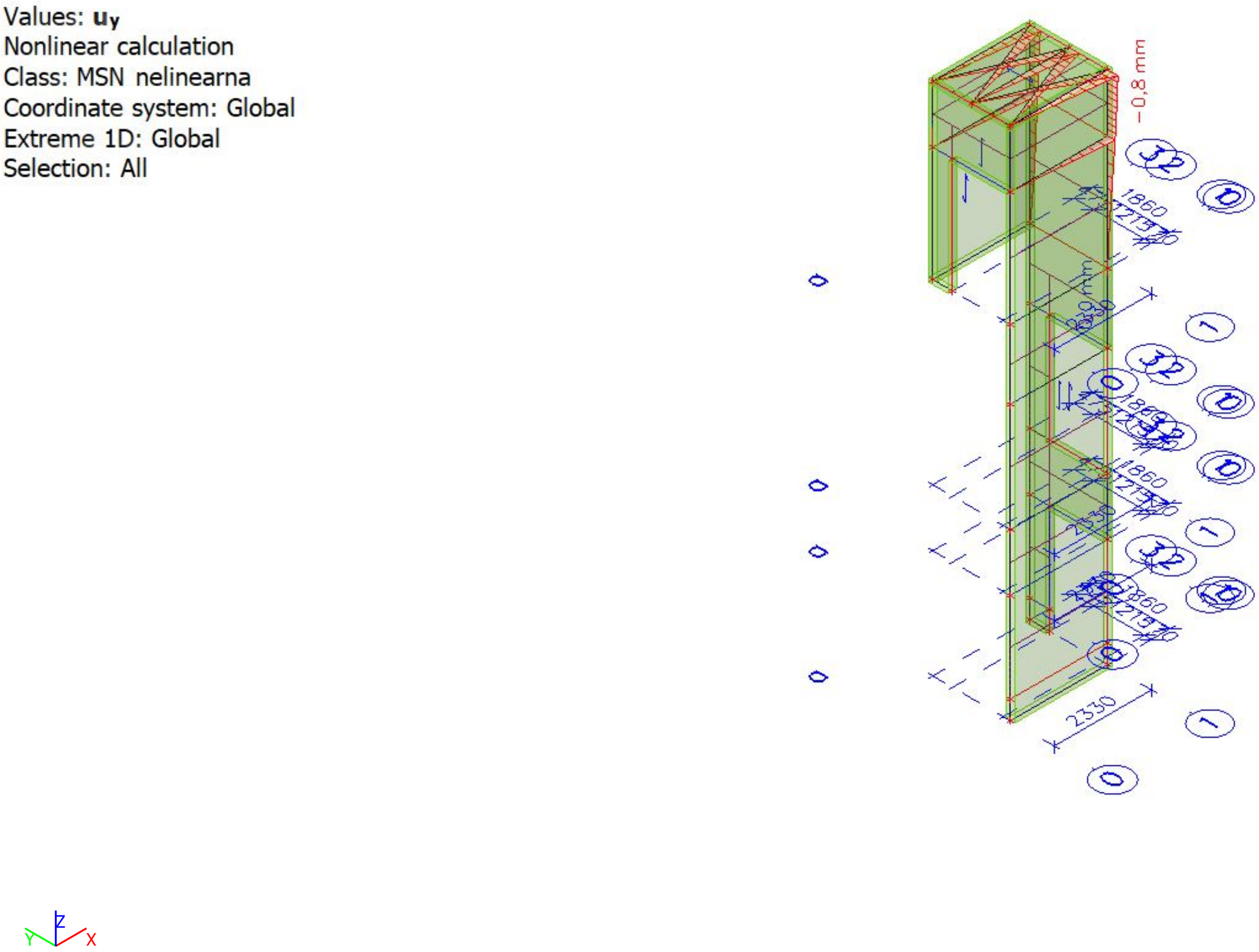

Values: u_z
Nonlinear calculation
Class: MSN nelinearna
Coordinate system: Global
Extreme 1D: Global
Selection: All

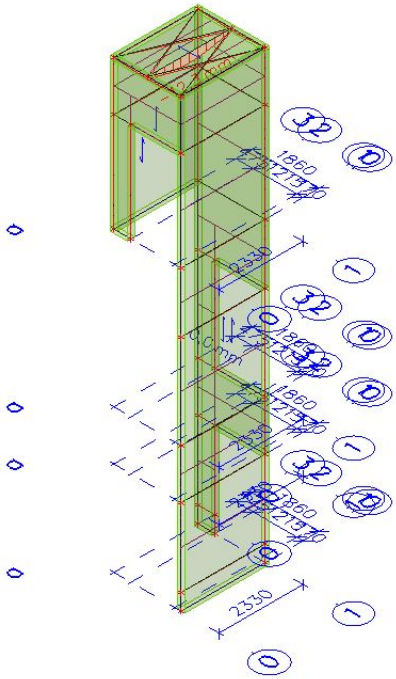

9. Dimenzioniranje Jekla

9.1. EC-EN 1993 Steel check ULS

Values: **$UC_{Overall}$**
Nonlinear calculation
Class: MSN nelinearna
Coordinate system: Principal
Extreme 1D: Cross-section
Selection: All

EN 1993-1-1 Code Check
National annex: Slovenian SIST-EN NA

Member B16	**0,000 / 4,120 m**	**QRO120X5**	**Rolled**	**S 235**	**MSN nelinearna**	**0,08 -**

Combination key
MSN nelinearna / MSN nelinearna2

Partial safety factors		
Resistance of cross-sections	γ_{M0}	1,00
Resistance to instability	γ_{M1}	1,00
Resistance of net sections	γ_{M2}	1,25

Material			
Yield strength	f_y	235,0	MPa
Ultimate strength	f_u	360,0	MPa

Section checks
Section is classified as Class 1

Section checks	Design force	Value	Unit	Resistance	Value	Unit	Unity check [-]
Compression	N_{Ed}	-15,87	kN	$N_{c,Rd}$	531,10	kN	0,03
Shear V_y	$V_{y,Ed}$	0,00	kN	$V_{pl,y,Rd}$	153,32	kN	0,00
Shear V_z	$V_{z,Ed}$	-0,04	kN	$V_{pl,z,Rd}$	153,32	kN	0,00

Combined section checks

Combined section checks	Unity check [-]

Stability checks
Decisive position for stability classification: 0,000 m
Section is classified as Class 1
Buckling group : Default

Buckling axis	k	L [m]	N_{cr} [kN]	M_{cr} [kNm]	λ_{rel}	χ
y-y	2,33	6,407	249,96		1,46	0,39
z-z	0,79	2,164	2191,54		0,49	0,93
LTB	1,00	2,750		1630,58	0,12	1,00

Stability checks	Design force	Value	Unit	Resistance	Value	Unit	Unity check [-]
Flexural buckling	N_{Ed}	-15,87	kN	$N_{b,Rd}$	207,60	kN	0,08

Combined stability checks

Interaction factors	k_{yy}	k_{yz}	k_{zy}	k_{zz}
Value	0,81	0,47	0,52	0,80

Maximum moment $M_{y,Ed}$ is derived from beam B16 position 2,750 m.
Maximum moment $M_{z,Ed}$ is derived from beam B16 position 2,750 m.

Combined stability checks	$M_{y,Ed}$ [kNm]	$M_{z,Ed}$ [kNm]	Unity check [-]
Bending and Axial Compression	-0,11	-0,01	0,08

EN 1993-1-1 Code Check
National annex: Slovenian SIST-EN NA

Member B27	**1,165 / 2,330 m**	**QRO120X5**	**Rolled**	**S 235**	**MSN nelinearna**	**0,93 -**

Combination key
MSN nelinearna / MSN nelinearna2

Partial safety factors		
Resistance of cross-sections	γ_{M0}	1,00
Resistance to instability	γ_{M1}	1,00
Resistance of net sections	γ_{M2}	1,25

Material			
Yield strength	f_y	235,0	MPa
Ultimate strength	f_u	360,0	MPa

Section checks
Section is classified as Class 1

Section checks	Design force	Value	Unit	Resistance	Value	Unit	Unity check [-]
Compression	N_{Ed}	0,00	kN	$N_{c,Rd}$	531,10	kN	0,00
Shear V_y	$V_{y,Ed}$	0,00	kN	$V_{pl,y,Rd}$	153,32	kN	0,00
Shear V_z	$V_{z,Ed}$	17,63	kN	$V_{pl,z,Rd}$	153,32	kN	0,11
Bending M_y	$M_{y,Ed}$	21,20	kNm	$M_{pl,y,Rd}$	22,80	kNm	0,93
Bending M_z	$M_{z,Ed}$	0,00	kNm	$M_{pl,z,Rd}$	22,80	kNm	0,00
Torsion	τ_{Ed}	0,1	MPa	τ_{Rd}	135,7	MPa	0,00

Combined section checks

Combined section checks	Unity check [-]
Bending, Axial force and Shear	0,89

Stability checks
Decisive position for stability classification: 1,165 m
Section is classified as Class 1
Buckling group : Default

Buckling axis	k	L [m]	N_{cr} [kN]	M_{cr} [kNm]	λ_{rel}	χ
y-y	1,00	2,330	1889,78		0,53	1,00
z-z	0,99	2,296	1945,83		0,52	1,00
LTB	1,00	2,330		1373,84	0,13	1,00

Combined stability checks

Interaction factors	k_{yy}	k_{yz}	k_{zy}	k_{zz}
Value	1,00	0,37	0,60	0,62

Maximum moment $M_{y,Ed}$ is derived from beam B27 position 1,165 m.
Maximum moment $M_{z,Ed}$ is derived from beam B27 position 0,000 m.

Combined stability checks	$M_{y,Ed}$ [kNm]	$M_{z,Ed}$ [kNm]	Unity check [-]
Bending and Axial Compression	21,20	0,00	0,93

EN 1993-1-1 Code Check
National annex: Slovenian SIST-EN NA

Member B31	**0,000 / 2,509 m**	**RND12**	**Rolled**	**S 235**	**MSN nelinearna**	**0,00 -**

Combination key
MSN nelinearna / MSN nelinearna2

Partial safety factors		
Resistance of cross-sections	γ_{M0}	1,00
Resistance to instability	γ_{M1}	1,00
Resistance of net sections	γ_{M2}	1,25

Material			
Yield strength	f_y	235,0	MPa
Ultimate strength	f_u	360,0	MPa

Warning: Strength reduction in function of the thickness is not supported for this type of cross-section.

Section checks
Section is classified as Class 3

Section checks	Design force	Value	Unit	Resistance	Value	Unit	Unity check [-]
Tension	N_{Ed}	0,02	kN	$N_{t,Rd}$	26,55	kN	0,00

Combined section checks

Combined section checks	Unity check [-]

9.2. NSK - Overall check

Values: **UC**$_{Overall}$
Nonlinear calculation
Class: MSN nelinearna
Coordinate system: Principal
Extreme 1D: Cross-section
Selection: All
There are 2 warnings on selected members. 2 of them are shown.

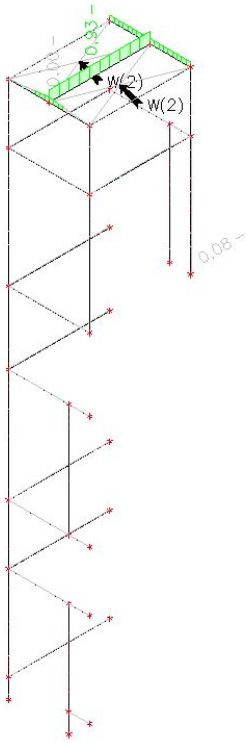

9.3. NSK - Section check

Values: **UC**$_{Sec}$
Nonlinear calculation
Class: MSN nelinearna
Coordinate system: Principal
Extreme 1D: Cross-section
Selection: All
There are 2 warnings on selected members. 2 of them are shown.

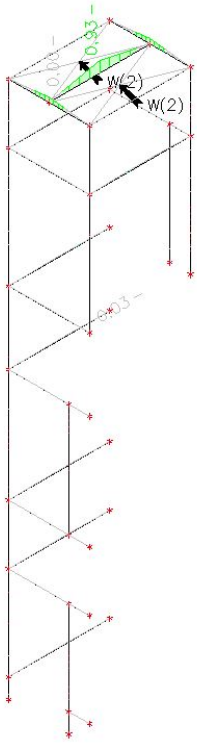

9.4. NSK - Stability check

Values: **UC**$_{Stab}$
Nonlinear calculation
Class: MSN nelinearna
Coordinate system: Principal
Extreme 1D: Cross-section
Selection: All
There are 2 warnings on selected members. 2 of them are shown.

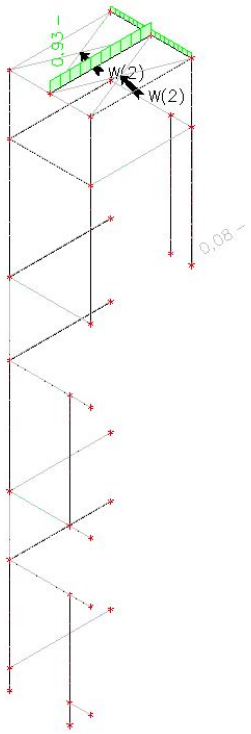

10. Komentar

Ostali profili takšnega prereza so izbrani zaradi vizualnega izgleda konstrukcije

1. Kazalo

1. Kazalo 575
2. Materiali 576
3. Prerezi 576
4. Elementi 581
5. Vozlišča 583
6. 3d Model 585
7. Projektni pospešek 586
8. Obtežni primeri 586
8.1. Obtežni primeri - Lastna 586
8.2. Obtežni primeri - Stalna 587
8.3. Obtežni primeri - Koristna 1 587
8.4. Obtežni primeri - Sneg 588
8.5. Obtežni primeri - Veter 1 tlak 589
8.6. Obtežni primeri - Veter 2 tlak 590
8.7. Obtežni primeri - Potres x 591
8.8. Obtežni primeri - Potres y 592
9. Obtežne kombinacije z NSK in pomiki 593
9.1. Obtežne kombinacije z NSK in pomiki - MSN nelinearna 593
9.1.1. 1D internal forces 593
10. Dimenzioniranje Jekla 597
10.1. EC-EN 1993 Steel check ULS 597

2. Materiali

Steel EC3

Name	ρ [kg/m³]	E_{mod} [MPa]	μ	Lower limit [mm]	Upper limit [mm]	F_y [MPa]	F_u [MPa]	Colour
		G_{mod} [MPa]	α [m/mK]					
S 235	7850,00	2,1000e+05	0.3	0	40	235,0	360,0	
		8,0769e+04	0,01e-003	40	80	215,0	360,0	
S 355	7850,00	2,1000e+05	0.3	0	40	355,0	490,0	
		8,0769e+04	0,01e-003	40	80	335,0	470,0	

Name	Type	ρ [kg/m³]	Density in fresh state [kg/m³]	E_{mod} [MPa]	μ	α [m/mK]	$f_{c.k.28}$ [MPa]	Colour
C25/30	Concrete	2500,00	2600,00	3,1500e+04	0.2	0,01e-003	25,00	

Explanations of symbols	
Density in fresh state	The value in the density in fresh state property is used only in case a composite deck is input and its self-weight load is taken into account.

Reinforcement EC2

Name	Type	ρ [kg/m³]	E_{mod} [MPa]	G_{mod} [MPa]	α [m/mK]	$f_{y.k}$ [MPa]
B 500B	Reinforcement steel	7850,00	2,0000e+05	8,3333e+04	0,01e-003	500,0

3. Prerezi

Zatega		
Type	RND18	
Formcode	11 - Full circular section	
Shape type	Thick-walled	
Item material	S 355	
Fabrication	rolled	
Colour		
Flexural buckling y-y, Flexural buckling z-z	c	c
A [m²]	2,5500e-04	
A_y [m²], A_z [m²]	2,1858e-04	2,1858e-04
A_L [m²/m], A_D [m²/m]	5,6500e-02	5,6546e-02
$c_{Y.UCS}$ [mm], $c_{Z.UCS}$ [mm]	9	9
α [deg]	0,00	
I_y [m⁴], I_z [m⁴]	5,1500e-09	5,1500e-09
i_y [mm], i_z [mm]	4	4
$W_{el.y}$ [m³], $W_{el.z}$ [m³]	5,7300e-07	5,7300e-07
$W_{pl.y}$ [m³], $W_{pl.z}$ [m³]	9,7200e-07	9,7200e-07
$M_{pl.y.+}$ [Nm], $M_{pl.y.-}$ [Nm]	344,95	344,95
$M_{pl.z.+}$ [Nm], $M_{pl.z.-}$ [Nm]	344,95	344,95
d_y [mm], d_z [mm]	0	0
I_t [m⁴], I_w [m⁶]	1,0299e-08	0,0000e+00
β_y [mm], β_z [mm]	0	0
Picture	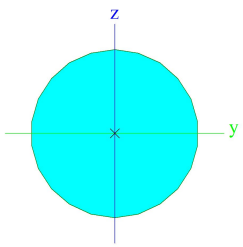	
Steber 2		
Type	HEA180	
Formcode	1 - I section	
Shape type	Thin-walled	
Item material	S 355	

Fabrication	rolled	
Colour		
Flexural buckling y-y, Flexural buckling z-z	b	c
A [m^2]	4,5300e-03	
A_y [m^2], A_z [m^2]	3,2772e-03	1,0992e-03
A_L [m^2/m], A_D [m^2/m]	1,0200e+00	1,0241e+00
$c_{Y.UCS}$ [mm], $c_{Z.UCS}$ [mm]	90	86
α [deg]	0,00	
I_y [m^4], I_z [m^4]	2,5100e-05	9,2500e-06
i_y [mm], i_z [mm]	74	45
$W_{el.y}$ [m^3], $W_{el.z}$ [m^3]	2,9400e-04	1,0300e-04
$W_{pl.y}$ [m^3], $W_{pl.z}$ [m^3]	3,2500e-04	1,5667e-04
$M_{pl.y.+}$ [Nm], $M_{pl.y.-}$ [Nm]	115412,42	115412,42
$M_{pl.z.+}$ [Nm], $M_{pl.z.-}$ [Nm]	55566,33	55566,33
d_y [mm], d_z [mm]	0	0
I_t [m^4], I_w [m^6]	1,4800e-07	6,0211e-08
β_y [mm], β_z [mm]	0	0
Picture	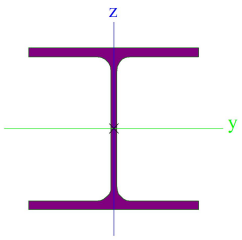	
primarc 2		
Type	HEA140	
Formcode	1 - I section	
Shape type	Thin-walled	
Item material	S 355	
Fabrication	rolled	
Colour		
Flexural buckling y-y, Flexural buckling z-z	b	c
A [m^2]	3,1400e-03	
A_y [m^2], A_z [m^2]	2,2882e-03	7,8192e-04
A_L [m^2/m], A_D [m^2/m]	7,9400e-01	7,9430e-01
$c_{Y.UCS}$ [mm], $c_{Z.UCS}$ [mm]	70	66
α [deg]	0,00	
I_y [m^4], I_z [m^4]	1,0300e-05	3,8900e-06
i_y [mm], i_z [mm]	57	35
$W_{el.y}$ [m^3], $W_{el.z}$ [m^3]	1,5500e-04	5,5600e-05
$W_{pl.y}$ [m^3], $W_{pl.z}$ [m^3]	1,7333e-04	8,5000e-05
$M_{pl.y.+}$ [Nm], $M_{pl.y.-}$ [Nm]	61634,42	61634,42
$M_{pl.z.+}$ [Nm], $M_{pl.z.-}$ [Nm]	30127,02	30127,02
d_y [mm], d_z [mm]	0	0
I_t [m^4], I_w [m^6]	8,1300e-08	1,5064e-08
β_y [mm], β_z [mm]	0	0
Picture	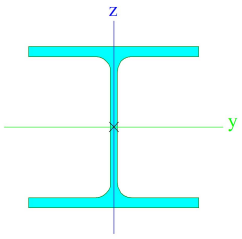	
primarc 3		
Type	IPE240	
Formcode	1 - I section	
Shape type	Thin-walled	
Item material	S 355	
Fabrication	rolled	
Colour		

Flexural buckling y-y, Flexural buckling z-z	a	b
A [m²]	3,9100e-03	
A_y [m²], A_z [m²]	2,4315e-03	1,5295e-03
A_L [m²/m], A_D [m²/m]	9,2173e-01	9,2173e-01
$c_{Y.UCS}$ [mm], $c_{Z.UCS}$ [mm]	60	120
α [deg]	0,00	
I_y [m⁴], I_z [m⁴]	3,8920e-05	2,8400e-06
i_y [mm], i_z [mm]	100	27
$W_{el.y}$ [m³], $W_{el.z}$ [m³]	3,2400e-04	4,7300e-05
$W_{pl.y}$ [m³], $W_{pl.z}$ [m³]	3,6700e-04	7,3900e-05
$M_{pl.y.+}$ [Nm], $M_{pl.y.-}$ [Nm]	130292,33	130292,33
$M_{pl.z.+}$ [Nm], $M_{pl.z.-}$ [Nm]	26253,88	26253,88
d_y [mm], d_z [mm]	0	0
I_t [m⁴], I_w [m⁶]	1,2900e-07	3,7400e-08
β_y [mm], β_z [mm]	0	0
Picture	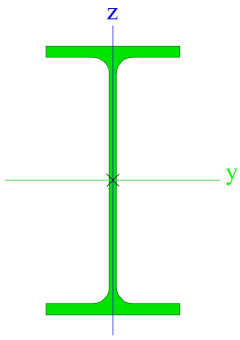	
Sekundarc 2		
Type	HEA100	
Formcode	1 - I section	
Shape type	Thin-walled	
Item material	S 355	
Fabrication	rolled	
Colour		
Flexural buckling y-y, Flexural buckling z-z	b	c
A [m²]	2,1200e-03	
A_y [m²], A_z [m²]	1,6076e-03	5,3156e-04
A_L [m²/m], A_D [m²/m]	5,6100e-01	5,6130e-01
$c_{Y.UCS}$ [mm], $c_{Z.UCS}$ [mm]	50	48
α [deg]	0,00	
I_y [m⁴], I_z [m⁴]	3,4900e-06	1,3400e-06
i_y [mm], i_z [mm]	41	25
$W_{el.y}$ [m³], $W_{el.z}$ [m³]	7,2800e-05	2,6800e-05
$W_{pl.y}$ [m³], $W_{pl.z}$ [m³]	8,2917e-05	4,1125e-05
$M_{pl.y.+}$ [Nm], $M_{pl.y.-}$ [Nm]	29498,66	29498,66
$M_{pl.z.+}$ [Nm], $M_{pl.z.-}$ [Nm]	14610,42	14610,42
d_y [mm], d_z [mm]	0	0
I_t [m⁴], I_w [m⁶]	5,2400e-08	2,5813e-09
β_y [mm], β_z [mm]	0	0
Picture	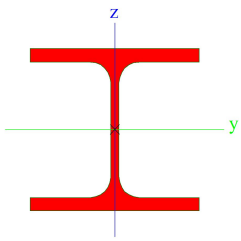	
Menjalnik 2		
Type	UPN240	
Formcode	5 - Channel section	
Shape type	Thin-walled	
Item material	S 355	

Fabrication	rolled	
Colour		
Flexural buckling y-y, Flexural buckling z-z	c	c
A [m^2]	4,2300e-03	
A_y [m^2], A_z [m^2]	2,1541e-03	2,2612e-03
A_L [m^2/m], A_D [m^2/m]	7,7546e-01	7,7546e-01
$c_{Y.UCS}$ [mm], $c_{Z.UCS}$ [mm]	22	120
α [deg]	0,00	
I_y [m^4], I_z [m^4]	3,6000e-05	2,4800e-06
i_y [mm], i_z [mm]	92	24
$W_{el.y}$ [m^3], $W_{el.z}$ [m^3]	3,0000e-04	3,9600e-05
$W_{pl.y}$ [m^3], $W_{pl.z}$ [m^3]	3,5800e-04	7,5700e-05
$M_{pl.y.+}$ [Nm], $M_{pl.y.-}$ [Nm]	127008,90	127008,90
$M_{pl.z.+}$ [Nm], $M_{pl.z.-}$ [Nm]	26959,07	26959,07
d_y [mm], d_z [mm]	-50	0
I_t [m^4], I_w [m^6]	1,9700e-07	2,5514e-08
β_y [mm], β_z [mm]	0	261
Picture	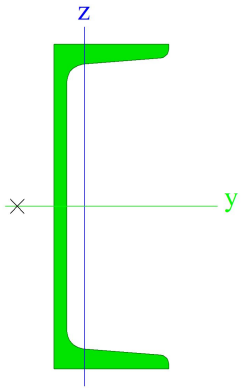	
Primarec 4		
Type	UPN240	
Formcode	5 - Channel section	
Shape type	Thin-walled	
Item material	S 355	
Fabrication	rolled	
Colour		
Flexural buckling y-y, Flexural buckling z-z	c	c
A [m^2]	4,2300e-03	
A_y [m^2], A_z [m^2]	2,1541e-03	2,2612e-03
A_L [m^2/m], A_D [m^2/m]	7,7546e-01	7,7546e-01
$c_{Y.UCS}$ [mm], $c_{Z.UCS}$ [mm]	22	120
α [deg]	0,00	
I_y [m^4], I_z [m^4]	3,6000e-05	2,4800e-06
i_y [mm], i_z [mm]	92	24
$W_{el.y}$ [m^3], $W_{el.z}$ [m^3]	3,0000e-04	3,9600e-05
$W_{pl.y}$ [m^3], $W_{pl.z}$ [m^3]	3,5800e-04	7,5700e-05
$M_{pl.y.+}$ [Nm], $M_{pl.y.-}$ [Nm]	127008,90	127008,90
$M_{pl.z.+}$ [Nm], $M_{pl.z.-}$ [Nm]	26959,07	26959,07
d_y [mm], d_z [mm]	-50	0
I_t [m^4], I_w [m^6]	1,9700e-07	2,5514e-08
β_y [mm], β_z [mm]	0	261

Picture	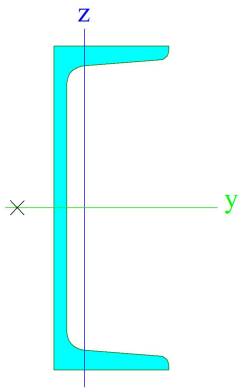	
Zatega1		
Type	RND18	
Formcode	11 - Full circular section	
Shape type	Thick-walled	
Item material	S 355	
Fabrication	rolled	
Colour		
Flexural buckling y-y, Flexural buckling z-z	c	c
A [m²]	2,5500e-04	
A_y [m²], A_z [m²]	2,1858e-04	2,1858e-04
A_L [m²/m], A_D [m²/m]	5,6500e-02	5,6546e-02
$c_{Y.UCS}$ [mm], $c_{Z.UCS}$ [mm]	9	9
α [deg]	0,00	
I_y [m⁴], I_z [m⁴]	5,1500e-09	5,1500e-09
i_y [mm], i_z [mm]	4	4
$W_{el.y}$ [m³], $W_{el.z}$ [m³]	5,7300e-07	5,7300e-07
$W_{pl.y}$ [m³], $W_{pl.z}$ [m³]	9,7200e-07	9,7200e-07
$M_{pl.y.+}$ [Nm], $M_{pl.y.-}$ [Nm]	344,95	344,95
$M_{pl.z.+}$ [Nm], $M_{pl.z.-}$ [Nm]	344,95	344,95
d_y [mm], d_z [mm]	0	0
I_t [m⁴], I_w [m⁶]	1,0299e-08	0,0000e+00
β_y [mm], β_z [mm]	0	0
Picture	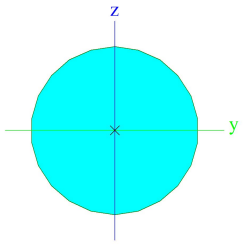	
Menjalnik 3		
Type	IPE240	
Formcode	1 - I section	
Shape type	Thin-walled	
Item material	S 355	
Fabrication	rolled	
Colour		
Flexural buckling y-y, Flexural buckling z-z	a	b
A [m²]	3,9100e-03	
A_y [m²], A_z [m²]	2,4315e-03	1,5295e-03
A_L [m²/m], A_D [m²/m]	9,2173e-01	9,2173e-01
$c_{Y.UCS}$ [mm], $c_{Z.UCS}$ [mm]	60	120
α [deg]	0,00	
I_y [m⁴], I_z [m⁴]	3,8920e-05	2,8400e-06
i_y [mm], i_z [mm]	100	27
$W_{el.y}$ [m³], $W_{el.z}$ [m³]	3,2400e-04	4,7300e-05
$W_{pl.y}$ [m³], $W_{pl.z}$ [m³]	3,6700e-04	7,3900e-05

$M_{pl.y.+}$ [Nm], $M_{pl.y.-}$ [Nm]	130292,33	130292,33
$M_{pl.z.+}$ [Nm], $M_{pl.z.-}$ [Nm]	26253,88	26253,88
d_y [mm], d_z [mm]	0	0
I_t [m^4], I_w [m^6]	1,2900e-07	3,7400e-08
β_y [mm], β_z [mm]	0	0
Picture	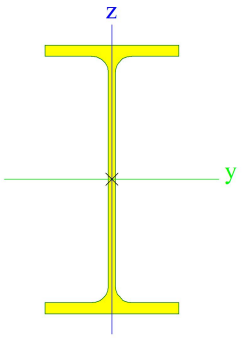	

Explanations of symbols	
Formcode	d - Diameter
A	Area
A_y	Shear Area in principal y-direction - Calculated by 2D FEM analysis
A_z	Shear Area in principal z-direction - Calculated by 2D FEM analysis
A_L	Circumference per unit length
A_D	Drying surface per unit length
$c_{Y.UCS}$	Centroid coordinate in Y-direction of Input axis system
$c_{Z.UCS}$	Centroid coordinate in Z-direction of Input axis system
$I_{Y.LCS}$	Second moment of area about the YLCS axis
$I_{Z.LCS}$	Second moment of area about the ZLCS axis
$I_{YZ.LCS}$	Product moment of area in the LCS system
α	Rotation angle of the principal axis system
I_y	Second moment of area about the principal y-axis
I_z	Second moment of area about the principal z-axis
i_y	Radius of gyration about the principal y-axis

Explanations of symbols	
i_z	Radius of gyration about the principal z-axis
$W_{el.y}$	Elastic section modulus about the principal y-axis
$W_{el.z}$	Elastic section modulus about the principal z-axis
$W_{pl.y}$	Plastic section modulus about the principal y-axis
$W_{pl.z}$	Plastic section modulus about the principal z-axis
$M_{pl.y.+}$	Plastic moment about the principal y-axis for a positive My moment
$M_{pl.y.-}$	Plastic moment about the principal y-axis for a negative My moment
$M_{pl.z.+}$	Plastic moment about the principal z-axis for a positive Mz moment
$M_{pl.z.-}$	Plastic moment about the principal z-axis for a negative Mz moment
d_y	Shear center coordinate in principal y-direction measured from the centroid - Calculated by 2D FEM analysis
d_z	Shear center coordinate in principal z-direction measured from the centroid - Calculated by 2D FEM analysis
I_t	Torsional constant - Calculated by 2D FEM analysis
I_w	Warping constant - Calculated by 2D FEM analysis
β_y	Mono-symmetry constant about the principal y-axis
β_z	Mono-symmetry constant about the principal z-axis

4. Elementi

Name	Cross-section	Material	Length [m]	Beg. node	End node	Type
B1	Primarec 4 - UPN240	S 355	4,010	N153	N155	general (0)
B7	Primarec 4 - UPN240	S 355	4,010	N14	N16	general (0)
B8	Primarec 4 - UPN240	S 355	5,379	N161	N163	general (0)
B9	Primarec 4 - UPN240	S 355	5,379	N20	N22	general (0)
B10	Menjalnik 3 - IPE240	S 355	0,379	N15	N21	general (0)
B12	Primarec 4 - UPN240	S 355	3,420	N17	N63	general (0)
B13	Primarec 4 - UPN240	S 355	1,370	N20	N26	general (0)
B15	Menjalnik 3 - IPE240	S 355	0,379	N20	N30	general (0)

Name	Cross-section	Material	Length [m]	Beg. node	End node	Type
B17	Menjalnik 3 - IPE240	S 355	1,330	N15	N154	general (0)
B19	Menjalnik 3 - IPE240	S 355	1,330	N162	N21	general (0)
B20	Menjalnik 3 - IPE240	S 355	1,430	N20	N17	general (0)
B22	Menjalnik 3 - IPE240	S 355	1,330	N30	N157	beam (80)
B24	Primarec 4 - UPN240	S 355	6,490	N156	N160	general (0)
B25	Primarec 4 - UPN240	S 355	6,490	N28	N39	general (0)
B27	Menjalnik 3 - IPE240	S 355	1,330	N165	N43	general (0)
B28	Primarec 4 - UPN240	S 355	5,379	N164	N166	general (0)
B29	Primarec 4 - UPN240	S 355	5,379	N45	N40	general (0)
B31	Primarec 4 - UPN240	S 355	1,370	N45	N47	general (0)
B33	Menjalnik 3 - IPE240	S 355	1,430	N45	N44	general (0)
B35	Menjalnik 3 - IPE240	S 355	0,379	N45	N49	general (0)
B36	Menjalnik 2 - UPN240	S 355	1,430	N135	N134	general (0)
B39	Menjalnik 3 - IPE240	S 355	0,379	N38	N43	general (0)
B40	Menjalnik 3 - IPE240	S 355	1,330	N38	N159	general (0)
B42	Steber 2 - HEA180	S 355	3,660	N177	N53	column (100)
B43	Steber 2 - HEA180	S 355	4,342	N54	N178	column (100)
B44	Steber 2 - HEA180	S 355	4,342	N11	N179	column (100)
B45	Steber 2 - HEA180	S 355	4,342	N57	N175	column (100)
B47	Zatega - RND18	S 355	1,980	N13	N15	roof bracing (0)
B48	Zatega - RND18	S 355	1,909	N16	N154	roof bracing (0)
B49	Zatega - RND18	S 355	1,980	N19	N21	roof bracing (0)
B50	Zatega - RND18	S 355	1,909	N162	N22	roof bracing (0)
B51	Zatega - RND18	S 355	1,980	N26	N17	roof bracing (0)
B52	Zatega - RND18	S 355	1,980	N20	N81	roof bracing (0)
B53	Zatega - RND18	S 355	1,909	N28	N157	roof bracing (0)
B54	Zatega - RND18	S 355	1,980	N30	N34	roof bracing (0)
B55	Zatega - RND18	S 355	1,909	N159	N39	roof bracing (0)
B56	Zatega - RND18	S 355	1,980	N37	N38	roof bracing (0)
B57	Zatega - RND18	S 355	1,909	N40	N165	roof bracing (0)
B58	Zatega - RND18	S 355	1,980	N41	N43	roof bracing (0)
B59	Zatega - RND18	S 355	1,980	N47	N44	roof bracing (0)
B60	Zatega - RND18	S 355	1,980	N45	N85	roof bracing (0)
B63	Steber 2 - HEA180	S 355	3,660	N180	N62	column (100)
B65	Primarec 4 - UPN240	S 355	3,420	N44	N64	beam (80)
B66	primarc 2 - HEA140	S 355	1,210	N63	N65	beam (80)
B67	primarc 2 - HEA140	S 355	1,210	N64	N66	beam (80)
B73	primarc 2 - HEA140	S 355	3,420	N62	N58	beam (80)
B74	primarc 2 - HEA140	S 355	4,740	N58	N55	beam (80)
B75	primarc 2 - HEA140	S 355	3,540	N56	N53	beam (80)
B76	primarc 3 - IPE240	S 355	3,040	N53	N55	beam (80)
B80	primarc 3 - IPE240	S 355	3,040	N123	N184	beam (80)
B81	primarc 2 - HEA140	S 355	1,210	N94	N95	beam (80)
B82	primarc 2 - HEA140	S 355	1,210	N96	N97	beam (80)
B83	primarc 2 - HEA140	S 355	1,210	N127	N99	beam (80)
B84	primarc 2 - HEA140	S 355	1,210	N100	N101	beam (80)
B85	primarc 2 - HEA140	S 355	1,210	N62	N76	beam (80)
B86	Primarec 4 - UPN240	S 355	2,570	N134	N115	general (0)
B88	Zatega - RND18	S 355	2,941	N48	N134	roof bracing (0)
B89	Zatega - RND18	S 355	2,941	N135	N115	roof bracing (0)
B92	primarc 2 - HEA140	S 355	3,540	N91	N120	roof bracing (0)
B93	primarc 2 - HEA140	S 355	3,540	N184	N185	roof bracing (0)
B94	primarc 2 - HEA140	S 355	4,740	N122	N123	beam (80)
B95	primarc 2 - HEA140	S 355	3,420	N124	N122	beam (80)
B96	primarc 2 - HEA140	S 355	4,740	N125	N126	beam (80)
B97	primarc 2 - HEA140	S 355	3,420	N127	N125	beam (80)
B98	primarc 2 - HEA140	S 355	4,740	N128	N129	beam (80)
B99	primarc 2 - HEA140	S 355	3,420	N130	N128	beam (80)
B100	primarc 2 - HEA140	S 355	4,740	N131	N132	beam (80)
B101	primarc 2 - HEA140	S 355	3,420	N133	N131	beam (80)
B102	Primarec 4 - UPN240	S 355	2,570	N135	N48	general (0)
B103	primarc 2 - HEA140	S 355	2,570	N56	N136	general (0)
B104	Sekundarc 2 - HEA100	S 355	3,040	N137	N138	beam (80)
B105	Sekundarc 2 - HEA100	S 355	3,040	N139	N140	beam (80)
B106	Sekundarc 2 - HEA100	S 355	3,040	N56	N141	beam (80)
B107	Sekundarc 2 - HEA100	S 355	3,040	N142	N58	beam (80)

Name	Cross-section	Material	Length [m]	Beg. node	End node	Type
B109	Sekundarc 2 - HEA100	S 355	1,210	N145	N80	beam (80)
B110	Sekundarc 2 - HEA100	S 355	1,210	N146	N147	beam (80)
B111	Sekundarc 2 - HEA100	S 355	2,000	N147	N148	general (0)
B112	Zatega - RND18	S 355	1,586	N146	N80	roof bracing (0)
B113	Zatega - RND18	S 355	1,586	N147	N145	roof bracing (0)
B114	Zatega - RND18	S 355	3,268	N58	N56	roof bracing (0)
B115	Zatega - RND18	S 355	3,268	N142	N141	roof bracing (0)
B116	Zatega1 - RND18	S 355	3,391	N54	N13	roof bracing (0)
B117	Zatega1 - RND18	S 355	3,552	N19	N52	roof bracing (0)
B118	Zatega1 - RND18	S 355	4,769	N19	N37	roof bracing (0)
B119	Zatega1 - RND18	S 355	5,300	N41	N13	roof bracing (0)
B120	Zatega1 - RND18	S 355	4,839	N41	N184	roof bracing (0)
B121	Zatega1 - RND18	S 355	5,103	N123	N37	roof bracing (0)
B122	Zatega1 - RND18	S 355	3,873	N123	N53	roof bracing (0)
B123	Zatega1 - RND18	S 355	3,873	N55	N184	roof bracing (0)
B124	Steber 2 - HEA180	S 355	4,008	N175	N176	column (100)
B125	Steber 2 - HEA180	S 355	3,660	N176	N58	column (100)
B126	Steber 2 - HEA180	S 355	4,008	N179	N134	column (100)
B127	Steber 2 - HEA180	S 355	3,660	N134	N56	column (100)
B128	Steber 2 - HEA180	S 355	4,342	N52	N181	column (100)
B129	Steber 2 - HEA180	S 355	4,008	N181	N177	column (100)
B130	Steber 2 - HEA180	S 355	4,008	N178	N182	column (100)
B131	Steber 2 - HEA180	S 355	3,660	N182	N55	column (100)
B132	Steber 2 - HEA180	S 355	4,342	N61	N183	column (100)
B133	Steber 2 - HEA180	S 355	4,008	N183	N180	column (100)
B134	primarc 3 - IPE240	S 355	3,239	N37	N41	beam (80)
B135	primarc 3 - IPE240	S 355	3,239	N13	N19	beam (80)
B136	Zatega1 - RND18	S 355	5,317	N57	N132	beam (80)
B137	Zatega1 - RND18	S 355	5,317	N131	N54	beam (80)
B138	Zatega1 - RND18	S 355	5,313	N131	N129	beam (80)
B139	Zatega1 - RND18	S 355	5,313	N129	N125	beam (80)
B140	Zatega1 - RND18	S 355	5,313	N125	N123	beam (80)
B141	Zatega1 - RND18	S 355	5,313	N123	N58	beam (80)
B142	Zatega1 - RND18	S 355	5,313	N55	N122	beam (80)
B143	Zatega1 - RND18	S 355	5,313	N122	N126	beam (80)
B144	Zatega1 - RND18	S 355	5,313	N126	N128	beam (80)
B145	Zatega1 - RND18	S 355	5,313	N128	N132	beam (80)

5. Vozlišča

Name	Coord X [m]	Coord Y [m]	Coord Z [m]
N11	0,000	2,570	0,000
N12	0,000	4,740	1,503
N13	0,000	6,110	1,503
N14	1,430	2,570	0,000
N15	1,430	4,740	1,503
N16	1,430	6,110	1,503
N17	3,040	1,370	4,008
N18	3,040	4,740	1,837
N19	3,040	6,110	1,837
N20	1,610	1,370	4,008
N21	1,610	4,740	1,837
N22	1,610	6,110	1,837
N26	1,610	0,000	4,008
N28	1,430	0,000	4,342
N30	1,430	1,370	4,342
N32	0,000	1,370	4,342
N34	0,000	0,000	4,342
N35	0,000	3,130	4,342
N36	0,000	4,740	5,511
N37	0,000	6,110	5,511
N1	1,430	3,130	4,342
N38	1,430	4,740	5,511
N39	1,430	6,110	5,511

Name	Coord X [m]	Coord Y [m]	Coord Z [m]
N40	1,610	6,110	5,845
N41	3,040	6,110	5,845
N42	3,040	4,740	5,845
N43	1,610	4,740	5,845
N44	3,040	1,370	8,016
N45	1,610	1,370	8,016
N47	1,610	0,000	8,016
N48	1,430	0,000	8,350
N49	1,430	1,370	8,350
N52	0,000	6,110	0,000
N53	0,000	6,110	12,010
N54	3,040	6,110	0,000
N55	3,040	6,110	12,010
N56	0,000	2,570	12,010
N57	3,040	1,370	0,000
N58	3,040	1,370	12,010
N61	3,040	-2,050	0,000
N62	3,040	-2,050	12,010
N63	3,040	-2,050	4,008
N64	3,040	-2,050	8,016
N65	1,830	-2,050	4,008
N66	1,830	-2,050	8,016
N72	-0,170	-2,050	0,000

Name	Coord X [m]	Coord Y [m]	Coord Z [m]
N73	-0,170	-2,050	12,010
N75	1,830	-2,050	0,000
N76	1,830	-2,050	12,010
N77	-0,170	0,000	0,000
N78	-0,170	0,000	12,010
N79	1,830	0,000	0,000
N80	1,830	0,000	12,010
N81	3,040	0,000	4,008
N85	3,040	0,000	8,016
N87	0,000	6,110	2,400
N89	0,000	6,110	4,800
N91	0,000	6,110	7,200
N94	3,040	-2,050	2,400
N95	1,830	-2,050	2,400
N96	3,040	-2,050	4,800
N97	1,830	-2,050	4,800
N98	3,040	-2,050	7,200
N99	1,830	-2,050	7,210
N100	3,040	-2,050	9,600
N101	1,830	-2,050	9,600
N102	1,320	0,000	0,000
N103	1,320	0,000	2,250
N104	0,180	0,000	2,250
N105	0,180	0,000	0,000
N106	1,320	0,000	4,342
N107	0,180	0,000	4,342
N108	0,180	0,000	6,592
N109	1,320	0,000	6,592
N110	1,320	0,000	8,350
N111	0,180	0,000	8,350
N112	0,180	0,000	10,600
N113	1,320	0,000	10,600
N114	1,830	0,000	4,008
N115	0,000	0,000	8,350
N116	1,430	4,664	5,511
N117	1,830	0,000	8,016
N118	0,000	2,570	2,400
N119	0,000	2,570	4,800
N120	0,000	2,570	7,200
N121	0,000	2,570	9,600
N122	3,040	1,370	9,610
N123	3,040	6,110	9,610
N124	3,040	-2,050	9,610
N125	3,040	1,370	7,210
N126	3,040	6,110	7,210
N127	3,040	-2,050	7,210
N128	3,040	1,370	4,810
N129	3,040	6,110	4,810
N130	3,040	-2,050	4,810
N131	3,040	1,370	2,410

Name	Coord X [m]	Coord Y [m]	Coord Z [m]
N132	3,040	6,110	2,410
N133	3,040	-2,050	2,410
N134	0,000	2,570	8,350
N135	1,430	2,570	8,350
N136	0,000	0,000	12,010
N137	0,000	4,930	12,010
N138	3,040	4,930	12,010
N139	0,000	3,750	12,010
N140	3,040	3,750	12,010
N141	3,040	2,570	12,010
N142	0,000	1,370	12,010
N145	3,040	0,000	12,010
N146	3,040	-1,025	12,010
N147	1,830	-1,025	12,010
N148	-0,170	-1,025	12,010
N150	3,040	-2,050	0,010
N151	1,830	-2,050	0,010
N153	0,100	2,570	0,000
N154	0,100	4,740	1,503
N155	0,100	6,110	1,503
N156	0,100	0,000	4,342
N157	0,100	1,370	4,342
N158	0,100	3,130	4,342
N159	0,100	4,740	5,511
N160	0,100	6,110	5,511
N161	2,940	1,370	4,008
N162	2,940	4,740	1,837
N163	2,940	6,110	1,837
N164	2,940	1,370	8,016
N165	2,940	4,740	5,845
N166	2,940	6,110	5,845
N167	-0,170	0,000	8,350
N168	1,830	0,000	8,350
N169	-0,170	0,000	4,342
N170	1,830	0,000	4,342
N171	-0,170	-2,050	4,342
N172	-0,170	-2,050	8,350
N173	1,830	-2,050	8,350
N174	1,830	-2,050	4,342
N175	3,040	1,370	4,342
N176	3,040	1,370	8,350
N177	0,000	6,110	8,350
N178	3,040	6,110	4,342
N179	0,000	2,570	4,342
N180	3,040	-2,050	8,350
N181	0,000	6,110	4,342
N182	3,040	6,110	8,350
N183	3,040	-2,050	4,342
N184	0,000	6,110	9,610
N185	0,000	2,570	9,610

6. 3d Model

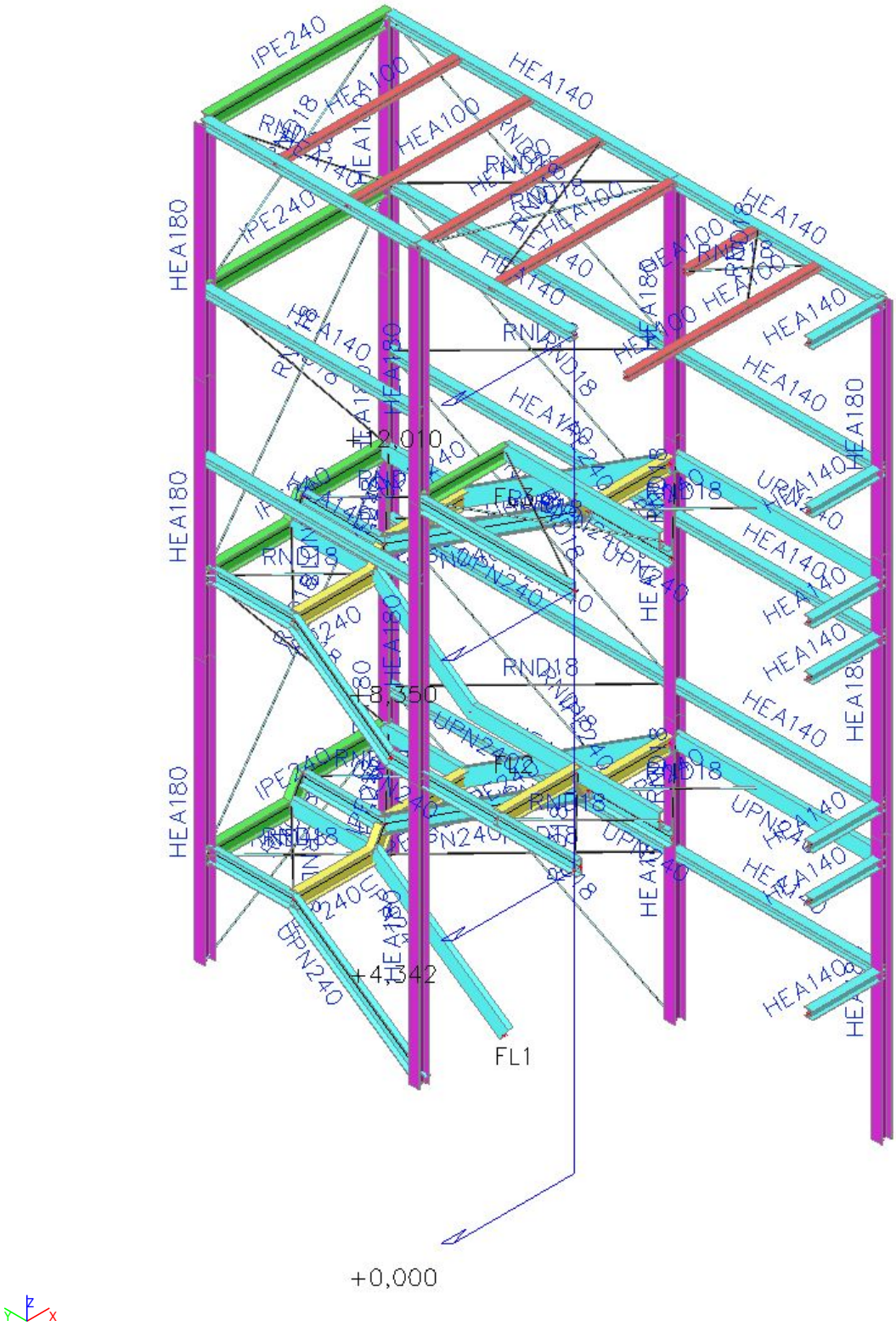
IPE240
HEA140
HEA100
HEA180
RND18
UPN240
+12,010
+8,350
+4,342
+0,000
FL1
FL2

7. Projektni pospešek

Name UniqueID	Type drawing	Info	Drawing
Projektni spekter pospeška tal	Period	Type code - EN 1998-1:2004 – Eurocode Subsoil type - E Direction - Horizontal Spectrum type - type 1 coeff accel. ag - 0,125 ag - design acceleration - 1,22625 beta - 0,2 q - behaviour factor - 1,5	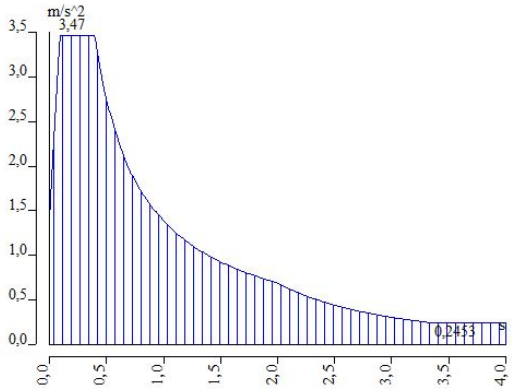

8. Obtežni primeri

8.1. Obtežni primeri - Lastna

Name	Description Spec	Action type Load type	Load group	Direction	Modification group
Lastna		Permanent	Lastna in stalna	-Z	None
		Self weight			

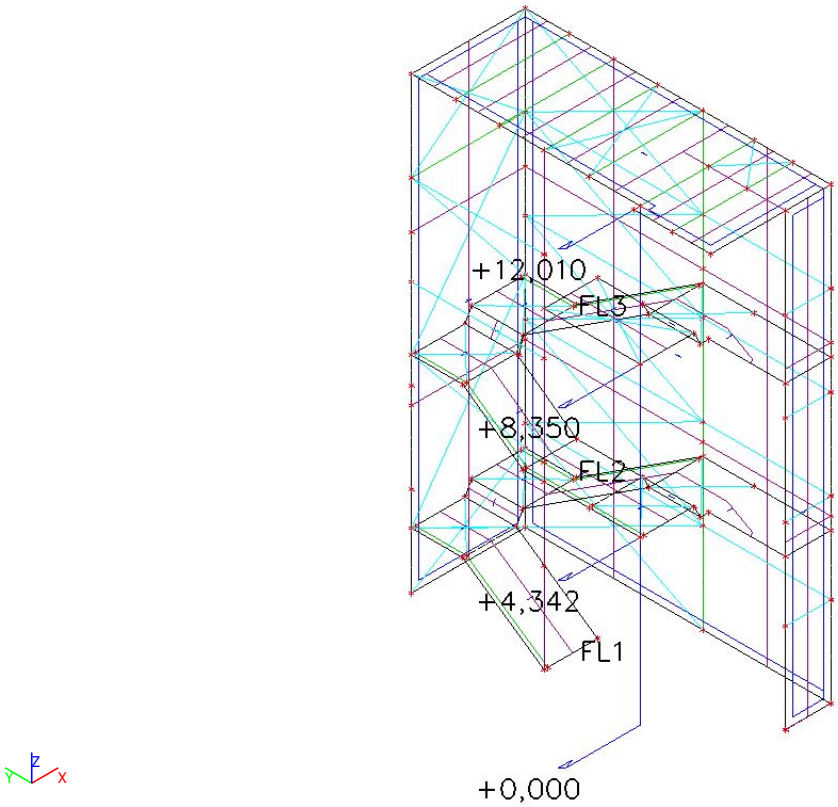

8.2. Obtežni primeri - Stalna

Name	Description	Action type	Load group	Modification group
	Spec	Load type		
Stalna		Permanent	Lastna in stalna	None
		Standard		

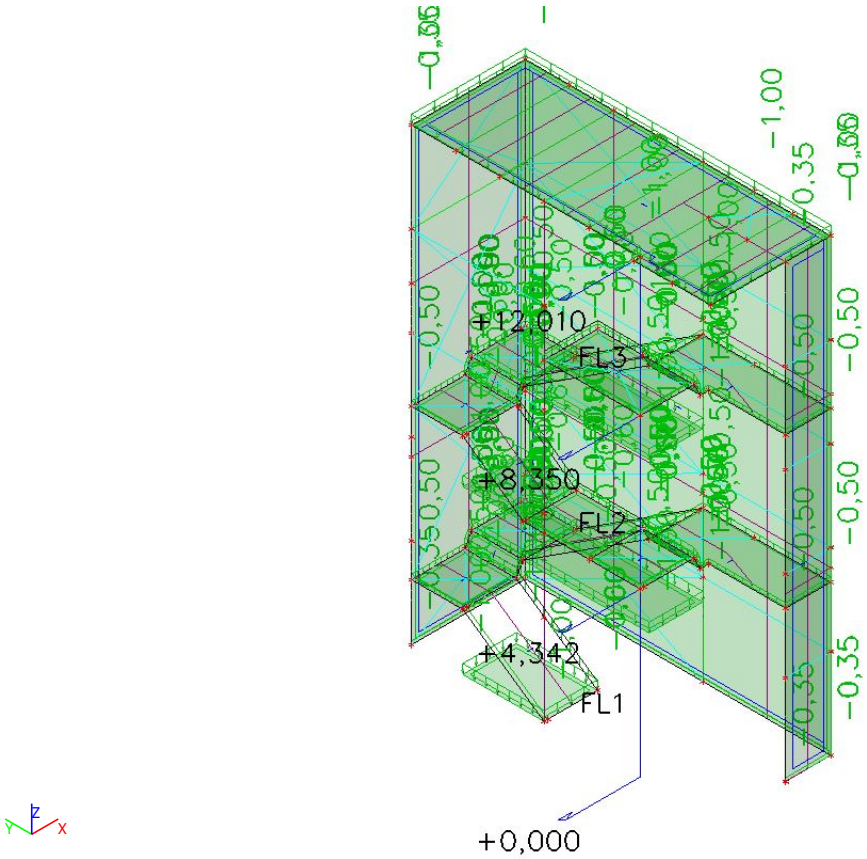

8.3. Obtežni primeri - Koristna 1

Name	Description	Action type	Load group	Duration	Master load case	Modification group
	Spec	Load type				
Koristna 1		Variable	Koristna	Medium	None	None
	Standard	Static				

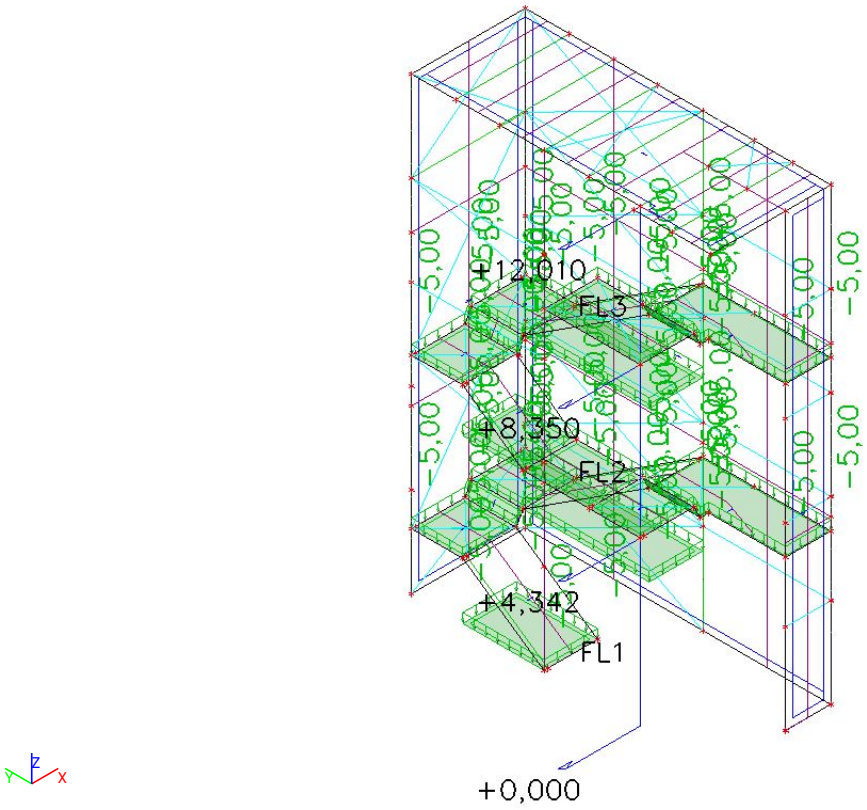

8.4. Obtežni primeri - Sneg

Name	Description	Action type	Load group	Master load case	Modification group
	Spec	Load type			
Sneg		Variable	Sneg	None	None
	Snow	Static			

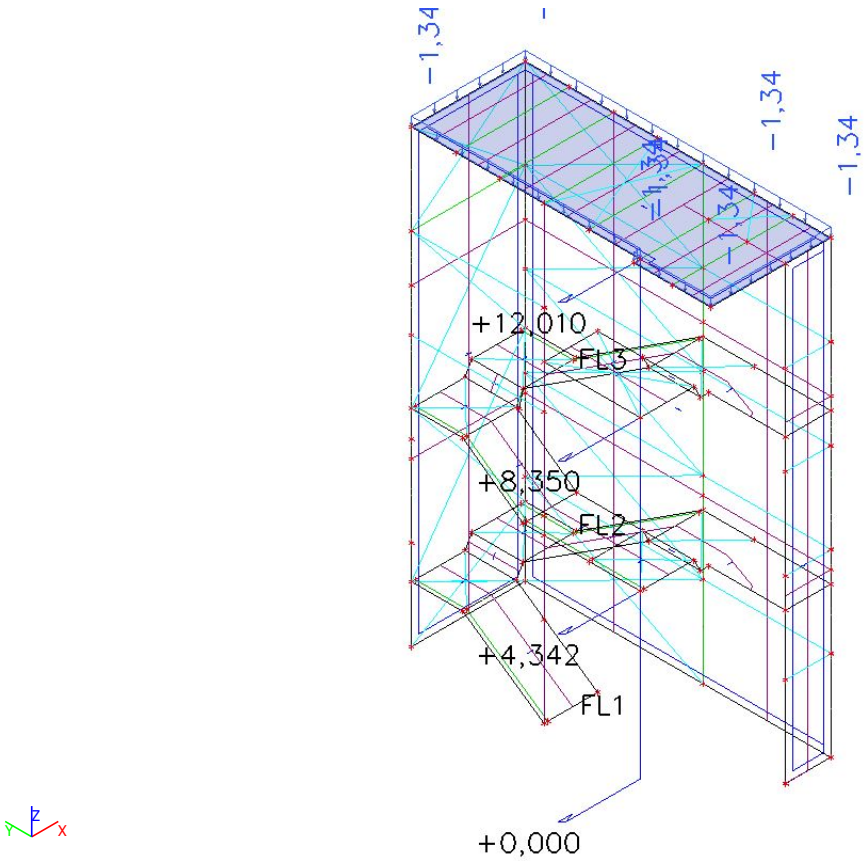

8.5. Obtežni primeri - Veter 1 tlak

Name	Description	Action type	Load group	Master load case	Modification group
	Spec	Load type			
Veter 1 tlak		Variable	Veter 1	None	None
	Static wind	Static			

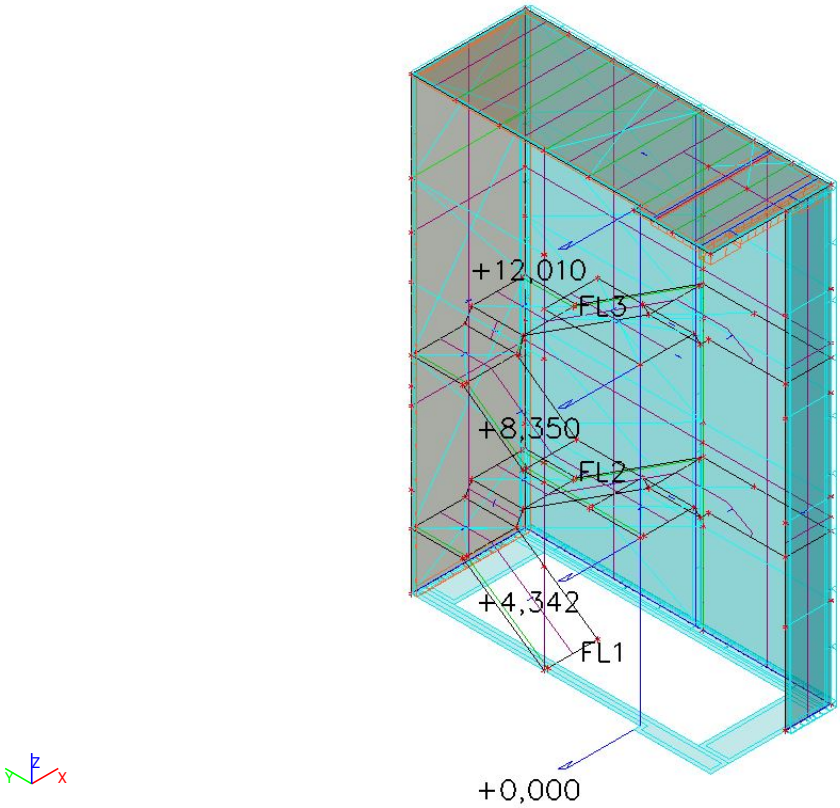

8.6. Obtežni primeri - Veter 2 tlak

Name	Description	Action type	Load group	Master load case	Modification group
	Spec	Load type			
Veter 2 tlak		Variable	Veter 1	None	None
	Static wind	Static			

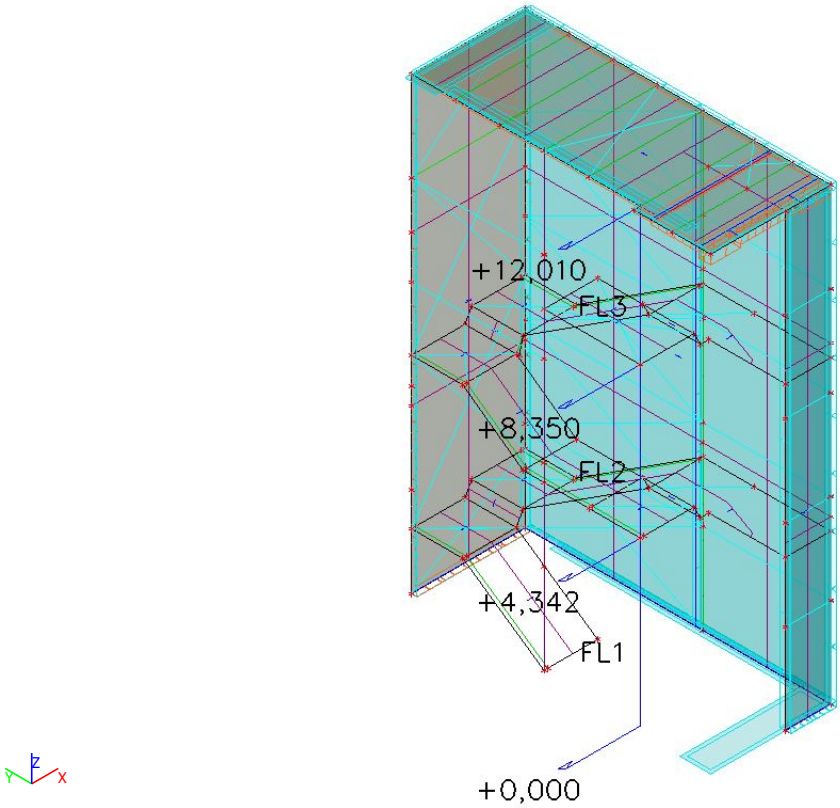

8.7. Obtežni primeri - Potres x

Name	Description	Action type	Load group	Master load case	Modification group
	Spec	Load type			
Potres x		Variable	Potres	None	MOG2
	Seismicity	Dynamic			

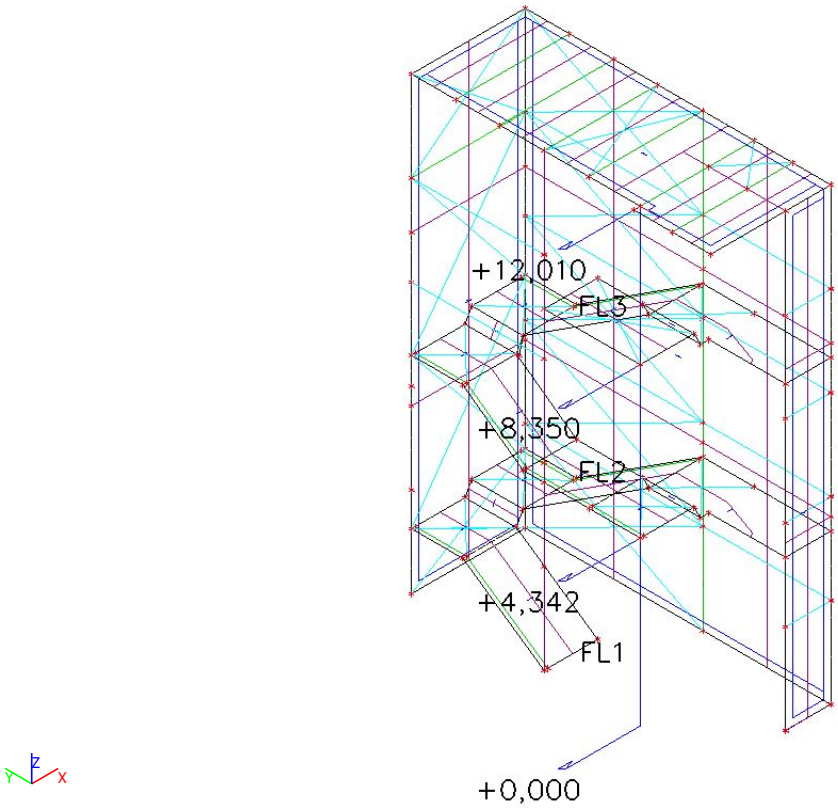

8.8. Obtežni primeri - Potres y

Name	Description	Action type	Load group	Master load case	Modification group
	Spec	Load type			
Potres y		Variable	Potres	None	MOG2
	Seismicity	Dynamic			

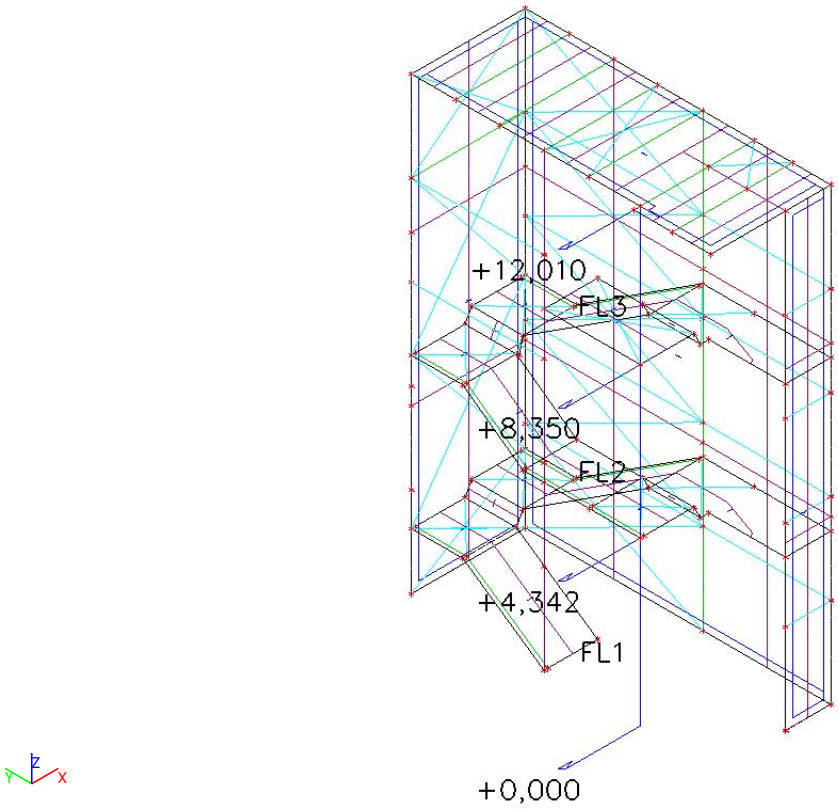

9. Obtežne kombinacije z NSK in pomiki

9.1. Obtežne kombinacije z NSK in pomiki - MSN nelinearna

Name	List
MSN nelinearna	MSN nelinearna
	MSN nelinearna1
	MSN nelinearna2
	MSN nelinearna3
	MSN nelinearna4
	MSN nelinearna5

9.1.1. 1D internal forces

Nonlinear calculation
Class: MSN nelinearna
Coordinate system: Principal
Extreme 1D: Global
Selection: All

Name	dx [m]	Case	N [kN]	V_y [kN]	V_z [kN]	M_x [kNm]	M_y [kNm]	M_z [kNm]
B128	0,000	MSN nelinearna	**-239,63**	-3,49	-13,10	0,00	0,00	0,00
B118	4,769	MSN nelinearna	**60,13**	0,00	0,00	0,00	0,00	0,00
B33	1,330+	MSN nelinearna	-37,25	**-11,29**	25,82	-0,05	19,97	1,13
B43	2,410-	MSN nelinearna2	-33,13	**26,34**	-9,81	-0,01	4,84	5,48
B135	1,809-	MSN nelinearna4	-28,39	-0,09	**-31,79**	-0,04	-1,73	0,00
B135	0,000	MSN nelinearna	-57,13	6,14	**59,40**	-0,04	-33,86	0,00

Name	dx [m]	Case	N [kN]	V_y [kN]	V_z [kN]	M_x [kNm]	M_y [kNm]	M_z [kNm]
B9	4,009-	MSN nelinearna1	-34,47	-0,46	-14,90	**-1,50**	0,58	-0,84
B7	2,640-	MSN nelinearna1	-26,89	-0,12	-4,79	**1,98**	-32,26	-0,32
B13	0,000	MSN nelinearna	-25,21	8,10	31,48	0,12	**-47,67**	-11,10
B9	0,000	MSN nelinearna	-26,02	2,75	-5,12	-0,04	**47,48**	-6,10
B31	0,000	MSN nelinearna3	-11,88	13,77	18,58	0,10	-28,98	**-18,87**
B73	2,050+	MSN nelinearna4	25,71	-10,96	-0,90	-0,02	1,47	**15,02**

Values: **N**
Nonlinear calculation
Class: MSN nelinearna
Coordinate system: Principal
Extreme 1D: Global
Selection: All

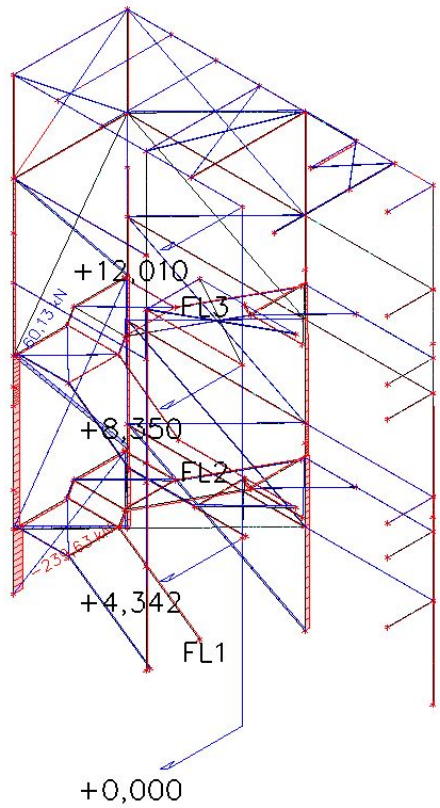

Values: V_z
Nonlinear calculation
Class: MSN nelinearna
Coordinate system: Principal
Extreme 1D: Global
Selection: All

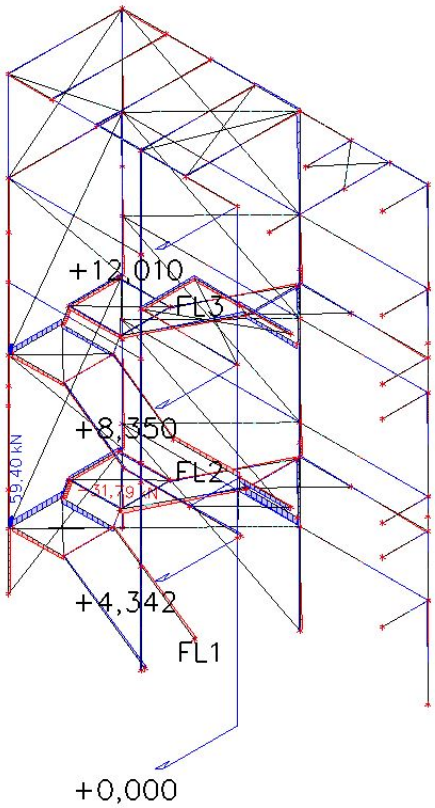

Values: M_y
Nonlinear calculation
Class: MSN nelinearna
Coordinate system: Principal
Extreme 1D: Global
Selection: All

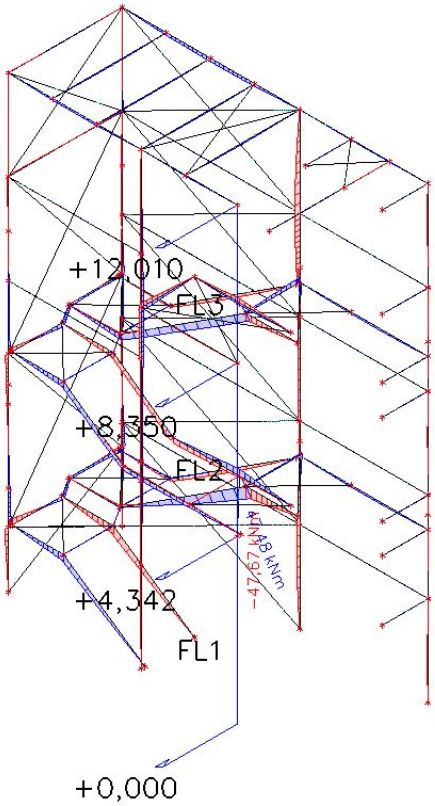

Values: u_x
Nonlinear calculation
Class: MSN nelinearna
Coordinate system: Global
Extreme 1D: Global
Selection: All

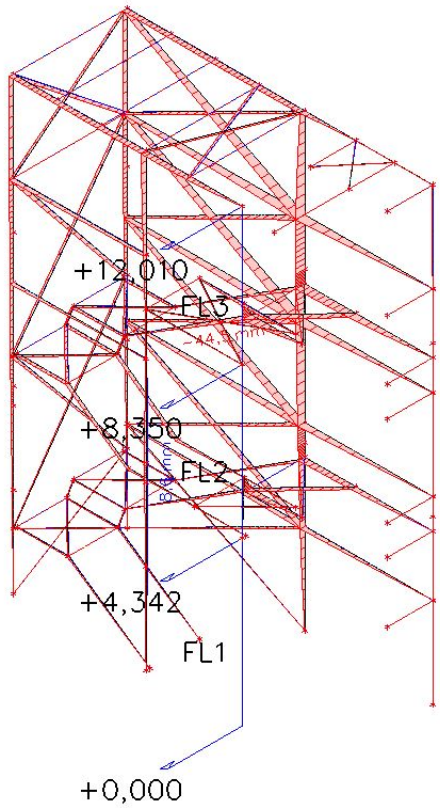

Values: u_y
Nonlinear calculation
Class: MSN nelinearna
Coordinate system: Global
Extreme 1D: Global
Selection: All

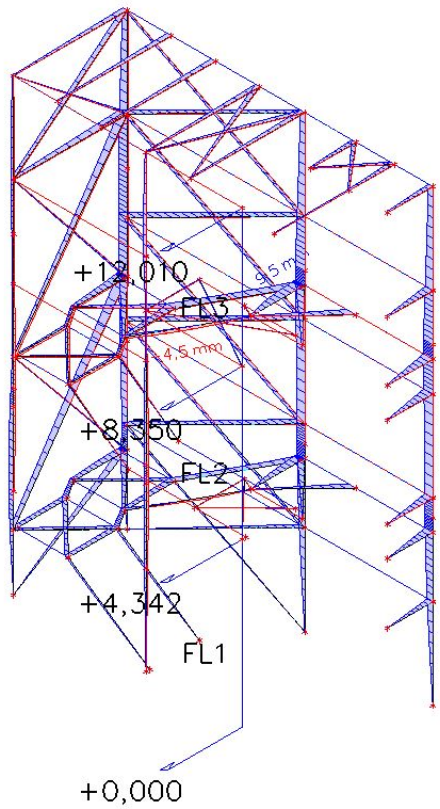

Values: u_z
Nonlinear calculation
Class: MSN nelinearna
Coordinate system: Global
Extreme 1D: Global
Selection: All

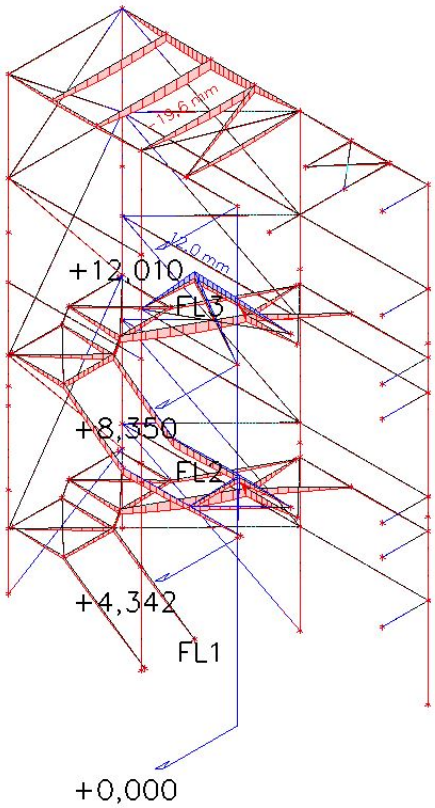

10. Dimenzioniranje Jekla

10.1. EC-EN 1993 Steel check ULS

Values: **$UC_{Overall}$**
Nonlinear calculation
Class: MSN nelinearna
Coordinate system: Principal
Extreme 1D: Cross-section
Selection: All

EN 1993-1-1 Code Check
National annex: Slovenian SIST-EN NA

Member B31	**0,000 / 1,370 m**	**UPN240**	**Rolled**	**S 355**	**MSN nelinearna**	**0,94 -**

Combination key
MSN nelinearna / MSN nelinearna

Partial safety factors		
Resistance of cross-sections	γ_{M0}	1,00
Resistance to instability	γ_{M1}	1,00
Resistance of net sections	γ_{M2}	1,25

Material			
Yield strength	f_y	355,0	MPa
Ultimate strength	f_u	490,0	MPa

Section checks
Section is classified as Class 1

Section checks	Design force	Value	Unit	Resistance	Value	Unit	Unity check [-]
Compression	N_{Ed}	-11,12	kN	$N_{c,Rd}$	1501,65	kN	0,01
Shear V_y	$V_{y,Ed}$	13,65	kN	$V_{pl,y,Rd}$	452,96	kN	0,03
Shear V_z	$V_{z,Ed}$	18,78	kN	$V_{pl,z,Rd}$	473,97	kN	0,04
Bending M_y	$M_{y,Ed}$	-30,28	kNm	$M_{pl,y,Rd}$	127,09	kNm	0,24
Bending M_z	$M_{z,Ed}$	-18,71	kNm	$M_{pl,z,Rd}$	26,87	kNm	0,70
Torsion	τ_{Ed}	7,0	MPa	τ_{Rd}	205,0	MPa	0,03

Combined section checks

Combined section checks	Unity check [-]
Bending, Axial force and Shear	0,94

Stability checks
Decisive position for stability classification: 0,000 m
Section is classified as Class 1
Buckling group : BG14

Buckling axis	k	L [m]	N_{cr} [kN]	M_{cr} [kNm]	λ_{rel}	χ
y-y	10,00	13,700	397,54		1,94	1,00
z-z	0,83	1,138	3967,80		0,62	1,00
LTB	1,00	1,370		653,82	0,44	0,82

Stability checks	Design force	Value	Unit	Resistance	Value	Unit	Unity check [-]
Lateral Torsional Buckling	$M_{y,Ed}$	-30,28	kNm	$M_{b,Rd}$	104,36	kNm	0,29

Combined stability checks

Interaction factors	k_{yy}	k_{yz}	k_{zy}	k_{zz}
Value	1,24	0,60	0,89	0,80

Maximum moment $M_{y,Ed}$ is derived from beam B31 position 0,000 m.
Maximum moment $M_{z,Ed}$ is derived from beam B31 position 0,000 m.

Combined stability checks	$M_{y,Ed}$ [kNm]	$M_{z,Ed}$ [kNm]	Unity check [-]
Bending and Axial Compression	-30,28	-18,71	0,82

EN 1993-1-1 Code Check
National annex: Slovenian SIST-EN NA

Member B33	**1,430 / 1,430 m**	**IPE240**	**Rolled**	**S 355**	**MSN nelinearna**	**0,54 -**

Combination key
MSN nelinearna / MSN nelinearna3

Partial safety factors		
Resistance of cross-sections	γ_{M0}	1,00
Resistance to instability	γ_{M1}	1,00
Resistance of net sections	γ_{M2}	1,25

Material			
Yield strength	f_y	355,0	MPa
Ultimate strength	f_u	490,0	MPa

Section checks
Section is classified as Class 1

Section checks	Design force	Value	Unit	Resistance	Value	Unit	Unity check [-]
Compression	N_{Ed}	-37,90	kN	$N_{c,Rd}$	1388,05	kN	0,03
Shear V_y	$V_{y,Ed}$	-3,43	kN	$V_{pl,y,Rd}$	509,00	kN	0,01
Shear V_z	$V_{z,Ed}$	12,82	kN	$V_{pl,z,Rd}$	392,04	kN	0,03
Bending M_y	$M_{y,Ed}$	22,85	kNm	$M_{pl,y,Rd}$	130,28	kNm	0,18
Torsion	τ_{Ed}	3,9	MPa	τ_{Rd}	205,0	MPa	0,02

Combined section checks

Combined section checks	Unity check [-]
Bending, Axial force and Shear	0,03

Stability checks
Decisive position for stability classification: 1,430 m
Section is classified as Class 1
Buckling group : BG16

Buckling axis	k	L [m]	N_{cr} [kN]	M_{cr} [kNm]	λ_{rel}	χ
y-y	2,20	3,140	8181,49		0,41	1,00
z-z	0,78	1,112	4758,10		0,54	1,00
LTB	1,00	1,430		572,81	0,48	1,00

Combined stability checks

Interaction factors	k_{yy}	k_{yz}	k_{zy}	k_{zz}
Value	1,08	0,72	0,60	1,00

Maximum moment $M_{y,Ed}$ is derived from beam B33 position 1,430 m.
Maximum moment $M_{z,Ed}$ is derived from beam B33 position 0,000 m.

Combined stability checks	$M_{y,Ed}$ [kNm]	$M_{z,Ed}$ [kNm]	Unity check [-]
Bending and Axial Compression	22,85	10,68	0,54

EN 1993-1-1 Code Check
National annex: Slovenian SIST-EN NA

Member B36	**1,430 / 1,430 m**	**UPN240**	**Rolled**	**S 355**	**MSN nelinearna**	**0,35 -**

Combination key
MSN nelinearna / MSN nelinearna1

Partial safety factors		
Resistance of cross-sections	γ_{M0}	1,00
Resistance to instability	γ_{M1}	1,00
Resistance of net sections	γ_{M2}	1,25

Material			
Yield strength	f_y	355,0	MPa
Ultimate strength	f_u	490,0	MPa

Section checks
Section is classified as Class 1

Section checks	Design force	Value	Unit	Resistance	Value	Unit	Unity check [-]
Tension	N_{Ed}	1,97	kN	$N_{t,Rd}$	1492,34	kN	0,00
Shear V_z	$V_{z,Ed}$	-14,56	kN	$V_{pl,z,Rd}$	473,97	kN	0,03
Bending M_y	$M_{y,Ed}$	-20,20	kNm	$M_{pl,y,Rd}$	127,09	kNm	0,16
Torsion	τ_{Ed}	72,0	MPa	τ_{Rd}	205,0	MPa	0,35

Combined section checks

Combined section checks	Unity check [-]
Bending, Axial force and Shear	0,16
Shear V_z and Torsion	0,04

EN 1993-1-1 Code Check
National annex: Slovenian SIST-EN NA

Member B73	**2,050 / 3,420 m**	**HEA140**	**Rolled**	**S 355**	**MSN nelinearna**	**0,50 -**

Combination key
MSN nelinearna / MSN nelinearna4

Partial safety factors		
Resistance of cross-sections	γ_{M0}	1,00
Resistance to instability	γ_{M1}	1,00
Resistance of net sections	γ_{M2}	1,25

Material			
Yield strength	f_y	355,0	MPa
Ultimate strength	f_u	490,0	MPa

Section checks
Section is classified as Class 1

Section checks	Design force	Value	Unit	Resistance	Value	Unit	Unity check [-]
Tension	N_{Ed}	25,71	kN	$N_{t,Rd}$	1107,79	kN	0,02
Shear V_y	$V_{y,Ed}$	-10,96	kN	$V_{pl,y,Rd}$	507,53	kN	0,02
Shear V_z	$V_{z,Ed}$	-0,90	kN	$V_{pl,z,Rd}$	207,16	kN	0,00
Bending M_y	$M_{y,Ed}$	1,47	kNm	$M_{pl,y,Rd}$	61,53	kNm	0,02
Bending M_z	$M_{z,Ed}$	15,02	kNm	$M_{pl,z,Rd}$	30,18	kNm	0,50
Torsion	τ_{Ed}	1,9	MPa	τ_{Rd}	205,0	MPa	0,01

Combined section checks

Combined section checks	Unity check [-]
Bending, Axial force and Shear	0,50

EN 1993-1-1 Code Check
National annex: Slovenian SIST-EN NA

Member B107	**1,520 / 3,040 m**	**HEA100**	**Rolled**	**S 355**	**MSN nelinearna**	**0,20 -**

Combination key
MSN nelinearna / MSN nelinearna5

Partial safety factors		
Resistance of cross-sections	γ_{M0}	1,00
Resistance to instability	γ_{M1}	1,00
Resistance of net sections	γ_{M2}	1,25

Material			
Yield strength	f_y	355,0	MPa
Ultimate strength	f_u	490,0	MPa

Section checks
Section is classified as Class 1

Section checks	Design force	Value	Unit	Resistance	Value	Unit	Unity check [-]
Compression	N_{Ed}	-11,71	kN	$N_{c,Rd}$	752,60	kN	0,02
Shear V_z	$V_{z,Ed}$	-0,01	kN	$V_{pl,z,Rd}$	154,13	kN	0,00
Bending M_y	$M_{y,Ed}$	5,34	kNm	$M_{pl,y,Rd}$	29,44	kNm	0,18
Torsion	τ_{Ed}	0,2	MPa	τ_{Rd}	205,0	MPa	0,00

Combined section checks

Combined section checks	Unity check [-]
Bending, Axial force and Shear	0,03

Stability checks
Decisive position for stability classification: 1,520 m
Section is classified as Class 1
Buckling group : Default

Buckling axis	k	L [m]	N_{cr} [kN]	M_{cr} [kNm]	λ_{rel}	χ
y-y	1,00	3,040	782,70		0,98	1,00
z-z	1,00	3,040	300,54		1,58	1,00
LTB	1,00	3,040		36,25	0,90	1,00

Combined stability checks

Interaction factors	k_{yy}	k_{yz}	k_{zy}	k_{zz}
Value	1,03	0,77	0,55	1,05

Maximum moment $M_{y,Ed}$ is derived from beam B107 position 1,520 m.
Maximum moment $M_{z,Ed}$ is derived from beam B107 position 3,040 m.

Combined stability checks	$M_{y,Ed}$ [kNm]	$M_{z,Ed}$ [kNm]	Unity check [-]
Bending and Axial Compression	5,34	0,00	0,20

EN 1993-1-1 Code Check
National annex: Slovenian SIST-EN NA

Member B113	**0,000 / 1,586 m**	**RND18**	**Rolled**	**S 355**	**MSN nelinearna**	**0,49 -**

Combination key
MSN nelinearna / MSN nelinearna

Partial safety factors		
Resistance of cross-sections	γ_{M0}	1,00
Resistance to instability	γ_{M1}	1,00
Resistance of net sections	γ_{M2}	1,25

Material			
Yield strength	f_y	355,0	MPa
Ultimate strength	f_u	490,0	MPa

Warning: Strength reduction in function of the thickness is not supported for this type of cross-section.

Section checks
Section is classified as Class 3

Section checks	Design force	Value	Unit	Resistance	Value	Unit	Unity check [-]
Tension	N_{Ed}	43,86	kN	$N_{t,Rd}$	89,96	kN	0,49

Combined section checks

Combined section checks	Unity check [-]

EN 1993-1-1 Code Check
National annex: Slovenian SIST-EN NA

Member B118	**4,769 / 4,769 m**	**RND18**	**Rolled**	**S 355**	**MSN nelinearna**	**0,67 -**

Combination key
MSN nelinearna / MSN nelinearna

Partial safety factors		
Resistance of cross-sections	γ_{M0}	1,00
Resistance to instability	γ_{M1}	1,00
Resistance of net sections	γ_{M2}	1,25

Material			
Yield strength	f_y	355,0	MPa
Ultimate strength	f_u	490,0	MPa

Warning: Strength reduction in function of the thickness is not supported for this type of cross-section.

Section checks
Section is classified as Class 3

Section checks	Design force	Value	Unit	Resistance	Value	Unit	Unity check [-]
Tension	N_{Ed}	60,13	kN	$N_{t,Rd}$	89,96	kN	0,67

Combined section checks

Combined section checks	Unity check [-]

EN 1993-1-1 Code Check
National annex: Slovenian SIST-EN NA

Member B128	**0,000 / 4,342 m**	**HEA180**	**Rolled**	**S 355**	**MSN nelinearna**	**0,71 -**

Combination key
MSN nelinearna / MSN nelinearna

Partial safety factors		
Resistance of cross-sections	γ_{M0}	1,00
Resistance to instability	γ_{M1}	1,00
Resistance of net sections	γ_{M2}	1,25

Material			
Yield strength	f_y	355,0	MPa
Ultimate strength	f_u	490,0	MPa

Section checks
Section is classified as Class 2

Section checks	Design force	Value	Unit	Resistance	Value	Unit	Unity check [-]
Compression	N_{Ed}	-239,63	kN	$N_{c,Rd}$	1608,15	kN	0,15
Shear V_y	$V_{y,Ed}$	-3,49	kN	$V_{pl,y,Rd}$	726,79	kN	0,00
Shear V_z	$V_{z,Ed}$	-13,10	kN	$V_{pl,z,Rd}$	297,60	kN	0,04

Combined section checks

Combined section checks	Unity check [-]

Stability checks
Decisive position for stability classification: 0,000 m
Section is classified as Class 2
Buckling group : Default

Buckling axis	k	L [m]	N_{cr} [kN]	M_{cr} [kNm]	λ_{rel}	χ
y-y	3,34	5,018	2066,41		0,88	0,67
z-z	0,76	5,444	646,80		1,58	0,29
LTB	1,00	7,200		77,41	1,22	1,00

Stability checks	Design force	Value	Unit	Resistance	Value	Unit	Unity check [-]
Flexural buckling	N_{Ed}	-239,63	kN	$N_{b,Rd}$	467,80	kN	0,51

Combined stability checks

Interaction factors	k_{yy}	k_{yz}	k_{zy}	k_{zz}
Value	1,09	0,91	0,52	0,82

Maximum moment $M_{y,Ed}$ is derived from beam B128 position 1,503 m.
Maximum moment $M_{z,Ed}$ is derived from beam B129 position 1,169 m.

Combined stability checks	$M_{y,Ed}$ [kNm]	$M_{z,Ed}$ [kNm]	Unity check [-]
Bending and Axial Compression	-19,68	7,52	0,71

EN 1993-1-1 Code Check
National annex: Slovenian SIST-EN NA

Member B135	**3,139 / 3,239 m**	**IPE240**	**Rolled**	**S 355**	**MSN nelinearna**	**0,34 -**

Combination key
MSN nelinearna / MSN nelinearna

Partial safety factors		
Resistance of cross-sections	γ_{M0}	1,00
Resistance to instability	γ_{M1}	1,00
Resistance of net sections	γ_{M2}	1,25

Material			
Yield strength	f_y	355,0	MPa
Ultimate strength	f_u	490,0	MPa

Section checks
Section is classified as Class 1

Section checks	Design force	Value	Unit	Resistance	Value	Unit	Unity check [-]
Compression	N_{Ed}	-53,56	kN	$N_{c,Rd}$	1388,05	kN	0,04
Shear V_y	$V_{y,Ed}$	-1,37	kN	$V_{pl,y,Rd}$	509,00	kN	0,00
Shear V_z	$V_{z,Ed}$	3,13	kN	$V_{pl,z,Rd}$	392,04	kN	0,01
Bending M_y	$M_{y,Ed}$	12,57	kNm	$M_{pl,y,Rd}$	130,28	kNm	0,10
Bending M_z	$M_{z,Ed}$	-1,77	kNm	$M_{pl,z,Rd}$	26,23	kNm	0,07
Torsion	τ_{Ed}	2,7	MPa	τ_{Rd}	205,0	MPa	0,01

Combined section checks

Combined section checks	Unity check [-]
Bending, Axial force and Shear	0,08

Stability checks
Decisive position for stability classification: 3,139 m
Section is classified as Class 1
Buckling group : Default

Buckling axis	k	L [m]	N_{cr} [kN]	M_{cr} [kNm]	λ_{rel}	χ
y-y	1,39	4,514	3959,17		0,59	1,00
z-z	0,95	1,268	3660,38		0,62	1,00
LTB	1,00	1,330		508,54	0,51	1,00

Combined stability checks

Interaction factors	k_{yy}	k_{yz}	k_{zy}	k_{zz}
Value	1,02	0,57	0,54	0,79

Maximum moment $M_{y,Ed}$ is derived from beam B135 position 0,000 m.
Maximum moment $M_{z,Ed}$ is derived from beam B135 position 3,139 m.

Combined stability checks	$M_{y,Ed}$ [kNm]	$M_{z,Ed}$ [kNm]	Unity check [-]
Bending and Axial Compression	-33,86	-1,77	0,34

Values: **$UC_{Overall}$**
Nonlinear calculation
Class: MSN nelinearna
Coordinate system: Principal
Extreme 1D: Cross-section
Selection: All
There are 2 warnings on selected members. 2 of them are shown.

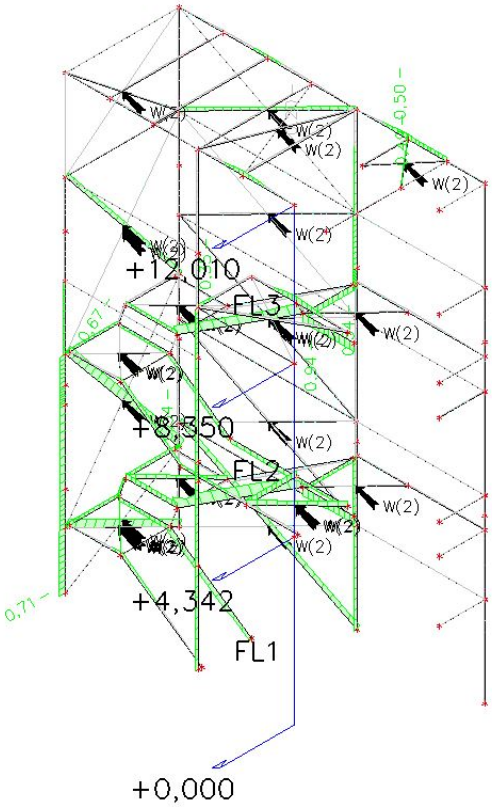

Values: **UC**$_{Sec}$
Nonlinear calculation
Class: MSN nelinearna
Coordinate system: Principal
Extreme 1D: Cross-section
Selection: All
There are 2 warnings on selected members. 2 of them are shown.

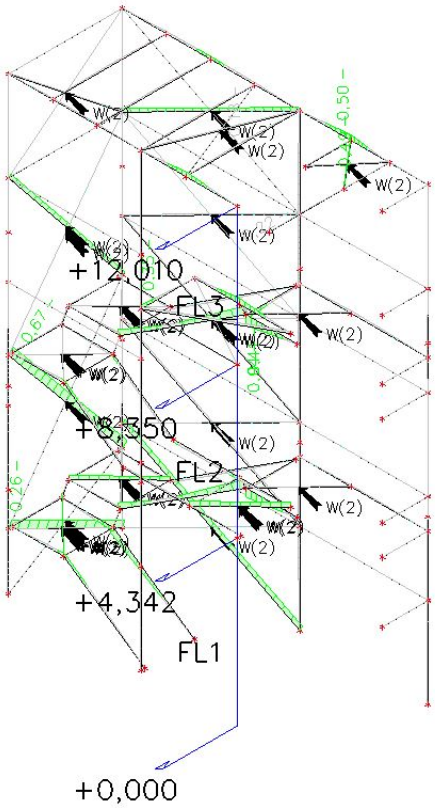

Values: **UC**$_{Stab}$
Nonlinear calculation
Class: MSN nelinearna
Coordinate system: Principal
Extreme 1D: Cross-section
Selection: All
There are 2 warnings on selected members. 2 of them are shown.

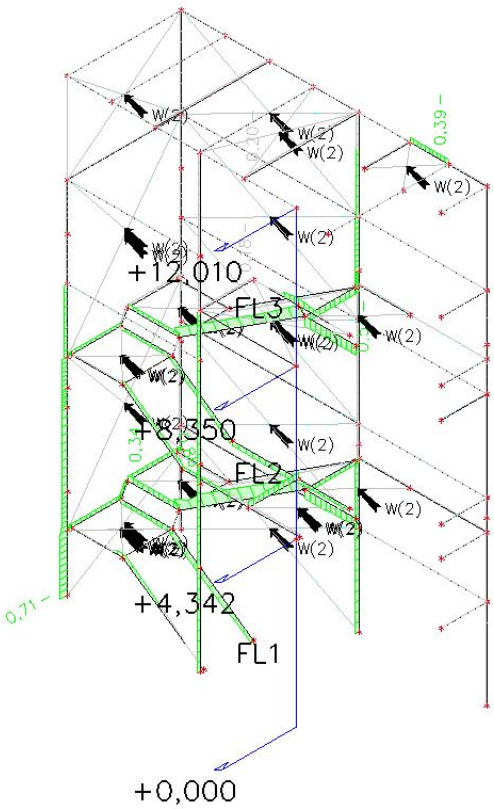

1. Kazalo

1. Kazalo 605
2. Materiali 606
3. Prerezi 606
4. Elementi 611
5. Vozlišča 612
6. 3D model 614
7. Projektni pospešek 615
8. Obtežni primeri 615
8.1. Obtežni primeri - Lastna 615
8.2. Obtežni primeri - Stalna 616
8.3. Obtežni primeri - Sneg 617
8.4. Obtežni primeri - Veter tlak 618
8.5. Obtežni primeri - Veter vzgon 619
8.6. Obtežni primeri - Koristna streha 620
9. Obtežne kombinacije z NSK in pomiki 621
9.1. Obtežne kombinacije z NSK in pomiki - All ULS+SLS 621
9.1.1. 1D internal forces 621
10. Dimenzioniranje Jekla 624
10.1. EC-EN 1993 Steel check ULS 624
10.2. NSK - Overall check 631
10.3. NSK - Section check 631
10.4. NSK - Stability check 632

2. Materiali

Steel EC3

Name	ρ [kg/m³]	E_{mod} [MPa]	μ	Lower limit [mm]	Upper limit [mm]	F_y [MPa]	F_u [MPa]	Colour
		G_{mod} [MPa]	α [m/mK]					
S 235	7850,00	2,1000e+05	0.3	0,00	40,00	235,0	360,0	
		8,0769e+04	0,01e-003	40,00	80,00	215,0	360,0	
S 355	7850,00	2,1000e+05	0.3	0,00	40,00	355,0	490,0	
		8,0769e+04	0,01e-003	40,00	80,00	335,0	470,0	

Name	Type	ρ [kg/m³]	Density in fresh state [kg/m³]	E_{mod} [MPa]	μ	α [m/mK]	$f_{c.k.28}$ [MPa]	Colour
C25/30	Concrete	2500,00	2600,00	3,1500e+04	0.2	0,01e-003	25,00	
C30/37	Concrete	2500,00	2600,00	3,2800e+04	0.2	0,01e-003	30,00	

Explanations of symbols	
Density in fresh state	The value in the density in fresh state property is used only in case a composite deck is input and its self-weight load is taken into account.

3. Prerezi

Stebri HEA180		
Type	HEA180	
Formcode	1 - I section	
Shape type	Thin-walled	
Item material	S 355	
Fabrication	rolled	
Colour		
Flexural buckling y-y, Flexural buckling z-z	b	c
A [mm²]	4,5300e+03	
A_y [mm²], A_z [mm²]	3,2772e+03	1,0992e+03
A_L [m²/m], A_D [m²/m]	1,0200e+00	1,0241e+00
$c_{Y.UCS}$ [mm], $c_{Z.UCS}$ [mm]	90,00	85,50
α [deg]	0,00	
I_y [mm⁴], I_z [mm⁴]	2,5100e+07	9,2500e+06
i_y [mm], i_z [mm]	74,44	45,19
$W_{el.y}$ [mm³], $W_{el.z}$ [mm³]	2,9400e+05	1,0300e+05
$W_{pl.y}$ [mm³], $W_{pl.z}$ [mm³]	3,2500e+05	1,5667e+05
$M_{pl.y.+}$ [Nmm], $M_{pl.y.-}$ [Nmm]	115412417,09	115412417,09
$M_{pl.z.+}$ [Nmm], $M_{pl.z.-}$ [Nmm]	55566327,18	55566327,18
d_y [mm], d_z [mm]	0,00	0,00
I_t [mm⁴], I_w [mm⁶]	1,4800e+05	6,0211e+10
β_y [mm], β_z [mm]	0,00	0,00
Picture	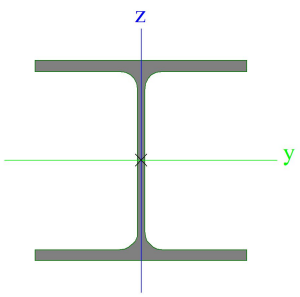	
Primarc HEA180		
Type	HEA180	
Formcode	1 - I section	
Shape type	Thin-walled	
Item material	S 355	

Fabrication	rolled	
Colour		
Flexural buckling y-y, Flexural buckling z-z	b	c
A [mm^2]	4,5300e+03	
A_y [mm^2], A_z [mm^2]	3,2772e+03	1,0992e+03
A_L [m^2/m], A_D [m^2/m]	1,0200e+00	1,0241e+00
$c_{Y.UCS}$ [mm], $c_{Z.UCS}$ [mm]	90,00	85,50
α [deg]	0,00	
I_y [mm^4], I_z [mm^4]	2,5100e+07	9,2500e+06
i_y [mm], i_z [mm]	74,44	45,19
$W_{el.y}$ [mm^3], $W_{el.z}$ [mm^3]	2,9400e+05	1,0300e+05
$W_{pl.y}$ [mm^3], $W_{pl.z}$ [mm^3]	3,2500e+05	1,5667e+05
$M_{pl.y.+}$ [Nmm], $M_{pl.y.-}$ [Nmm]	115412417,09	115412417,09
$M_{pl.z.+}$ [Nmm], $M_{pl.z.-}$ [Nmm]	55566327,18	55566327,18
d_y [mm], d_z [mm]	0,00	0,00
I_t [mm^4], I_w [mm^6]	1,4800e+05	6,0211e+10
β_y [mm], β_z [mm]	0,00	0,00
Picture	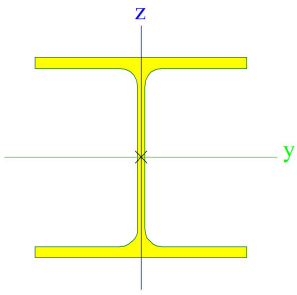	
Sekundarc HEA160		
Type	HEA160	
Formcode	1 - I section	
Shape type	Thin-walled	
Item material	S 355	
Fabrication	rolled	
Colour		
Flexural buckling y-y, Flexural buckling z-z	b	c
A [mm^2]	3,8800e+03	
A_y [mm^2], A_z [mm^2]	2,8071e+03	9,8390e+02
A_L [m^2/m], A_D [m^2/m]	9,0600e-01	9,0613e-01
$c_{Y.UCS}$ [mm], $c_{Z.UCS}$ [mm]	80,00	76,00
α [deg]	0,00	
I_y [mm^4], I_z [mm^4]	1,6700e+07	6,1600e+06
i_y [mm], i_z [mm]	65,61	39,85
$W_{el.y}$ [mm^3], $W_{el.z}$ [mm^3]	2,2000e+05	7,7000e+04
$W_{pl.y}$ [mm^3], $W_{pl.z}$ [mm^3]	2,4500e+05	1,1750e+05
$M_{pl.y.+}$ [Nmm], $M_{pl.y.-}$ [Nmm]	87105596,10	87105596,10
$M_{pl.z.+}$ [Nmm], $M_{pl.z.-}$ [Nmm]	41770317,18	41770317,18
d_y [mm], d_z [mm]	0,00	0,00
I_t [mm^4], I_w [mm^6]	1,2200e+05	3,1410e+10
β_y [mm], β_z [mm]	0,00	0,00

Picture	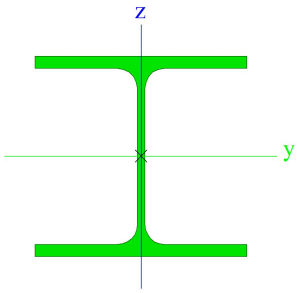	
Steber HEA 160		
Type	HEA160	
Formcode	1 - I section	
Shape type	Thin-walled	
Item material	S 355	
Fabrication	rolled	
Colour		
Flexural buckling y-y, Flexural buckling z-z	b	c
A [mm^2]	3,8800e+03	
A_y [mm^2], A_z [mm^2]	2,8071e+03	9,8390e+02
A_L [m^2/m], A_D [m^2/m]	9,0600e-01	9,0613e-01
$c_{Y.UCS}$ [mm], $c_{Z.UCS}$ [mm]	80,00	76,00
α [deg]	0,00	
I_y [mm^4], I_z [mm^4]	1,6700e+07	6,1600e+06
i_y [mm], i_z [mm]	65,61	39,85
$W_{el.y}$ [mm^3], $W_{el.z}$ [mm^3]	2,2000e+05	7,7000e+04
$W_{pl.y}$ [mm^3], $W_{pl.z}$ [mm^3]	2,4500e+05	1,1750e+05
$M_{pl.y.+}$ [Nmm], $M_{pl.y.-}$ [Nmm]	87105596,10	87105596,10
$M_{pl.z.+}$ [Nmm], $M_{pl.z.-}$ [Nmm]	41770317,18	41770317,18
d_y [mm], d_z [mm]	0,00	0,00
I_t [mm^4], I_w [mm^6]	1,2200e+05	3,1410e+10
β_y [mm], β_z [mm]	0,00	0,00
Picture	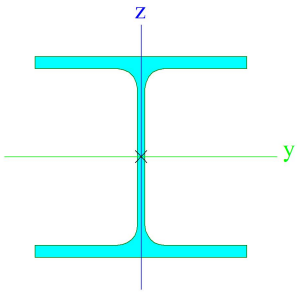	
Primarc HEA 160		
Type	HEA160	
Formcode	1 - I section	
Shape type	Thin-walled	
Item material	S 355	
Fabrication	rolled	
Colour		
Flexural buckling y-y, Flexural buckling z-z	b	c
A [mm^2]	3,8800e+03	
A_y [mm^2], A_z [mm^2]	2,8071e+03	9,8390e+02
A_L [m^2/m], A_D [m^2/m]	9,0600e-01	9,0613e-01
$c_{Y.UCS}$ [mm], $c_{Z.UCS}$ [mm]	80,00	76,00
α [deg]	0,00	
I_y [mm^4], I_z [mm^4]	1,6700e+07	6,1600e+06
i_y [mm], i_z [mm]	65,61	39,85
$W_{el.y}$ [mm^3], $W_{el.z}$ [mm^3]	2,2000e+05	7,7000e+04
$W_{pl.y}$ [mm^3], $W_{pl.z}$ [mm^3]	2,4500e+05	1,1750e+05

$M_{pl.y.+}$ [Nmm], $M_{pl.y.-}$ [Nmm]	87105596,10	87105596,10
$M_{pl.z.+}$ [Nmm], $M_{pl.z.-}$ [Nmm]	41770317,18	41770317,18
d_y [mm], d_z [mm]	0,00	0,00
I_t [mm^4], I_w [mm^6]	1,2200e+05	3,1410e+10
β_y [mm], β_z [mm]	0,00	0,00
Picture	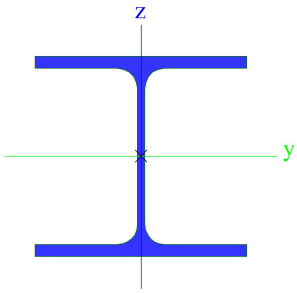	
Diagonala 100/100/5		
Type	QRO100X5	
Formcode	2 - Rectangular hollow section	
Shape type	Thin-walled	
Item material	S 355	
Fabrication	rolled	
Colour		
Flexural buckling y-y, Flexural buckling z-z	a	a
A [mm^2]	1,8800e+03	
A_y [mm^2], A_z [mm^2]	9,3907e+02	9,3907e+02
A_L [m^2/m], A_D [m^2/m]	3,9100e-01	7,5137e-01
$c_{Y.UCS}$ [mm], $c_{Z.UCS}$ [mm]	50,00	50,00
α [deg]	0,00	
I_y [mm^4], I_z [mm^4]	2,8100e+06	2,8100e+06
i_y [mm], i_z [mm]	38,66	38,66
$W_{el.y}$ [mm^3], $W_{el.z}$ [mm^3]	5,6300e+04	5,6300e+04
$W_{pl.y}$ [mm^3], $W_{pl.z}$ [mm^3]	6,6700e+04	6,6700e+04
$M_{pl.y.+}$ [Nmm], $M_{pl.y.-}$ [Nmm]	23672030,60	23672030,60
$M_{pl.z.+}$ [Nmm], $M_{pl.z.-}$ [Nmm]	23672030,60	23672030,60
d_y [mm], d_z [mm]	0,00	0,00
I_t [mm^4], I_w [mm^6]	4,3300e+06	4,1667e+09
β_y [mm], β_z [mm]	0,00	0,00
Picture	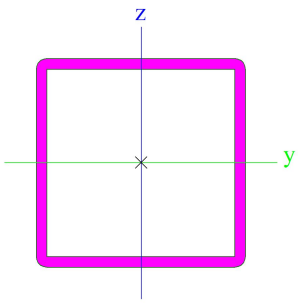	
Povezje 60/60/5		
Type	QRO60X5	
Formcode	2 - Rectangular hollow section	
Shape type	Thin-walled	
Item material	S 355	
Fabrication	rolled	
Colour		
Flexural buckling y-y, Flexural buckling z-z	a	a
A [mm^2]	1,0800e+03	
A_y [mm^2], A_z [mm^2]	5,3907e+02	5,3907e+02

A_L [m²/m], A_D [m²/m]	2,3100e-01	4,3137e-01
$c_{Y.UCS}$ [mm], $c_{Z.UCS}$ [mm]	30,00	30,00
α [deg]	0,00	
I_y [mm⁴], I_z [mm⁴]	5,4100e+05	5,4100e+05
i_y [mm], i_z [mm]	22,38	22,38
$W_{el.y}$ [mm³], $W_{el.z}$ [mm³]	1,8000e+04	1,8000e+04
$W_{pl.y}$ [mm³], $W_{pl.z}$ [mm³]	2,2100e+04	2,2100e+04
$M_{pl.y.+}$ [Nmm], $M_{pl.y.-}$ [Nmm]	7852224,66	7852224,66
$M_{pl.z.+}$ [Nmm], $M_{pl.z.-}$ [Nmm]	7852224,66	7852224,66
d_y [mm], d_z [mm]	0,00	0,00
I_t [mm⁴], I_w [mm⁶]	8,4500e+05	3,2400e+08
β_y [mm], β_z [mm]	0,00	0,00
Picture	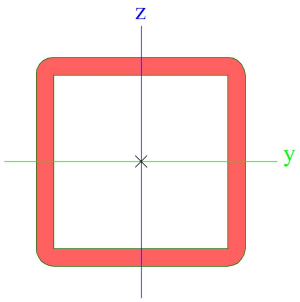	
Nosilec fotovoltaične fasade		
Type	HEA120	
Formcode	1 - I section	
Shape type	Thin-walled	
Item material	S 355	
Fabrication	rolled	
Colour		
Flexural buckling y-y, Flexural buckling z-z	b	c
A [mm²]	2,5300e+03	
A_y [mm²], A_z [mm²]	1,8775e+03	6,1698e+02
A_L [m²/m], A_D [m²/m]	6,7700e-01	6,7730e-01
$c_{Y.UCS}$ [mm], $c_{Z.UCS}$ [mm]	60,00	57,00
α [deg]	0,00	
I_y [mm⁴], I_z [mm⁴]	6,0600e+06	2,3100e+06
i_y [mm], i_z [mm]	48,94	30,22
$W_{el.y}$ [mm³], $W_{el.z}$ [mm³]	1,0600e+05	3,8500e+04
$W_{pl.y}$ [mm³], $W_{pl.z}$ [mm³]	1,1958e+05	5,8750e+04
$M_{pl.y.+}$ [Nmm], $M_{pl.y.-}$ [Nmm]	42455496,06	42455496,06
$M_{pl.z.+}$ [Nmm], $M_{pl.z.-}$ [Nmm]	20898354,92	20898354,92
d_y [mm], d_z [mm]	0,00	0,00
I_t [mm⁴], I_w [mm⁶]	5,9900e+04	6,4719e+09
β_y [mm], β_z [mm]	0,00	0,00
Picture	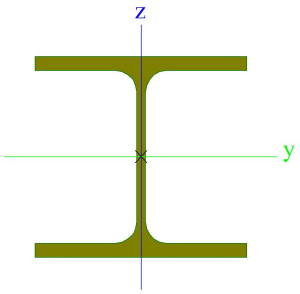	

Explanations of symbols	
Formcode	h - Height b - Flange width

Explanations of symbols	
	t - Flange thickness s - Web thickness

Explanations of symbols	
	r - Radius at flange root r1 - Radius at flange toe a - Flange slope W - Internal bolt distance wm - Unit warping at flange toe
A	Area
A_y	Shear Area in principal y-direction
A_z	Shear Area in principal z-direction
A_L	Circumference per unit length
A_D	Drying surface per unit length
$c_{Y.UCS}$	Centroid coordinate in Y-direction of Input axis system
$c_{Z.UCS}$	Centroid coordinate in Z-direction of Input axis system
$I_{Y.LCS}$	Second moment of area about the YLCS axis
$I_{Z.LCS}$	Second moment of area about the ZLCS axis
$I_{YZ.LCS}$	Product moment of area in the LCS system
α	Rotation angle of the principal axis system
I_y	Second moment of area about the principal y-axis
I_z	Second moment of area about the principal z-axis
i_y	Radius of gyration about the principal y-axis

Explanations of symbols	
i_z	Radius of gyration about the principal z-axis
$W_{el.y}$	Elastic section modulus about the principal y-axis
$W_{el.z}$	Elastic section modulus about the principal z-axis
$W_{pl.y}$	Plastic section modulus about the principal y-axis
$W_{pl.z}$	Plastic section modulus about the principal z-axis
$M_{pl.y.+}$	Plastic moment about the principal y-axis for a positive My moment
$M_{pl.y.-}$	Plastic moment about the principal y-axis for a negative My moment
$M_{pl.z.+}$	Plastic moment about the principal z-axis for a positive Mz moment
$M_{pl.z.-}$	Plastic moment about the principal z-axis for a negative Mz moment
d_y	Shear center coordinate in principal y-direction measured from the centroid
d_z	Shear center coordinate in principal z-direction measured from the centroid
I_t	Torsional constant
I_w	Warping constant
β_y	Mono-symmetry constant about the principal y-axis
β_z	Mono-symmetry constant about the principal z-axis

4. Elementi

Name	Cross-section	Material	Length [m]	Beg. node	End node	Type
Beam-341	Sekundarc HEA160 - HEA160	S 355	5,599	N498	N499	beam (80)
Beam-345	Primarc HEA 160 - HEA160	S 355	4,230	N507	N508	beam (80)
Beam-346	Primarc HEA 160 - HEA160	S 355	1,800	N509	N507	beam (80)
Beam-347	Primarc HEA 160 - HEA160	S 355	4,470	N510	N509	beam (80)
Beam-348	Primarc HEA 160 - HEA160	S 355	1,800	N511	N512	beam (80)
Beam-349	Primarc HEA 160 - HEA160	S 355	4,470	N513	N511	beam (80)
Beam-352	Sekundarc HEA160 - HEA160	S 355	5,100	N508	N517	beam (80)
Beam-353	Sekundarc HEA160 - HEA160	S 355	4,950	N518	N508	beam (80)
Beam-354	Sekundarc HEA160 - HEA160	S 355	4,950	N519	N518	beam (80)
Beam-355	Sekundarc HEA160 - HEA160	S 355	5,100	N510	N516	beam (80)
Beam-356	Sekundarc HEA160 - HEA160	S 355	4,950	N513	N510	beam (80)
Beam-357	Sekundarc HEA160 - HEA160	S 355	4,950	N520	N513	beam (80)
Beam-358	Primarc HEA180 - HEA180	S 355	6,310	N521	N522	beam (80)
Beam-359	Primarc HEA180 - HEA180	S 355	6,310	N523	N524	beam (80)
Beam-360	Primarc HEA180 - HEA180	S 355	6,310	N525	N526	beam (80)
Beam-361	Primarc HEA180 - HEA180	S 355	6,310	N527	N528	beam (80)
Beam-362	Primarc HEA180 - HEA180	S 355	6,310	N529	N530	beam (80)
Beam-363	Sekundarc HEA160 - HEA160	S 355	0,379	N522	N531	beam (80)
Beam-364	Sekundarc HEA160 - HEA160	S 355	4,921	N524	N522	beam (80)
Beam-365	Sekundarc HEA160 - HEA160	S 355	5,042	N526	N524	beam (80)
Beam-366	Sekundarc HEA160 - HEA160	S 355	5,122	N528	N526	beam (80)
Beam-367	Sekundarc HEA160 - HEA160	S 355	4,971	N530	N528	beam (80)
Beam-368	Sekundarc HEA160 - HEA160	S 355	5,557	N532	N530	beam (80)
Beam-369	Sekundarc HEA160 - HEA160	S 355	0,964	N521	N533	beam (80)
Beam-370	Sekundarc HEA160 - HEA160	S 355	4,921	N523	N521	beam (80)
Beam-371	Sekundarc HEA160 - HEA160	S 355	5,042	N525	N523	beam (80)
Beam-372	Sekundarc HEA160 - HEA160	S 355	5,122	N527	N525	beam (80)
Beam-373	Sekundarc HEA160 - HEA160	S 355	4,971	N529	N527	beam (80)
Beam-374	Sekundarc HEA160 - HEA160	S 355	4,971	N534	N529	beam (80)
Beam-375	Diagonala 100/100/5 - QRO100X5	S 355	1,384	N521	N535	beam (80)
Beam-376	Diagonala 100/100/5 - QRO100X5	S 355	0,699	N522	N536	beam (80)

Name	Cross-section	Material	Length [m]	Beg. node	End node	Type
Beam-377	Povezje 60/60/5 - QRO60X5	S 355	5,100	N537	N507	beam (80)
Beam-378	Povezje 60/60/5 - QRO60X5	S 355	4,950	N512	N507	beam (80)
Beam-379	Povezje 60/60/5 - QRO60X5	S 355	4,950	N538	N512	beam (80)
Beam-389	Nosilec fotovoltaične fasade - HEA120	S 355	0,872	N553	N554	beam (80)
Beam-390	Primarc HEA 160 - HEA160	S 355	4,230	N512	N518	beam (80)
Beam-391	Diagonala 100/100/5 - QRO100X5	S 355	1,263	N555	N521	beam (80)
Beam-392	Diagonala 100/100/5 - QRO100X5	S 355	6,739	N524	N555	beam (80)
Beam-393	Diagonala 100/100/5 - QRO100X5	S 355	6,802	N556	N524	beam (80)
Beam-394	Diagonala 100/100/5 - QRO100X5	S 355	1,275	N525	N556	beam (80)
Beam-395	Diagonala 100/100/5 - QRO100X5	S 355	1,282	N557	N525	beam (80)
Beam-396	Diagonala 100/100/5 - QRO100X5	S 355	6,845	N528	N557	beam (80)
Beam-397	Diagonala 100/100/5 - QRO100X5	S 355	6,765	N558	N528	beam (80)
Beam-398	Diagonala 100/100/5 - QRO100X5	S 355	1,268	N529	N558	beam (80)
Beam-399	Diagonala 100/100/5 - QRO100X5	S 355	1,327	N559	N529	beam (80)
Beam-400	Diagonala 100/100/5 - QRO100X5	S 355	7,081	N532	N559	beam (80)
Beam-401	Nosilec fotovoltaične fasade - HEA120	S 355	4,921	N560	N553	beam (80)
Beam-402	Nosilec fotovoltaične fasade - HEA120	S 355	5,042	N561	N560	beam (80)
Beam-403	Nosilec fotovoltaične fasade - HEA120	S 355	5,122	N562	N561	beam (80)
Beam-404	Nosilec fotovoltaične fasade - HEA120	S 355	4,971	N563	N562	beam (80)
Beam-405	Nosilec fotovoltaične fasade - HEA120	S 355	5,064	N564	N563	beam (80)
Beam-406	Diagonala 100/100/5 - QRO100X5	S 355	5,060	N565	N537	beam (80)
Beam-407	Diagonala 100/100/5 - QRO100X5	S 355	1,566	N508	N565	beam (80)
Beam-408	Diagonala 100/100/5 - QRO100X5	S 355	1,539	N566	N508	beam (80)
Beam-409	Diagonala 100/100/5 - QRO100X5	S 355	4,972	N512	N566	beam (80)
Beam-410	Diagonala 100/100/5 - QRO100X5	S 355	4,972	N567	N512	beam (80)
Beam-411	Diagonala 100/100/5 - QRO100X5	S 355	1,539	N519	N567	beam (80)
Beam-412	Nosilec fotovoltaične fasade - HEA120	S 355	5,100	N568	N569	beam (80)
Beam-413	Nosilec fotovoltaične fasade - HEA120	S 355	4,950	N570	N568	beam (80)
Beam-414	Nosilec fotovoltaične fasade - HEA120	S 355	4,950	N571	N570	beam (80)
Column-139	Steber HEA 160 - HEA160	S 355	3,900	N585	N508	column (100)
Column-140	Steber HEA 160 - HEA160	S 355	3,900	N586	N518	column (100)
Column-141	Steber HEA 160 - HEA160	S 355	3,900	N587	N507	column (100)
Column-142	Steber HEA 160 - HEA160	S 355	3,900	N588	N509	column (100)
Column-143	Steber HEA 160 - HEA160	S 355	3,900	N589	N510	column (100)
Column-144	Steber HEA 160 - HEA160	S 355	3,900	N590	N512	column (100)
Column-145	Steber HEA 160 - HEA160	S 355	3,900	N591	N511	column (100)
Column-146	Steber HEA 160 - HEA160	S 355	3,900	N592	N513	column (100)
Column-147	Stebri HEA180 - HEA180	S 355	3,900	N593	N521	column (100)
Column-148	Stebri HEA180 - HEA180	S 355	3,900	N594	N522	column (100)
Column-149	Stebri HEA180 - HEA180	S 355	3,900	N595	N524	column (100)
Column-150	Stebri HEA180 - HEA180	S 355	3,900	N596	N523	column (100)
Column-151	Stebri HEA180 - HEA180	S 355	3,900	N597	N526	column (100)
Column-152	Stebri HEA180 - HEA180	S 355	3,900	N598	N525	column (100)
Column-153	Stebri HEA180 - HEA180	S 355	3,900	N599	N528	column (100)
Column-154	Stebri HEA180 - HEA180	S 355	3,900	N600	N527	column (100)
Column-155	Stebri HEA180 - HEA180	S 355	3,900	N601	N529	column (100)
Column-156	Stebri HEA180 - HEA180	S 355	3,900	N602	N530	column (100)
Column-157	Sekundarc HEA160 - HEA160	S 355	6,337	N534	N532	beam (80)
Column-158	Sekundarc HEA160 - HEA160	S 355	5,442	N532	N520	beam (80)
Column-159	Sekundarc HEA160 - HEA160	S 355	6,270	N520	N538	beam (80)
Column-160	Sekundarc HEA160 - HEA160	S 355	3,230	N538	N571	beam (80)
Column-161	Sekundarc HEA160 - HEA160	S 355	1,000	N571	N519	beam (80)
Column-162	Diagonala 100/100/5 - QRO100X5	S 355	6,337	N533	N531	beam (80)

5. Vozlišča

Name	Coord X [m]	Coord Y [m]	Coord Z [m]
N498	122,363	15,331	12,050
N499	122,363	20,930	12,050
N507	114,163	27,200	12,050
N508	114,163	31,430	12,050
N509	114,163	25,400	12,050
N510	114,163	20,930	12,050
N511	119,113	25,400	12,050

Name	Coord X [m]	Coord Y [m]	Coord Z [m]
N512	119,113	27,200	12,050
N513	119,113	20,930	12,050
N516	109,063	20,930	12,050
N517	109,063	31,430	12,050
N518	119,113	31,430	12,050
N519	124,063	31,430	12,050
N520	124,063	20,930	12,050

Name	Coord X [m]	Coord Y [m]	Coord Z [m]
N521	99,143	6,840	12,050
N522	98,560	13,123	12,050
N523	104,043	7,294	12,050
N524	103,460	13,577	12,050
N525	109,063	7,760	12,050
N526	108,480	14,043	12,050
N527	114,163	8,233	12,050
N528	113,580	14,516	12,050
N529	119,113	8,692	12,050
N530	118,530	14,975	12,050
N531	98,183	13,088	12,050
N532	124,063	15,488	12,050
N533	98,183	6,751	12,050
N534	124,063	9,151	12,050
N535	98,183	7,836	12,050
N536	98,183	12,534	12,050
N537	109,063	27,200	12,050
N538	124,063	27,200	12,050
N553	99,051	7,831	12,050
N554	98,183	7,751	12,050
N555	99,824	7,903	12,050
N556	108,179	8,678	12,050
N557	109,776	8,826	12,050
N558	118,240	9,611	12,050
N559	119,894	9,765	12,050
N560	103,951	8,286	12,050
N561	108,971	8,751	12,050
N562	114,071	9,224	12,050
N563	119,021	9,684	12,050
N564	124,063	10,151	12,050

Name	Coord X [m]	Coord Y [m]	Coord Z [m]
N565	112,957	30,430	12,050
N566	115,333	30,430	12,050
N567	122,893	30,430	12,050
N568	114,163	30,430	12,050
N569	109,063	30,430	12,050
N570	119,113	30,430	12,050
N571	124,063	30,430	12,050
N585	114,163	31,430	8,150
N586	119,113	31,430	8,150
N587	114,163	27,200	8,150
N588	114,163	25,400	8,150
N589	114,163	20,930	8,150
N590	119,113	27,200	8,150
N591	119,113	25,400	8,150
N592	119,113	20,930	8,150
N593	99,143	6,840	8,150
N594	98,560	13,123	8,150
N595	103,460	13,577	8,150
N596	104,043	7,294	8,150
N597	108,480	14,043	8,150
N598	109,063	7,760	8,150
N599	113,580	14,516	8,150
N600	114,163	8,233	8,150
N601	119,113	8,692	8,150
N602	118,530	14,975	8,150
N603	119,113	31,430	9,600
N604	114,163	31,430	9,600
N605	119,113	31,430	9,450
N606	114,163	31,430	9,450

6. 3D model

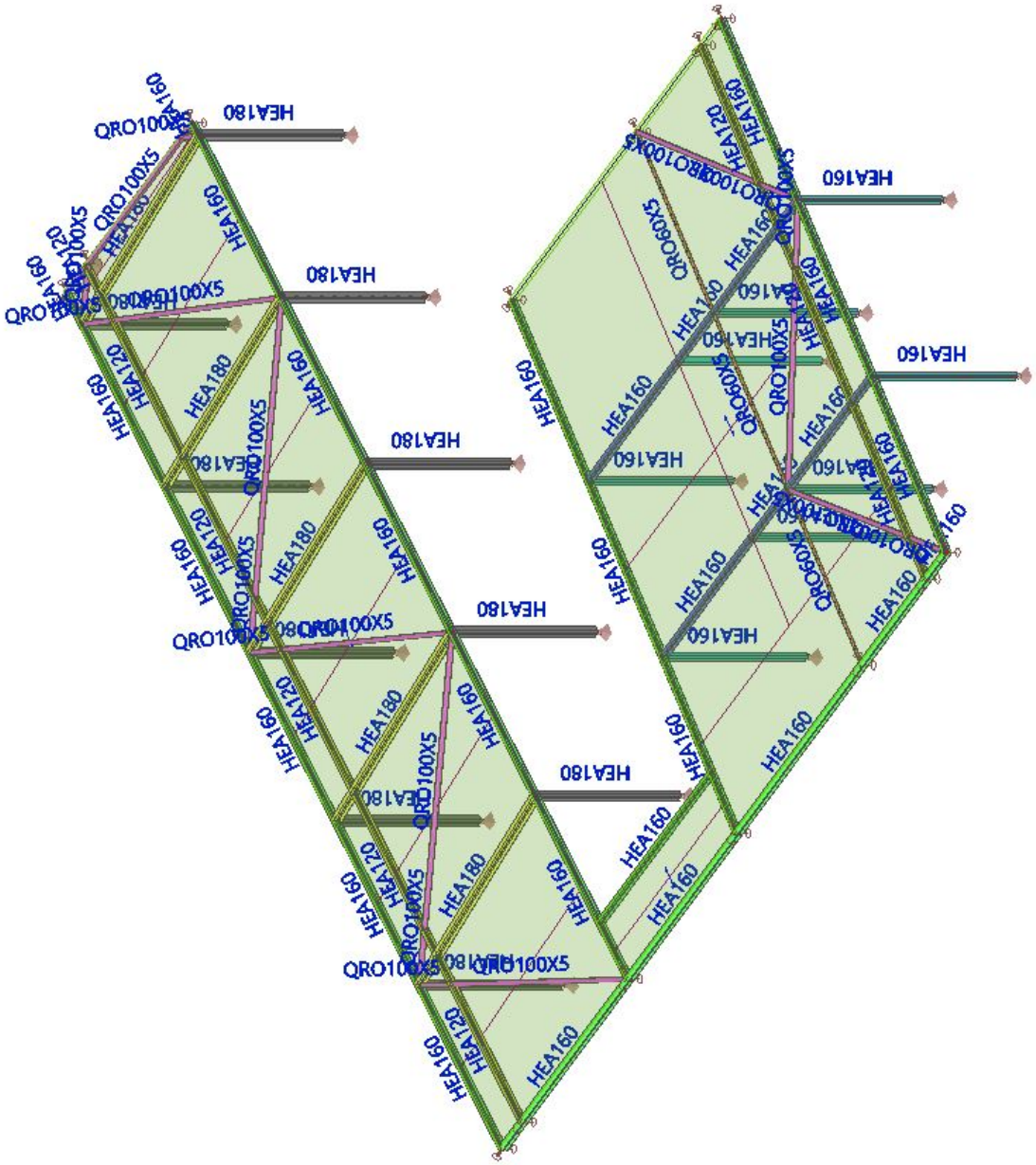

7. Projektni pospešek

Name UniqueID	Type drawing	Info	Drawing
Projektni pospešek	Period	Type code - EN 1998-1:2004 – Eurocode Subsoil type - C Direction - Horizontal Spectrum type - type 1 coeff accel. ag - 0.15 ag - design acceleration - 1.47105 beta - 0.2 q - behaviour factor - 1.5	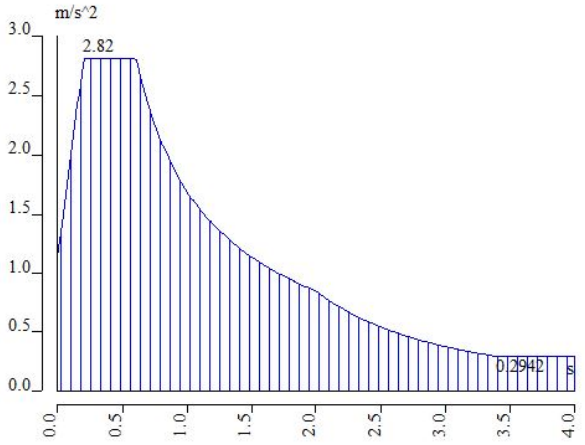

8. Obtežni primeri

8.1. Obtežni primeri - Lastna

Name	Description Spec	Action type Load type	Load group	Direction	Modification group
Lastna		Permanent	Lastna in stalna	-Z	None
		Self weight			

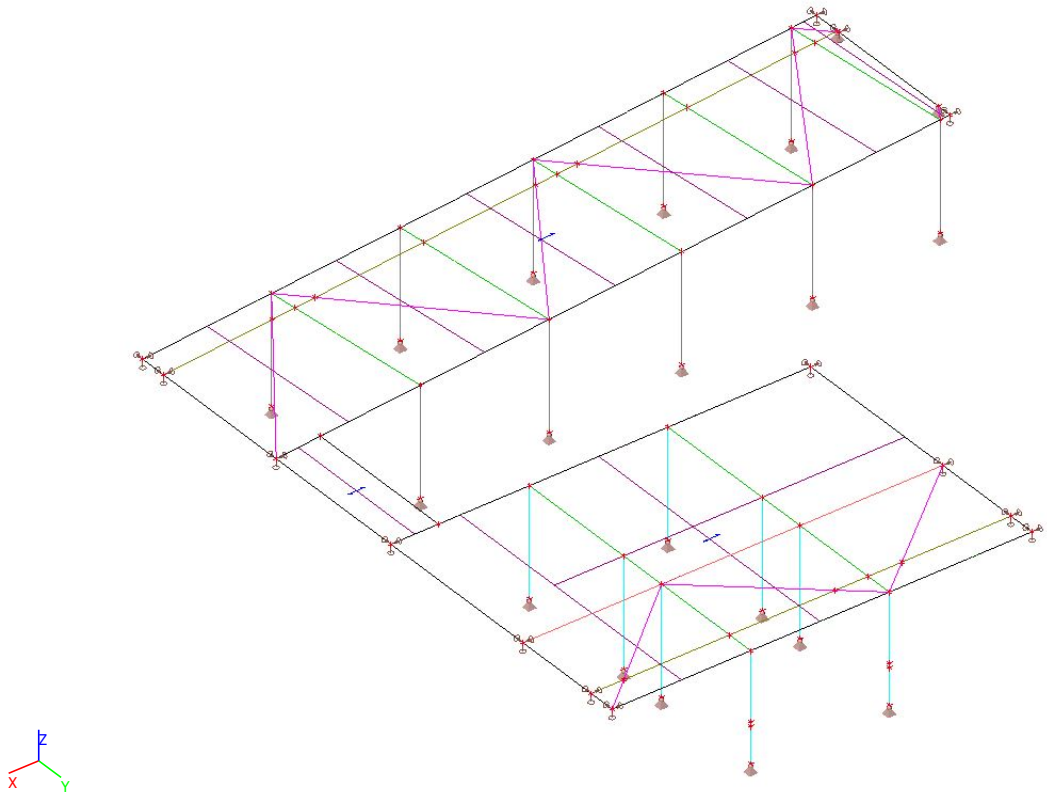

8.2. Obtežni primeri - Stalna

Name	Description	Action type	Load group	Modification group
	Spec	Load type		
Stalna		Permanent	Lastna in stalna	None
		Standard		

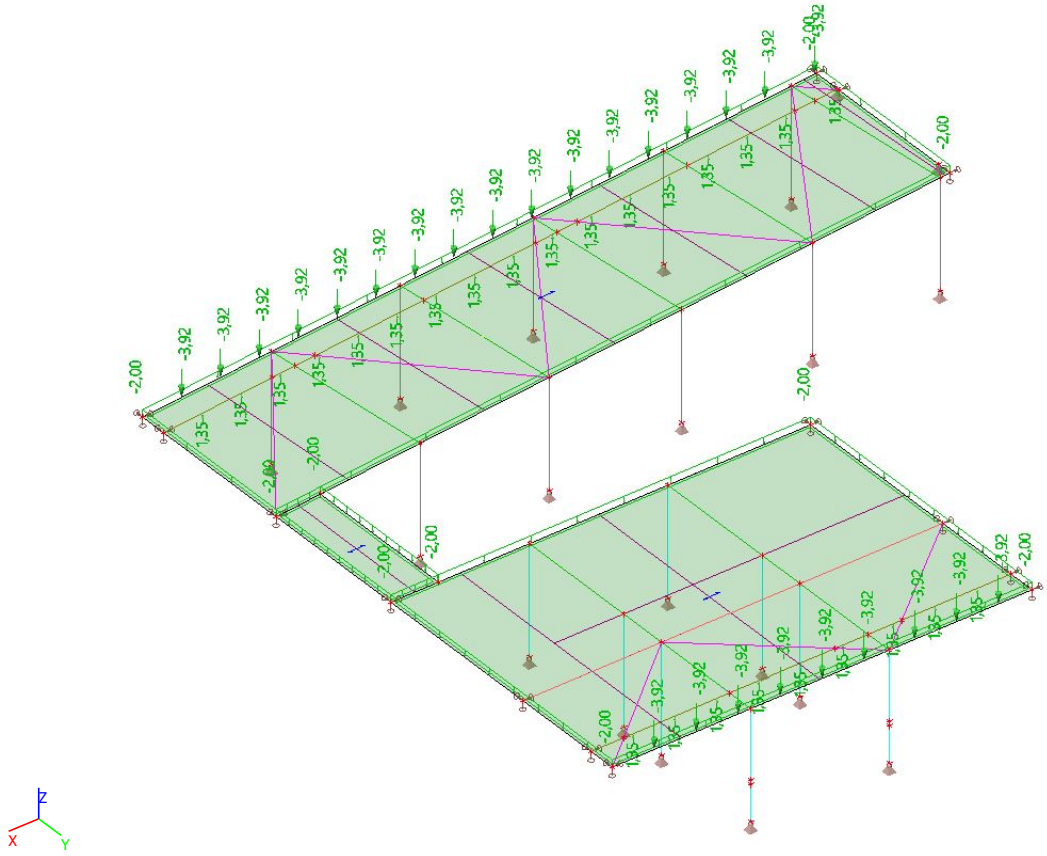

8.3. Obtežni primeri - Sneg

Name	Description	Action type	Load group	Duration	Master load case	Modification group
	Spec	Load type				
Sneg	Standard	Variable Static	Sneg	Short	None	None

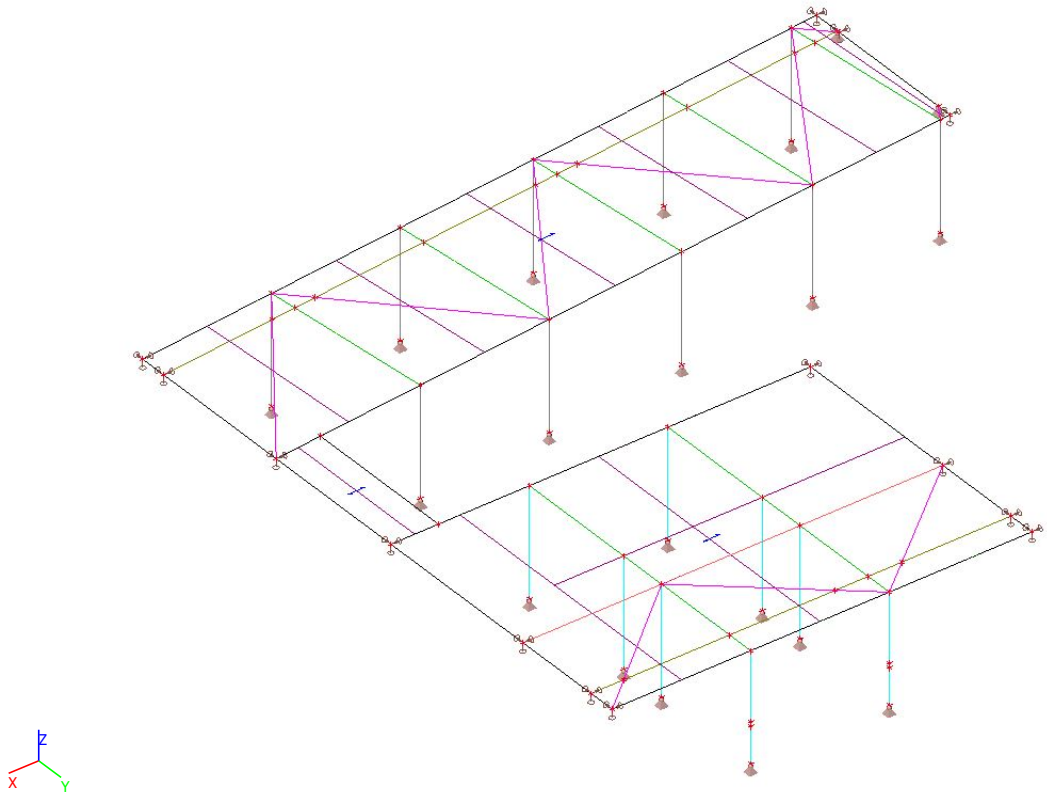

8.4. Obtežni primeri - Veter tlak

Name	Description	Action type	Load group	Master load case	Modification group
	Spec	Load type			
Veter tlak		Variable	Veter	None	None
	Static wind	Static			

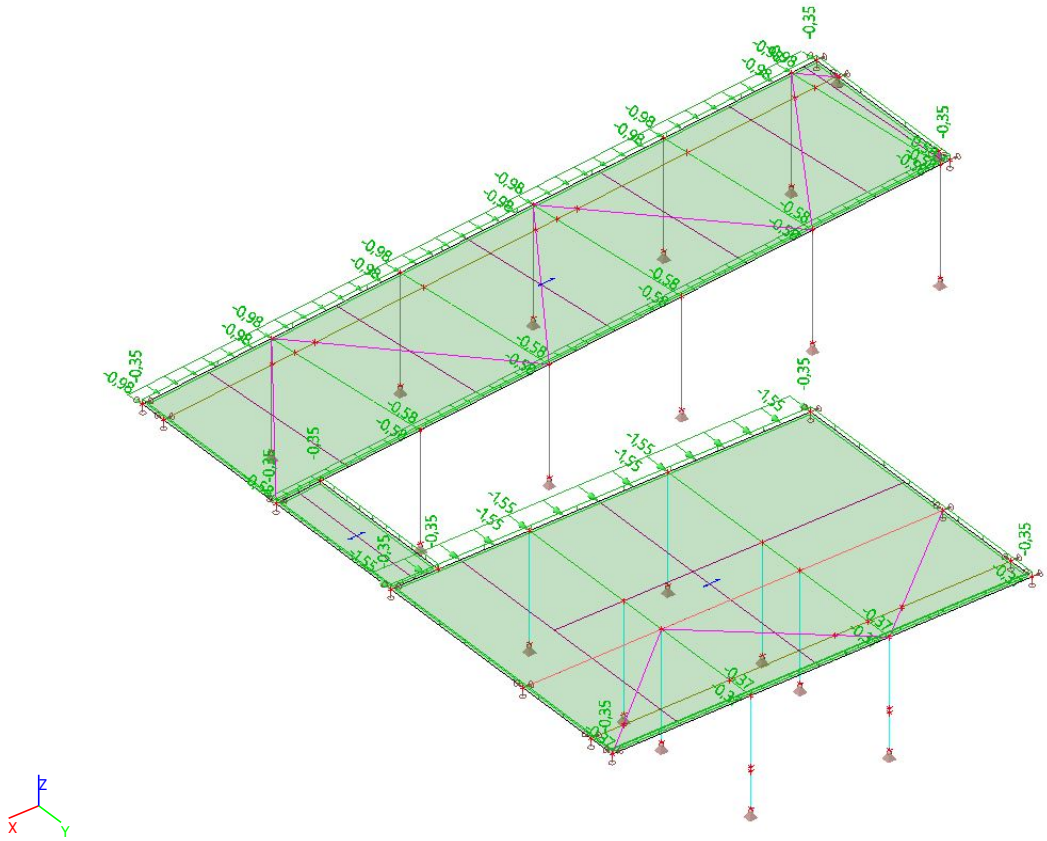

8.5. Obtežni primeri - Veter vzgon

Name	Description	Action type	Load group	Master load case	Modification group
	Spec	Load type			
Veter vzgon		Variable	Veter	None	None
	Static wind	Static			

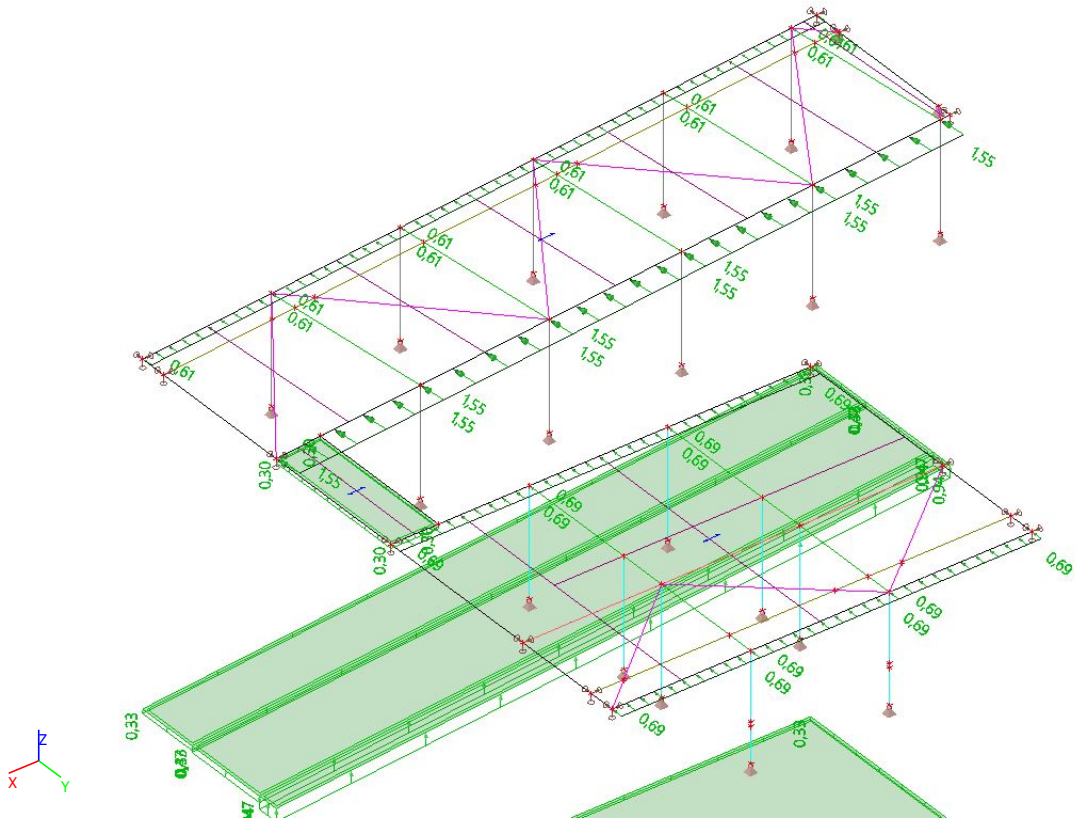

8.6. Obtežni primeri - Koristna streha

Name	Description	Action type	Load group	Duration	Master load case	Modification group
	Spec	Load type				
Koristna streha		Variable	Koristna streha	Short	None	None
	Standard	Static				

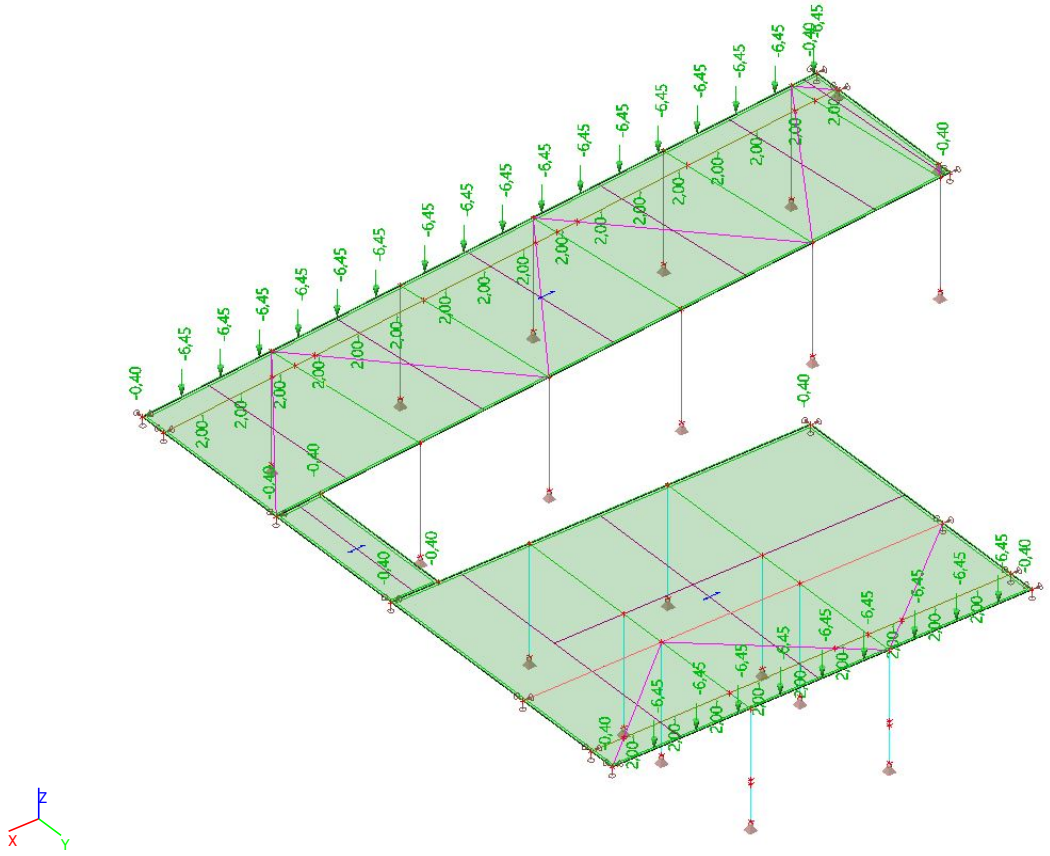

9. Obtežne kombinacije z NSK in pomiki

9.1. Obtežne kombinacije z NSK in pomiki - All ULS+SLS

Name	List
All ULS+SLS	ULS-Set B (auto) - EN-ULS (STR/GEO) Set B
	ULS-Seis (auto) - EN-Seismic
	Potres x - Envelope - ultimate
	Potres y - Envelope - ultimate
	SLS-Char (auto) - EN-SLS Characteristic
	SLS-Quasi (auto) - EN-SLS Quasi-permanent

9.1.1. 1D internal forces

Linear calculation
Class: All ULS+SLS
Coordinate system: Principal
Extreme 1D: Global
Selection: All

Name	dx [m]	Case	N [kN]	V_y [kN]	V_z [kN]	M_x [kNm]	M_y [kNm]	M_z [kNm]
Column-152	0,000	ULS-Set B (auto)/1	**-97,42**	0,00	8,88	0,00	0,00	0,00
Beam-389	0,808+	ULS-Seis (auto)/2	**69,19**	-0,02	1,18	0,02	-0,08	0,00
Column-162	1,086-	ULS-Seis (auto)/3	26,95	**-25,74**	-11,31	0,00	-1,27	-2,64
Column-162	1,000+	ULS-Seis (auto)/4	-27,01	**23,28**	-15,78	-0,01	-0,37	0,30
Beam-347	4,470	ULS-Set B (auto)/5	-16,06	-0,02	**-61,33**	0,00	-43,14	-0,11
Beam-345	0,000	ULS-Set B (auto)/1	-5,08	0,01	**54,20**	0,00	-31,87	-0,05

Name	dx [m]	Case	N [kN]	V_y [kN]	V_z [kN]	M_x [kNm]	M_y [kNm]	M_z [kNm]
Beam-363	0,000	ULS-Set B (auto)/1	0,13	0,48	-0,98	**-0,14**	0,41	-0,18
Beam-369	0,864+	ULS-Set B (auto)/5	1,03	-0,17	1,59	**0,06**	0,18	0,02
Beam-362	6,310	ULS-Set B (auto)/5	-6,46	0,09	-55,52	0,00	**-45,20**	0,00
Beam-362	3,121-	ULS-Set B (auto)/5	-6,46	0,09	-0,71	0,00	**44,04**	-0,28
Beam-345	0,000	ULS-Seis (auto)/6	-9,65	10,00	34,17	0,00	-20,63	**-13,44**
Beam-345	0,000	ULS-Seis (auto)/7	3,11	-9,99	34,22	0,00	-20,87	**13,41**

Name	Combination key
ULS-Set B (auto)/1	1.35*Lastna + 1.35*Stalna + 1.50*Koristna streha
ULS-Seis (auto)/2	Lastna + Stalna + Potres x + Potres x_AE + 0.30*Potres y + 0.30*Potres y_AE
ULS-Seis (auto)/3	Lastna + Stalna - 0.30*Potres x - 0.30*Potres x_AE + Potres y - Potres y_AE
ULS-Seis (auto)/4	Lastna + Stalna + 0.30*Potres x + 0.30*Potres x_AE - Potres y + Potres y_AE
ULS-Set B (auto)/5	1.35*Lastna + 1.35*Stalna + 1.50*Veter tlak
ULS-Seis (auto)/6	Lastna + Stalna + Potres x - Potres x_AE + 0.30*Potres y - 0.30*Potres y_AE
ULS-Seis (auto)/7	Lastna + Stalna - Potres x + Potres x_AE - 0.30*Potres y + 0.30*Potres y_AE

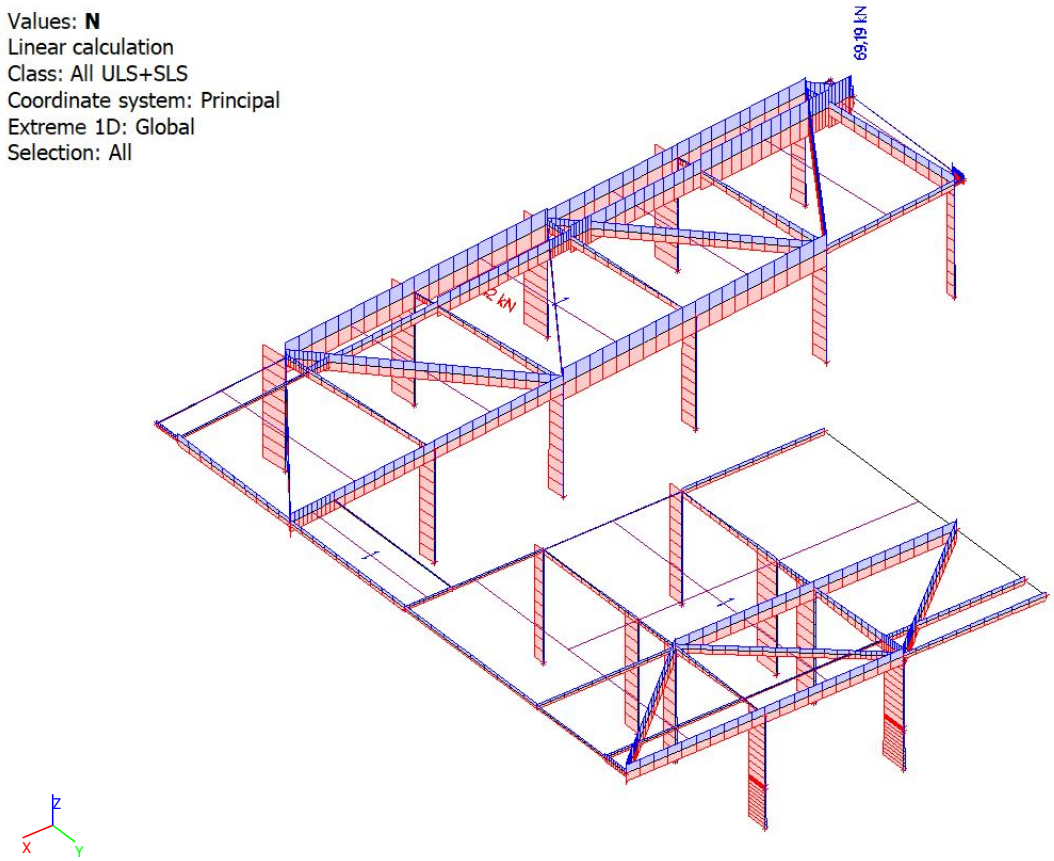

Values: V_z
Linear calculation
Class: All ULS+SLS
Coordinate system: Principal
Extreme 1D: Global
Selection: All

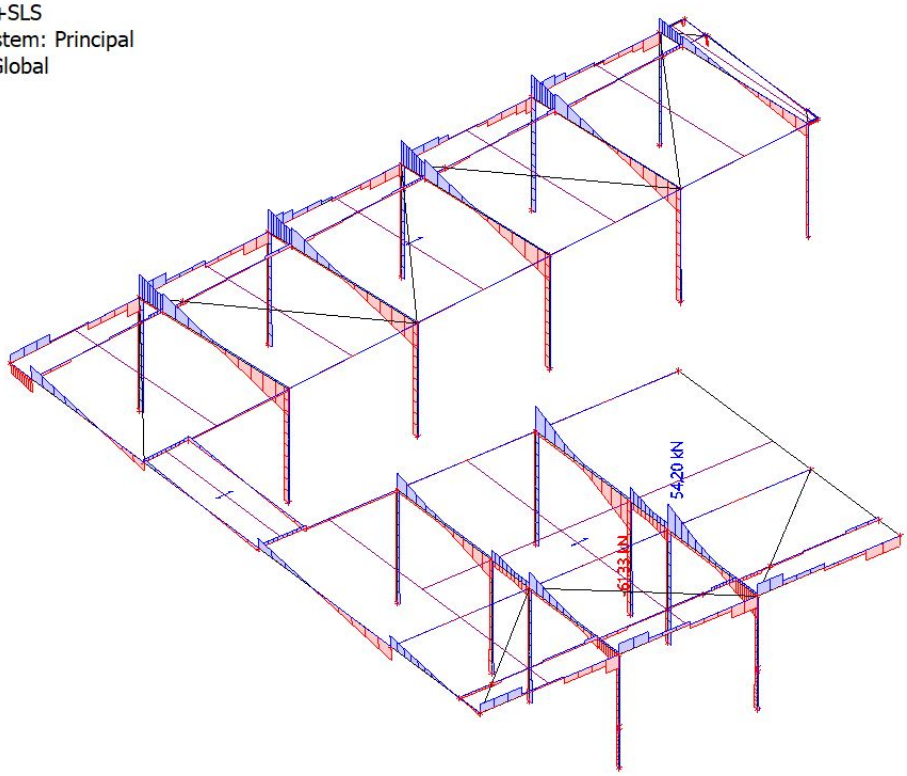

Values: M_y
Linear calculation
Class: All ULS+SLS
Coordinate system: Principal
Extreme 1D: Global
Selection: All

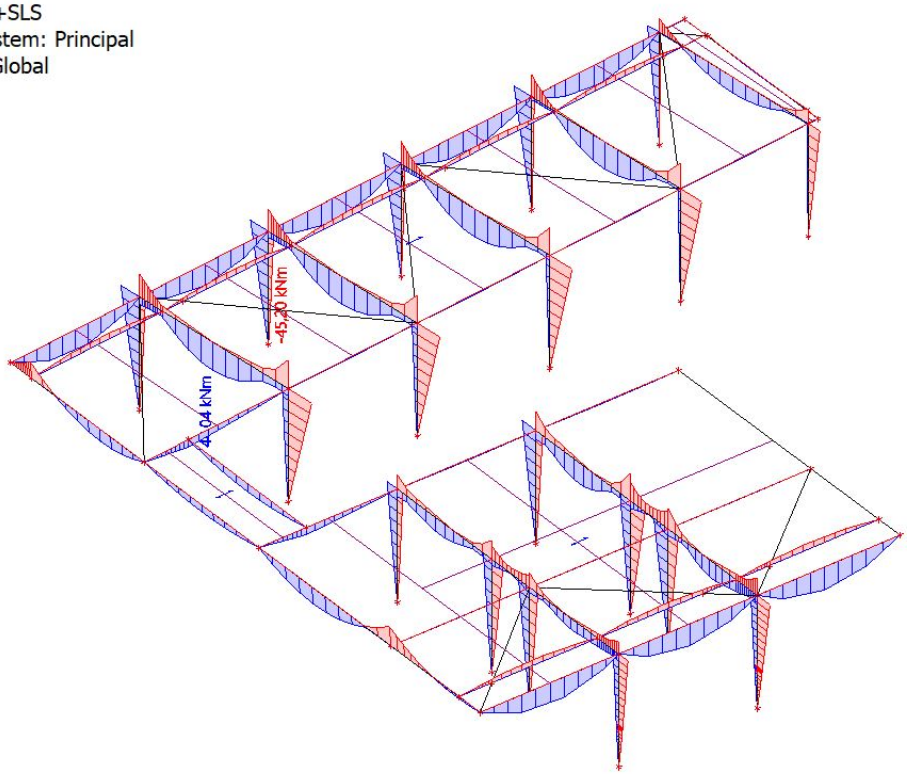

10. Dimenzioniranje Jekla

10.1. EC-EN 1993 Steel check ULS

Values: **$UC_{Overall}$**
Linear calculation
Class: All ULS
Coordinate system: Principal
Extreme 1D: Cross-section
Selection: All

EN 1993-1-1 Code Check
National annex: Slovenian SIST-EN NA

Member Beam-347	**1,788 / 4,470 m**	**HEA160**	**Rolled**	**S 355**	**All ULS**	**0,87 -**

Combination key
All ULS / Lastna + Stalna + Potres x - Potres x_AE + 0.30*Potres y - 0.30*Potres y_AE

Partial safety factors		
Resistance of cross-sections	γ_{M0}	1,00
Resistance to instability	γ_{M1}	1,00
Resistance of net sections	γ_{M2}	1,25

Material			
Yield strength	f_y	355,0	MPa
Ultimate strength	f_u	490,0	MPa

Section checks
Section is classified as Class 3

Section checks	Design force	Value	Unit	Resistance	Value	Unit	Unity check [-]
Compression	N_{Ed}	-5,24	kN	$N_{c,Rd}$	1377,40	kN	0,00
Shear V_y	$V_{y,Ed}$	4,03	kN	$V_{pl,y,Rd}$	616,11	kN	0,01
Shear V_z	$V_{z,Ed}$	4,45	kN	$V_{pl,z,Rd}$	271,37	kN	0,03
Bending M_y	$M_{y,Ed}$	18,95	kNm	$M_{el,y,Rd}$	78,10	kNm	0,24
Bending M_z	$M_{z,Ed}$	11,49	kNm	$M_{el,z,Rd}$	27,34	kNm	0,42
Torsion	τ_{Ed}	1,2	MPa	τ_{Rd}	205,0	MPa	0,01

Combined section checks

Combined section checks	Unity check [-]
Bending, Axial force and Shear	0,67

Stability checks
Decisive position for stability classification: 1,788 m
Section is classified as Class 3
Buckling group : Default

Buckling axis	k	L [m]	N_{cr} [kN]	M_{cr} [kNm]	λ_{rel}	χ
y-y	1,33	5,944	979,81		1,19	1,00
z-z	0,81	5,063	498,16		1,66	1,00
LTB	1,00	6,270		98,43	0,89	0,85

Stability checks	Design force	Value	Unit	Resistance	Value	Unit	Unity check [-]
Lateral Torsional Buckling	$M_{y,Ed}$	18,95	kNm	$M_{b,Rd}$	66,73	kNm	0,28

Combined stability checks

Interaction factors	k_{yy}	k_{yz}	k_{zy}	k_{zz}
Value	1,01	1,01	1,01	1,01

Maximum moment $M_{y,Ed}$ is derived from beam Beam-347 position 4,470 m.
Maximum moment $M_{z,Ed}$ is derived from beam Beam-346 position 1,800 m.

Combined stability checks	$M_{y,Ed}$ [kNm]	$M_{z,Ed}$ [kNm]	Unity check [-]
Bending and Axial Compression	-24,73	-13,44	0,87

EN 1993-1-1 Code Check
National annex: Slovenian SIST-EN NA

Member Beam-359	**3,121 / 6,310 m**	**HEA180**	**Rolled**	**S 355**	**All ULS**	**0,57 -**

Combination key
All ULS / 1.35*Lastna + 1.35*Stalna + 1.50*Veter tlak

Partial safety factors		
Resistance of cross-sections	γ_{M0}	1,00
Resistance to instability	γ_{M1}	1,00
Resistance of net sections	γ_{M2}	1,25

Material			
Yield strength	f_y	355,0	MPa
Ultimate strength	f_u	490,0	MPa

Section checks
Section is classified as Class 3

Section checks	Design force	Value	Unit	Resistance	Value	Unit	Unity check [-]
Compression	N_{Ed}	-16,14	kN	$N_{c,Rd}$	1608,15	kN	0,01
Shear V_y	$V_{y,Ed}$	0,17	kN	$V_{pl,y,Rd}$	726,79	kN	0,00
Shear V_z	$V_{z,Ed}$	0,27	kN	$V_{pl,z,Rd}$	297,60	kN	0,00
Bending M_y	$M_{y,Ed}$	42,69	kNm	$M_{el,y,Rd}$	104,37	kNm	0,41
Bending M_z	$M_{z,Ed}$	-0,54	kNm	$M_{el,z,Rd}$	36,56	kNm	0,01
Torsion	τ_{Ed}	0,1	MPa	τ_{Rd}	205,0	MPa	0,00

Combined section checks

Combined section checks	Unity check [-]
Bending, Axial force and Shear	0,43

Stability checks
Decisive position for stability classification: 3,121 m
Section is classified as Class 3
Buckling group : Default

Buckling axis	k	L [m]	N_{cr} [kN]	M_{cr} [kNm]	λ_{rel}	χ
y-y	1,48	9,328	597,94		1,64	1,00
z-z	0,85	4,536	931,98		1,31	1,00
LTB	1,00	5,314		125,99	0,91	0,79

Stability checks	Design force	Value	Unit	Resistance	Value	Unit	Unity check [-]
Lateral Torsional Buckling	$M_{y,Ed}$	42,69	kNm	$M_{b,Rd}$	82,11	kNm	0,52

Combined stability checks

Interaction factors	k_{yy}	k_{yz}	k_{zy}	k_{zz}
Value	1,03	0,80	1,03	0,80

Maximum moment $M_{y,Ed}$ is derived from beam Beam-359 position 3,121 m.
Maximum moment $M_{z,Ed}$ is derived from beam Beam-359 position 0,996 m.

Combined stability checks	$M_{y,Ed}$ [kNm]	$M_{z,Ed}$ [kNm]	Unity check [-]
Bending and Axial Compression	42,69	-0,90	0,57

EN 1993-1-1 Code Check
National annex: Slovenian SIST-EN NA

Member Beam-377	**0,510 / 5,100 m**	**QRO60X5**	**Rolled**	**S 355**	**All ULS**	**0,83 -**

Combination key
All ULS / Lastna + Stalna - 0.30*Potres x + 0.30*Potres x_AE + Potres y + Potres y_AE

Partial safety factors		
Resistance of cross-sections	γ_{M0}	1,00
Resistance to instability	γ_{M1}	1,00
Resistance of net sections	γ_{M2}	1,25

Material			
Yield strength	f_y	355,0	MPa
Ultimate strength	f_u	490,0	MPa

Section checks
Section is classified as Class 3

Section checks	Design force	Value	Unit	Resistance	Value	Unit	Unity check [-]
Compression	N_{Ed}	-30,86	kN	$N_{c,Rd}$	383,40	kN	0,08
Shear V_y	$V_{y,Ed}$	-0,05	kN	$V_{pl,y,Rd}$	110,68	kN	0,00
Shear V_z	$V_{z,Ed}$	0,17	kN	$V_{pl,z,Rd}$	110,68	kN	0,00
Bending M_y	$M_{y,Ed}$	0,10	kNm	$M_{el,y,Rd}$	6,39	kNm	0,02
Bending M_z	$M_{z,Ed}$	-0,03	kNm	$M_{el,z,Rd}$	6,39	kNm	0,00

Combined section checks

Combined section checks	Unity check [-]
Bending, Axial force and Shear	0,10

Stability checks
Decisive position for stability classification: 0,510 m
Section is classified as Class 3
Buckling group : Default

Buckling axis	k	L [m]	N_{cr} [kN]	M_{cr} [kNm]	λ_{rel}	χ
y-y	1,00	5,100	43,11		2,98	0,10
z-z	1,00	5,100	43,11		2,98	0,10
LTB	1,00	5,100		61,14	0,32	1,00

Stability checks	Design force	Value	Unit	Resistance	Value	Unit	Unity check [-]
Flexural buckling	N_{Ed}	-30,86	kN	$N_{b,Rd}$	40,16	kN	0,77

Combined stability checks

Interaction factors	k_{yy}	k_{yz}	k_{zy}	k_{zz}
Value	1,10	1,10	1,10	1,10

Maximum moment $M_{y,Ed}$ is derived from beam Beam-377 position 2,550 m.
Maximum moment $M_{z,Ed}$ is derived from beam Beam-377 position 2,550 m.

Combined stability checks	$M_{y,Ed}$ [kNm]	$M_{z,Ed}$ [kNm]	Unity check [-]
Bending and Axial Compression	0,27	-0,07	0,83

EN 1993-1-1 Code Check
National annex: Slovenian SIST-EN NA

Member Beam-392	**0,000 / 6,739 m**	**QRO100X5**	**Rolled**	**S 355**	**All ULS**	**0,65 -**

Combination key
All ULS / Lastna + Stalna - 0.30*Potres x + 0.30*Potres x_AE - Potres y + Potres y_AE

Partial safety factors		
Resistance of cross-sections	γ_{M0}	1,00
Resistance to instability	γ_{M1}	1,00
Resistance of net sections	γ_{M2}	1,25

Material			
Yield strength	f_y	355,0	MPa
Ultimate strength	f_u	490,0	MPa

Section checks
Section is classified as Class 3

Section checks	Design force	Value	Unit	Resistance	Value	Unit	Unity check [-]
Compression	N_{Ed}	-54,97	kN	$N_{c,Rd}$	667,40	kN	0,08

Combined section checks

Combined section checks	Unity check [-]

Stability checks
Decisive position for stability classification: 0,000 m
Section is classified as Class 3
Buckling group : Default

Buckling axis	k	L [m]	N_{cr} [kN]	M_{cr} [kNm]	λ_{rel}	χ
y-y	1,00	8,002	90,95		2,71	0,13
z-z	1,00	6,739	128,24		2,28	0,17
LTB	1,00	6,739		211,83	0,31	1,00

Stability checks	Design force	Value	Unit	Resistance	Value	Unit	Unity check [-]
Flexural buckling	N_{Ed}	-54,97	kN	$N_{b,Rd}$	84,05	kN	0,65

Combined stability checks

Interaction factors	k_{yy}	k_{yz}	k_{zy}	k_{zz}
Value	1,08	0,83	1,56	1,19

Maximum moment $M_{y,Ed}$ is derived from beam Beam-392 position 0,000 m.
Maximum moment $M_{z,Ed}$ is derived from beam Beam-392 position 0,000 m.

EN 1993-1-1 Code Check
National annex: Slovenian SIST-EN NA

Member Beam-403	**2,348 / 5,122 m**	**HEA120**	**Rolled**	**S 355**	**All ULS**	**0,34 -**

Combination key
All ULS / 1.35*Lastna + 1.35*Stalna + 1.50*Koristna streha

Partial safety factors		
Resistance of cross-sections	γ_{M0}	1,00
Resistance to instability	γ_{M1}	1,00
Resistance of net sections	γ_{M2}	1,25

Material			
Yield strength	f_y	355,0	MPa
Ultimate strength	f_u	490,0	MPa

Section checks
Section is classified as Class 3

Section checks	Design force	Value	Unit	Resistance	Value	Unit	Unity check [-]
Tension	N_{Ed}	0,10	kN	$N_{t,Rd}$	892,58	kN	0,00
Shear V_y	$V_{y,Ed}$	0,00	kN	$V_{pl,y,Rd}$	410,94	kN	0,00
Shear V_z	$V_{z,Ed}$	-1,47	kN	$V_{pl,z,Rd}$	172,58	kN	0,01
Bending M_y	$M_{y,Ed}$	-9,71	kNm	$M_{el,y,Rd}$	37,63	kNm	0,26
Bending M_z	$M_{z,Ed}$	0,00	kNm	$M_{el,z,Rd}$	13,67	kNm	0,00
Torsion	τ_{Ed}	0,0	MPa	τ_{Rd}	205,0	MPa	0,00

Combined section checks

Combined section checks	Unity check [-]
Bending, Axial force and Shear	0,26

Stability checks
Decisive position for stability classification: 2,348 m
Section is classified as Class 3
Buckling group : Default

Buckling axis	k	L [m]	N_{cr} [kN]	M_{cr} [kNm]	λ_{rel}	χ
y-y	1,00	5,122	478,77		1,37	1,00
z-z	0,85	3,667	356,01		1,59	1,00
y-z	1,00	4,314	1680,31		0,73	1,00
LTB	1,00	4,314		41,94	0,95	0,75

Stability checks	Design force	Value	Unit	Resistance	Value	Unit	Unity check [-]
Lateral Torsional Buckling	$M_{y,Ed}$	-9,71	kNm	$M_{b,Rd}$	28,22	kNm	0,34

Combined stability checks

Interaction factors	k_{yy}	k_{yz}	k_{zy}	k_{zz}
Value	1,00	0,79	1,00	0,79

Maximum moment $M_{y,Ed}$ is derived from beam Beam-403 position 2,348 m.
Maximum moment $M_{z,Ed}$ is derived from beam Beam-403 position 4,314 m.

Combined stability checks	$M_{y,Ed}$ [kNm]	$M_{z,Ed}$ [kNm]	Unity check [-]
Bending and Axial Tension	-9,71	0,00	0,34

EN 1993-1-1 Code Check
National annex: Slovenian SIST-EN NA

Member Column-139	**0,000 / 3,900 m**	**HEA160**	**Rolled**	**S 355**	**All ULS**	**0,57 -**

Combination key
All ULS / Lastna + Stalna - 0.30*Potres x + 0.30*Potres x_AE + Potres y + Potres y_AE

Partial safety factors		
Resistance of cross-sections	γ_{M0}	1,00
Resistance to instability	γ_{M1}	1,00
Resistance of net sections	γ_{M2}	1,25

Material			
Yield strength	f_y	355,0	MPa
Ultimate strength	f_u	490,0	MPa

Section checks
Section is classified as Class 3

Section checks	Design force	Value	Unit	Resistance	Value	Unit	Unity check [-]
Compression	N_{Ed}	-54,21	kN	$N_{c,Rd}$	1377,40	kN	0,04
Shear V_y	$V_{y,Ed}$	0,85	kN	$V_{pl,y,Rd}$	616,11	kN	0,00
Shear V_z	$V_{z,Ed}$	-8,26	kN	$V_{pl,z,Rd}$	271,37	kN	0,05

Combined section checks

Combined section checks	Unity check [-]
Bending, Axial force and Shear	0,06

Stability checks
Decisive position for stability classification: 0,000 m
Section is classified as Class 3
Buckling group : Default

Buckling axis	k	L [m]	N_{cr} [kN]	M_{cr} [kNm]	λ_{rel}	χ
y-y	2,54	9,899	353,23		1,97	0,21
z-z	1,00	3,899	840,00		1,28	0,40
LTB	1,00	3,900		184,82	0,65	1,00

Stability checks	Design force	Value	Unit	Resistance	Value	Unit	Unity check [-]
Flexural buckling	N_{Ed}	-54,21	kN	$N_{b,Rd}$	295,11	kN	0,18

Combined stability checks

Interaction factors	k_{yy}	k_{yz}	k_{zy}	k_{zz}
Value	1,03	0,90	1,13	0,99

Maximum moment $M_{y,Ed}$ is derived from beam Column-139 position 3,900 m.
Maximum moment $M_{z,Ed}$ is derived from beam Column-139 position 1,450 m.

Combined stability checks	$M_{y,Ed}$ [kNm]	$M_{z,Ed}$ [kNm]	Unity check [-]
Bending and Axial Compression	-27,38	0,64	0,57

EN 1993-1-1 Code Check
National annex: Slovenian SIST-EN NA

Member Column-150	**0,000 / 3,900 m**	**HEA180**	**Rolled**	**S 355**	**All ULS**	**0,68 -**

Combination key
All ULS / 1.35*Lastna + 1.35*Stalna + 1.50*Koristna streha

Partial safety factors		
Resistance of cross-sections	γ_{M0}	1,00
Resistance to instability	γ_{M1}	1,00
Resistance of net sections	γ_{M2}	1,25

Material			
Yield strength	f_y	355,0	MPa
Ultimate strength	f_u	490,0	MPa

Section checks
Section is classified as Class 3

Section checks	Design force	Value	Unit	Resistance	Value	Unit	Unity check [-]
Compression	N_{Ed}	-94,23	kN	$N_{c,Rd}$	1608,15	kN	0,06
Shear V_z	$V_{z,Ed}$	8,60	kN	$V_{pl,z,Rd}$	297,60	kN	0,05

Combined section checks

Combined section checks	Unity check [-]
Bending, Axial force and Shear	0,07

Stability checks
Decisive position for stability classification: 0,000 m
Section is classified as Class 3
Buckling group : Default

Buckling axis	k	L [m]	N_{cr} [kN]	M_{cr} [kNm]	λ_{rel}	χ
y-y	3,41	13,285	294,75		2,34	0,16
z-z	1,00	3,900	1260,75		1,13	0,47
LTB	1,00	3,900		282,14	0,61	1,00

Stability checks	Design force	Value	Unit	Resistance	Value	Unit	Unity check [-]
Flexural buckling	N_{Ed}	-94,23	kN	$N_{b,Rd}$	254,50	kN	0,37

Combined stability checks

Interaction factors	k_{yy}	k_{yz}	k_{zy}	k_{zz}
Value	0,97	0,60	1,30	0,81

Maximum moment $M_{y,Ed}$ is derived from beam Column-150 position 3,900 m.
Maximum moment $M_{z,Ed}$ is derived from beam Column-150 position 3,900 m.

Combined stability checks	$M_{y,Ed}$ [kNm]	$M_{z,Ed}$ [kNm]	Unity check [-]
Bending and Axial Compression	33,53	0,00	0,68

EN 1993-1-1 Code Check
National annex: Slovenian SIST-EN NA

Member Column-159	**6,270 / 6,270 m**	**HEA160**	**Rolled**	**S 355**	**All ULS**	**0,68 -**

Combination key
All ULS / 1.35*Lastna + 1.35*Stalna + 1.50*Veter tlak

Partial safety factors		
Resistance of cross-sections	γ_{M0}	1,00
Resistance to instability	γ_{M1}	1,00
Resistance of net sections	γ_{M2}	1,25

Material			
Yield strength	f_y	355,0	MPa
Ultimate strength	f_u	490,0	MPa

Section checks
Section is classified as Class 3

Section checks	Design force	Value	Unit	Resistance	Value	Unit	Unity check [-]
Compression	N_{Ed}	-7,60	kN	$N_{c,Rd}$	1377,40	kN	0,01
Shear V_y	$V_{y,Ed}$	-2,92	kN	$V_{pl,y,Rd}$	616,11	kN	0,01
Shear V_z	$V_{z,Ed}$	-31,12	kN	$V_{pl,z,Rd}$	271,37	kN	0,18
Bending M_y	$M_{y,Ed}$	-31,04	kNm	$M_{el,y,Rd}$	78,10	kNm	0,40
Bending M_z	$M_{z,Ed}$	-3,09	kNm	$M_{el,z,Rd}$	27,34	kNm	0,11

Combined section checks

Combined section checks	Unity check [-]
Bending, Axial force and Shear	0,52

Stability checks

Decisive position for stability classification: 6,270 m
Section is classified as Class 3
Buckling group : Default

Buckling axis	k	L [m]	N_{cr} [kN]	M_{cr} [kNm]	λ_{rel}	χ
y-y	2,50	15,706	140,32		3,13	0,09
z-z	0,96	6,018	352,53		1,98	0,20
LTB	1,00	6,270		85,35	0,96	0,78

Stability checks	Design force	Value	Unit	Resistance	Value	Unit	Unity check [-]
Flexural buckling	N_{Ed}	-7,60	kN	$N_{b,Rd}$	126,21	kN	0,06
Lateral Torsional Buckling	$M_{y,Ed}$	-31,04	kNm	$M_{b,Rd}$	61,18	kNm	0,51

Combined stability checks

Interaction factors	k_{yy}	k_{yz}	k_{zy}	k_{zz}
Value	1,01	0,96	1,04	1,00

Maximum moment $M_{y,Ed}$ is derived from beam Column-159 position 6,270 m.
Maximum moment $M_{z,Ed}$ is derived from beam Column-159 position 6,270 m.

Combined stability checks	$M_{y,Ed}$ [kNm]	$M_{z,Ed}$ [kNm]	Unity check [-]
Bending and Axial Compression	-31,04	-3,09	0,68

10.2. NSK - Overall check

Values: **UC**Overall
Linear calculation
Class: All ULS
Coordinate system: Principal
Extreme 1D: Cross-section
Selection: All

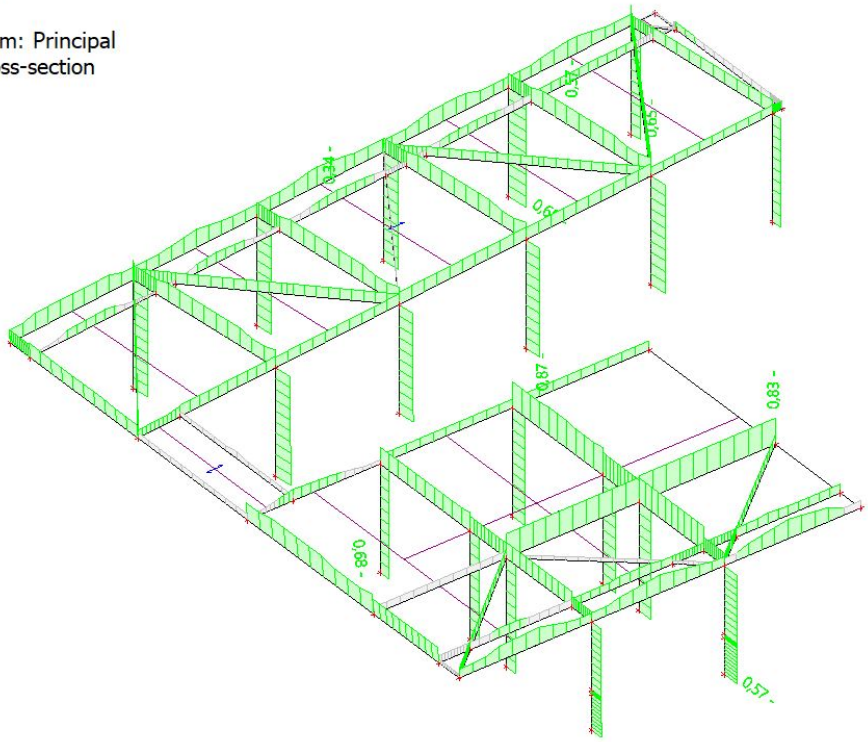

10.3. NSK - Section check

Values: **UC**Sec
Linear calculation
Class: All ULS
Coordinate system: Principal
Extreme 1D: Cross-section
Selection: All

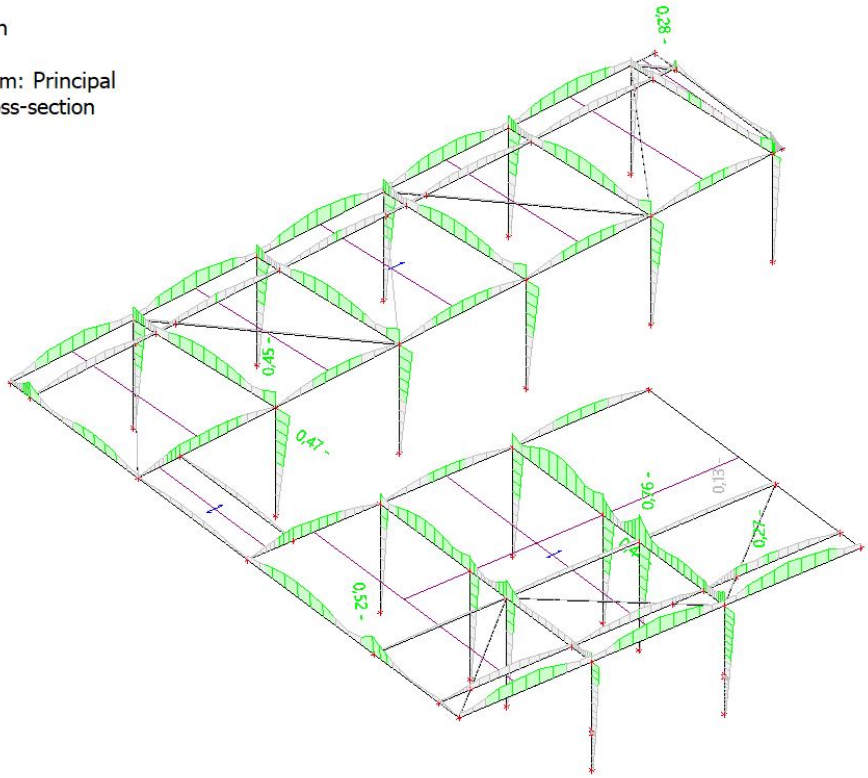

10.4. NSK - Stability check

Values: **UC**Stab
Linear calculation
Class: All ULS
Coordinate system: Principal
Extreme 1D: Cross-section
Selection: All

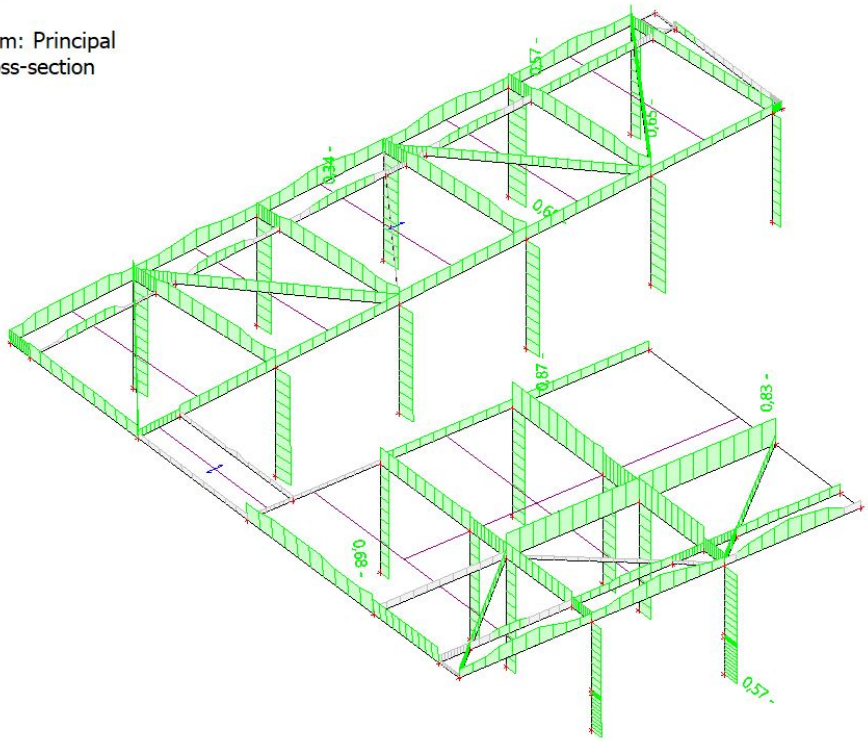

1. Kazalo

1. Kazalo 633
2. Materiali 634
3. Prerezi 634
4. Elementi 637
5. Vozlišča 637
6. 3D model 1 639
7. 3D model 2 639
8. Obtežni primeri 640
8.1. Obtežni primeri - Lastna 640
8.2. Obtežni primeri - Stalna 641
8.3. Obtežni primeri - Koristna 1 643
8.4. Obtežni primeri - Koristna 2 644
8.5. Obtežni primeri - Koristna 3 646
8.6. Obtežni primeri - Koristna 4 647
9. Obtežne kombinacije z NSK in pomiki 649
9.1. Obtežne kombinacije z NSK in pomiki - All SLS 649
9.1.1. 1D internal forces 649
9.1.2. N 650
9.1.3. V_z 651
9.1.4. M_y 652
9.1.5. u_x 653
9.1.6. u_y 654
9.1.7. u_z 655
9.2. Obtežne kombinacije z NSK in pomiki - MSN nelinearna 656
9.2.1. 1D internal forces 656
9.2.2. N 657
9.2.3. V_z 658
9.2.4. M_y 659
9.2.5. u_x 660
9.2.6. u_y 661
9.2.7. u_z 662
10. Dimenzioniranje Jekla 663
10.1. EC-EN 1993 Steel check ULS 663
10.2. Overall check 665
10.3. Section check 666
10.4. Stability check 667

2. Materiali

Steel EC3

Name	ρ [kg/m³]	E_{mod} [MPa]	μ	Lower limit [mm]	Upper limit [mm]	F_y [MPa]	F_u [MPa]	Colour
		G_{mod} [MPa]	α [m/mK]					
S 235	7850,00	2,1000e+05	0,3	0	40	235,0	360,0	
		8,0769e+04	0,01e-003	40	80	215,0	360,0	

3. Prerezi

Nosilci primarni		
Type	RHS200/100/5.0	
Formcode	2 - Rectangular hollow section	
Shape type	Thin-walled	
Item material	S 235	
Fabrication	cold formed	
Colour		
Flexural buckling y-y, Flexural buckling z-z	c	c
A [m²]	2,8700e-03	
A_y [m²], A_z [m²]	9,5209e-04	1,9042e-03
A_L [m²/m], A_D [m²/m]	5,8700e-01	1,1428e+00
$c_{Y.UCS}$ [mm], $c_{Z.UCS}$ [mm]	50	100
α [deg]	0,00	
I_y [m⁴], I_z [m⁴]	1,4950e-05	5,0500e-06
i_y [mm], i_z [mm]	72	42
$W_{el.y}$ [m³], $W_{el.z}$ [m³]	1,4900e-04	1,0100e-04
$W_{pl.y}$ [m³], $W_{pl.z}$ [m³]	1,8343e-04	1,1312e-04
$M_{pl.y.+}$ [Nm], $M_{pl.y.-}$ [Nm]	43106,35	43106,35
$M_{pl.z.+}$ [Nm], $M_{pl.z.-}$ [Nm]	26582,52	26582,52
d_y [mm], d_z [mm]	0	0
I_t [m⁴], I_w [m⁶]	1,2040e-05	2,5000e-08
$β_y$ [mm], $β_z$ [mm]	0	0
Picture	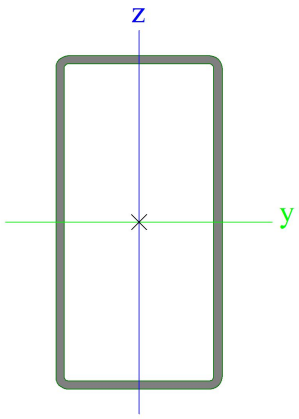	

Zatega		
Type	RD16	
Formcode	11 - Full circular section	
Shape type	Thick-walled	
Item material	S 235	
Fabrication	rolled	
Colour		
Flexural buckling y-y, Flexural buckling z-z	c	c
A [m²]	2,0096e-04	
A_y [m²], A_z [m²]	1,7226e-04	1,7226e-04
A_L [m²/m], A_D [m²/m]	5,0133e-02	5,0263e-02
$c_{Y.UCS}$ [mm], $c_{Z.UCS}$ [mm]	8	8
α [deg]	0,00	
I_y [m⁴], I_z [m⁴]	3,1496e-09	3,1496e-09

i_y [mm], i_z [mm]	4	4
$W_{el.y}$ [m^3], $W_{el.z}$ [m^3]	3,9370e-07	3,9370e-07
$W_{pl.y}$ [m^3], $W_{pl.z}$ [m^3]	6,7190e-07	6,7190e-07
$M_{pl.y.+}$ [Nm], $M_{pl.y.-}$ [Nm]	160,38	160,38
$M_{pl.z.+}$ [Nm], $M_{pl.z.-}$ [Nm]	160,38	160,38
d_y [mm], d_z [mm]	0	0
I_t [m^4], I_w [m^6]	6,4299e-09	0,0000e+00
β_y [mm], β_z [mm]	0	0
Picture	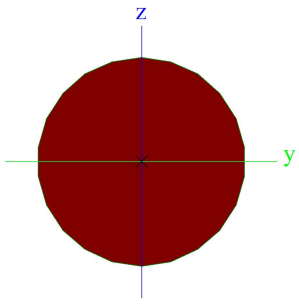	

Menjalnik 2		
Type	IPE200	
Formcode	1 - I section	
Shape type	Thin-walled	
Item material	S 235	
Fabrication	rolled	
Colour		
Flexural buckling y-y, Flexural buckling z-z	a	b
A [m^2]	2,8500e-03	
A_y [m^2], A_z [m^2]	1,7729e-03	1,1448e-03
A_L [m^2/m], A_D [m^2/m]	7,6810e-01	7,6810e-01
$c_{Y.UCS}$ [mm], $c_{Z.UCS}$ [mm]	50	100
α [deg]	0,00	
I_y [m^4], I_z [m^4]	1,9430e-05	1,4200e-06
i_y [mm], i_z [mm]	83	22
$W_{el.y}$ [m^3], $W_{el.z}$ [m^3]	1,9400e-04	2,8500e-05
$W_{pl.y}$ [m^3], $W_{pl.z}$ [m^3]	2,2100e-04	4,4600e-05
$M_{pl.y.+}$ [Nm], $M_{pl.y.-}$ [Nm]	51897,04	51897,04
$M_{pl.z.+}$ [Nm], $M_{pl.z.-}$ [Nm]	10487,72	10487,72
d_y [mm], d_z [mm]	0	0
I_t [m^4], I_w [m^6]	6,9800e-08	1,3000e-08
β_y [mm], β_z [mm]	0	0
Picture	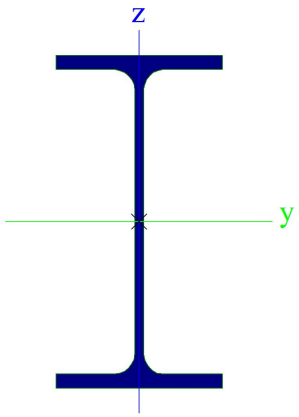	

Nosilci primarni 2		
Type	RHS200/100/5.0	
Formcode	2 - Rectangular hollow section	
Shape type	Thin-walled	
Item material	S 235	
Fabrication	rolled	

Colour		
Flexural buckling y-y, Flexural buckling z-z	a	a
A [m²]	2,8700e-03	
A_y [m²], A_z [m²]	9,5209e-04	1,9042e-03
A_L [m²/m], A_D [m²/m]	5,8700e-01	1,1428e+00
$c_{Y.UCS}$ [mm], $c_{Z.UCS}$ [mm]	50	100
α [deg]	0,00	
I_y [m⁴], I_z [m⁴]	1,4950e-05	5,0500e-06
i_y [mm], i_z [mm]	72	42
$W_{el.y}$ [m³], $W_{el.z}$ [m³]	1,4900e-04	1,0100e-04
$W_{pl.y}$ [m³], $W_{pl.z}$ [m³]	1,8343e-04	1,1312e-04
$M_{pl.y.+}$ [Nm], $M_{pl.y.-}$ [Nm]	43106,35	43106,35
$M_{pl.z.+}$ [Nm], $M_{pl.z.-}$ [Nm]	26582,52	26582,52
d_y [mm], d_z [mm]	0	0
I_t [m⁴], I_w [m⁶]	1,2040e-05	2,5000e-08
β_y [mm], β_z [mm]	0	0
Picture	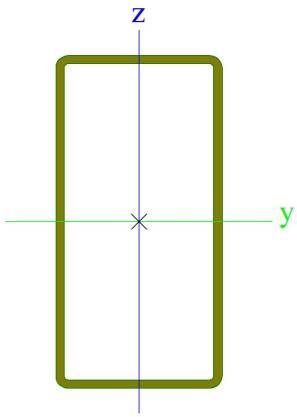	

Explanations of symbols	
Formcode	h - Height b - Width s - Thickness r - Outer radius r1 - Inner radius
A	Area
A_y	Shear Area in principal y-direction
A_z	Shear Area in principal z-direction
A_L	Circumference per unit length
A_D	Drying surface per unit length
$c_{Y.UCS}$	Centroid coordinate in Y-direction of Input axis system
$c_{Z.UCS}$	Centroid coordinate in Z-direction of Input axis system
$I_{Y.LCS}$	Second moment of area about the YLCS axis
$I_{Z.LCS}$	Second moment of area about the ZLCS axis
$I_{YZ.LCS}$	Product moment of area in the LCS system
α	Rotation angle of the principal axis system
I_y	Second moment of area about the principal y-axis
I_z	Second moment of area about the principal z-axis
i_y	Radius of gyration about the principal y-axis

Explanations of symbols	
i_z	Radius of gyration about the principal z-axis
$W_{el.y}$	Elastic section modulus about the principal y-axis
$W_{el.z}$	Elastic section modulus about the principal z-axis
$W_{pl.y}$	Plastic section modulus about the principal y-axis
$W_{pl.z}$	Plastic section modulus about the principal z-axis
$M_{pl.y.+}$	Plastic moment about the principal y-axis for a positive My moment
$M_{pl.y.-}$	Plastic moment about the principal y-axis for a negative My moment
$M_{pl.z.+}$	Plastic moment about the principal z-axis for a positive Mz moment
$M_{pl.z.-}$	Plastic moment about the principal z-axis for a negative Mz moment
d_y	Shear center coordinate in principal y-direction measured from the centroid
d_z	Shear center coordinate in principal z-direction measured from the centroid
I_t	Torsional constant
I_w	Warping constant
β_y	Mono-symmetry constant about the principal y-axis
β_z	Mono-symmetry constant about the principal z-axis

4. Elementi

Name	Cross-section	Material	Length [m]	Beg. node	End node	Type
B12	Menjalnik 2 - IPE200	S 235	0,777	N21	N5	beam (80)
B13	Menjalnik 2 - IPE200	S 235	1,300	N17	N21	beam (80)
B16	Menjalnik 2 - IPE200	S 235	1,300	N23	N24	beam (80)
B29	Nosilci primarni 2 - RHS200/100/5.0	S 235	1,335	N24	N45	beam (80)
B36	Menjalnik 2 - IPE200	S 235	1,250	N45	N56	beam (80)
B48	Menjalnik 2 - IPE200	S 235	1,258	N5	N2	beam (80)
B50	Menjalnik 2 - IPE200	S 235	1,250	N58	N61	beam (80)
B51	Zatega - RD16	S 235	1,806	N23	N57	beam (80)
B52	Zatega - RD16	S 235	1,838	N24	N25	beam (80)
B53	Zatega - RD16	S 235	1,768	N45	N46	beam (80)
B54	Zatega - RD16	S 235	1,768	N56	N44	beam (80)
B55	Zatega - RD16	S 235	1,564	N60	N58	beam (80)
B56	Zatega - RD16	S 235	1,564	N59	N61	beam (80)
B57	Zatega - RD16	S 235	1,835	N16	N21	beam (80)
B58	Zatega - RD16	S 235	1,835	N18	N17	beam (80)
B59	Zatega - RD16	S 235	1,929	N69	N2	beam (80)
B60	Zatega - RD16	S 235	1,691	N3	N5	beam (80)
B61	Nosilci primarni 2 - RHS200/100/5.0	S 235	3,282	N44	N60	beam (80)
B65	Nosilci primarni 2 - RHS200/100/5.0	S 235	3,282	N46	N59	beam (80)
B66	Nosilci primarni 2 - RHS200/100/5.0	S 235	5,291	N16	N25	beam (80)
B67	Nosilci primarni 2 - RHS200/100/5.0	S 235	5,245	N18	N57	beam (80)
B76	Nosilci primarni 2 - RHS200/100/5.0	S 235	3,026	N1	N3	beam (80)
B77	Nosilci primarni 2 - RHS200/100/5.0	S 235	3,162	N4	N69	beam (80)
B82	Menjalnik 2 - IPE200	S 235	1,300	N94	N96	beam (80)
B83	Menjalnik 2 - IPE200	S 235	1,300	N97	N98	beam (80)
B84	Nosilci primarni 2 - RHS200/100/5.0	S 235	1,335	N98	N115	beam (80)
B88	Zatega - RD16	S 235	1,806	N97	N77	beam (80)
B89	Zatega - RD16	S 235	1,838	N98	N70	beam (80)
B94	Zatega - RD16	S 235	1,835	N93	N96	beam (80)
B95	Zatega - RD16	S 235	1,835	N95	N94	beam (80)
B98	Nosilci primarni 2 - RHS200/100/5.0	S 235	5,158	N71	N123	beam (80)
B99	Nosilci primarni 2 - RHS200/100/5.0	S 235	4,991	N72	N122	beam (80)
B100	Nosilci primarni 2 - RHS200/100/5.0	S 235	5,291	N93	N70	beam (80)
B101	Nosilci primarni 2 - RHS200/100/5.0	S 235	5,245	N95	N77	beam (80)
B102	Nosilci primarni 2 - RHS200/100/5.0	S 235	0,755	N96	N131	beam (80)
B103	Nosilci primarni 2 - RHS200/100/5.0	S 235	0,755	N95	N132	beam (80)
B114	Menjalnik 2 - IPE200	S 235	1,250	N153	N154	beam (80)
B115	Menjalnik 2 - IPE200	S 235	1,250	N124	N121	beam (80)
B116	Zatega - RD16	S 235	1,768	N71	N120	beam (80)
B117	Zatega - RD16	S 235	1,768	N72	N153	beam (80)
B118	Zatega - RD16	S 235	1,611	N124	N122	beam (80)
B119	Zatega - RD16	S 235	1,720	N123	N121	beam (80)
B120	Nosilci primarni - RHS200/100/5.0	S 235	4,021	N25	N46	beam (80)
B121	Nosilci primarni - RHS200/100/5.0	S 235	4,021	N70	N72	beam (80)

5. Vozlišča

Name	Coord X [m]	Coord Y [m]	Coord Z [m]
N1	1,443	0,165	0,000
N2	1,258	1,537	1,020
N3	1,088	2,832	1,020
N4	0,204	0,000	0,000
N5	0,000	1,537	1,020
N6	1,424	0,302	0,102
N7	0,186	0,139	0,092
N8	1,387	0,577	0,306
N9	0,149	0,416	0,276
N10	1,350	0,851	0,510
N11	0,112	0,694	0,461
N12	1,313	1,126	0,714
N13	0,075	0,971	0,645
N14	1,276	1,400	0,918
N15	0,038	1,249	0,829

Name	Coord X [m]	Coord Y [m]	Coord Z [m]
N16	-2,077	2,832	1,020
N17	-2,077	1,537	1,020
N18	-0,777	2,832	1,020
N21	-0,777	1,537	1,020
N23	-2,077	-0,703	2,520
N24	-0,777	-0,703	2,520
N25	-2,077	-2,003	2,520
N27	-0,777	1,397	1,114
N28	-2,077	1,397	1,114
N29	-0,777	1,117	1,301
N30	-2,077	1,117	1,301
N31	-0,777	0,837	1,489
N32	-2,077	0,837	1,489
N33	-0,777	0,557	1,676
N34	-2,077	0,557	1,676

Name	Coord X [m]	Coord Y [m]	Coord Z [m]
N35	-0,777	0,277	1,864
N36	-2,077	0,277	1,864
N37	-0,777	-0,003	2,051
N38	-2,077	-0,003	2,051
N39	-0,777	-0,283	2,239
N40	-2,077	-0,283	2,239
N41	-0,777	-0,563	2,426
N42	-2,077	-0,563	2,426
N44	0,442	-1,795	3,326
N45	0,277	-0,555	3,326
N46	1,681	-1,630	3,326
N48	0,303	-1,813	3,234
N49	0,138	-0,574	3,220
N50	0,026	-1,850	3,051
N51	-0,139	-0,613	3,008
N52	-0,252	-1,887	2,867
N53	-0,416	-0,652	2,796
N54	-0,529	-1,924	2,684
N55	-0,694	-0,691	2,584
N56	1,516	-0,390	3,326
N57	-0,777	-1,957	2,520
N58	1,405	0,443	4,021
N59	1,281	1,375	4,021
N60	0,042	1,210	4,021
N61	0,166	0,278	4,021
N63	1,423	0,304	3,905
N64	0,184	0,139	3,905
N65	1,460	0,027	3,674
N66	0,221	-0,138	3,674
N67	1,497	-0,251	3,442
N68	0,258	-0,416	3,442
N69	-0,172	2,832	1,020
N70	8,922	-2,003	2,520
N71	11,441	-1,795	3,326
N72	12,680	-1,630	3,326
N73	11,302	-1,813	3,234
N74	11,024	-1,850	3,051
N75	10,747	-1,887	2,867
N76	10,469	-1,924	2,684
N77	10,222	-1,957	2,520
N93	8,922	2,832	1,020
N94	8,922	1,537	1,020
N95	10,222	2,832	1,020
N96	10,222	1,537	1,020
N97	8,922	-0,703	2,520
N98	10,222	-0,703	2,520
N99	10,222	1,397	1,114
N100	8,922	1,397	1,114

Name	Coord X [m]	Coord Y [m]	Coord Z [m]
N101	10,222	1,117	1,301
N102	8,922	1,117	1,301
N103	10,222	0,837	1,489
N104	8,922	0,837	1,489
N105	10,222	0,557	1,676
N106	8,922	0,557	1,676
N107	10,222	0,277	1,864
N108	8,922	0,277	1,864
N109	10,222	-0,003	2,051
N110	8,922	-0,003	2,051
N111	10,222	-0,283	2,239
N112	8,922	-0,283	2,239
N113	10,222	-0,563	2,426
N114	8,922	-0,563	2,426
N115	11,276	-0,555	3,326
N116	11,137	-0,574	3,220
N117	10,860	-0,613	3,008
N118	10,582	-0,652	2,796
N119	10,305	-0,691	2,584
N120	12,515	-0,390	3,326
N121	12,220	1,830	4,878
N122	12,087	2,837	4,878
N123	10,826	2,837	4,878
N124	10,981	1,665	4,878
N131	10,782	1,537	0,513
N132	10,782	2,832	0,513
N133	10,642	1,537	0,640
N134	10,642	2,832	0,640
N135	10,362	1,537	0,893
N136	10,362	2,832	0,893
N137	12,483	-0,154	3,491
N138	11,245	-0,323	3,488
N139	12,450	0,099	3,668
N140	11,211	-0,071	3,664
N141	12,416	0,352	3,844
N142	11,178	0,180	3,840
N143	12,383	0,604	4,021
N144	11,145	0,432	4,016
N145	12,349	0,857	4,198
N146	11,111	0,684	4,192
N147	12,316	1,110	4,374
N148	11,078	0,936	4,368
N149	12,282	1,362	4,551
N150	11,044	1,188	4,544
N151	12,249	1,615	4,728
N152	11,011	1,440	4,720
N153	11,276	-0,555	3,326
N154	12,515	-0,390	3,326

6. 3D model 1

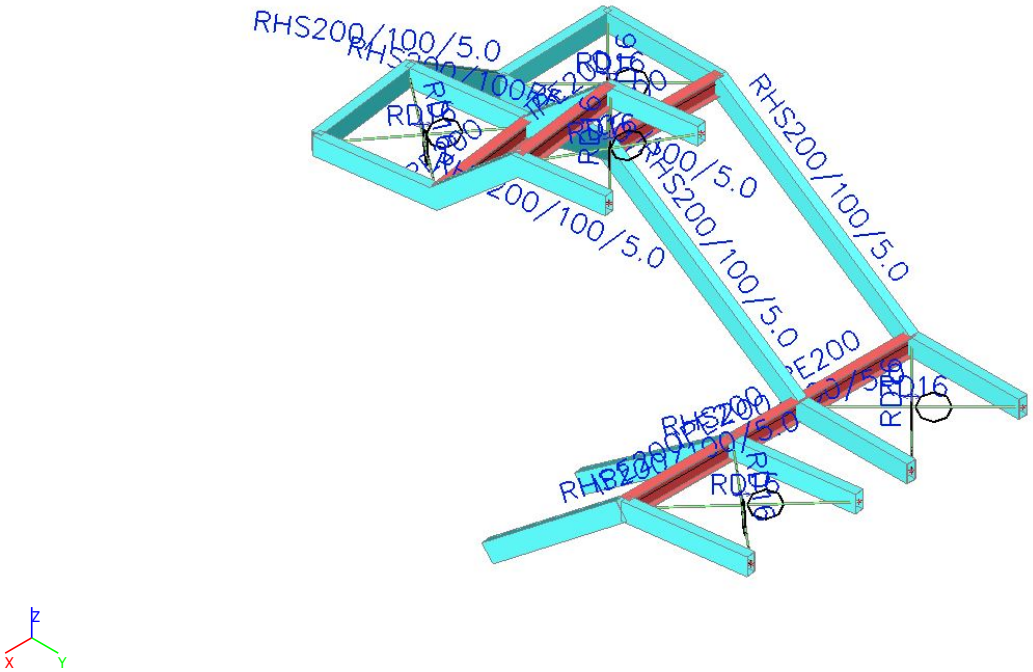

7. 3D model 2

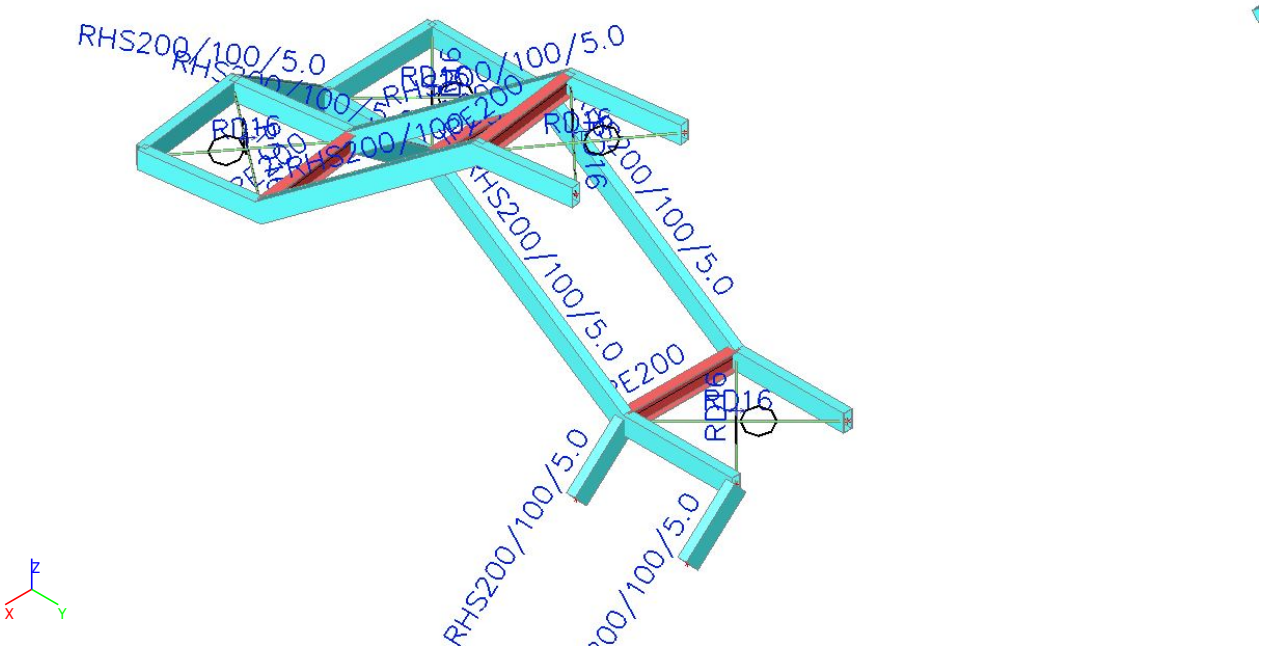

8. Obtežni primeri

8.1. Obtežni primeri - Lastna

Name	Description Spec	Action type Load type	Load group	Direction
Lastna		Permanent	Lastna in stalna	-Z
		Self weight		

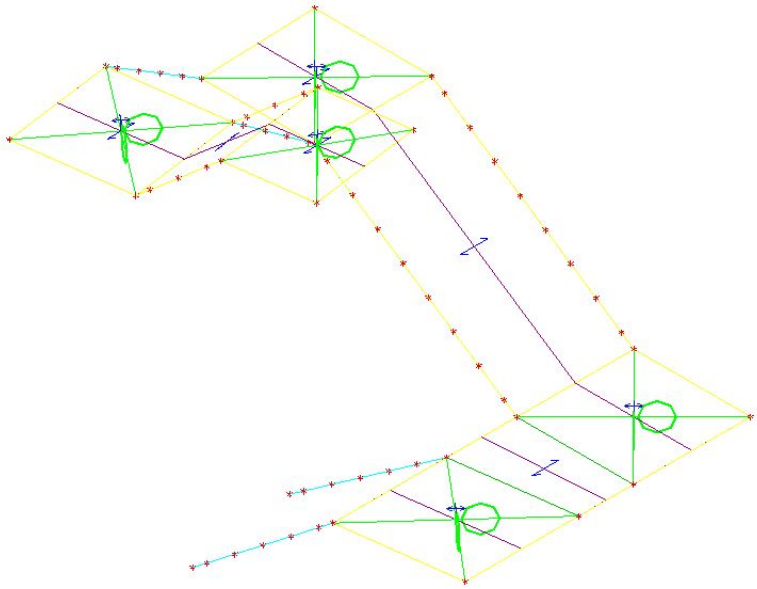

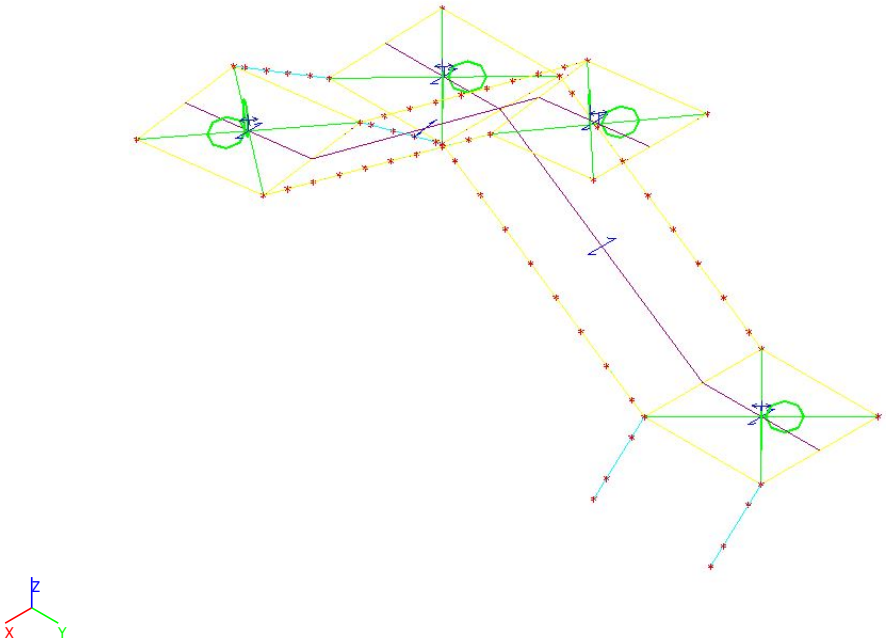

8.2. Obtežni primeri - Stalna

Name	Description	Action type	Load group
	Spec	Load type	
Stalna		Permanent	Lastna in stalna
		Standard	

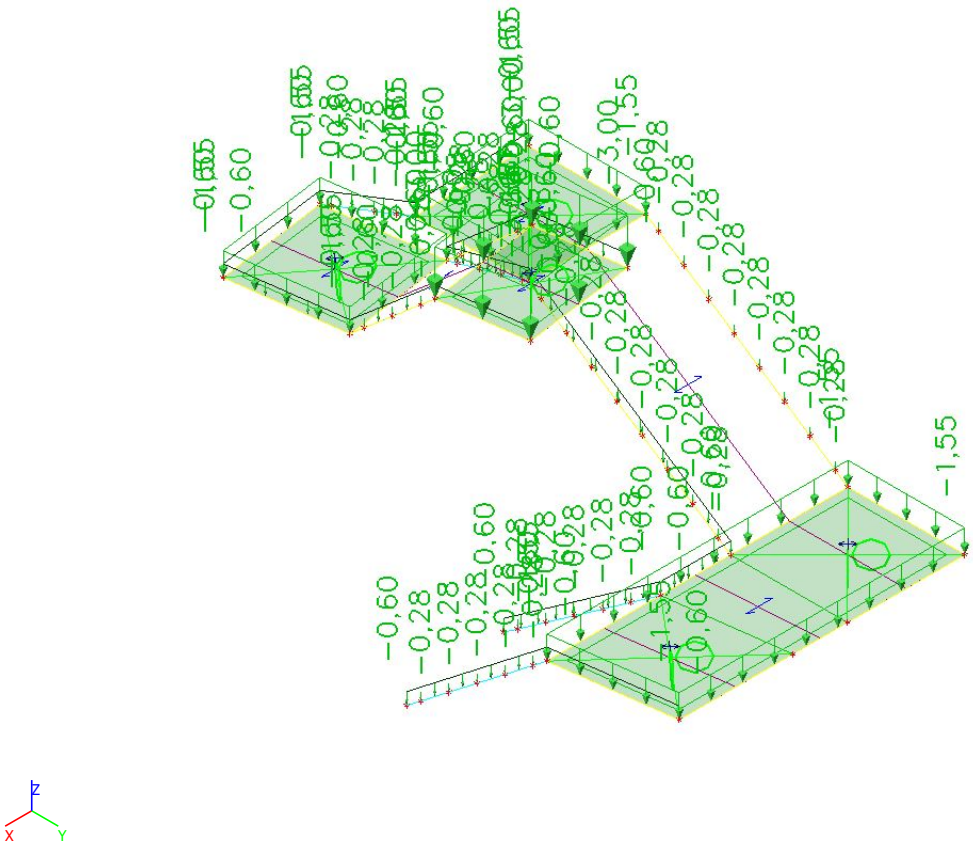
-0,60
-0,28
-1,55
-3,00
Z
X
Y

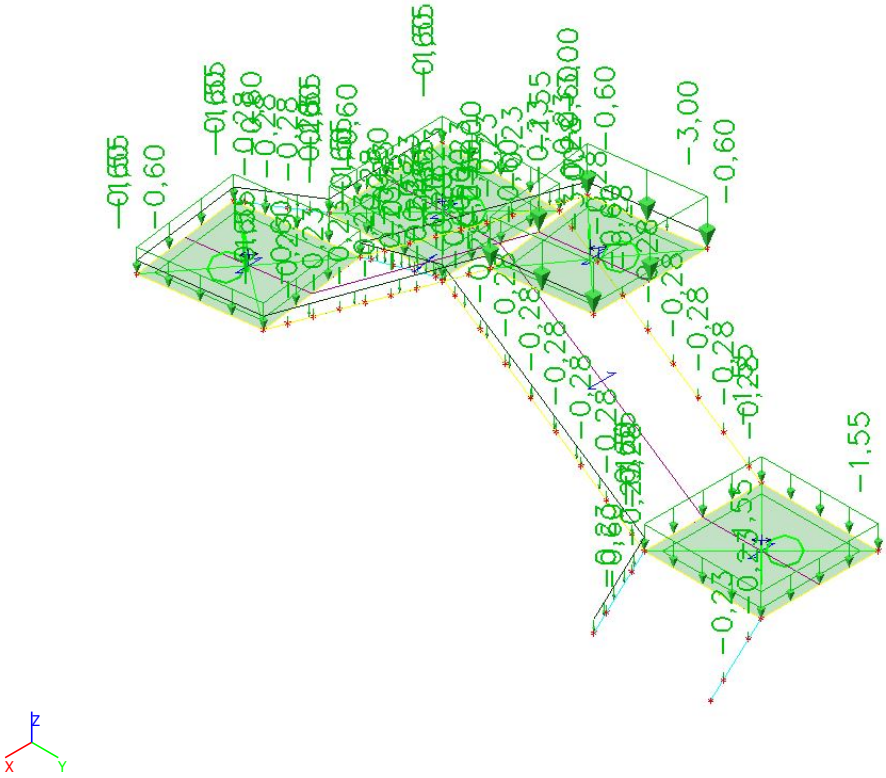
-0,60
-0,28
-1,55
-3,00
Z
X
Y

8.3. Obtežni primeri - Koristna 1

Name	Description	Action type	Load group	Duration	Master load case
	Spec	Load type			
Koristna 1		Variable	Koristna	Medium	None
	Standard	Static			

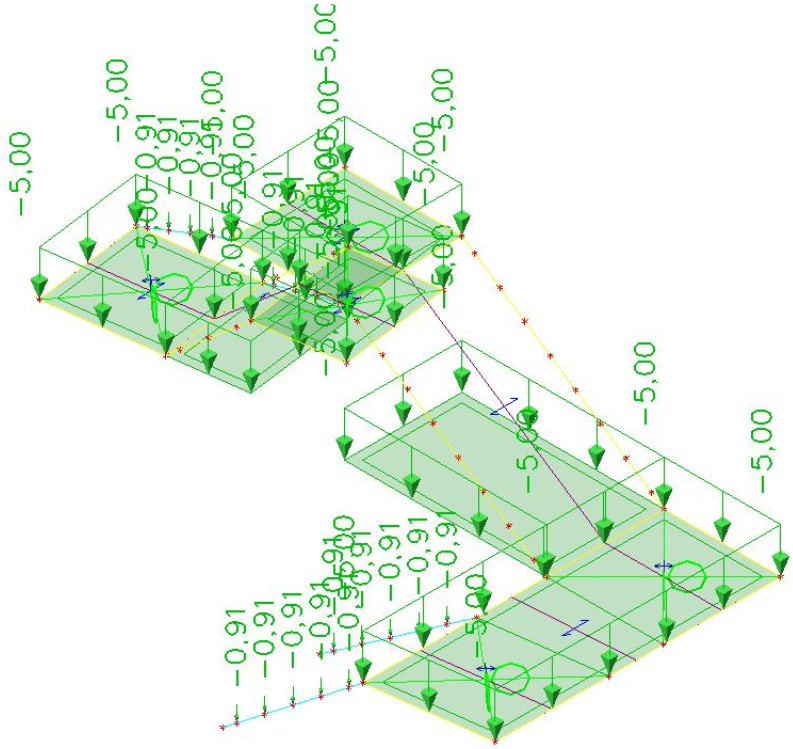

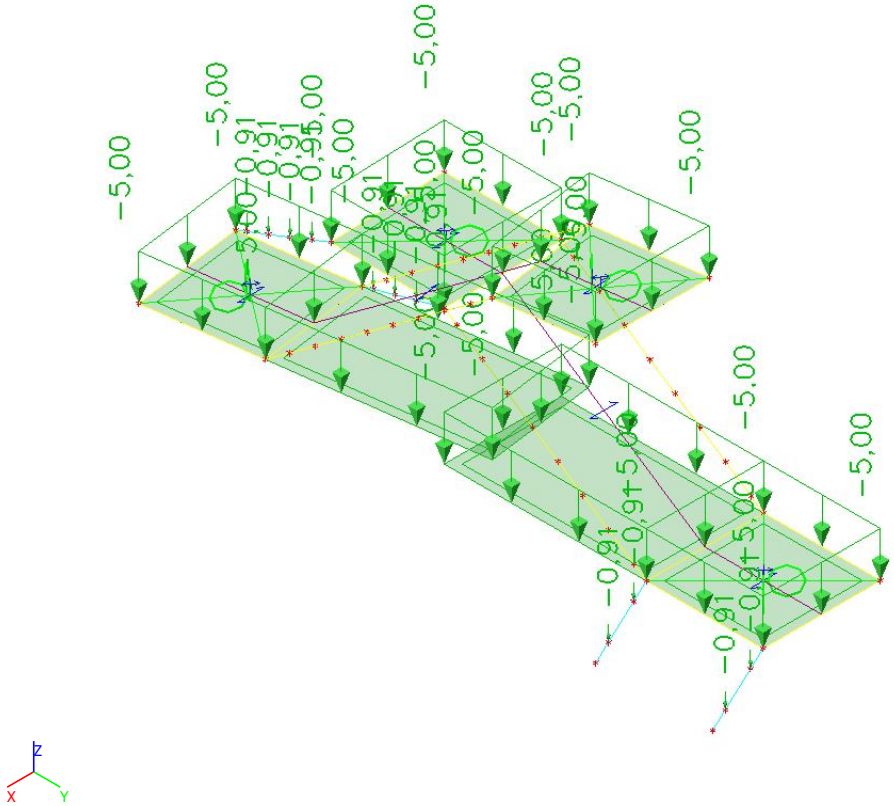

8.4. Obtežni primeri - Koristna 2

Name	Description	Action type	Load group	Duration	Master load case
	Spec	Load type			
Koristna 2		Variable	Koristna	Medium	None
	Standard	Static			

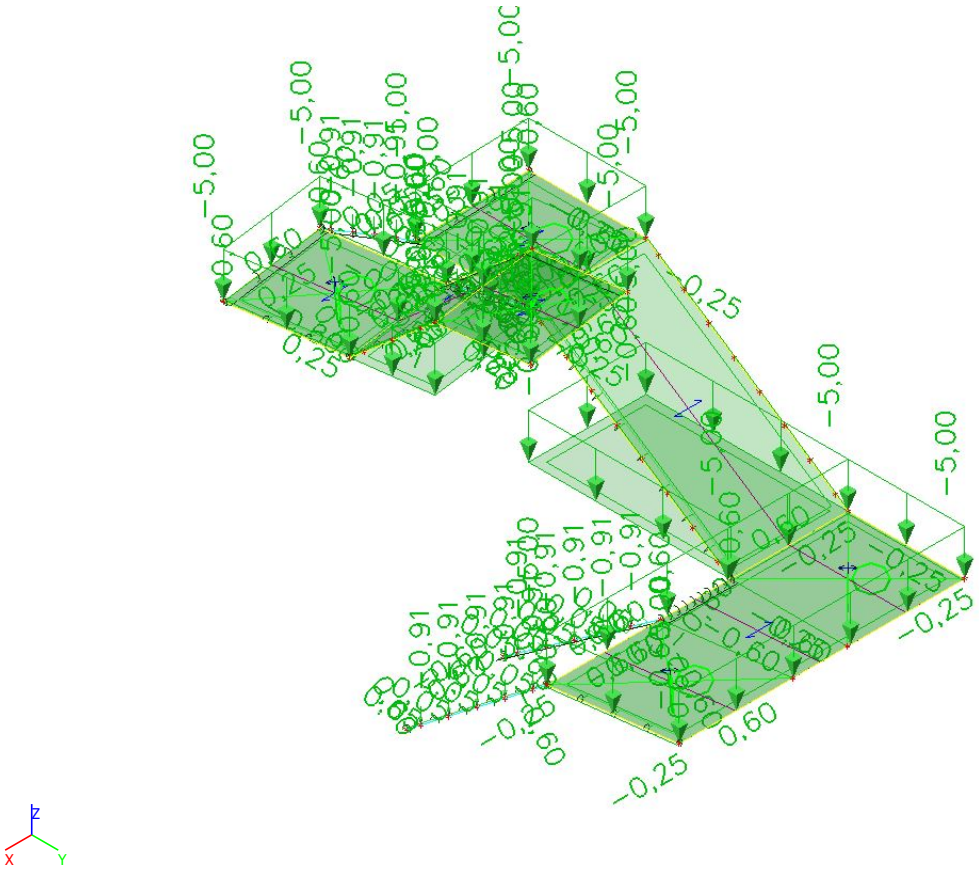
-5,00
-0,25
0,60
-0,91
Z
X
Y

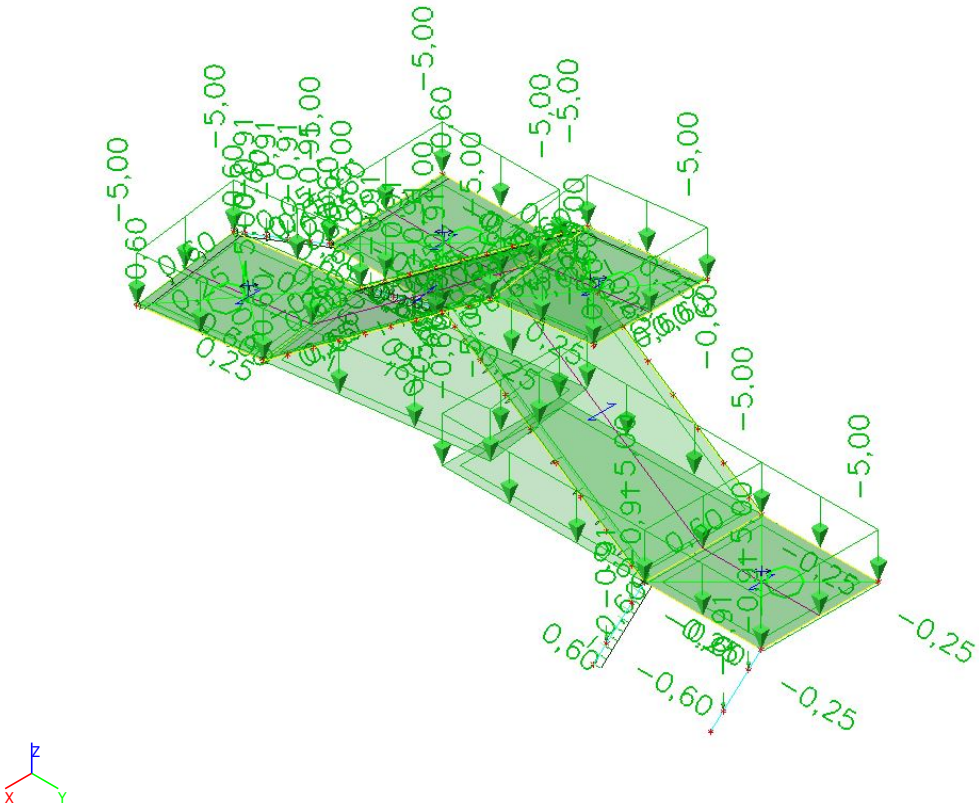
-5,00
-0,25
0,60
-0,60
Z
X
Y

8.5. Obtežni primeri - Koristna 3

Name	Description	Action type	Load group	Duration	Master load case
	Spec	Load type			
Koristna 3		Variable	Koristna	Medium	None
	Standard	Static			

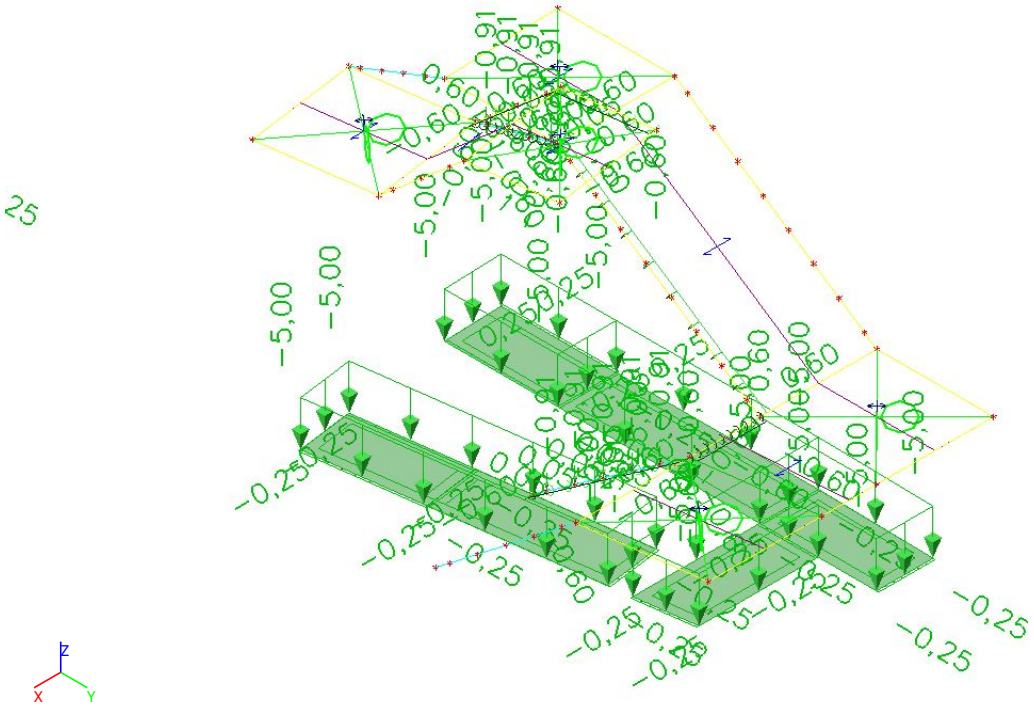

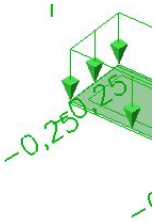

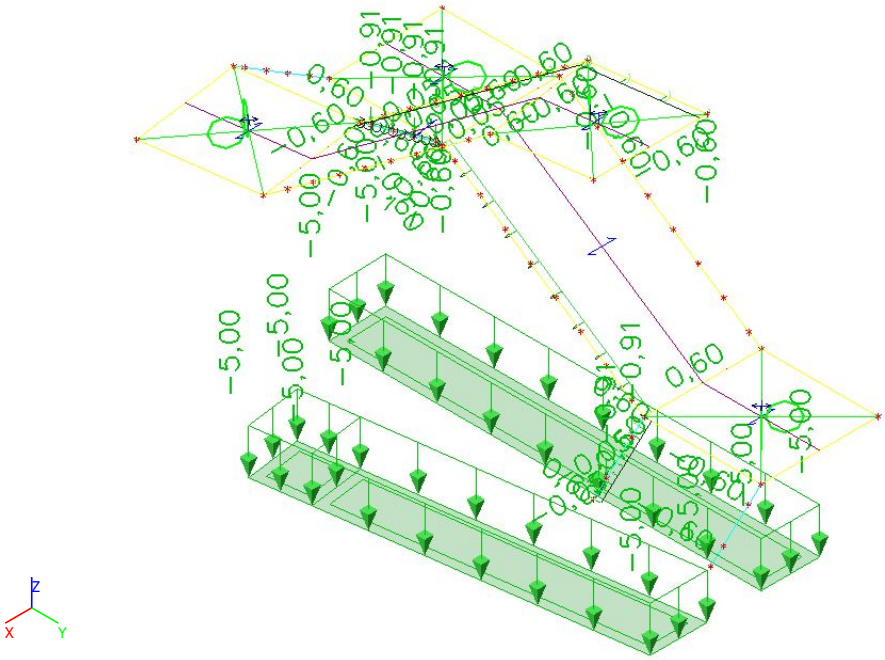

8.6. Obtežni primeri - Koristna 4

Name	Description	Action type	Load group	Duration	Master load case
	Spec	Load type			
Koristna 4		Variable	Koristna	Medium	None
	Standard	Static			

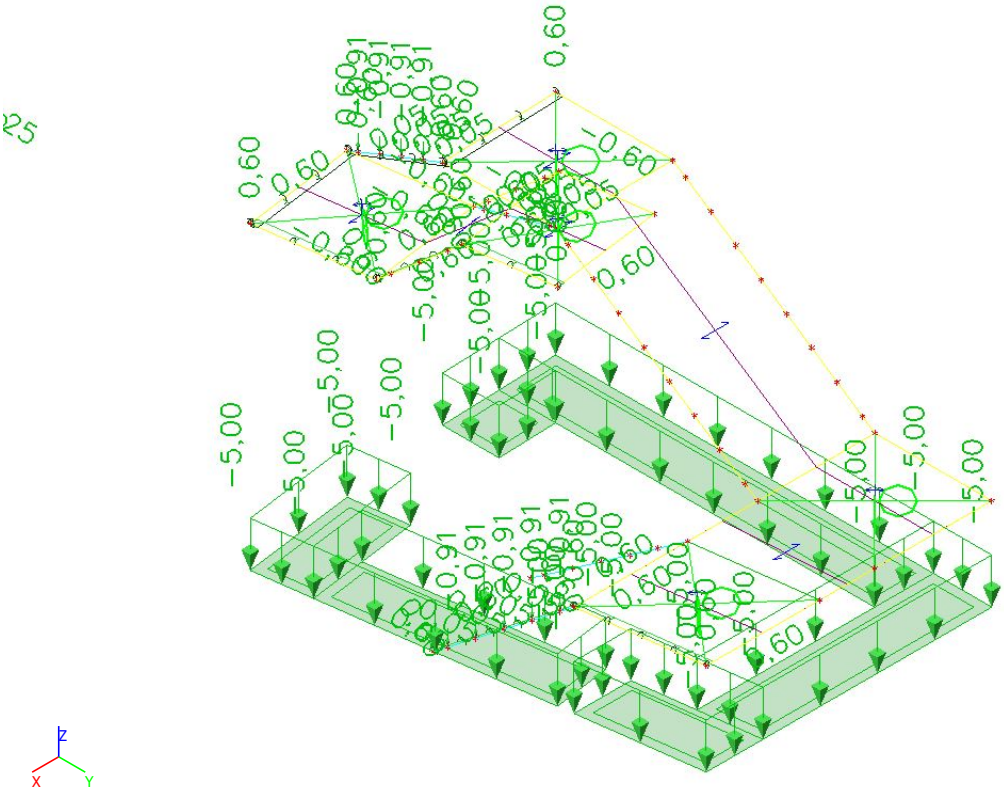

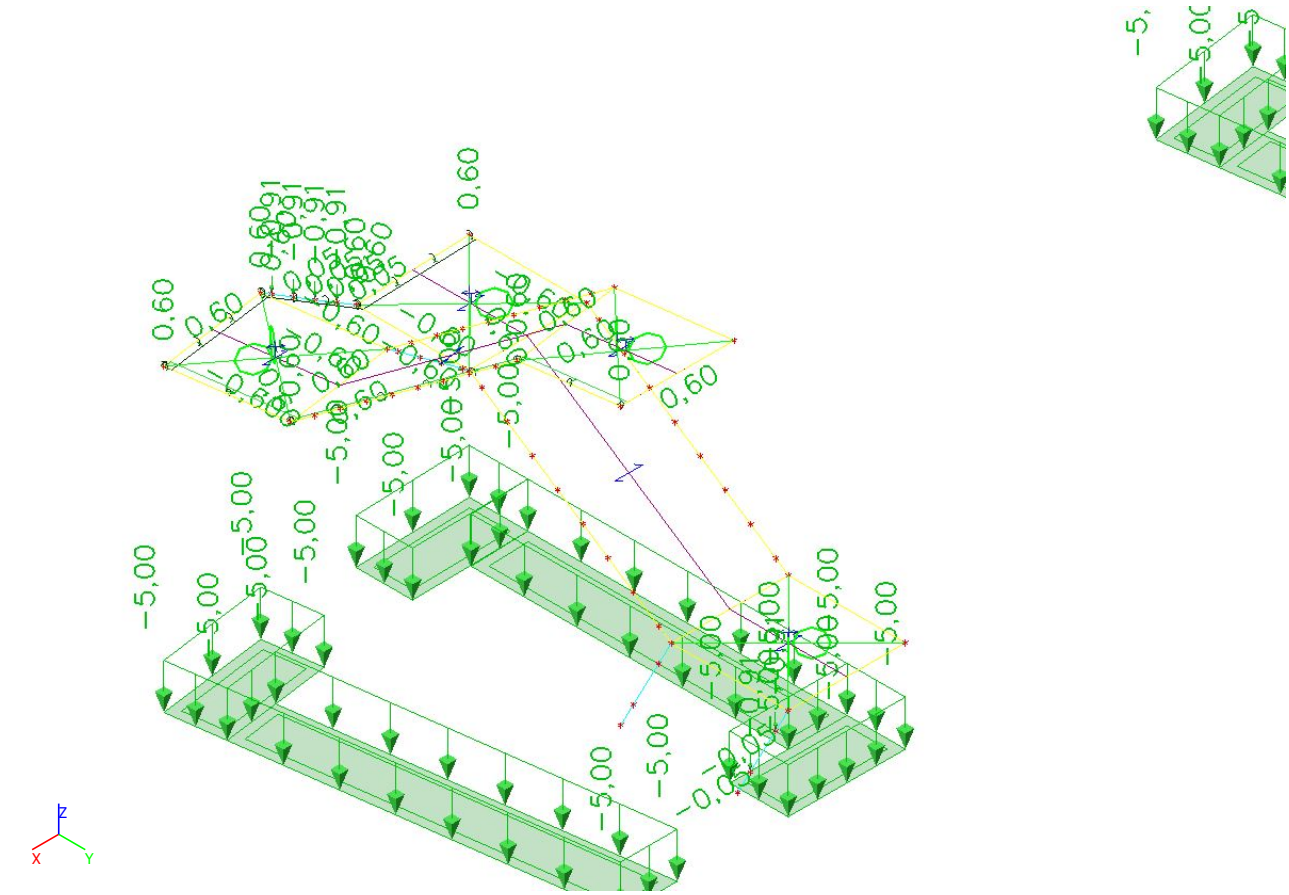

9. Obtežne kombinacije z NSK in pomiki

9.1. Obtežne kombinacije z NSK in pomiki - All SLS

Name	List
All SLS	SLS-Char (auto) - EN-SLS Characteristic

9.1.1. 1D internal forces

Linear calculation
Class: All SLS
Coordinate system: Principal
Extreme 1D: Global
Selection: All

Name	dx [m]	Case	N [kN]	V_y [kN]	V_z [kN]	M_x [kNm]	M_y [kNm]	M_z [kNm]
B51	0,000	SLS-Char (auto)/1	**-13,00**	0,00	0,00	0,00	0,00	0,00
B61	2,341-	SLS-Char (auto)/1	**27,91**	2,61	2,64	-0,65	17,69	1,68
B120	4,021	SLS-Char (auto)/1	-6,52	**-11,64**	8,69	0,00	-2,34	0,00
B120	2,771+	SLS-Char (auto)/1	24,29	**6,55**	-20,66	-0,75	15,92	-3,01
B121	3,751-	SLS-Char (auto)/2	21,39	3,90	**-23,25**	0,00	-3,80	2,58
B101	0,000	SLS-Char (auto)/1	2,54	-1,22	**13,12**	0,00	0,00	0,00
B65	0,000	SLS-Char (auto)/1	4,65	0,47	8,67	**-2,34**	0,00	0,00
B98	0,000	SLS-Char (auto)/3	4,81	-1,24	10,27	**2,62**	0,00	0,00
B121	3,751+	SLS-Char (auto)/4	0,30	-4,58	9,49	-0,16	**-4,81**	1,26
B121	2,771-	SLS-Char (auto)/2	22,42	-1,32	2,96	0,68	**19,50**	-1,04
B99	1,251+	SLS-Char (auto)/3	6,01	2,39	2,21	-0,91	7,27	**-3,35**
B98	3,976-	SLS-Char (auto)/3	8,62	3,10	-4,19	-1,62	13,57	**3,38**

Name	Combination key
SLS-Char (auto)/1	Lastna + Stalna + Koristna 2
SLS-Char (auto)/2	Lastna + Stalna + Koristna 1
SLS-Char (auto)/3	Lastna + Stalna + Koristna 3
SLS-Char (auto)/4	Lastna + Stalna + Koristna 4

9.1.2. N

Values: **N**
Linear calculation
Class: All SLS
Coordinate system: Principal
Extreme 1D: Global
Selection: All

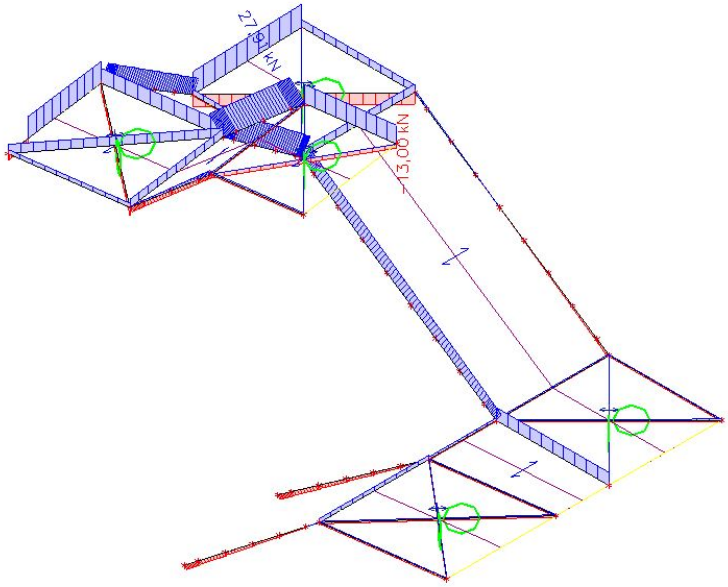

Values: **N**
Linear calculation
Class: All SLS
Coordinate system: Principal
Extreme 1D: Global
Selection: All

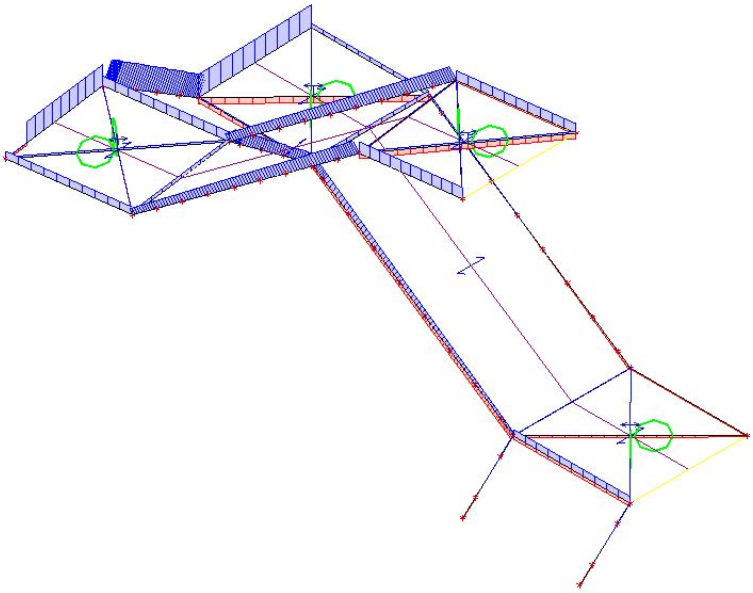

9.1.3. V_z

Values: V_z
Linear calculation
Class: All SLS
Coordinate system: Principal
Extreme 1D: Global
Selection: All

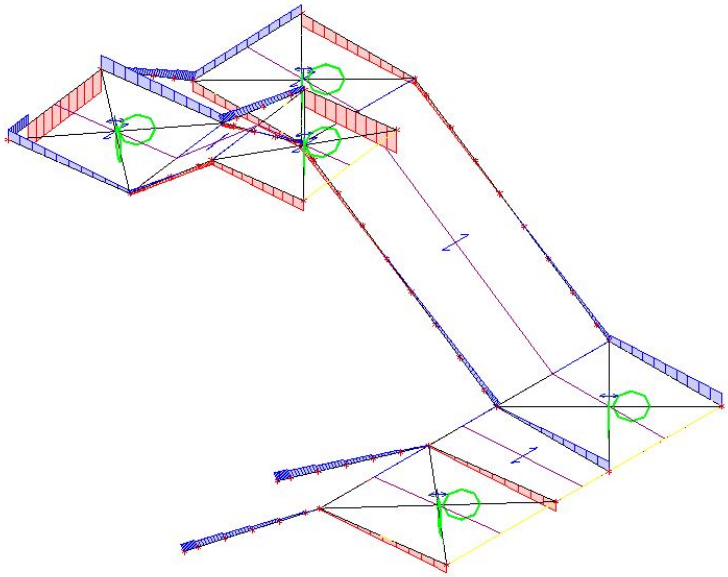

Values: V_z
Linear calculation
Class: All SLS
Coordinate system: Principal
Extreme 1D: Global
Selection: All

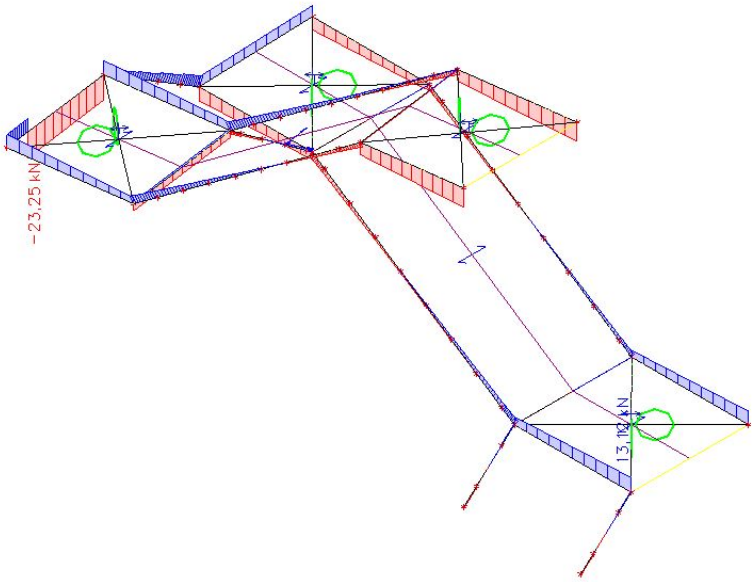

9.1.4. M_y

Values: M_y
Linear calculation
Class: All SLS
Coordinate system: Principal
Extreme 1D: Global
Selection: All

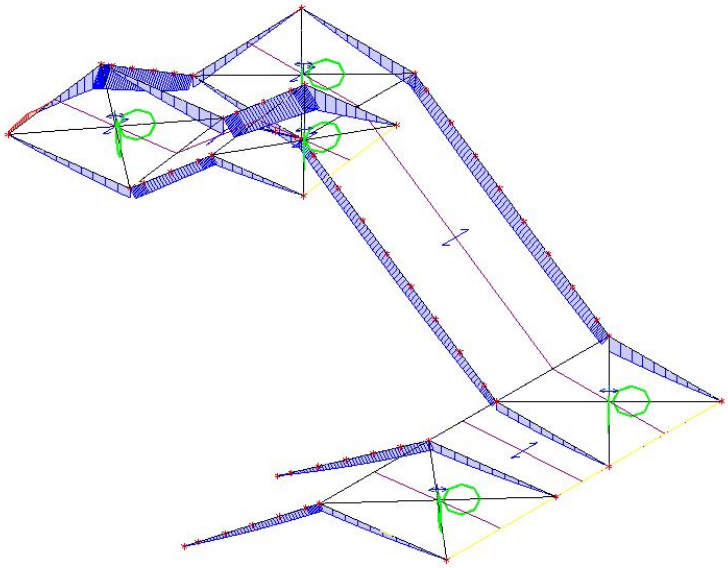

Values: M_y
Linear calculation
Class: All SLS
Coordinate system: Principal
Extreme 1D: Global
Selection: All

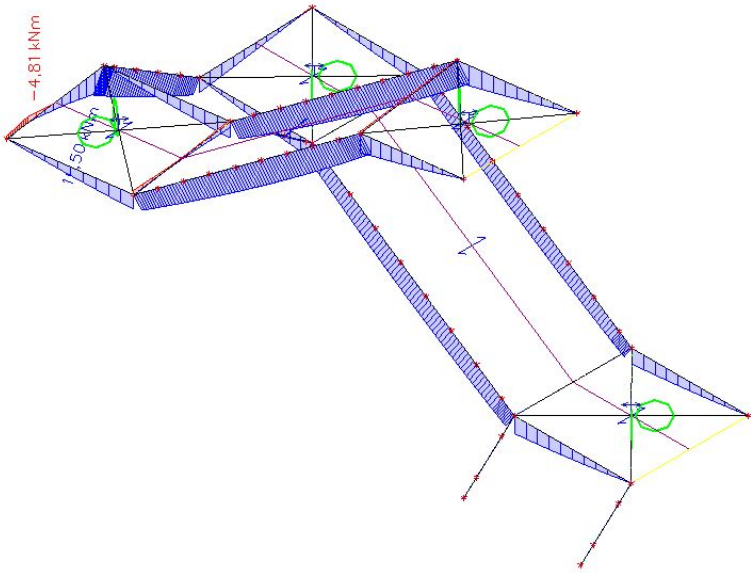

9.1.5. u_x

Values: u_x
Linear calculation
Class: All SLS
Coordinate system: Global
Extreme 1D: Global
Selection: All

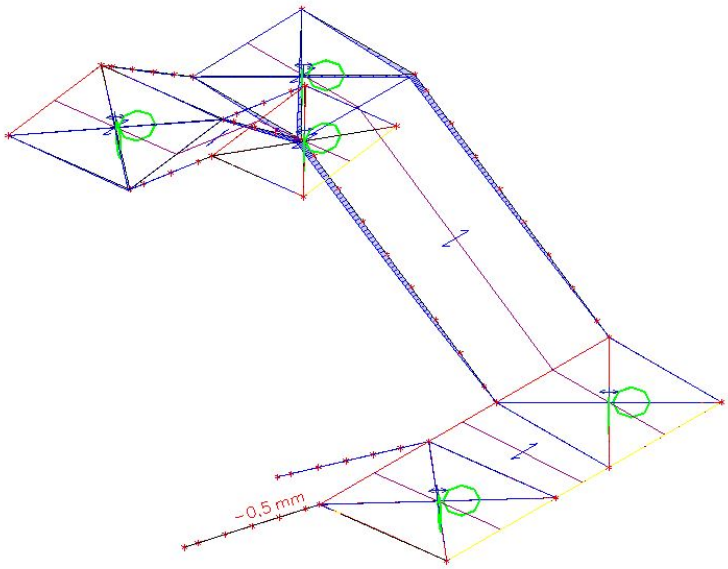

Values: u_x
Linear calculation
Class: All SLS
Coordinate system: Global
Extreme 1D: Global
Selection: All

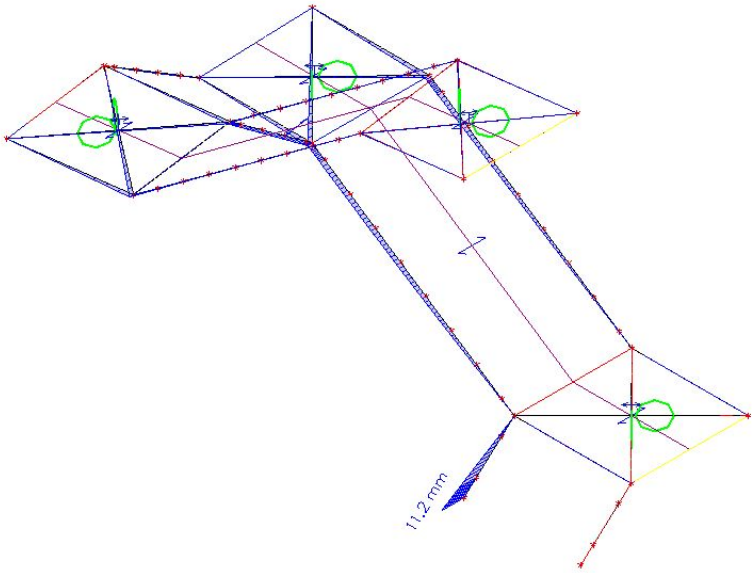

9.1.6. u_y

Values: u_y
Linear calculation
Class: All SLS
Coordinate system: Global
Extreme 1D: Global
Selection: All

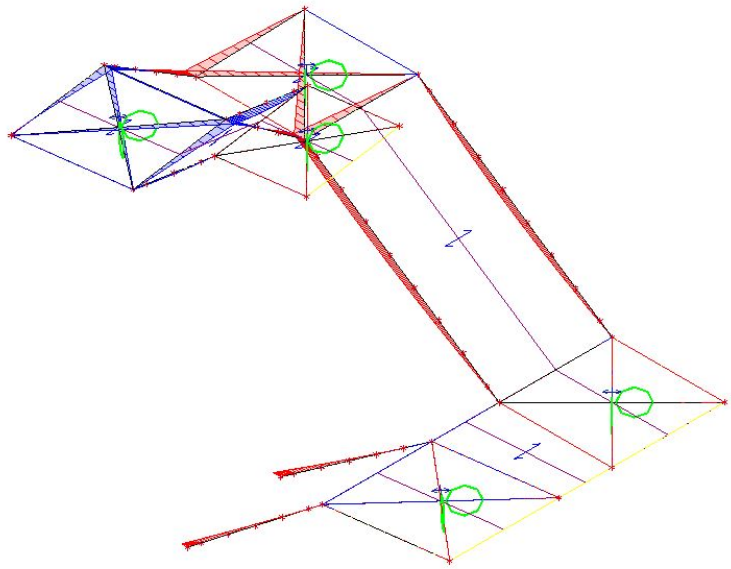

Values: u_y
Linear calculation
Class: All SLS
Coordinate system: Global
Extreme 1D: Global
Selection: All

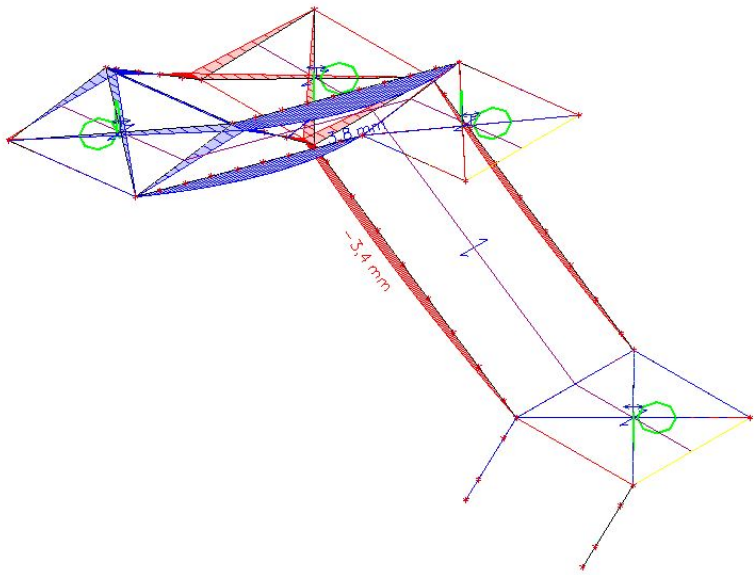

9.1.7. u_z

Values: u_z
Linear calculation
Class: All SLS
Coordinate system: Global
Extreme 1D: Global
Selection: All

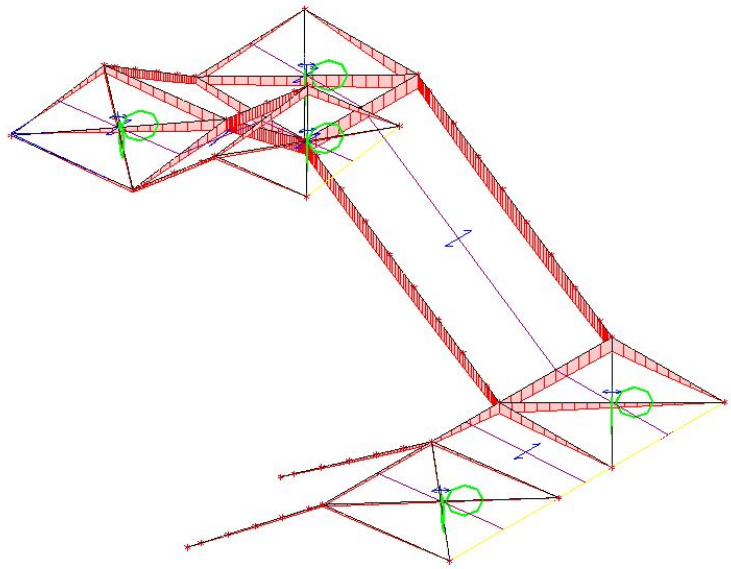

Values: u_z
Linear calculation
Class: All SLS
Coordinate system: Global
Extreme 1D: Global
Selection: All

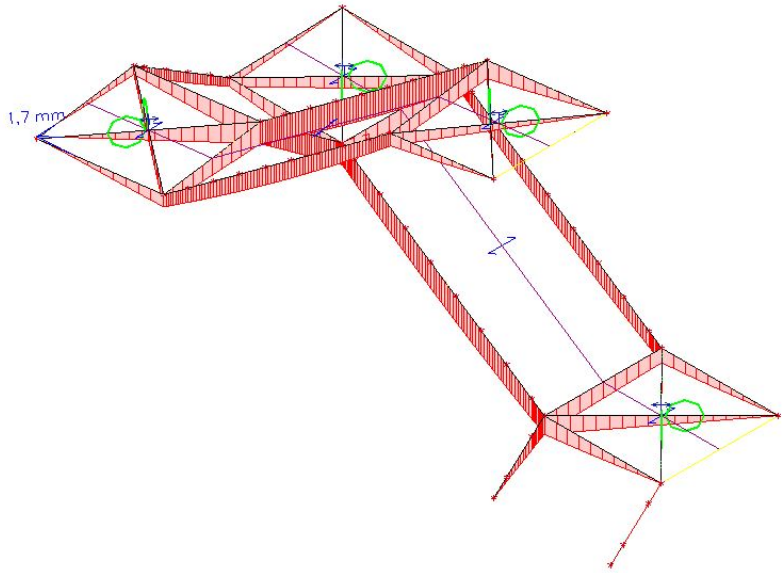

9.2. Obtežne kombinacije z NSK in pomiki - MSN nelinearna

Name	List
MSN nelinearna	MSN nelinearna
	MSN nelinearna1
	MSN nelinearna2
	Nelinearna MSN
	Nelinearna MSN1

9.2.1. 1D internal forces

Nonlinear calculation
Class: MSN nelinearna
Coordinate system: Principal
Extreme 1D: Global
Selection: All

Name	dx [m]	Case	N [kN]	V_y [kN]	V_z [kN]	M_x [kNm]	M_y [kNm]	M_z [kNm]
B120	3,751+	MSN nelinearna2	**-16,77**	-15,15	12,59	0,00	-5,83	4,09
B61	2,341-	MSN nelinearna	**36,28**	3,90	2,65	-0,86	23,94	2,37
B120	4,021	MSN nelinearna	-14,10	**-15,59**	11,92	0,00	-3,53	0,00
B120	2,771+	MSN nelinearna	29,00	**9,38**	-30,25	-1,13	23,38	-4,59
B121	3,751-	MSN nelinearna2	30,41	5,62	**-33,63**	0,00	-5,44	3,67
B101	0,000	MSN nelinearna	0,82	-1,76	**19,60**	0,00	0,00	0,00
B65	0,000	MSN nelinearna	0,99	0,50	11,90	**-3,53**	0,00	0,00
B98	0,000	MSN nelinearna1	6,19	-1,81	14,47	**3,94**	0,00	0,00
B121	3,751-	Nelinearna MSN	18,29	5,18	-21,11	-0,24	**-7,02**	1,76
B121	2,771-	MSN nelinearna2	32,85	-1,93	4,32	1,00	**28,31**	-1,54
B121	2,771+	MSN nelinearna	33,17	8,52	-32,25	-1,13	25,97	**-4,78**
B98	3,976-	MSN nelinearna1	11,66	4,37	-6,07	-2,37	19,35	**4,66**

9.2.2. N

Values: **N**
Nonlinear calculation
Class: MSN nelinearna
Coordinate system: Principal
Extreme 1D: Global
Selection: All

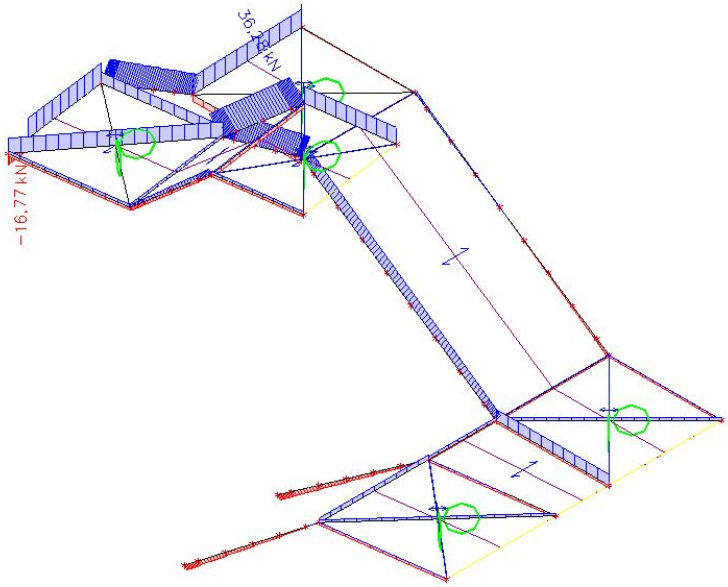

Values: **N**
Nonlinear calculation
Class: MSN nelinearna
Coordinate system: Principal
Extreme 1D: Global
Selection: All

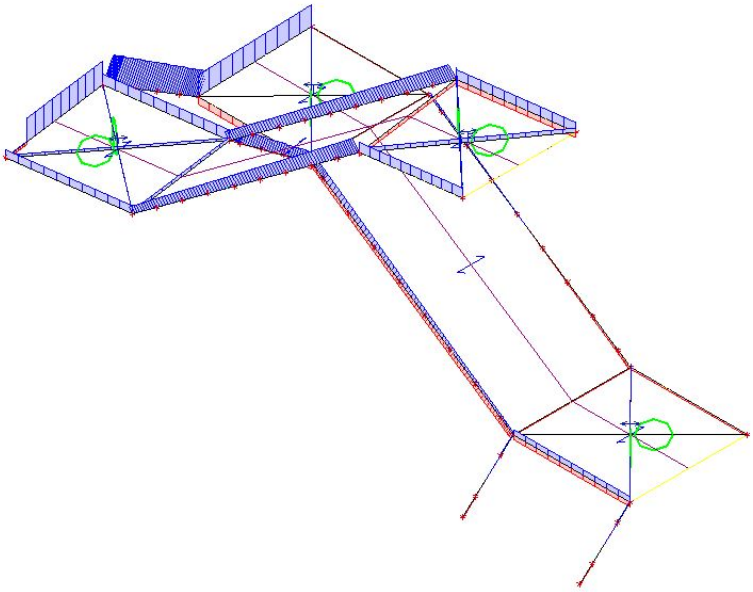

9.2.3. V_z

Values: V_z
Nonlinear calculation
Class: MSN nelinearna
Coordinate system: Principal
Extreme 1D: Global
Selection: All

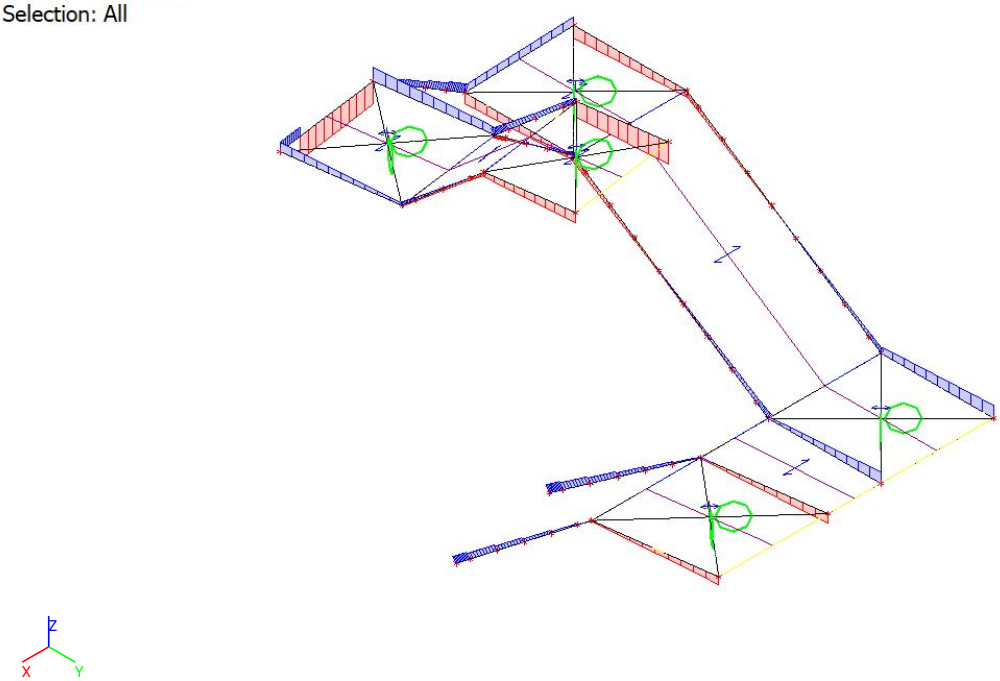

Values: V_z
Nonlinear calculation
Class: MSN nelinearna
Coordinate system: Principal
Extreme 1D: Global
Selection: All

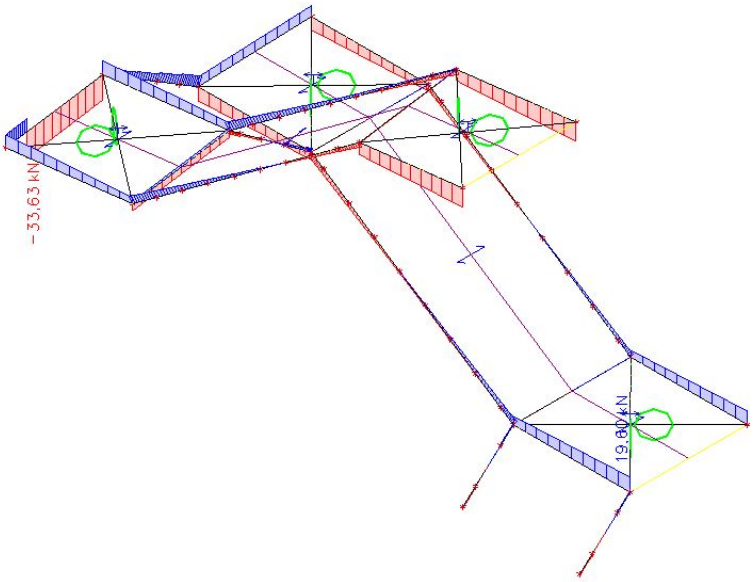

9.2.4. M_y

Values: M_y
Nonlinear calculation
Class: MSN nelinearna
Coordinate system: Principal
Extreme 1D: Global
Selection: All

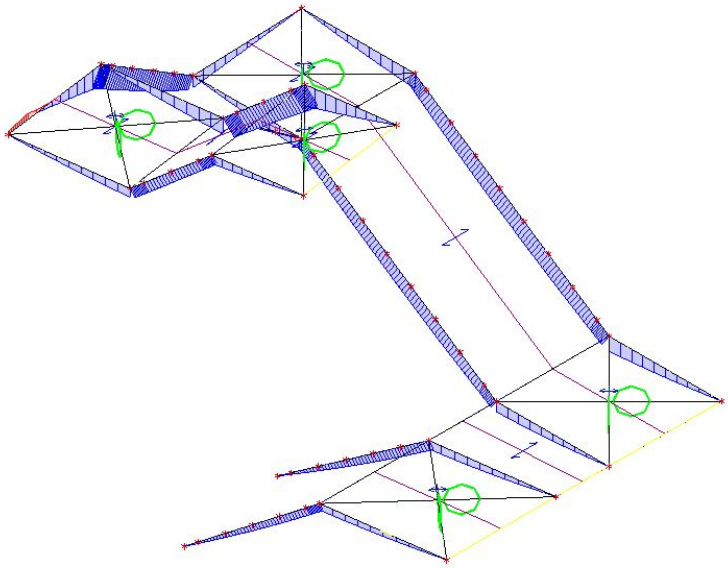

Values: M_y
Nonlinear calculation
Class: MSN nelinearna
Coordinate system: Principal
Extreme 1D: Global
Selection: All

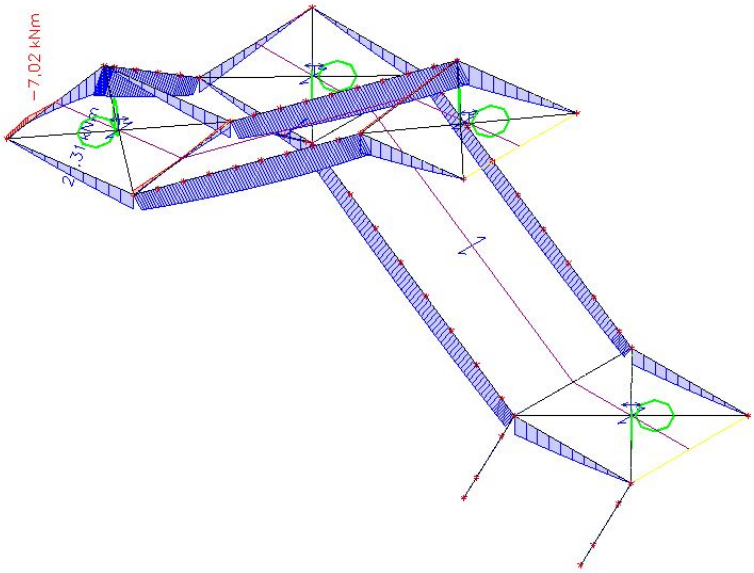

9.2.5. u_x

Values: u_x
Nonlinear calculation
Class: MSN nelinearna
Coordinate system: Global
Extreme 1D: Global
Selection: All

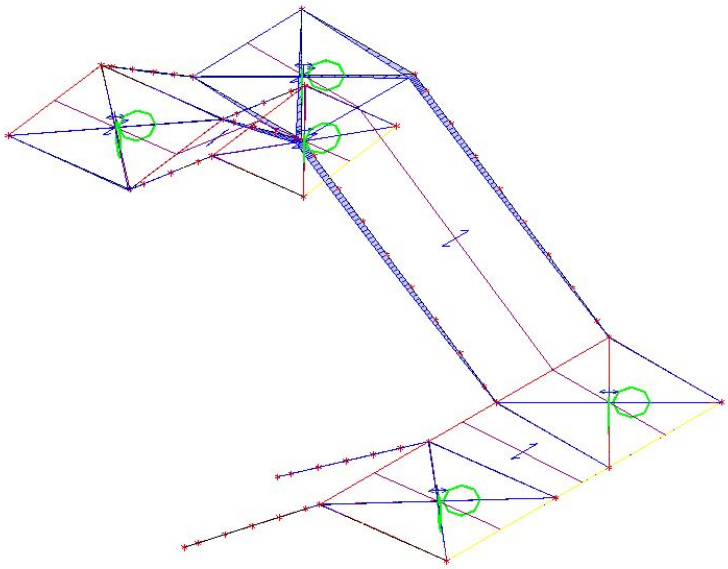

Values: u_x
Nonlinear calculation
Class: MSN nelinearna
Coordinate system: Global
Extreme 1D: Global
Selection: All

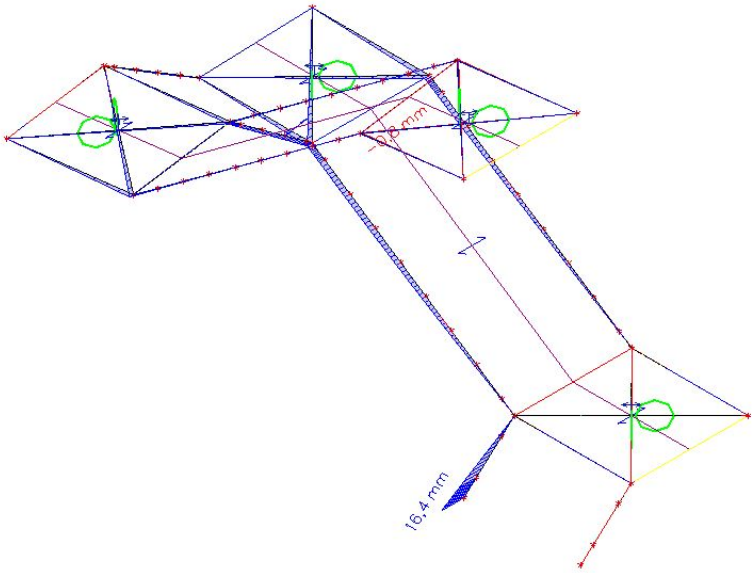

9.2.6. u_y

Values: u_y
Nonlinear calculation
Class: MSN nelinearna
Coordinate system: Global
Extreme 1D: Global
Selection: All

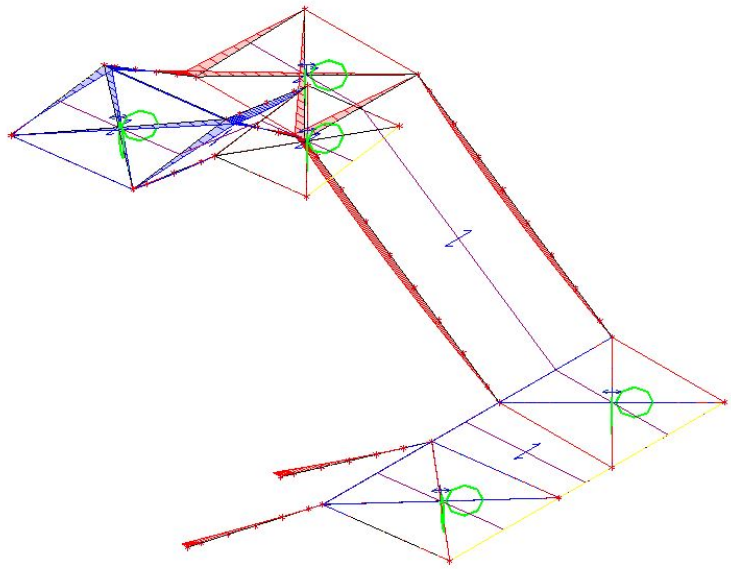

Values: u_y
Nonlinear calculation
Class: MSN nelinearna
Coordinate system: Global
Extreme 1D: Global
Selection: All

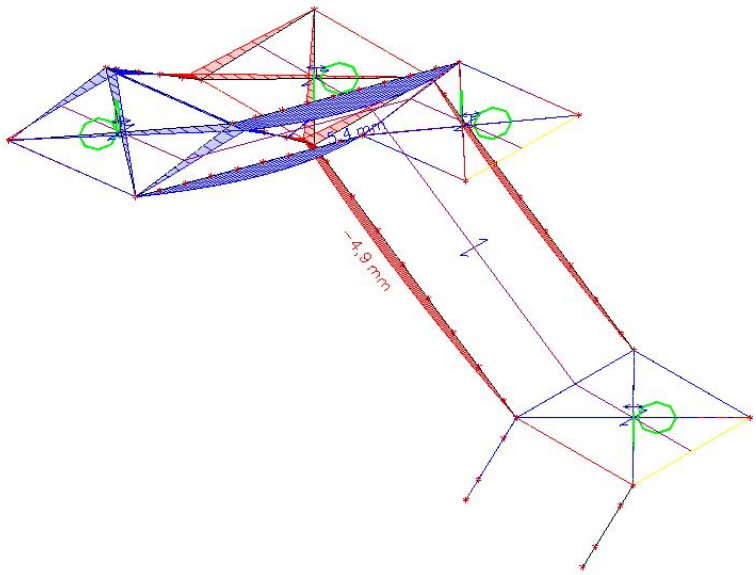

9.2.7. u_z

Values: u_z
Nonlinear calculation
Class: MSN nelinearna
Coordinate system: Global
Extreme 1D: Global
Selection: All

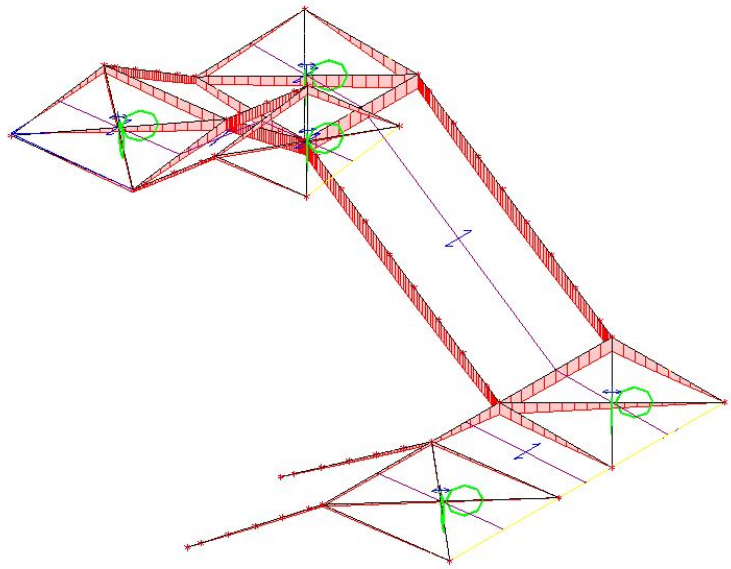

Values: u_z
Nonlinear calculation
Class: MSN nelinearna
Coordinate system: Global
Extreme 1D: Global
Selection: All

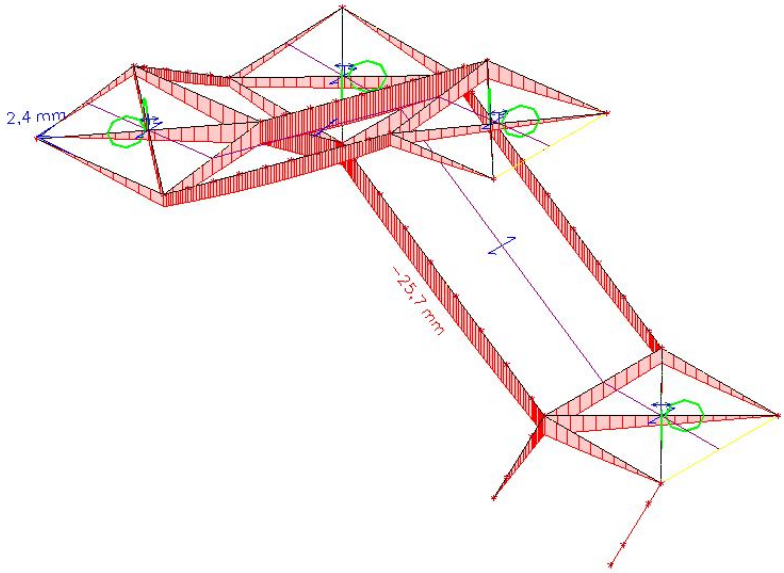

10. Dimenzioniranje Jekla

10.1. EC-EN 1993 Steel check ULS

Values: **$UC_{Overall}$**
Nonlinear calculation
Class: MSN nelinearna
Coordinate system: Principal
Extreme 1D: Cross-section
Selection: All

EN 1993-1-1 Code Check
National annex: Slovenian SIST-EN NA

Member B12	**0,777 / 0,777 m**	**IPE200**	**Rolled**	**S 235**	**MSN nelinearna**	**0,36 -**

Combination key
MSN nelinearna / MSN nelinearna

Partial safety factors		
Resistance of cross-sections	γ_{M0}	1,00
Resistance to instability	γ_{M1}	1,00
Resistance of net sections	γ_{M2}	1,25

Material			
Yield strength	f_y	235,0	MPa
Ultimate strength	f_u	360,0	MPa

Section checks
Section is classified as Class 1

Section checks	Design force	Value	Unit	Resistance	Value	Unit	Unity check [-]
Tension	N_{Ed}	2,08	kN	$N_{t,Rd}$	669,75	kN	0,00
Shear V_y	$V_{y,Ed}$	-0,35	kN	$V_{pl,y,Rd}$	244,02	kN	0,00
Shear V_z	$V_{z,Ed}$	-0,43	kN	$V_{pl,z,Rd}$	190,17	kN	0,00
Torsion	τ_{Ed}	48,3	MPa	τ_{Rd}	135,7	MPa	0,36

Combined section checks

Combined section checks	Unity check [-]
Shear V_y and Torsion	0,00
Shear V_z and Torsion	0,00

EN 1993-1-1 Code Check
National annex: Slovenian SIST-EN NA

Member B52	**0,000 / 1,838 m**	**RD16**	**Rolled**	**S 235**	**MSN nelinearna**	**0,72 -**

Combination key
MSN nelinearna / MSN nelinearna

Partial safety factors		
Resistance of cross-sections	γ_{M0}	1,00
Resistance to instability	γ_{M1}	1,00
Resistance of net sections	γ_{M2}	1,25

Material			
Yield strength	f_y	235,0	MPa
Ultimate strength	f_u	360,0	MPa

Warning: Strength reduction in function of the thickness is not supported for this type of cross-section.

Section checks
Section is classified as Class 3

Section checks	Design force	Value	Unit	Resistance	Value	Unit	Unity check [-]
Tension	N_{Ed}	34,12	kN	$N_{t,Rd}$	47,23	kN	0,72

Combined section checks

Combined section checks	Unity check [-]

EN 1993-1-1 Code Check
National annex: Slovenian SIST-EN NA

Member B101	**5,245 / 5,245 m**	**RHS200/100/5.0**	**Rolled**	**S 235**	**MSN nelinearna**	**0,61 -**

Combination key
MSN nelinearna / MSN nelinearna

Partial safety factors		
Resistance of cross-sections	γ_{M0}	1,00
Resistance to instability	γ_{M1}	1,00
Resistance of net sections	γ_{M2}	1,25

Material			
Yield strength	f_y	235,0	MPa
Ultimate strength	f_u	360,0	MPa

Section checks
Section is classified as Class 3

Section checks	Design force	Value	Unit	Resistance	Value	Unit	Unity check [-]
Compression	N_{Ed}	-10,50	kN	$N_{c,Rd}$	674,45	kN	0,02
Shear V_y	$V_{y,Ed}$	-1,36	kN	$V_{pl,y,Rd}$	129,80	kN	0,01
Shear V_z	$V_{z,Ed}$	-18,08	kN	$V_{pl,z,Rd}$	259,60	kN	0,07
Torsion	τ_{Ed}	4,3	MPa	τ_{Rd}	135,7	MPa	0,03

Combined section checks

Combined section checks	Unity check [-]

Stability checks
Decisive position for stability classification: 5,245 m
Section is classified as Class 1
Buckling group : Default

Buckling axis	k	L [m]	N_{cr} [kN]	M_{cr} [kNm]	λ_{rel}	χ
y-y	1,00	5,245	1126,40		0,77	1,00
z-z	0,97	1,221	7015,75		0,31	1,00
LTB	1,00	1,254		4122,58	0,10	1,00

Combined stability checks

Interaction factors	k_{yy}	k_{yz}	k_{zy}	k_{zz}
Value	1,01	0,45	0,64	0,79

Maximum moment $M_{y,Ed}$ is derived from beam B101 position 2,474 m.
Maximum moment $M_{z,Ed}$ is derived from beam B101 position 3,991 m.

Combined stability checks	$M_{y,Ed}$ [kNm]	$M_{z,Ed}$ [kNm]	Unity check [-]
Bending and Axial Compression	24,19	1,70	0,61

EN 1993-1-1 Code Check
National annex: Slovenian SIST-EN NA

Member B121	**2,771 / 4,021 m**	**RHS200/100/5.0**	**Cold formed**	**S 235**	**MSN nelinearna**	**0,66 -**

Note: EN 1993-1-3 article 1.1(3) specifies that this part does not apply to cold formed CHS and RHS sections.
The default EN 1993-1-1 code check is executed instead of the EN 1993-1-3 code check.

Combination key
MSN nelinearna / MSN nelinearna2

Partial safety factors		
Resistance of cross-sections	γ_{M0}	1,00
Resistance to instability	γ_{M1}	1,00
Resistance of net sections	γ_{M2}	1,25

Material			
Yield strength	f_y	235,0	MPa
Ultimate strength	f_u	360,0	MPa

Section checks
Section is classified as Class 1

Section checks	Design force	Value	Unit	Resistance	Value	Unit	Unity check [-]
Tension	N_{Ed}	32,85	kN	$N_{t,Rd}$	674,45	kN	0,05
Shear V_y	$V_{y,Ed}$	-1,93	kN	$V_{pl,y,Rd}$	129,80	kN	0,01
Shear V_z	$V_{z,Ed}$	4,32	kN	$V_{pl,z,Rd}$	259,60	kN	0,02
Bending M_y	$M_{y,Ed}$	28,31	kNm	$M_{pl,y,Rd}$	43,11	kNm	0,66
Bending M_z	$M_{z,Ed}$	-1,54	kNm	$M_{pl,z,Rd}$	26,58	kNm	0,06
Torsion	τ_{Ed}	5,4	MPa	τ_{Rd}	135,7	MPa	0,04

Combined section checks

Combined section checks	Unity check [-]
Bending, Axial force and Shear	0,51

10.2. Overall check

Values: **UC**$_{Overall}$
Nonlinear calculation
Class: MSN nelinearna
Coordinate system: Principal
Extreme 1D: Cross-section
Selection: All
There are 2 warnings on selected members. 2 of them are shown.

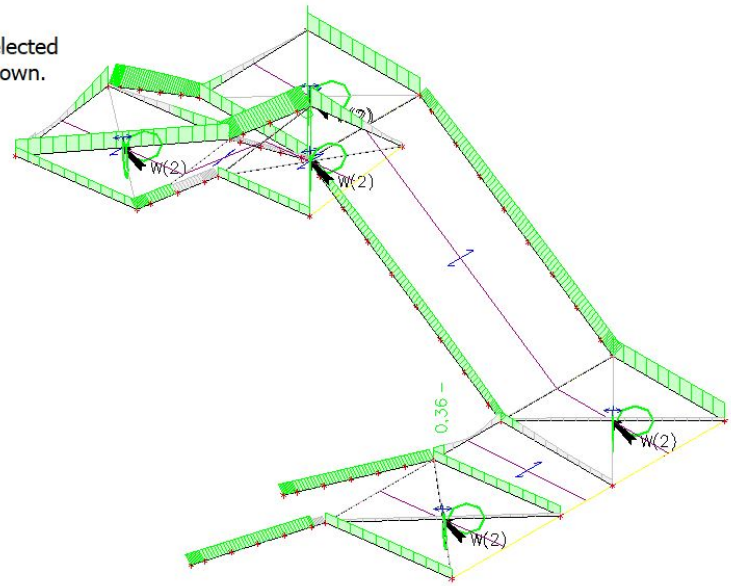

Values: **UC**$_{\mathbf{Overall}}$
Nonlinear calculation
Class: MSN nelinearna
Coordinate system: Principal
Extreme 1D: Cross-section
Selection: All
There are 2 warnings on selected members. 2 of them are shown.

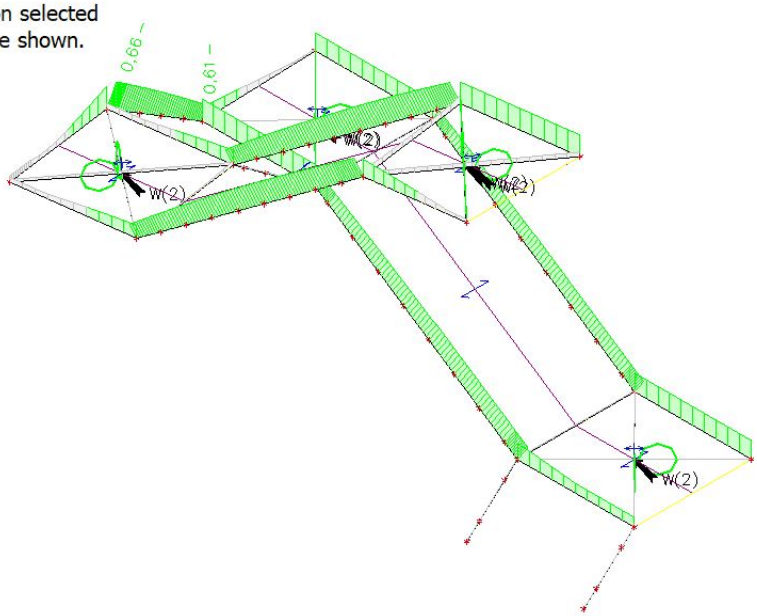

10.3. Section check

Values: **UC**$_{\mathbf{Sec}}$
Nonlinear calculation
Class: MSN nelinearna
Coordinate system: Principal
Extreme 1D: Cross-section
Selection: All
There are 2 warnings on selected members. 2 of them are shown.

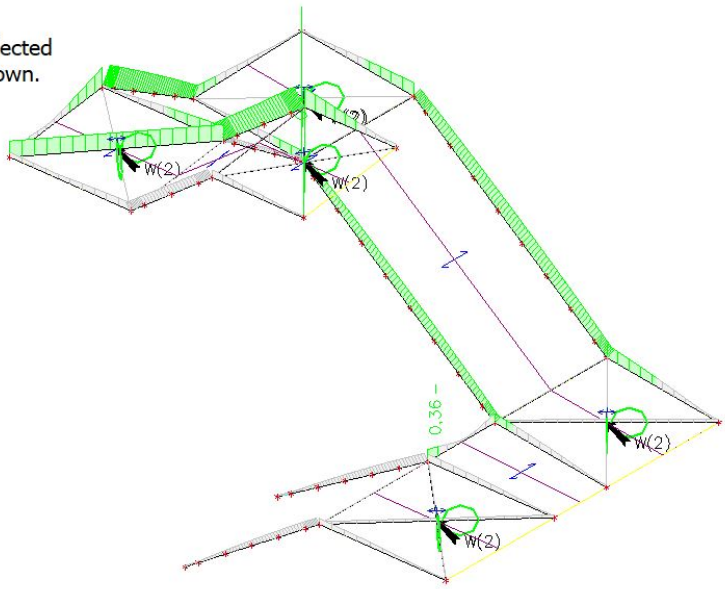

Values: **UC**$_{Sec}$
Nonlinear calculation
Class: MSN nelinearna
Coordinate system: Principal
Extreme 1D: Cross-section
Selection: All
There are 2 warnings on selected members. 2 of them are shown.

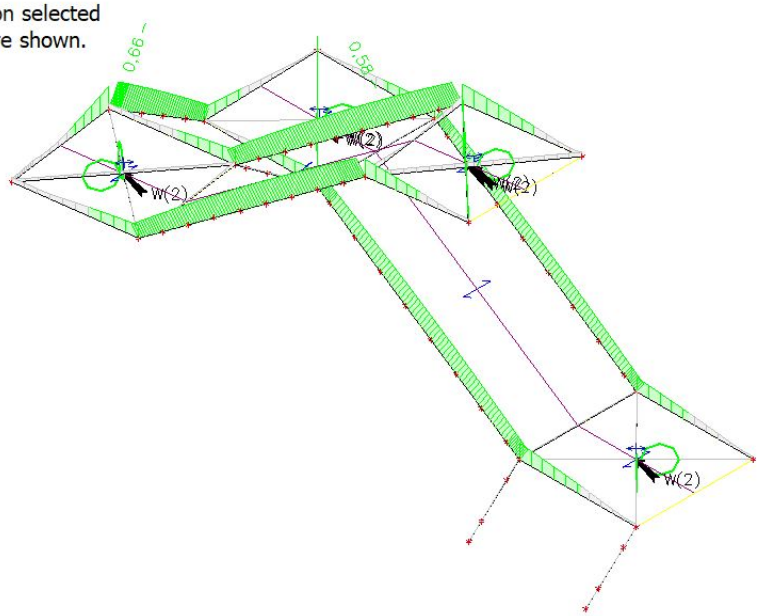

10.4. Stability check

Values: **UC**$_{Stab}$
Nonlinear calculation
Class: MSN nelinearna
Coordinate system: Principal
Extreme 1D: Cross-section
Selection: All
There are 2 warnings on selected members. 2 of them are shown.

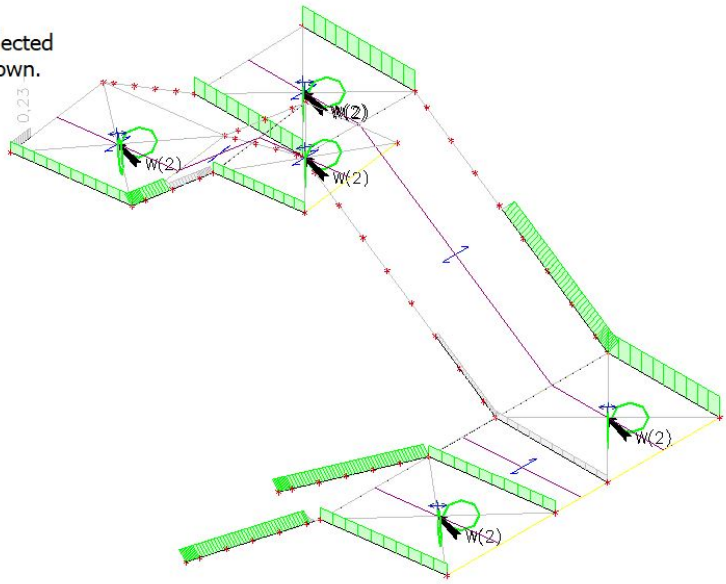

Values: **UC$_{Stab}$**
Nonlinear calculation
Class: MSN nelinearna
Coordinate system: Principal
Extreme 1D: Cross-section
Selection: All
There are 2 warnings on selected members. 2 of them are shown.

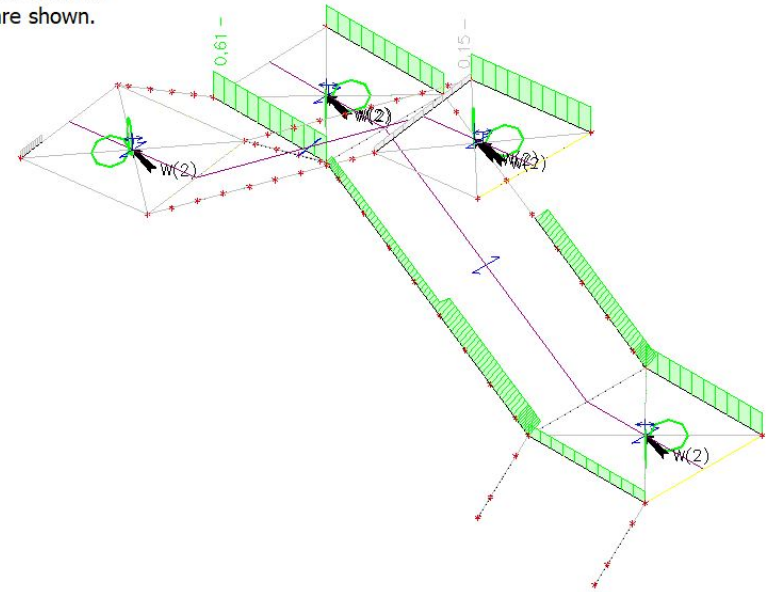

1. Kazalo

1. Kazalo 669
2. Materiali 670
3. Prerezi 670
4. Elementi 673
5. Vozlišča 674
6. 3D model 675
7. Obtežni primeri 681
7.1. Obtežni primeri - Lastna 681
7.2. Obtežni primeri - Stalna 682
7.3. Obtežni primeri - Koristna 1 683
7.4. Obtežni primeri - Potres x 684
7.5. Obtežni primeri - Potres x_AE 685
7.6. Obtežni primeri - Potres y 686
7.7. Obtežni primeri - Potres y_AE 687
8. Obtežne kombinacije z NSK in pomiki 688
8.1. Obtežne kombinacije z NSK in pomiki - All ULS 688
8.1.1. 1D internal forces 688
8.2. Obtežne kombinacije z NSK in pomiki - All SLS 692
8.2.1. 1D internal forces 692
9. Dimenzioniranje Jekla 696
9.1. EC-EN 1993 Steel check ULS 696
9.2. NSK - Overall check 699
9.3. NSK - Section check 700
9.4. NSK - Stability check 700

2. Materiali

Steel EC3

Name	ρ [kg/m³]	E_{mod} [MPa]	μ	Lower limit [mm]	Upper limit [mm]	F_y [MPa]	F_u [MPa]	Colour
		G_{mod} [MPa]	α [m/mK]					
S 235	7850,00	2,1000e+05	0.3	0,00	40,00	235,0	360,0	
		8,0769e+04	0,01e-003	40,00	80,00	215,0	360,0	

3. Prerezi

Nosilec		
Type	UNP200	
Formcode	5 - Channel section	
Shape type	Thin-walled	
Item material	S 235	
Fabrication	rolled	
Colour		
Flexural buckling y-y, Flexural buckling z-z	c	c
A [mm²]	3,2200e+03	
A_y [mm²], A_z [mm²]	1,6758e+03	1,6900e+03
A_L [m²/m], A_D [m²/m]	6,6100e-01	6,6027e-01
$c_{Y.UCS}$ [mm], $c_{Z.UCS}$ [mm]	20,14	100,00
α [deg]	0,00	
I_y [mm⁴], I_z [mm⁴]	1,9100e+07	1,4800e+06
i_y [mm], i_z [mm]	77,02	21,44
$W_{el.y}$ [mm³], $W_{el.z}$ [mm³]	1,9100e+05	2,7000e+04
$W_{pl.y}$ [mm³], $W_{pl.z}$ [mm³]	2,2800e+05	5,1800e+04
$M_{pl.y.+}$ [Nmm], $M_{pl.y.-}$ [Nmm]	53537321,19	53537321,19
$M_{pl.z.+}$ [Nmm], $M_{pl.z.-}$ [Nmm]	12190474,51	12190474,51
d_y [mm], d_z [mm]	-44,46	0,00
I_t [mm⁴], I_w [mm⁶]	1,2000e+05	1,0499e+10
$β_y$ [mm], $β_z$ [mm]	0,00	216,60
Picture	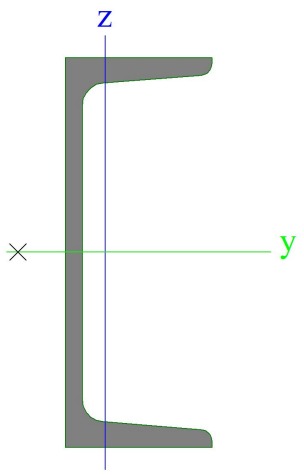	

Steber 1		
Type	HEA120	
Formcode	1 - I section	
Shape type	Thin-walled	
Item material	S 235	
Fabrication	rolled	
Colour		
Flexural buckling y-y, Flexural buckling z-z	b	c
A [mm²]	2,5300e+03	

A_y [mm^2], A_z [mm^2]	1,8775e+03	6,1698e+02
A_L [m^2/m], A_D [m^2/m]	6,7700e-01	6,7730e-01
$c_{Y.UCS}$ [mm], $c_{Z.UCS}$ [mm]	60,00	57,00
α [deg]	0,00	
I_y [mm^4], I_z [mm^4]	6,0600e+06	2,3100e+06
i_y [mm], i_z [mm]	48,94	30,22
$W_{el.y}$ [mm^3], $W_{el.z}$ [mm^3]	1,0600e+05	3,8500e+04
$W_{pl.y}$ [mm^3], $W_{pl.z}$ [mm^3]	1,1958e+05	5,8750e+04
$M_{pl.y.+}$ [Nmm], $M_{pl.y.-}$ [Nmm]	28104342,46	28104342,46
$M_{pl.z.+}$ [Nmm], $M_{pl.z.-}$ [Nmm]	13834122,27	13834122,27
d_y [mm], d_z [mm]	0,00	0,00
I_t [mm^4], I_w [mm^6]	5,9900e+04	6,4719e+09
β_y [mm], β_z [mm]	0,00	0,00
Picture	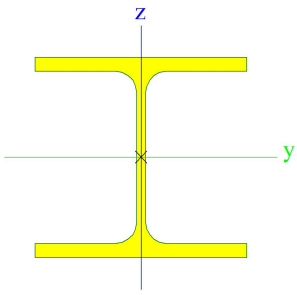	
Primarec		
Type	IPE200	
Formcode	1 - I section	
Shape type	Thin-walled	
Item material	S 235	
Fabrication	rolled	
Colour		
Flexural buckling y-y, Flexural buckling z-z	a	b
A [mm^2]	2,8500e+03	
A_y [mm^2], A_z [mm^2]	1,7729e+03	1,1448e+03
A_L [m^2/m], A_D [m^2/m]	7,6810e-01	7,6810e-01
$c_{Y.UCS}$ [mm], $c_{Z.UCS}$ [mm]	50,00	100,00
α [deg]	0,00	
I_y [mm^4], I_z [mm^4]	1,9430e+07	1,4230e+06
i_y [mm], i_z [mm]	82,57	22,34
$W_{el.y}$ [mm^3], $W_{el.z}$ [mm^3]	1,9430e+05	2,8470e+04
$W_{pl.y}$ [mm^3], $W_{pl.z}$ [mm^3]	2,2060e+05	4,4610e+04
$M_{pl.y.+}$ [Nmm], $M_{pl.y.-}$ [Nmm]	51897038,90	51897038,90
$M_{pl.z.+}$ [Nmm], $M_{pl.z.-}$ [Nmm]	10487720,20	10487720,20
d_y [mm], d_z [mm]	0,00	0,00
I_t [mm^4], I_w [mm^6]	6,9150e+04	1,2980e+10
β_y [mm], β_z [mm]	0,00	0,00

Picture	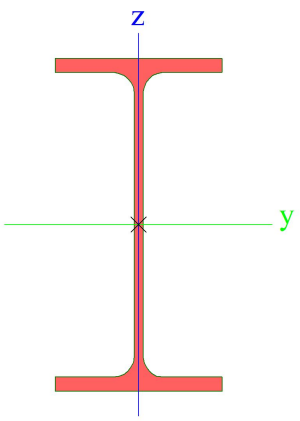	
za torzijo 2		
Type	QRO50X5	
Formcode	2 - Rectangular hollow section	
Shape type	Thin-walled	
Item material	S 235	
Fabrication	rolled	
Colour		
Flexural buckling y-y, Flexural buckling z-z	a	a
A [mm^2]	8,7900e+02	
A_y [mm^2], A_z [mm^2]	4,3907e+02	4,3907e+02
A_L [m^2/m], A_D [m^2/m]	1,9100e-01	3,5137e-01
$c_{Y.UCS}$ [mm], $c_{Z.UCS}$ [mm]	25,00	25,00
α [deg]	0,00	
I_y [mm^4], I_z [mm^4]	2,9500e+05	2,9500e+05
i_y [mm], i_z [mm]	18,32	18,32
$W_{el.y}$ [mm^3], $W_{el.z}$ [mm^3]	1,1800e+04	1,1800e+04
$W_{pl.y}$ [mm^3], $W_{pl.z}$ [mm^3]	1,4700e+04	1,4700e+04
$M_{pl.y.+}$ [Nmm], $M_{pl.y.-}$ [Nmm]	3461135,06	3461135,06
$M_{pl.z.+}$ [Nmm], $M_{pl.z.-}$ [Nmm]	3461135,06	3461135,06
d_y [mm], d_z [mm]	0,00	0,00
I_t [mm^4], I_w [mm^6]	4,6400e+05	1,3021e+08
β_y [mm], β_z [mm]	0,00	0,00
Picture	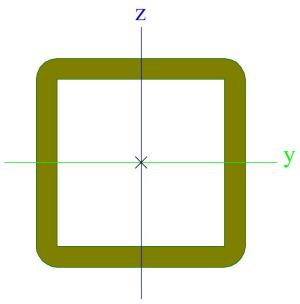	

Explanations of symbols	
Formcode	h - Height b - Flange width t - Flange thickness s - Web thickness r - Radius at flange root r1 - Radius at flange toe a - Flange slope wm1 - Unit warping at flange root wm2 - Unit warping at flange toe
A	Area
A_y	Shear Area in principal y-direction

Explanations of symbols	
A_z	Shear Area in principal z-direction
A_L	Circumference per unit length
A_D	Drying surface per unit length
$c_{Y.UCS}$	Centroid coordinate in Y-direction of Input axis system
$c_{Z.UCS}$	Centroid coordinate in Z-direction of Input axis system
$I_{Y.LCS}$	Second moment of area about the YLCS axis
$I_{Z.LCS}$	Second moment of area about the ZLCS axis

Explanations of symbols	
$I_{YZ.LCS}$	Product moment of area in the LCS system
α	Rotation angle of the principal axis system
I_y	Second moment of area about the principal y-axis
I_z	Second moment of area about the principal z-axis
i_y	Radius of gyration about the principal y-axis
i_z	Radius of gyration about the principal z-axis
$W_{el.y}$	Elastic section modulus about the principal y-axis
$W_{el.z}$	Elastic section modulus about the principal z-axis
$W_{pl.y}$	Plastic section modulus about the principal y-axis
$W_{pl.z}$	Plastic section modulus about the principal z-axis
$M_{pl.y.+}$	Plastic moment about the principal y-axis for a positive My moment
$M_{pl.y.-}$	Plastic moment about the principal y-axis for a negative My moment

Explanations of symbols	
$M_{pl.z.+}$	Plastic moment about the principal z-axis for a positive Mz moment
$M_{pl.z.-}$	Plastic moment about the principal z-axis for a negative Mz moment
d_y	Shear center coordinate in principal y-direction measured from the centroid
d_z	Shear center coordinate in principal z-direction measured from the centroid
I_t	Torsional constant
I_w	Warping constant
β_y	Mono-symmetry constant about the principal y-axis
β_z	Mono-symmetry constant about the principal z-axis

4. Elementi

Name	Cross-section	Material	Length [m]	Beg. node	End node	Type
B5	Primarec - IPE200	S 235	1,000	N7	N13	beam (80)
B6	Primarec - IPE200	S 235	1,000	N13	N3	beam (80)
B7	Steber 1 - HEA120	S 235	2,180	N14	N7	column (100)
B8	Steber 1 - HEA120	S 235	2,180	N15	N3	column (100)
B11	Steber 1 - HEA120	S 235	2,130	N3	N49	column (100)
B12	Steber 1 - HEA120	S 235	2,130	N7	N50	column (100)
B15	Primarec - IPE200	S 235	1,000	N76	N77	beam (80)
B16	Primarec - IPE200	S 235	1,000	N77	N75	beam (80)
B21	Steber 1 - HEA120	S 235	2,250	N76	N29	column (100)
B22	Steber 1 - HEA120	S 235	2,250	N75	N30	column (100)
B39	Steber 1 - HEA120	S 235	2,350	N49	N75	column (100)
B40	Steber 1 - HEA120	S 235	2,350	N50	N76	column (100)
B41	Nosilec - UNP200	S 235	4,855	N64	N53	beam (80)
B42	Nosilec - UNP200	S 235	4,855	N1	N51	beam (80)
B44	Nosilec - UNP200	S 235	4,828	N61	N70	beam (80)
B45	Nosilec - UNP200	S 235	4,828	N63	N72	beam (80)
B43	Nosilec - UNP200	S 235	4,951	N73	N80	beam (80)
B46	Nosilec - UNP200	S 235	4,951	N78	N56	beam (80)
B47	Nosilec - UNP200	S 235	4,894	N58	N82	beam (80)
B49	Nosilec - UNP200	S 235	0,945	N65	N66	beam (80)
B50	Nosilec - UNP200	S 235	0,945	N71	N69	beam (80)
B51	Nosilec - UNP200	S 235	0,945	N74	N79	beam (80)
B52	Nosilec - UNP200	S 235	0,945	N83	N81	beam (80)
B53	za torzijo 2 - QRO50X5	S 235	0,945	N85	N86	beam (80)
B54	za torzijo 2 - QRO50X5	S 235	0,945	N87	N88	beam (80)
B55	za torzijo 2 - QRO50X5	S 235	0,945	N89	N90	beam (80)
B56	za torzijo 2 - QRO50X5	S 235	0,945	N91	N92	beam (80)
B57	za torzijo 2 - QRO50X5	S 235	0,945	N93	N94	beam (80)
B58	za torzijo 2 - QRO50X5	S 235	0,945	N95	N96	beam (80)
B59	za torzijo 2 - QRO50X5	S 235	0,945	N97	N98	beam (80)
B60	za torzijo 2 - QRO50X5	S 235	0,945	N99	N100	beam (80)
B61	za torzijo 2 - QRO50X5	S 235	0,945	N101	N102	beam (80)
B62	za torzijo 2 - QRO50X5	S 235	0,945	N103	N104	beam (80)
B63	za torzijo 2 - QRO50X5	S 235	0,945	N105	N106	beam (80)
B64	za torzijo 2 - QRO50X5	S 235	0,945	N107	N108	beam (80)
B65	Nosilec - UNP200	S 235	4,894	N59	N84	beam (80)

5. Vozlišča

Name	Coord X [m]	Coord Y [m]	Coord Z [m]
N3	4,200	0,000	2,180
N7	4,200	2,000	2,180
N13	4,200	1,000	2,180
N14	4,200	2,000	0,000
N15	4,200	0,000	0,000
N29	4,200	2,000	8,910
N30	4,200	0,000	8,910
N49	4,200	0,000	4,310
N50	4,200	2,000	4,310
N51	4,200	0,955	2,180
N53	4,200	0,010	2,180
N56	4,200	0,955	6,660
N58	4,200	1,990	6,660
N59	4,200	1,045	6,660
N61	4,200	1,990	2,180
N63	4,200	1,045	2,180
N64	0,000	0,010	0,000
N65	3,300	0,010	2,180
N1	0,000	0,955	0,000
N66	3,300	0,955	2,180
N69	3,300	1,990	2,180
N70	0,000	1,990	4,310
N71	3,300	1,045	2,180
N72	0,000	1,045	4,310
N73	0,000	0,010	4,310
N74	3,300	0,010	6,660
N75	4,200	0,000	6,660
N76	4,200	2,000	6,660
N77	4,200	1,000	6,660
N78	0,000	0,955	4,310

Name	Coord X [m]	Coord Y [m]	Coord Z [m]
N79	3,300	0,955	6,660
N80	4,200	0,010	6,660
N81	3,300	1,990	6,660
N82	0,000	1,990	8,910
N83	3,300	1,045	6,660
N84	0,000	1,045	8,910
N85	0,825	0,010	0,545
N86	0,825	0,955	0,545
N87	1,650	0,010	1,090
N88	1,650	0,955	1,090
N89	2,475	0,010	1,635
N90	2,475	0,955	1,635
N91	2,475	1,990	2,712
N92	2,475	1,045	2,712
N93	1,650	1,990	3,245
N94	1,650	1,045	3,245
N95	0,825	1,990	3,777
N96	0,825	1,045	3,777
N97	0,825	0,010	4,897
N98	0,825	0,955	4,897
N99	1,650	0,010	5,485
N100	1,650	0,955	5,485
N101	2,475	0,010	6,072
N102	2,475	0,955	6,072
N103	2,475	1,990	7,223
N104	2,475	1,045	7,223
N105	1,650	1,990	7,785
N106	1,650	1,045	7,785
N107	0,825	1,990	8,348
N108	0,825	1,045	8,348

6. 3D model

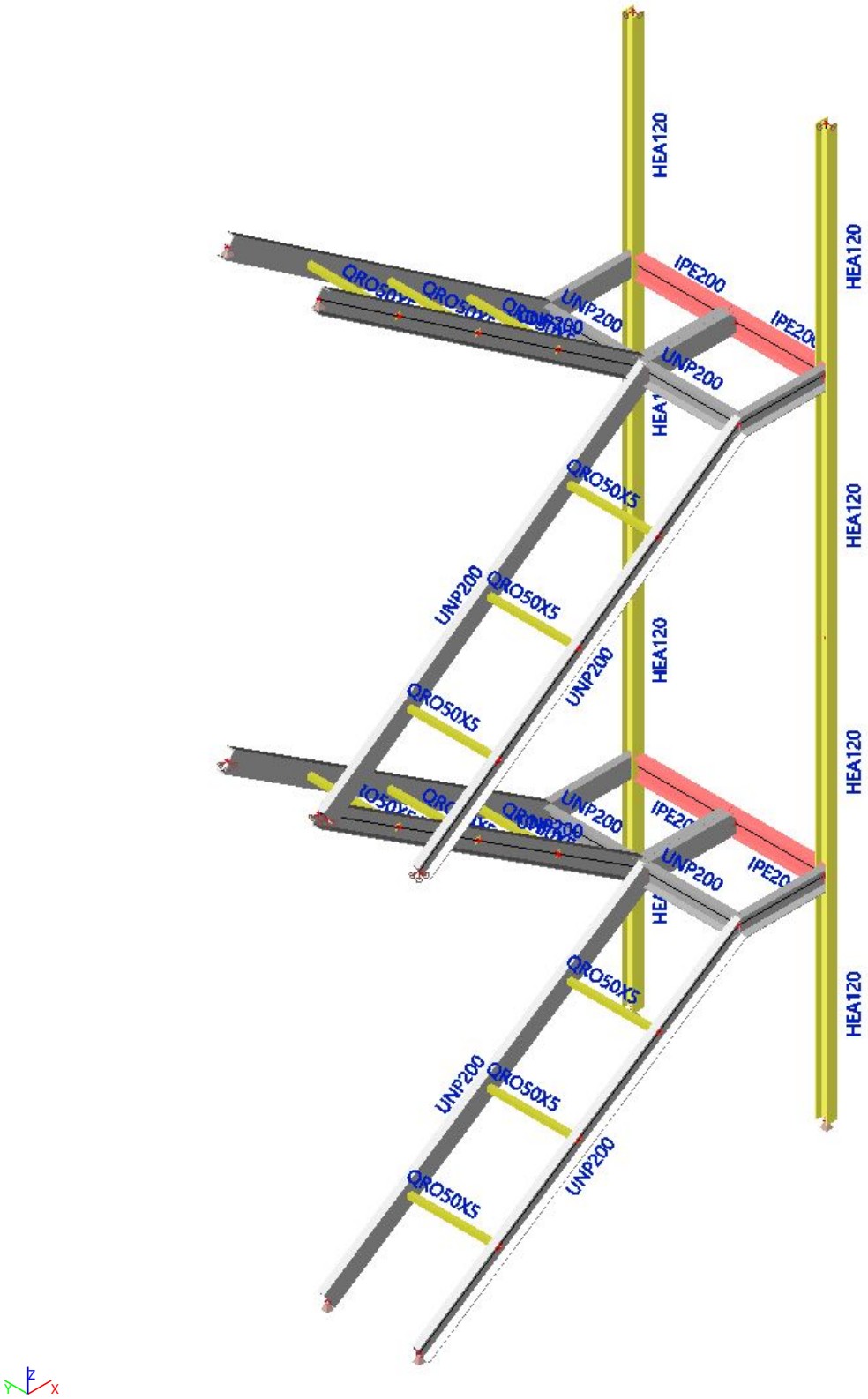
HEA120
HEA120
HEA120
HEA120
HEA120
IPE200
IPE200
UNP200
UNP200
UNP200
UNP200
UNP200
UNP200
QRO50X5
QRO50X5
QRO50X5
QRO50X5
QRO50X5
QRO50X5
Z
X

Section - B

B

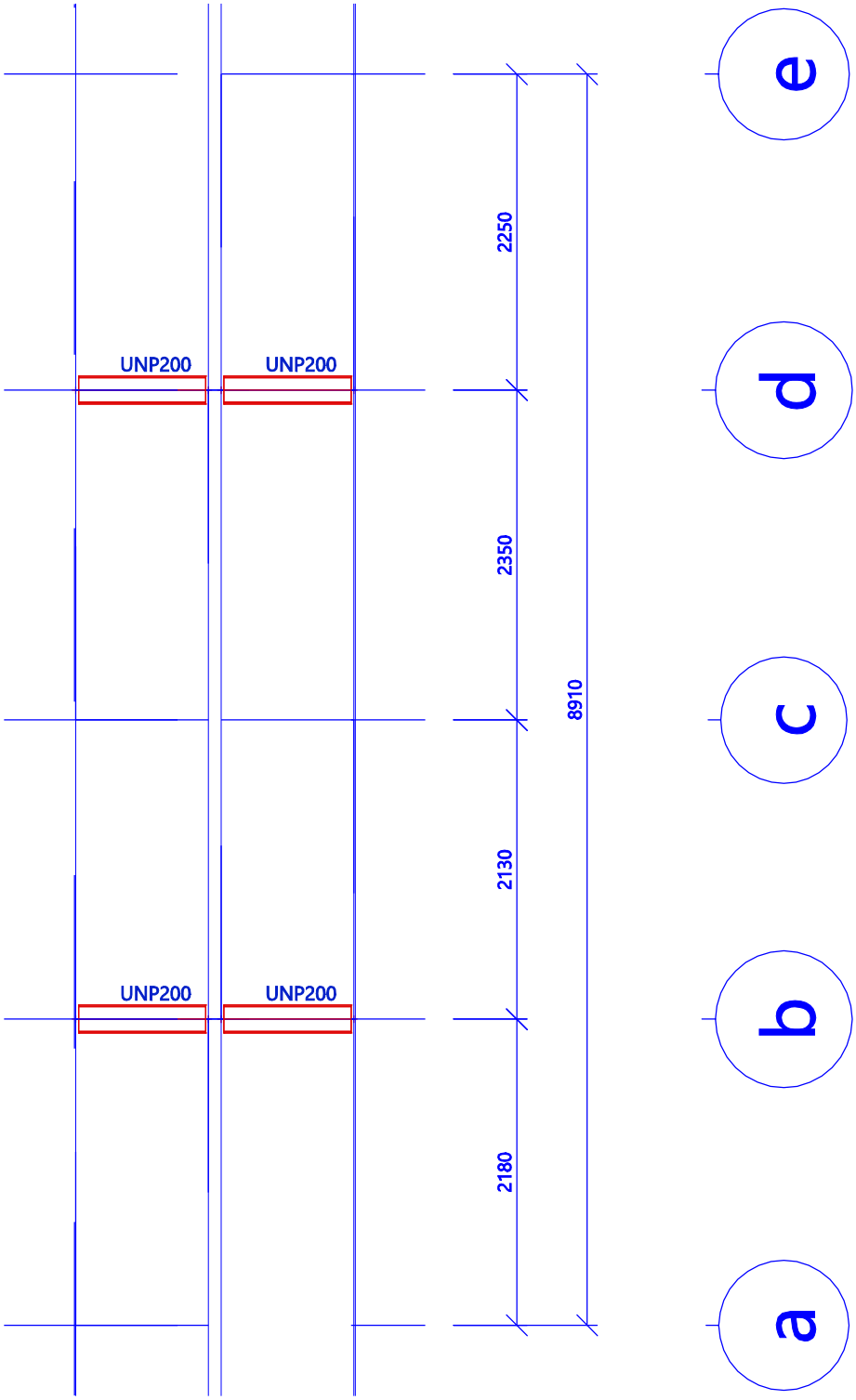

676/700

10 945 90 945 10

Section - C

C

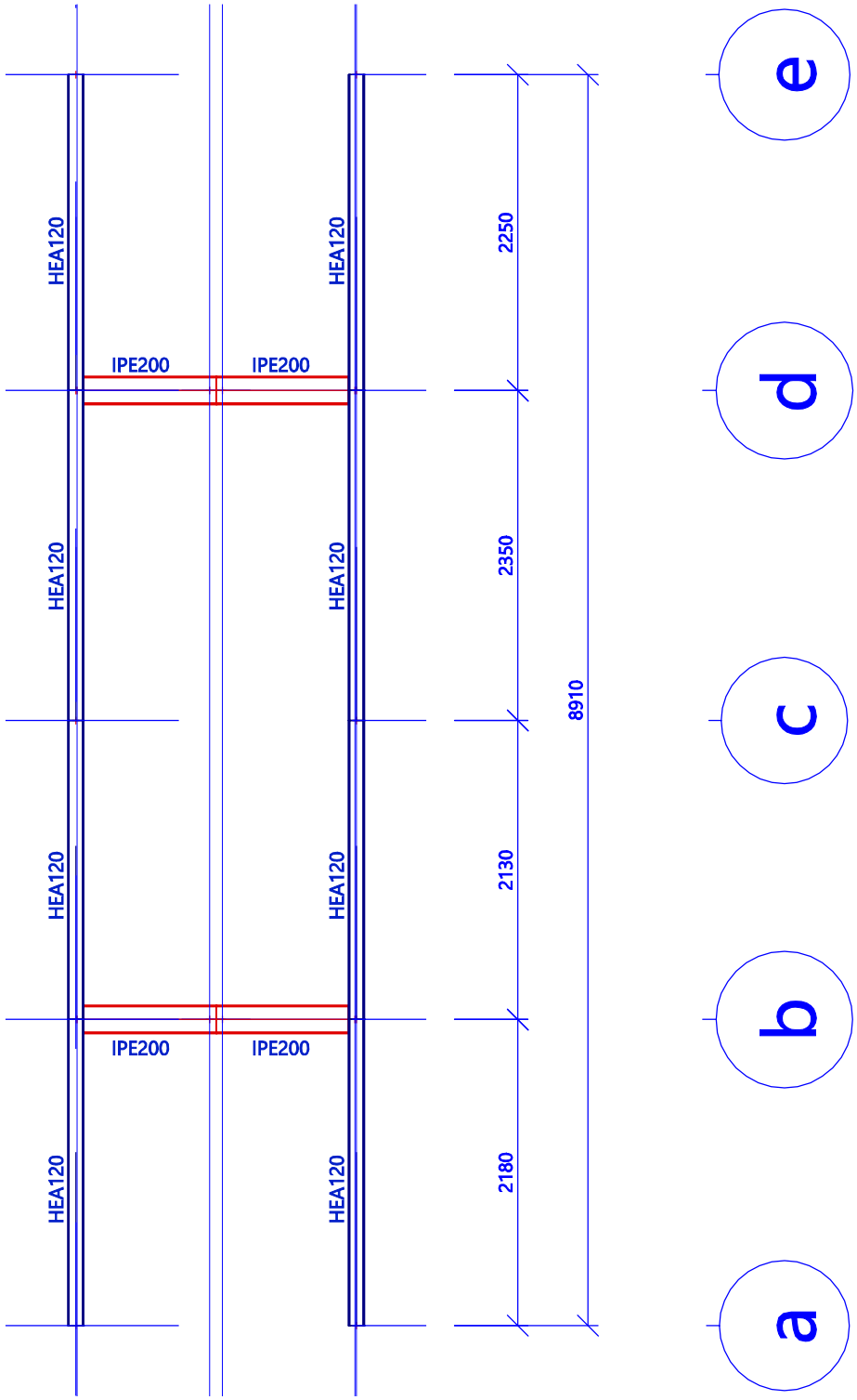
HEA120
HEA120
HEA120
HEA120
IPE200
IPE200
IPE200
IPE200
HEA120
HEA120
HEA120
HEA120
2180
2130
2350
2250
8910
a
b
c
d
e
10
945
90
945
10

Section - 2

2

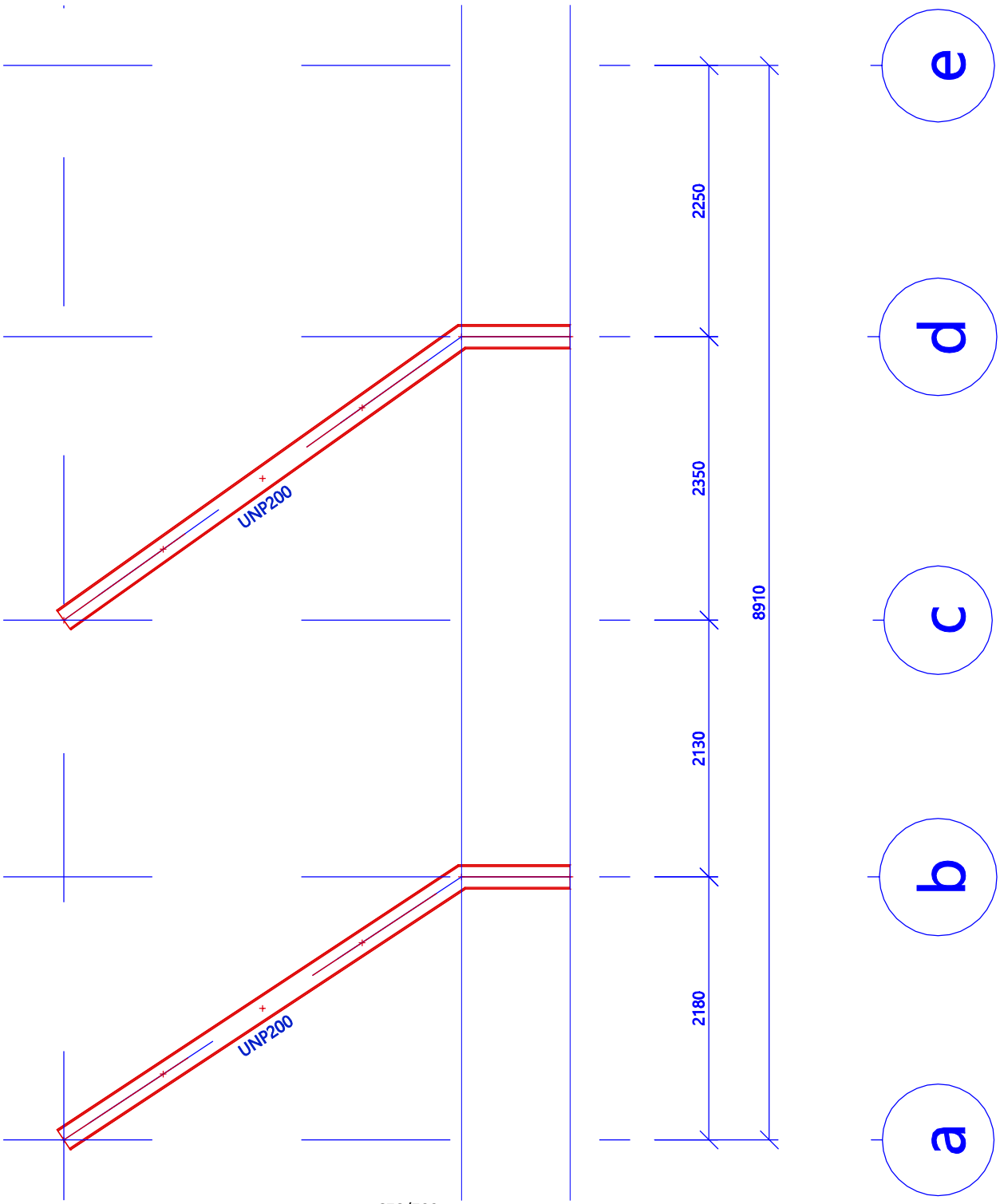
UNP200
UNP200
2250
2350
2130
2180
8910
e
d
c
b
a
678/700
3300
900

Section - 5

5

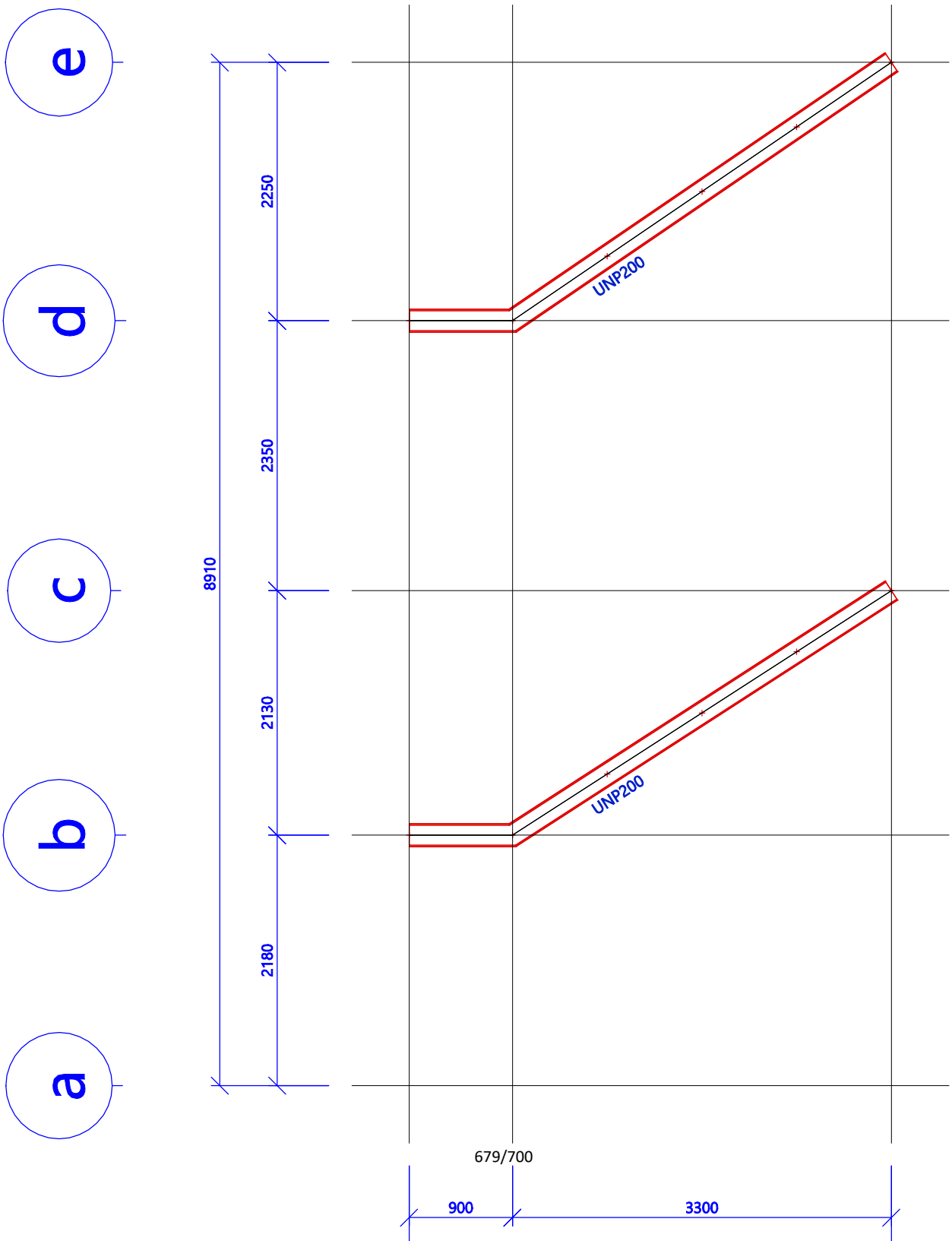
e
d
c
b
a
2250
2350
2130
2180
8910
UNP200
UNP200
679/700
900
3300

Section - b

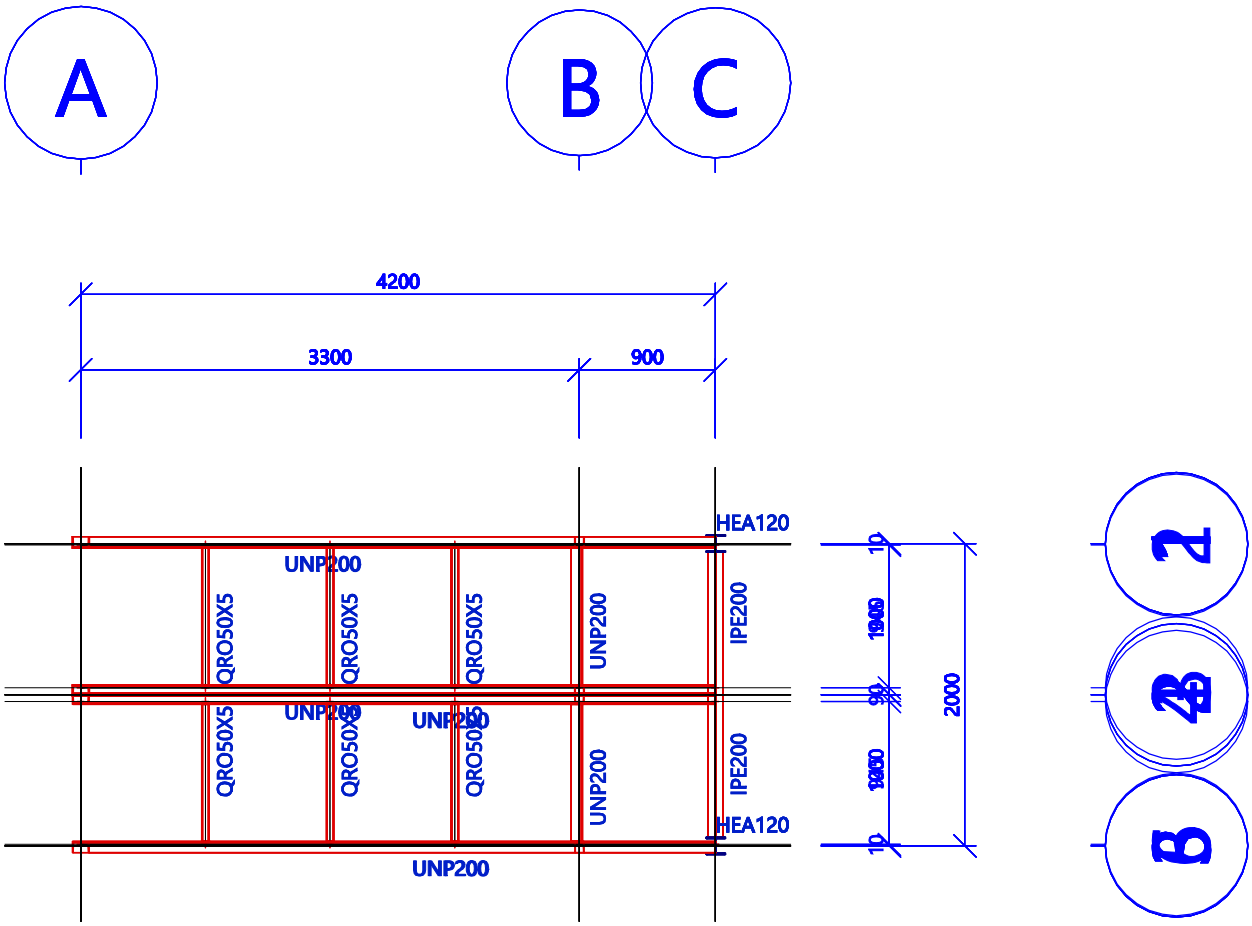

b

Section - d

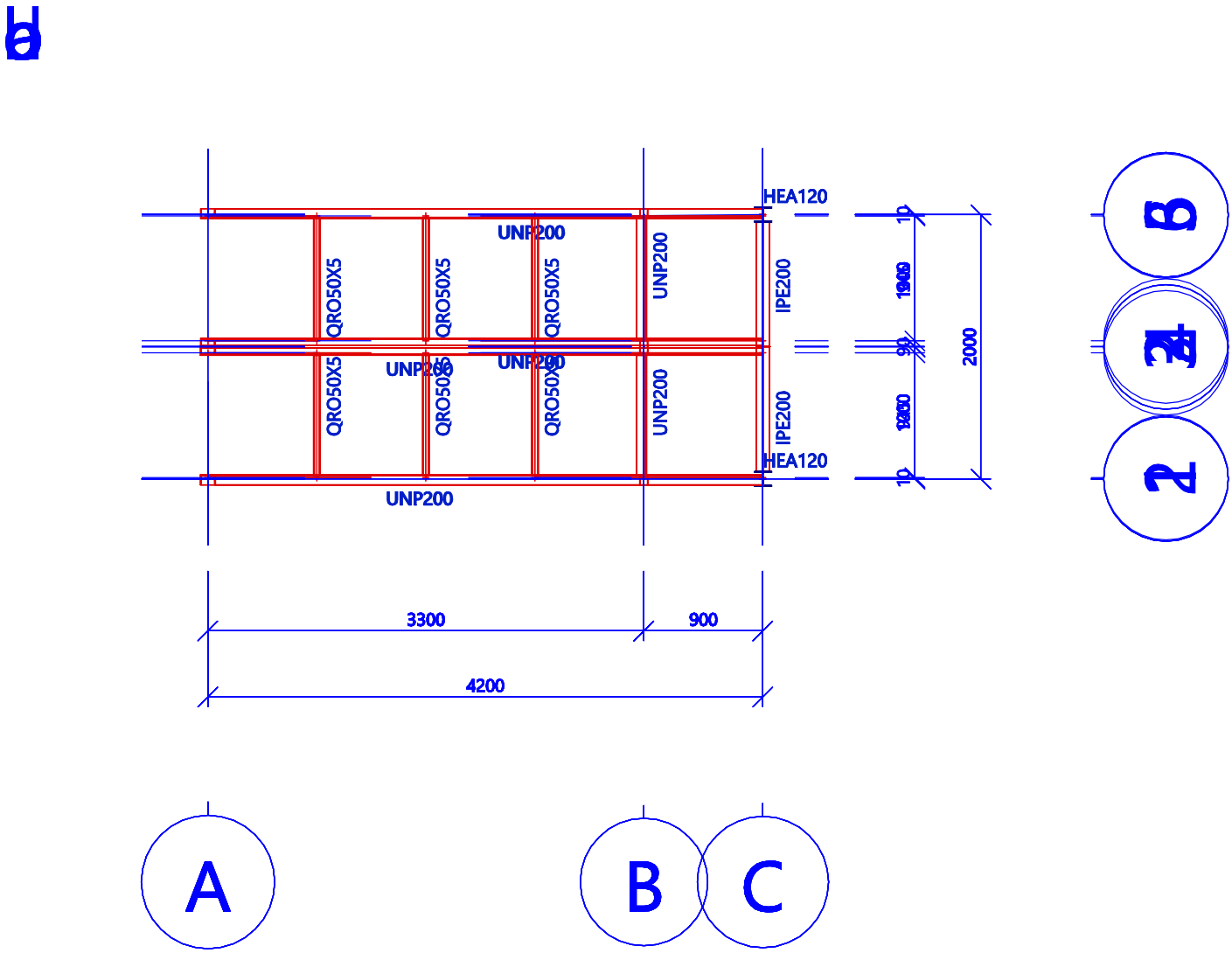

7. Obtežni primeri

7.1. Obtežni primeri - Lastna

Name	Description Spec	Action type Load type	Load group	Direction
Lastna		Permanent Self weight	Lastna in stalna	-Z

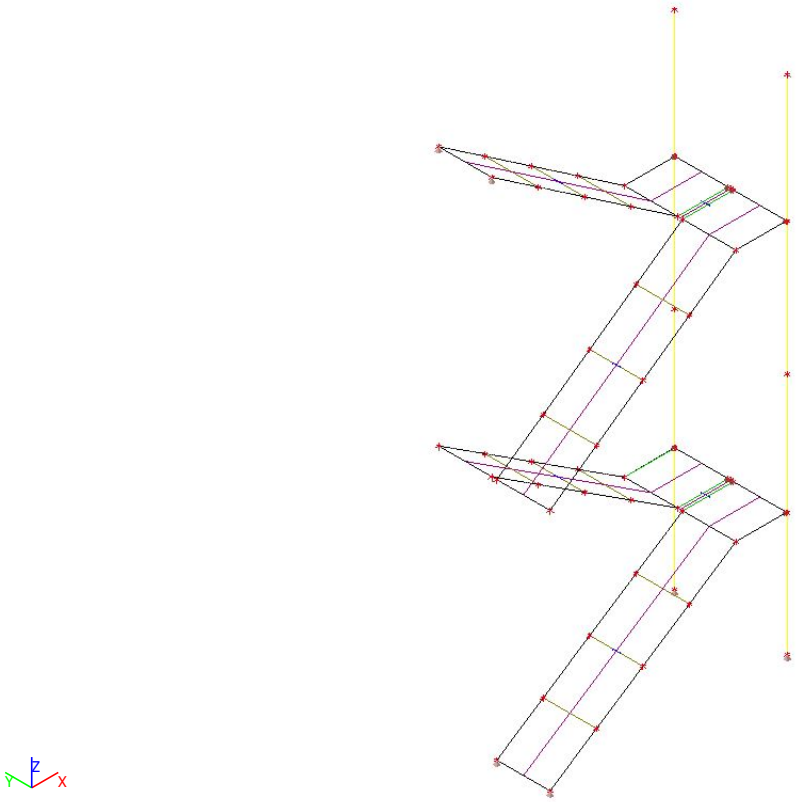

7.2. Obtežni primeri - Stalna

Name	Description	Action type	Load group
	Spec	Load type	
Stalna		Permanent	Lastna in stalna
		Standard	

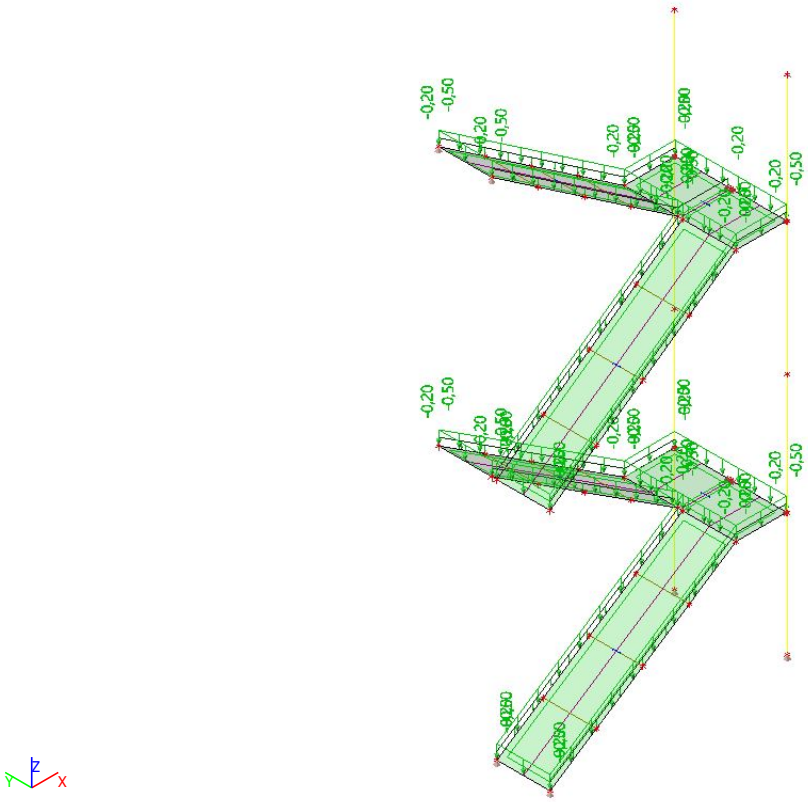

7.3. Obtežni primeri - Koristna 1

Name	Description	Action type	Load group	Duration	Master load case
	Spec	Load type			
Koristna 1		Variable	Koristna	Medium	None
	Standard	Static			

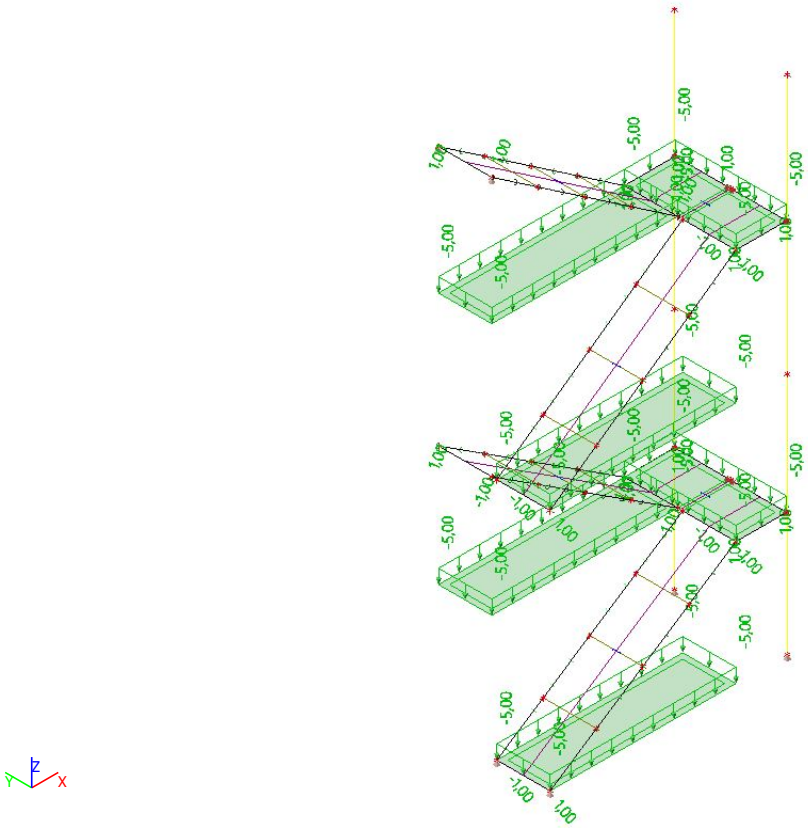

7.4. Obtežni primeri - Potres x

Name	Description	Action type	Load group	Master load case
	Spec	Load type		
Potres x		Variable	Potres	None
	Seismicity	Dynamic		

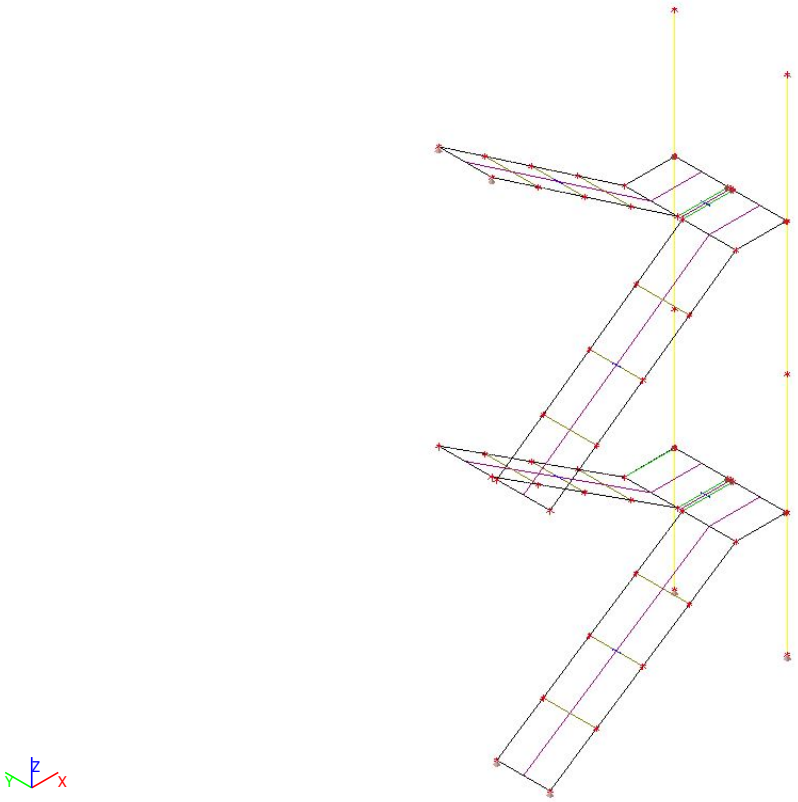

7.5. Obtežni primeri - Potres x_AE

Name	Description	Action type	Load group	Duration	Master load case
	Spec	Load type			
Potres x_AE	Accidental eccentricity for Potrs x	Variable	Potrs x_AE	Short	Potres x
	Seismic accidental eccentricity	Static			

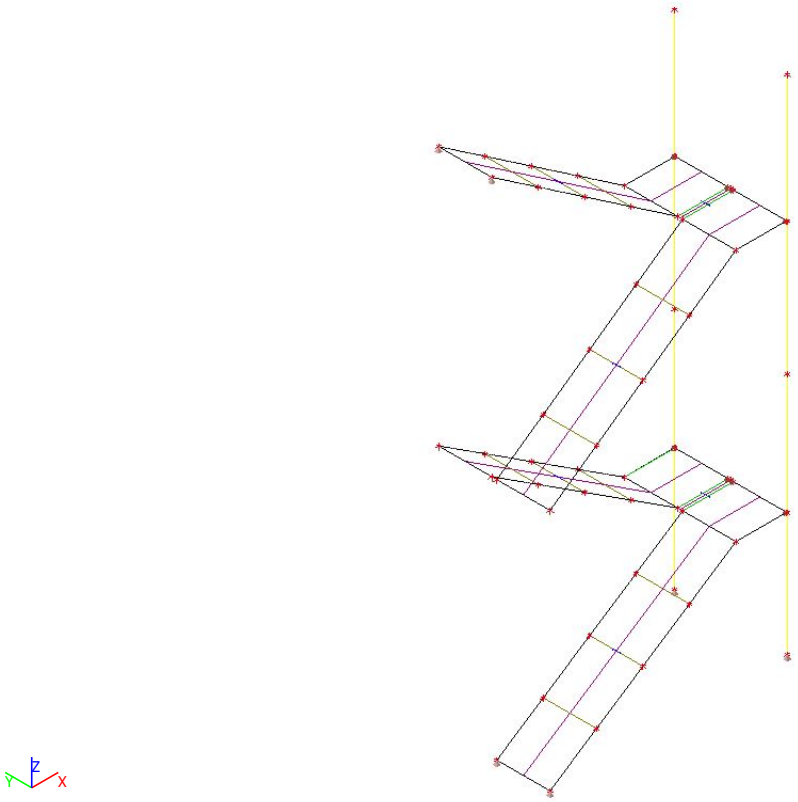

7.6. Obtežni primeri - Potres y

Name	Description	Action type	Load group	Master load case
	Spec	Load type		
Potres y		Variable	Potres	None
	Seismicity	Dynamic		

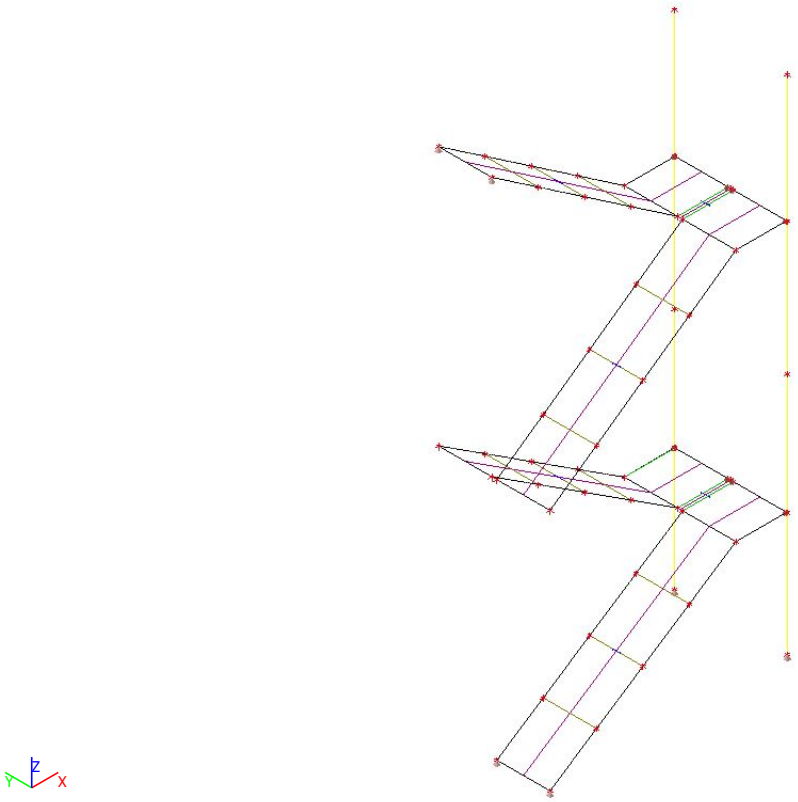

7.7. Obtežni primeri - Potres y_AE

Name	Description	Action type	Load group	Duration	Master load case
	Spec	Load type			
Potres y_AE	Accidental eccentricity for Potrs y	Variable	Potrs y_AE	Short	Potres y
	Seismic accidental eccentricity	Static			

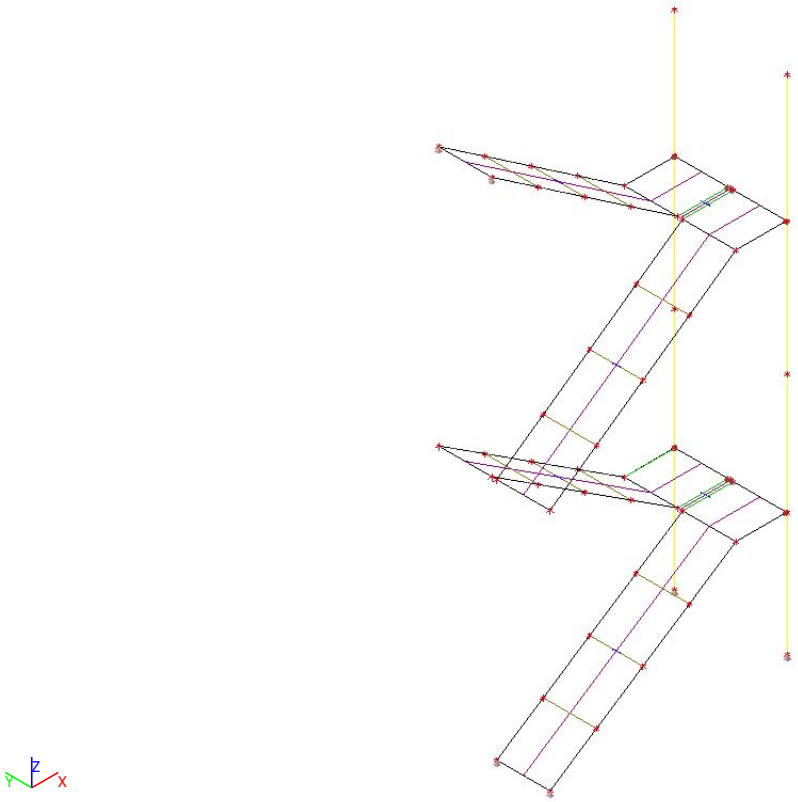

8. Obtežne kombinacije z NSK in pomiki

8.1. Obtežne kombinacije z NSK in pomiki - All ULS

Name	List
All ULS	ULS-Set B (auto) - EN-ULS (STR/GEO) Set B
	ULS-Seis (auto) - EN-Seismic
	Potrs x - Envelope - ultimate
	Potrs y - Envelope - ultimate

8.1.1. 1D internal forces

Linear calculation
Class: All ULS
Coordinate system: Principal
Extreme 1D: Global
Selection: All

Name	dx [m]	Case	N [kN]	V_y [kN]	V_z [kN]	M_x [kNm]	M_y [kNm]	M_z [kNm]
B7	0,000	ULS-Set B (auto)/1	**-43,01**	0,25	0,71	0,00	0,00	0,00
B65	4,894	ULS-Set B (auto)/1	**9,21**	0,24	-0,38	-0,02	0,00	0,00
B15	0,955+	ULS-Set B (auto)/1	-0,11	**-3,51**	1,95	0,00	2,96	-1,03
B5	0,955+	ULS-Set B (auto)/1	0,26	**6,04**	-0,53	0,00	-4,73	0,08
B5	0,000	ULS-Set B (auto)/1	-0,35	0,57	**-19,19**	0,00	2,32	0,00
B15	0,000	ULS-Set B (auto)/1	-0,59	0,74	**21,48**	0,00	-0,26	0,00
B65	3,896+	ULS-Set B (auto)/1	7,05	0,24	2,80	**-1,37**	-1,21	-0,24

Name	dx [m]	Case	N [kN]	V_y [kN]	V_z [kN]	M_x [kNm]	M_y [kNm]	M_z [kNm]
B43	1,013-	ULS-Set B (auto)/2	-4,77	-0,27	-5,03	**1,30**	-6,59	-0,28
B47	2,453-	ULS-Set B (auto)/1	0,51	-0,26	0,04	0,10	**-20,57**	0,06
B46	2,431-	ULS-Set B (auto)/1	-4,30	0,32	-0,05	0,16	**9,27**	0,04
B59	0,945	ULS-Set B (auto)/1	0,01	-0,68	0,40	0,03	-1,50	**-1,54**
B64	0,945	ULS-Seis (auto)/3	0,00	2,39	-0,55	-0,05	-0,21	**1,15**

Name	Combination key
ULS-Set B (auto)/1	1.35*Lastna + 1.35*Stalna + 1.50*Koristna 1
ULS-Set B (auto)/2	Lastna + Stalna + 1.50*Koristna 1
ULS-Seis (auto)/3	Lastna + Stalna + 0.30*Koristna 1 - 0.30*Potres x - 0.30*Potres x_AE + Potres y + Potres y_AE

Values: **N**
Linear calculation
Class: All ULS
Coordinate system: Principal
Extreme 1D: Global
Selection: All

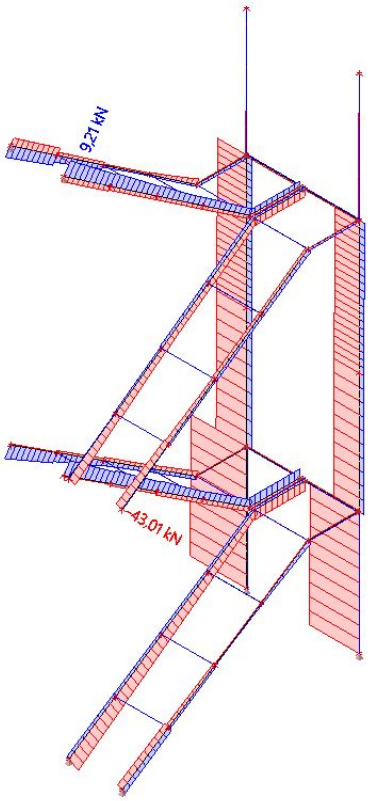

Values: V_z
Linear calculation
Class: All ULS
Coordinate system: Principal
Extreme 1D: Global
Selection: All

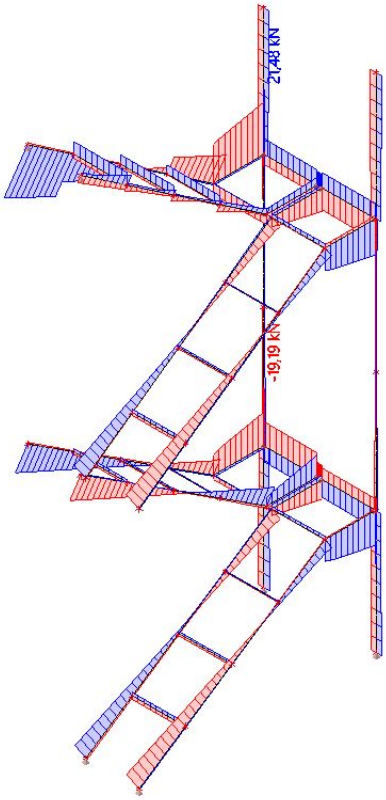

Values: M_y
Linear calculation
Class: All ULS
Coordinate system: Principal
Extreme 1D: Global
Selection: All

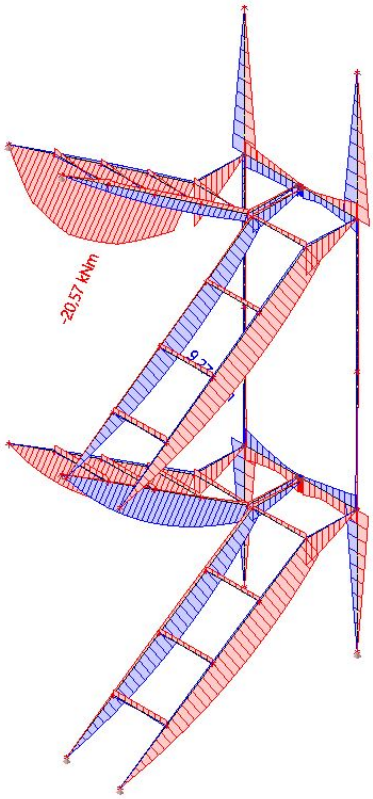

Values: u_x
Linear calculation
Class: All ULS
Coordinate system: Global
Extreme 1D: Global
Selection: All

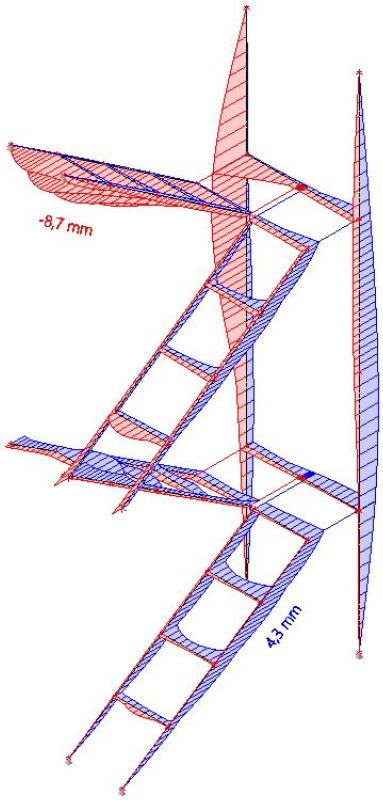

Values: u_y
Linear calculation
Class: All ULS
Coordinate system: Global
Extreme 1D: Global
Selection: All

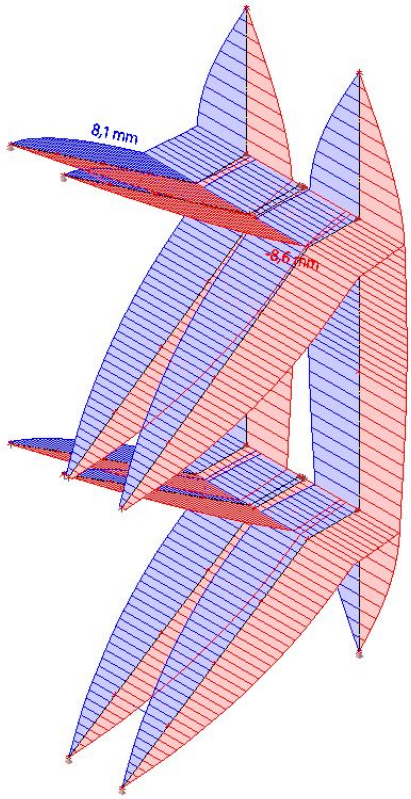

Values: u_z
Linear calculation
Class: All ULS
Coordinate system: Global
Extreme 1D: Global
Selection: All

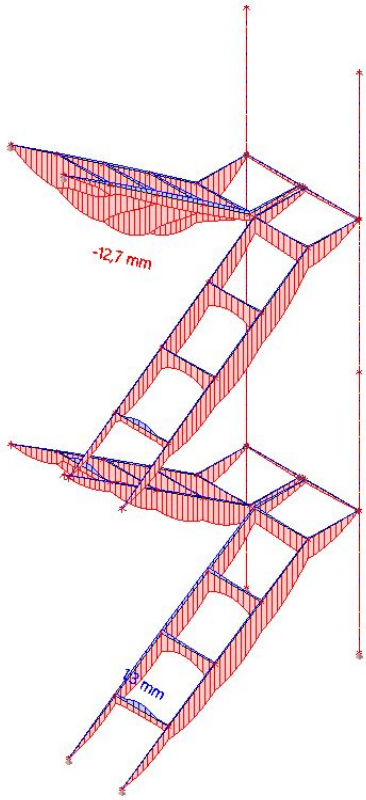

8.2. Obtežne kombinacije z NSK in pomiki - All SLS

Name	List
All SLS	SLS-Char (auto) - EN-SLS Characteristic

8.2.1. 1D internal forces

Linear calculation
Class: All SLS
Coordinate system: Principal
Extreme 1D: Global
Selection: All

Name	dx [m]	Case	N [kN]	V_y [kN]	V_z [kN]	M_x [kNm]	M_y [kNm]	M_z [kNm]
B7	0,000	SLS-Char (auto)/1	**-29,45**	0,17	0,48	0,00	0,00	0,00
B65	4,894	SLS-Char (auto)/1	**6,42**	0,16	-0,38	-0,02	0,00	0,00
B15	0,955+	SLS-Char (auto)/1	-0,08	**-2,48**	1,29	0,00	2,05	-0,67
B5	0,955+	SLS-Char (auto)/1	0,18	**4,16**	-0,36	0,00	-3,23	0,05
B5	0,000	SLS-Char (auto)/1	-0,24	0,39	**-13,10**	0,00	1,59	0,00
B15	0,000	SLS-Char (auto)/1	-0,40	0,50	**14,61**	0,00	-0,19	0,00
B65	3,896+	SLS-Char (auto)/1	4,94	0,16	1,79	**-0,92**	-0,70	-0,16
B43	1,013-	SLS-Char (auto)/1	-3,63	-0,20	-3,67	**0,85**	-4,80	-0,21
B47	2,453-	SLS-Char (auto)/1	0,33	-0,17	0,03	0,07	**-13,91**	0,04
B46	2,431-	SLS-Char	-2,99	0,22	-0,04	0,10	**6,33**	0,02

Name	dx [m]	Case	N [kN]	V_y [kN]	V_z [kN]	M_x [kNm]	M_y [kNm]	M_z [kNm]
		(auto)/1						
B59	0,945	SLS-Char (auto)/1	0,01	-0,47	0,28	0,02	-1,00	**-1,03**
B64	0,945	SLS-Char (auto)/1	0,00	1,36	2,72	-0,21	1,37	**0,69**

Name	Combination key
SLS-Char (auto)/1	Lastna + Stalna + Koristna 1

Values: **N**
Linear calculation
Class: All SLS
Coordinate system: Principal
Extreme 1D: Global
Selection: All

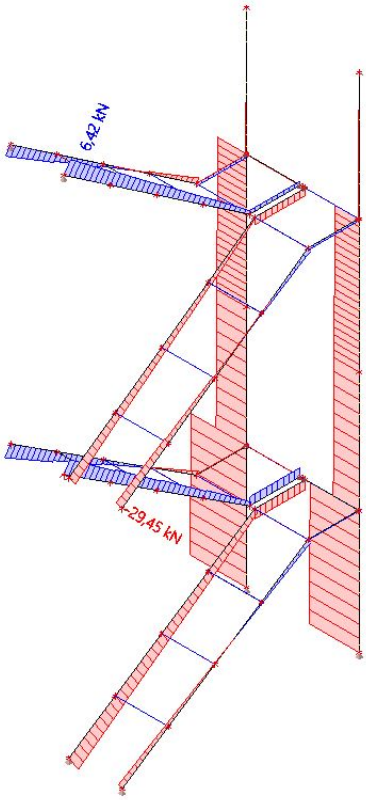

Values: V_z
Linear calculation
Class: All SLS
Coordinate system: Principal
Extreme 1D: Global
Selection: All

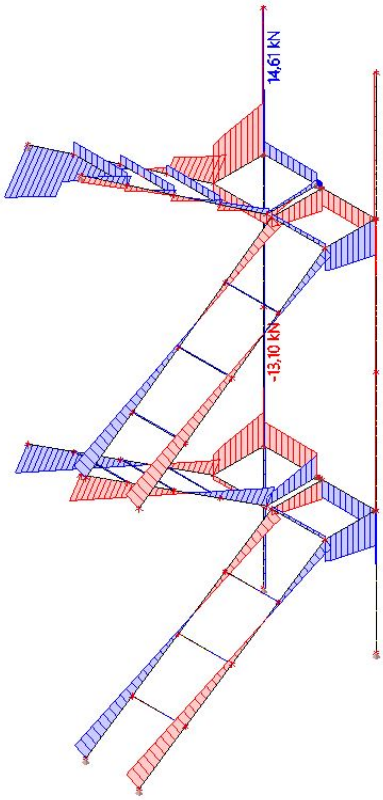

Values: M_y
Linear calculation
Class: All SLS
Coordinate system: Principal
Extreme 1D: Global
Selection: All

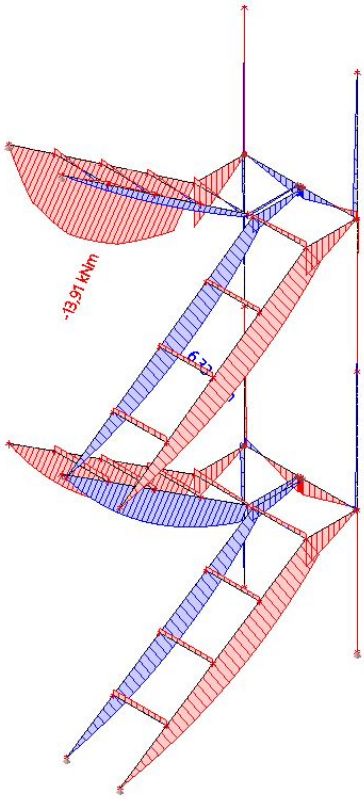

Values: u_x
Linear calculation
Class: All SLS
Coordinate system: Global
Extreme 1D: Global
Selection: All

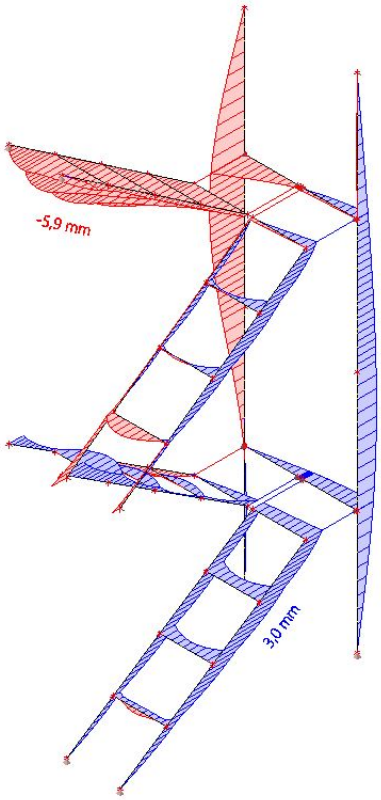

Values: u_y
Linear calculation
Class: All SLS
Coordinate system: Global
Extreme 1D: Global
Selection: All

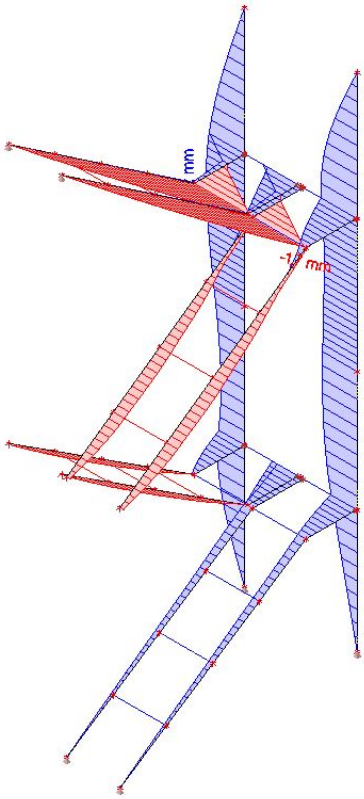

Values: u_z
Linear calculation
Class: All SLS
Coordinate system: Global
Extreme 1D: Global
Selection: All

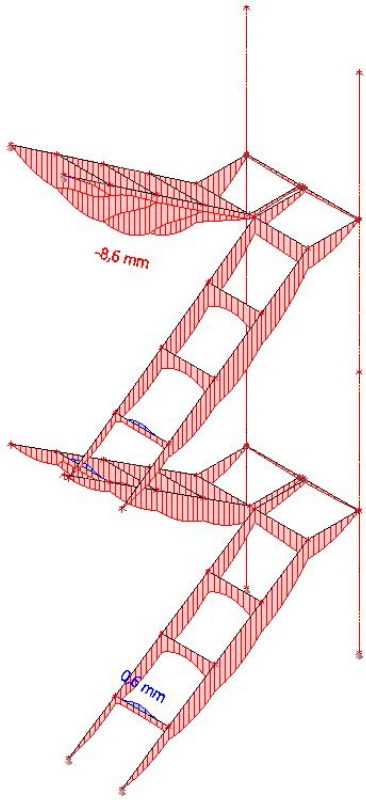

9. Dimenzioniranje Jekla

9.1. EC-EN 1993 Steel check ULS

Values: **$UC_{Overall}$**
Linear calculation
Class: All ULS
Coordinate system: Principal
Extreme 1D: Cross-section
Selection: All

EN 1993-1-1 Code Check
National annex: Slovenian SIST-EN NA

Member B7	**0,000 / 2,180 m**	**HEA120**	**Rolled**	**S 235**	**All ULS**	**0,94 -**

Combination key
All ULS / 1.35*Lastna + 1.35*Stalna + 1.50*Koristna 1

Partial safety factors		
Resistance of cross-sections	γ_{M0}	1,00
Resistance to instability	γ_{M1}	1,00
Resistance of net sections	γ_{M2}	1,25

Material			
Yield strength	f_y	235,0	MPa
Ultimate strength	f_u	360,0	MPa

Section checks
Section is classified as Class 1

Section checks	Design force	Value	Unit	Resistance	Value	Unit	Unity check [-]
Compression	N_{Ed}	-43,01	kN	$N_{c,Rd}$	594,55	kN	0,07
Shear V_y	$V_{y,Ed}$	0,25	kN	$V_{pl,y,Rd}$	272,03	kN	0,00
Shear V_z	$V_{z,Ed}$	0,71	kN	$V_{pl,z,Rd}$	114,24	kN	0,01

Combined section checks

Combined section checks	Unity check [-]

Stability checks
Decisive position for stability classification: 0,000 m
Section is classified as Class 1
Buckling group : Default

Buckling axis	k	L [m]	N_{cr} [kN]	M_{cr} [kNm]	λ_{rel}	χ
y-y	2,14	4,659	578,59		1,01	0,59
z-z	1,00	8,910	60,31		3,14	0,09
LTB	1,00	8,910		20,69	1,17	1,00

Stability checks	Design force	Value	Unit	Resistance	Value	Unit	Unity check [-]
Flexural buckling	N_{Ed}	-43,01	kN	$N_{b,Rd}$	51,99	kN	0,83

Combined stability checks

Interaction factors	k_{yy}	k_{yz}	k_{zy}	k_{zz}
Value	1,54	3,58	0,48	1,34

Maximum moment $M_{y,Ed}$ is derived from beam B7 position 2,180 m.
Maximum moment $M_{z,Ed}$ is derived from beam B21 position 0,000 m.

Combined stability checks	$M_{y,Ed}$ [kNm]	$M_{z,Ed}$ [kNm]	Unity check [-]
Bending and Axial Compression	1,54	-0,92	0,94

EN 1993-1-1 Code Check
National annex: Slovenian SIST-EN NA

Member B16	**0,045 / 1,000 m**	**IPE200**	**Rolled**	**S 235**	**All ULS**	**0,16 -**

Combination key
All ULS / 1.35*Lastna + 1.35*Stalna + 1.50*Koristna 1

Partial safety factors		
Resistance of cross-sections	γ_{M0}	1,00
Resistance to instability	γ_{M1}	1,00
Resistance of net sections	γ_{M2}	1,25

Material			
Yield strength	f_y	235,0	MPa
Ultimate strength	f_u	360,0	MPa

Section checks
Section is classified as Class 1

Section checks	Design force	Value	Unit	Resistance	Value	Unit	Unity check [-]
Compression	N_{Ed}	-0,11	kN	$N_{c,Rd}$	669,75	kN	0,00
Shear V_y	$V_{y,Ed}$	-3,51	kN	$V_{pl,y,Rd}$	244,02	kN	0,01
Shear V_z	$V_{z,Ed}$	1,92	kN	$V_{pl,z,Rd}$	190,17	kN	0,01
Bending M_y	$M_{y,Ed}$	3,13	kNm	$M_{pl,y,Rd}$	51,84	kNm	0,06
Bending M_z	$M_{z,Ed}$	-1,35	kNm	$M_{pl,z,Rd}$	10,48	kNm	0,13
Torsion	τ_{Ed}	0,5	MPa	τ_{Rd}	135,7	MPa	0,00

Combined section checks

Combined section checks	Unity check [-]
Bending, Axial force and Shear	0,13

Stability checks
Decisive position for stability classification: 0,045 m
Section is classified as Class 1
Buckling group : Default

Buckling axis	k	L [m]	N_{cr} [kN]	M_{cr} [kNm]	λ_{rel}	χ
y-y	1,43	2,853	4946,84		0,37	1,00
z-z	0,95	0,086	400529,47		0,04	1,00
LTB	1,00	0,090		35801,15	0,04	1,00

Combined stability checks

Interaction factors	k_{yy}	k_{yz}	k_{zy}	k_{zz}
Value	1,00	0,66	0,52	0,95

Maximum moment $M_{y,Ed}$ is derived from beam B15 position 0,955 m.
Maximum moment $M_{z,Ed}$ is derived from beam B16 position 0,045 m.

Combined stability checks	$M_{y,Ed}$ [kNm]	$M_{z,Ed}$ [kNm]	Unity check [-]
Bending and Axial Compression	3,33	-1,35	0,16

EN 1993-1-1 Code Check
National annex: Slovenian SIST-EN NA

Member B58	**0,000 / 0,945 m**	**QRO50X5**	**Rolled**	**S 235**	**All ULS**	**0,75 -**

Combination key
All ULS / 1.35*Lastna + 1.35*Stalna + 1.50*Koristna 1

Partial safety factors		
Resistance of cross-sections	γ_{M0}	1,00
Resistance to instability	γ_{M1}	1,00
Resistance of net sections	γ_{M2}	1,25

Material			
Yield strength	f_y	235,0	MPa
Ultimate strength	f_u	360,0	MPa

Section checks
Section is classified as Class 1

Section checks	Design force	Value	Unit	Resistance	Value	Unit	Unity check [-]
Compression	N_{Ed}	-0,01	kN	$N_{c,Rd}$	206,56	kN	0,00
Shear V_y	$V_{y,Ed}$	-0,70	kN	$V_{pl,y,Rd}$	59,63	kN	0,01
Shear V_z	$V_{z,Ed}$	0,46	kN	$V_{pl,z,Rd}$	59,63	kN	0,01
Bending M_y	$M_{y,Ed}$	-1,91	kNm	$M_{pl,y,Rd}$	3,45	kNm	0,55
Bending M_z	$M_{z,Ed}$	-0,77	kNm	$M_{pl,z,Rd}$	3,45	kNm	0,22
Torsion	T_{Ed}	1,3	MPa	T_{Rd}	135,7	MPa	0,01

Combined section checks

Combined section checks	Unity check [-]
Bending, Axial force and Shear	0,46

Stability checks
Decisive position for stability classification: 0,000 m
Section is classified as Class 1
Buckling group : Default

Buckling axis	k	L [m]	N_{cr} [kN]	M_{cr} [kNm]	λ_{rel}	χ
y-y	1,61	1,524	263,23		0,89	1,00
z-z	0,65	0,612	1631,20		0,36	1,00
LTB	1,00	0,945		179,13	0,14	1,00

Combined stability checks

Interaction factors	k_{yy}	k_{yz}	k_{zy}	k_{zz}
Value	0,96	0,54	0,57	0,90

Maximum moment $M_{y,Ed}$ is derived from beam B58 position 0,000 m.
Maximum moment $M_{z,Ed}$ is derived from beam B58 position 0,945 m.

Combined stability checks	$M_{y,Ed}$ [kNm]	$M_{z,Ed}$ [kNm]	Unity check [-]
Bending and Axial Compression	-1,91	-1,43	0,75

EN 1993-1-1 Code Check
National annex: Slovenian SIST-EN NA

Member B65	**3,896 / 4,894 m**	**UNP200**	**Rolled**	**S 235**	**All ULS**	**0,99 -**

Combination key
All ULS / 1.35*Lastna + 1.35*Stalna + 1.50*Koristna 1

Partial safety factors		
Resistance of cross-sections	γ_{M0}	1,00
Resistance to instability	γ_{M1}	1,00
Resistance of net sections	γ_{M2}	1,25

Material			
Yield strength	f_y	235,0	MPa
Ultimate strength	f_u	360,0	MPa

Section checks

Section is classified as Class 1

Section checks	Design force	Value	Unit	Resistance	Value	Unit	Unity check [-]
Tension	N_{Ed}	7,05	kN	$N_{t,Rd}$	756,70	kN	0,01
Shear V_y	$V_{y,Ed}$	0,24	kN	$V_{pl,y,Rd}$	234,04	kN	0,00
Shear V_z	$V_{z,Ed}$	2,80	kN	$V_{pl,z,Rd}$	234,04	kN	0,01
Bending M_y	$M_{y,Ed}$	-1,21	kNm	$M_{pl,y,Rd}$	53,58	kNm	0,02
Bending M_z	$M_{z,Ed}$	-0,24	kNm	$M_{pl,z,Rd}$	12,17	kNm	0,02
Torsion	τ_{Ed}	133,9	MPa	τ_{Rd}	135,7	MPa	0,99

Combined section checks

Combined section checks	Unity check [-]
Bending, Axial force and Shear	0,05
Shear V_y and Torsion	0,00
Shear V_z and Torsion	0,03

9.2. NSK - Overall check

Values: **UC**$_{Overall}$
Linear calculation
Class: All ULS
Coordinate system: Principal
Extreme 1D: Cross-section
Selection: All

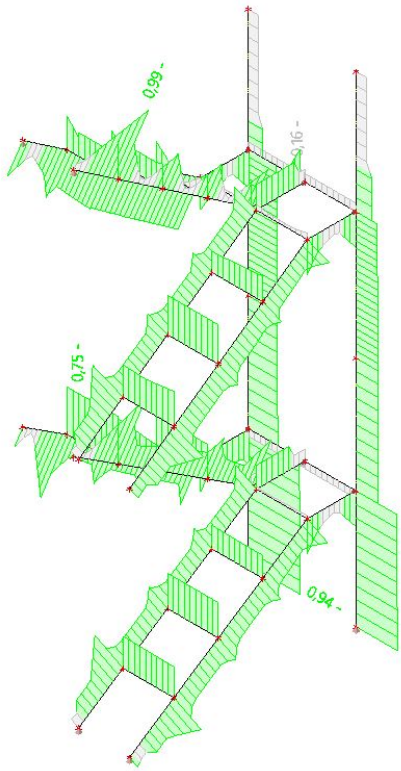

9.3. NSK - Section check

Values: **UC**Sec
Linear calculation
Class: All ULS
Coordinate system: Principal
Extreme 1D: Cross-section
Selection: All

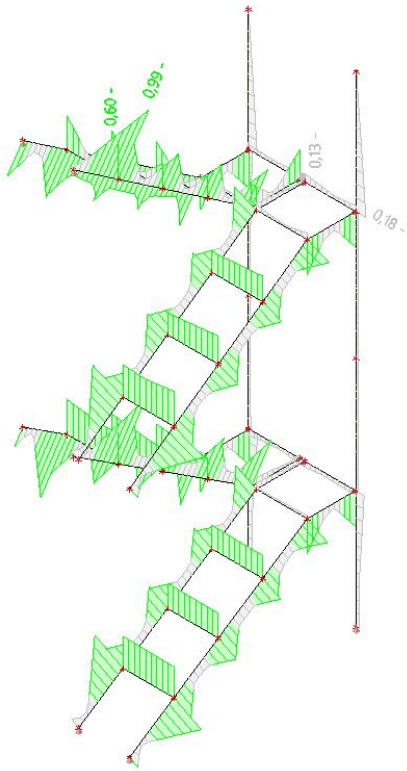

9.4. NSK - Stability check

Values: **UC**Stab
Linear calculation
Class: All ULS
Coordinate system: Principal
Extreme 1D: Cross-section
Selection: All

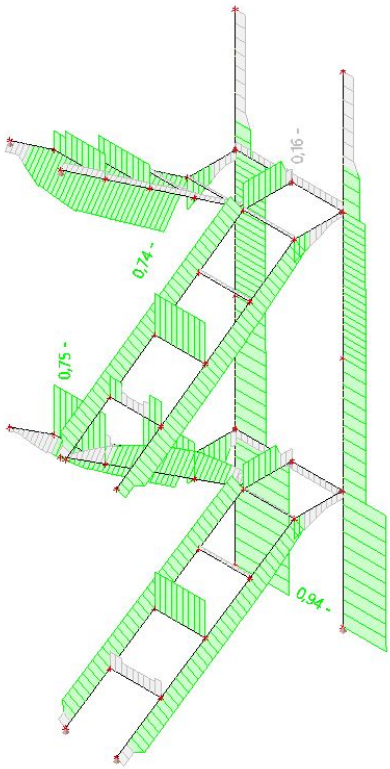

POZ.: TPZD - Temeljne plošče zunanjega dvigala dpl=30cm;
-armatura zgoraj in spodaj
-C30/37, XC2 ;
-as=5cm, az=3cm;

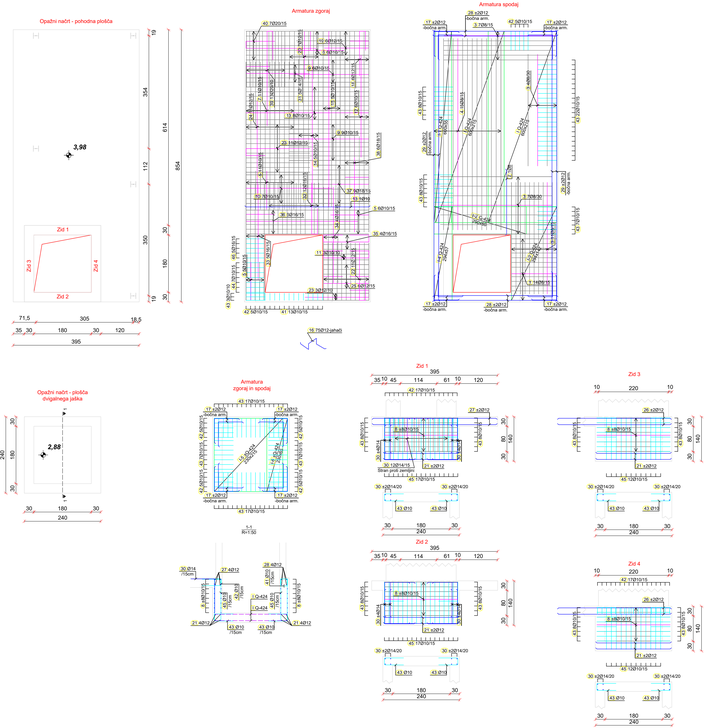

POZ.: DPT - Dilatirana plavajoča plošča dpl=70cm;
-armatura zgoraj in spodaj
-C30/37, XC2 ;
-as=5cm, az=3cm;

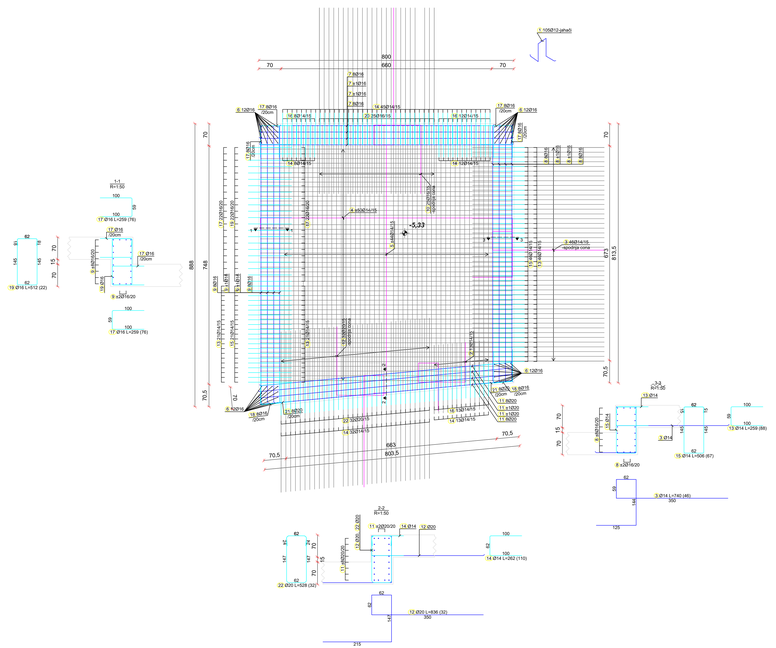

POZ.: PD - Temeljne plošče dvigalnih jaškov dpl=70cm;
-armatura zgoraj in spodaj
-C30/37, XC2 ;
-as=5cm, az=3cm;

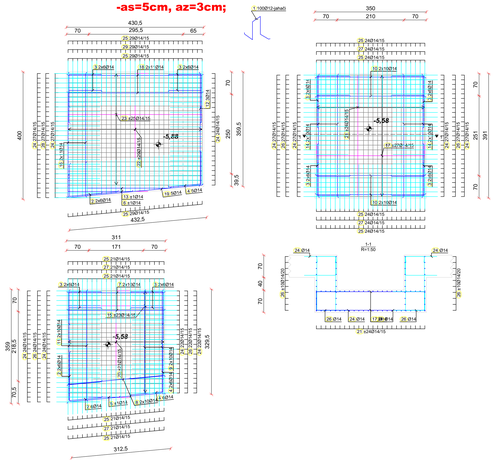

POZ.: POZ: PČ - Temeljne plošče črpalnih jaškov dpl=70cm 2kom;
-armatura zgoraj in spodaj
-C30/37, XC2 ;
-as=5cm, az=3cm;

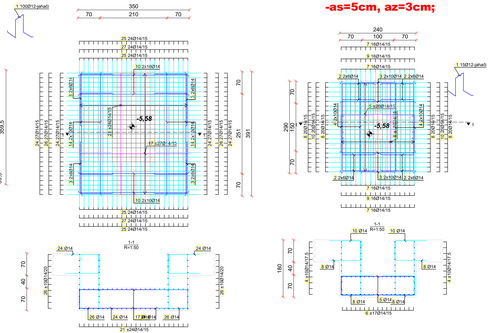

Pozicija: -TPZD - Temeljne plošče zunanjega dvigala
-PD - Temeljna plošča dvigalnih jaškov, dp=70cm, armatura spodaj in zgoraj
-DPT - Dilatirana plavajoča plošča, dp=70cm, armatura spodaj in zgoraj
-PČ - Temeljne plošče črpalnih jaškov, dp=70cm 2KOM, armatura spodaj in zgoraj

Beton: C30/37, XC2, dodatek Xypex

Armatura: B500B

Zaščitni sloj: Spodaj in na na strani 5cm, zgoraj 3cm

Opomba: -Dimenzije in pozicije prodorov strojnih inštalacij, preveriti v strojnih načrtih, ter ustrezno prilagoditi armaturo, oziroma narediti izsek na mrežah.
-Potrebno je ustrezno določiti višino jahačov na mestu samem.

SPREMEMBA	OPIS SPREMEMBE	DATUM

Marko Markoja	MARKO MARKOJA s.p. Projektiranje s tehnično svetovanje Prelemova 8, 3320 VELENJE	NAROČNIK / INVESTITOR: MESTNA OBČINA VELENJE Titov trg 1 3320 Velenje
OBJEKT / LOKACIJA / GRAĆNJA		NASLOV RISBE / VSEBINA: 2.0 NAČRT S PODROČJA GRADBENIŠTVA ARMATURNI NAČRTI TPZD, PD, DPT, PČ
TechHUB i4.0		

NAZIV	ME	ID ŠT.	PODPIS
VODJA PROJEKTA	Rok ZEVNIK, univ. dipl.inž.arh.	ZAPS A-1067	
PODSLAŠČENI INŽENIR	MARKO MARKOJA, univ. dipl.inž.grad.	IZS G - 3002	
SODELAVCI	Vid Markoja, mag.inž.grad.		

ŠT. PROJEKTA	ŠT. NAČRTA	VRSTA NAČRTA	DATUM	MERILO	ŠT. LISTA
34/2022	07/2024	PZD	APRIL 2024	1:50	A01

[m2]
x.x

POZ.: TP -temeljna plošča, dpl=70cm;
-armatura spodaj;
-C30/37, XC2 ;
-as=5cm, az=3cm;

[m2]
x.x

Pozicija: -PD - Temeljna plošča, dp=70cm, armatura zgoraj

Beton: C30/37, XC2, dodatek Xypex

Armatura: B500B

Zaščitni sloj: Spodaj in na na strani 5cm, zgoraj 3cm

Opomba:
-Dimenzije in pozicije prodorov strojnih inštalacij, preveriti v strojnih načrtih, ter ustrezno prilagoditi armaturo, oziroma narediti izsek na mrežah.
-Potrebno je ustrezno določiti višino jahačov na mestu samem.
-Pozicije 242, 243,245 in 247 se spajajo s sistemom GripTec

SPREMEMBA	OPIS SPREMEMBE	DATUM

Marko Markoja projektiranje in tehnično svetovanje, s.p.	MARKO MARKOJA s.p. Projektiranje in tehnično svetovanje Prešernova 8, 3320 VELENJE	NAROČNIK / INVESTITOR: MESTNA OBČINA VELENJE Titov trg 1 3320 Velenje			
OBJEKT / LOKACIJA / GRADNJA: TecHUB i4.0		NASLOV RISBE / VSEBINA: 2.0.NAČRT S PODROČJA GRADBENIŠTVA ARMATURNI NAČRTI TP Spodnja cona			
NAZIV	IME	ID. ŠT.	PODPIS		
VODJA PROJEKTA	Rok ŽEVART, univ.dipl.inž.arh.	ZAPS A-1367			
POOBLAŠČENI INŽENIR	MARKO MARKOJA, univ.dipl.inž.grad.	IZS G - 3082			
SODELAVCI	Vid Markota, mag.inž.grad				
ŠT. PROJEKTA	ŠT. NAČRTA	VRSTA NAČRTA	DATUM	MERILO	ŠT. LISTA
34/2022	07/2024	PZI	APRIL 2024	1:50	A02

POZ.: TP -temeljna plošča, dpl=70cm;
-armatura spodaj;
-C30/37, XC2 ;
-as=5cm, az=3cm;

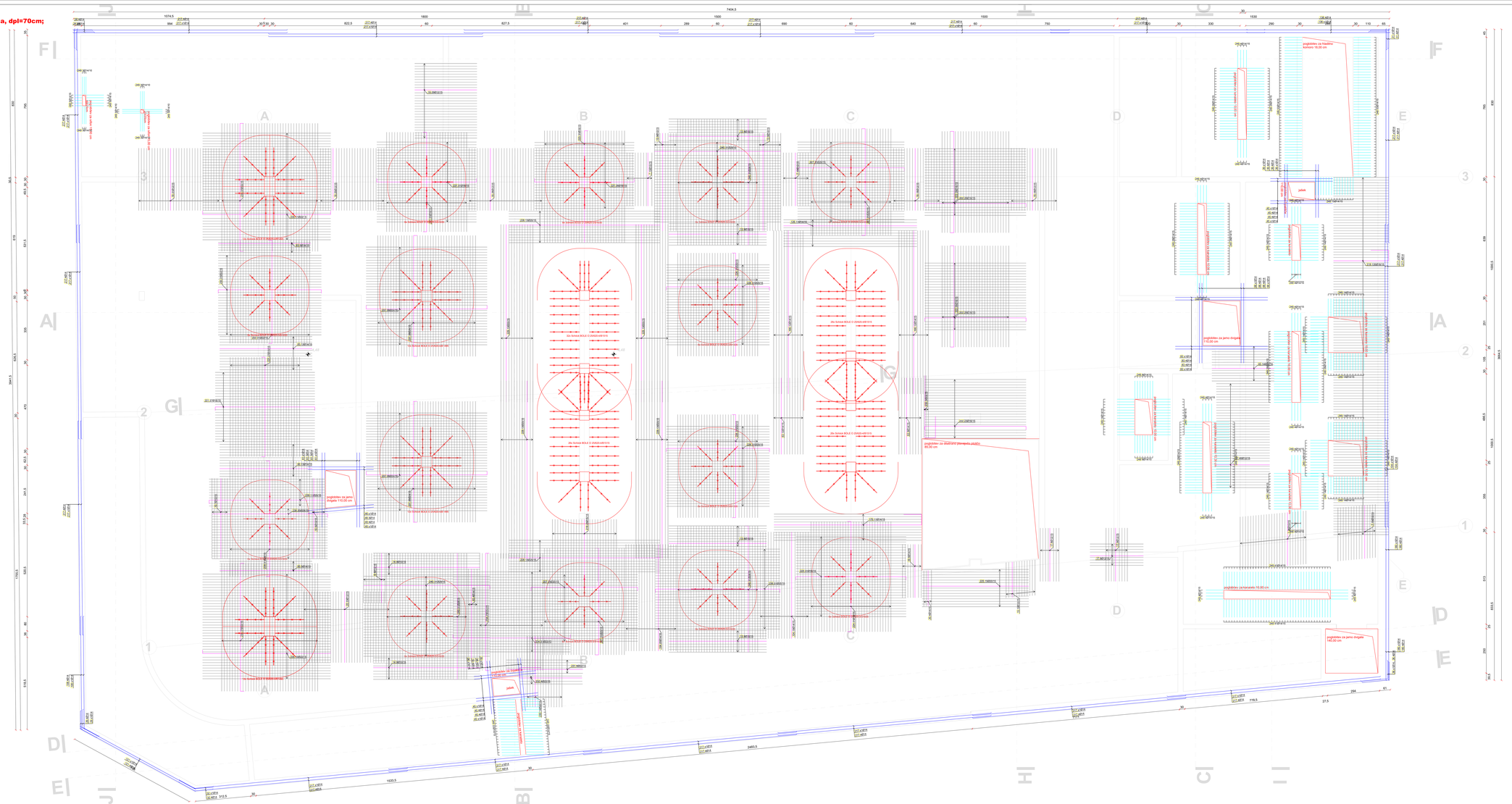

Pozicija: -PD - Temeljna plošča, dp=70cm, dodatna armatura spodaj

Beton: C30/37, XC2, dodatek Xypex

Armatura: B500B

Zaščitni sloj: Spodaj in na na strani 5cm, zgoraj 3cm

Opomba: -Dimenzije in pozicije prodorov strojnih inštalacij, preveriti v strojnih načrtih, ter ustrezno prilagoditi armaturo, ozioroma narediti izsek na mrežah.
-Potrebno je ustrezno določiti višino jahačov na mestu samem.

SPREMEMBA	OPIS SPREMEMBE	DATUM

Marko Markoja	MARKO MARKOJA s.p. Podjetje za vodenje inženiringa Prešernova 8, 3320 VELENJE	NAROČNIK / INVESTITOR MESTNA OBČINA VELENJE Titov trg 1 3320 Velenje
OBJEKT / LOKACIJA / GRAĐNJA		NAZIVO PARE / VSEBINA
TraPUB IA G		2.0 NAČRT S PODROČJA GRADBENIŠTVA PZI - Projekt za izvedbo ** Spodaj sina sistema armatura

NAZIV	IME	ID. ŠT.	PODPIS
VODJA PROJEKTA	Rok Šimerl, univ.dipl.inž.arh.	ZAPS A-1267	
POOBLAŠČENI INŽENIR	MARKO MARKOJA, univ.dipl.inž.grad.	IZS G - 0660	
DIREKTOR	MARKO MARKOJA, univ.dipl.inž.grad.		

ŠT. PROJEKTA	ŠIFRA NAČRTA	DATUM	MERILO	ŠIF. LISTA
341/2022	ST/2024	APRIL 2024	1:50	A4/0

[m2]
x.x

POZ.: TP -temeljna plošča, dpl=70cm;
-armatura zgoraj
-C30/37, XC2 ;
-as=5cm, az=3cm;

[m2]
x.x

Pozicija: -PD - Temeljna plošča, dp=70cm, armatura zgoraj

Beton: C30/37, XC2, dodatek Xypex

Armatura: B500B

Zaščitni sloj: Spodaj in na na strani 5cm, zgoraj 3cm

Opomba: -Dimenzije in pozicije prodorov strojnih inštalacij, preveriti v strojnih načrtih, ter ustrezno prilagoditi armaturo, oziroma narediti izsek na mrežah.
-Potrebno je ustrezno določiti višino jahačov na mestu samem.
-Pozicije 242, 243,245 in 247 se spajajo s sistemom GripTec

SPREMEMBA	OPIS SPREMEMBE	DATUM

Marko Markoja projektiranje in tehnično svetovanje, s.p.	MARKO MARKOJA s.p. Projektiranje in tehnično svetovanje Prešernova 8, 3320 VELENJE	NAROČNIK / INVESTITOR: MESTNA OBČINA VELENJE, Titov trg 1, 3320 Velenje	
OBJEKT / LOKACIJA / GRADNJA: TecHUB i4.0		NASLOV RISBE / VSEBINA: 2.0.NAČRT S PODROČJA GRADBENIŠTVA ARMATURNI NAČRTI TP armatura zgoraj	
NAZIV	IME	ID. ŠT.	PODPIS
VODJA PROJEKTA	Rok ŽEVART, univ.dipl.inž.arh.	ZAPS A-1367	
POOBLAŠČENI INŽENIR	MARKO MARKOJA, univ.dipl.inž.grad.	IZS G - 3082	
SODELAVCI	Vid Markota, mag.inž.grad		

ŠT. PROJEKTA	ŠT. NAČRTA	VRSTA NAČRTA	DATUM	MERILO	ŠT. LISTA
34/2022	07/2024	PZI	APRIL 2024	1:50	A04

POZ.: TP -temeljna plošča, dpl=70cm;
-armatura zgoraj
-C30/37, XC2 ;
-as=5cm, az=3cm;

Pozicija: -PD - Temeljna plošča, dp=70cm, dodatna armatura zgoraj

Beton: C30/37, XC2, dodatek Xypex

Armatura: B500B

Zaščitni sloj: Spodaj in na na strani 5cm, zgoraj 3cm

Opomba: -Dimenzije in pozicije prodorov strojnih inštalacij, preveriti v strojnih načrtih, ter ustrezno prilagoditi armaturo, oziroma narediti izsek na mrežah.
-Potrebno je ustrezno določiti višino jahačov na mestu samem.

SPREMEMBA	OPIS SPREMEMBE	DATUM

Marko Markoja projektiranje in tehnično svetovanje, s.p.	MARKO MARKOJA s.p. Projektiranje in tehnično svetovanje Prešernova 8, 3320 VELENJE	NAROČNIK / INVESTITOR: MESTNA OBČINA VELENJE Titov trg 1 3320 Velenje			
OBJEKT / LOKACIJA / GRADNJA		NASLOV RISBE / VSEBINA			
TecHUB i4.0		2.0.NAČRT S PODROČJA GRADBENIŠTVA ARMATURNI NAČRTI TP dodatna armatura zgoraj			
NAZIV	IME	ID. ŠT.	PODPIS		
VODJA PROJEKTA	Rok ŽEVART, univ.dipl.inž.arh.	ZAPS A-1367			
POOBLAŠČENI INŽENIR	MARKO MARKOJA, univ.dipl.inž.grad.	IZS G - 3082			
SODELAVCI	Vid Markota, mag.inž.grad				
ŠT. PROJEKTA	ŠT. NAČRTA	VRSTA NAČRTA	DATUM	MERILO	ŠT. LISTA
34/2022	07/2024	PZI	APRIL 2024	1:50	A05

[m2]
x.x

POZ.: PKP -plošča nad kletjo povozne površine, dpl=30cm;
-armatura spodaj;
-C30/37, XC4, XF3, XD1;
-as=3cm, az=3cm;

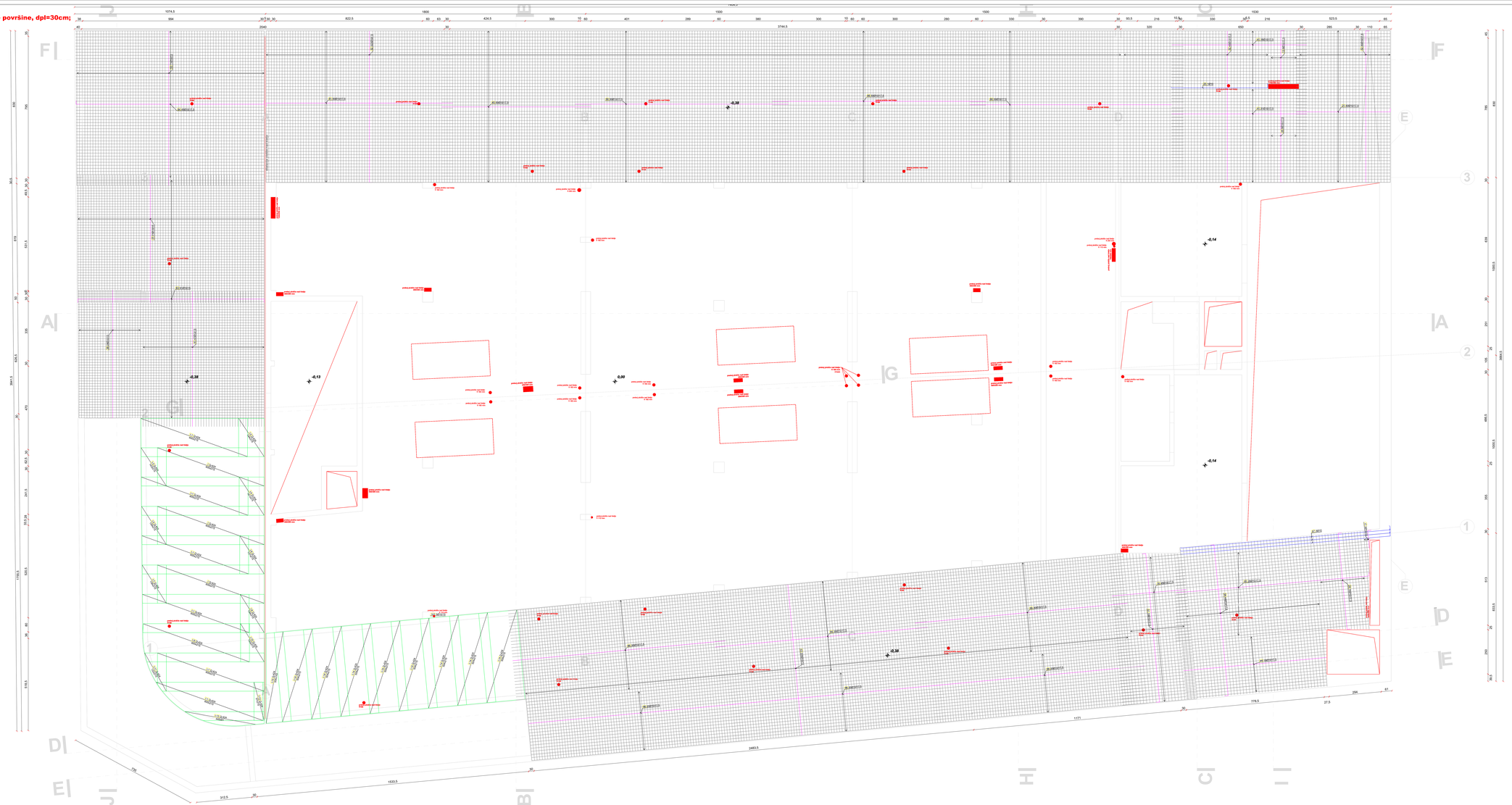

Pozicija: -PKP - plošča nad kletjo povozne površine, armatura spodaj

Beton: C30/37, XC4, XF3, XD1, dodatek Xypex

Armatura: B500B

Zaščitni sloj: 3cm

Opomba: -Dimenzije in pozicije prodorov strojnih inštalacij, preveriti v strojnih načrtih, ter ustrezno prilagoditi armaturo, oziroma narediti izsek na mrežah.
-Potrebno je ustrezno določiti višino jahačov na mestu samem.

SPREMEMBA	OPIS SPREMEMBE	DATUM

Marko Markoja	MARKO MARKOJA s.p. Projektiranje in tehnično svetovanje Podmeja 5, 3220 VELENJE	NAROČNIK / INVESTITOR: MESTNA OBČINA VELENJE Titov trg 1 3320 Velenje
OBJEKT / LOKACIJA / OPIS/NAJA		NAZIVO PROSTE / VSEBINA: 2.0 NAČRT S PODROČJA GRADBENIŠTVA ARMATURNI NAČRTI PKP Armatura spodaj
TRAFIŠE 48.0		

NAZIV	IME	ID. ŠT.	PODPIS		
VODJA PROJEKTA	Ne Strukt. uni.dipl.inž.arh.	ZAPS 1-1267			
POOBLAŠČENI INŽENIR	MARKO MARKOJA, uni.dipl.inž.arh.	ZAPS 1-1267			
ŠTUDIJ PROJ.	Ne Strukt. uni.dipl.inž.arh.				
ST. PROJEKTA	ST. NAČRTA	VRSTA NAČRTA	DATUM	MERILO	ŠT. LISTA
34/2022	07/2024	PZI	APRIL 2024	1:50	A-06

[m2]
X.X

POZ.: PKP -plošča nad kletjo povozne površine, dpl=30cm;
-dodatna armatura spodaj;
-C30/37, XC4, XF3, XD1;
-as=3cm, az=3cm;

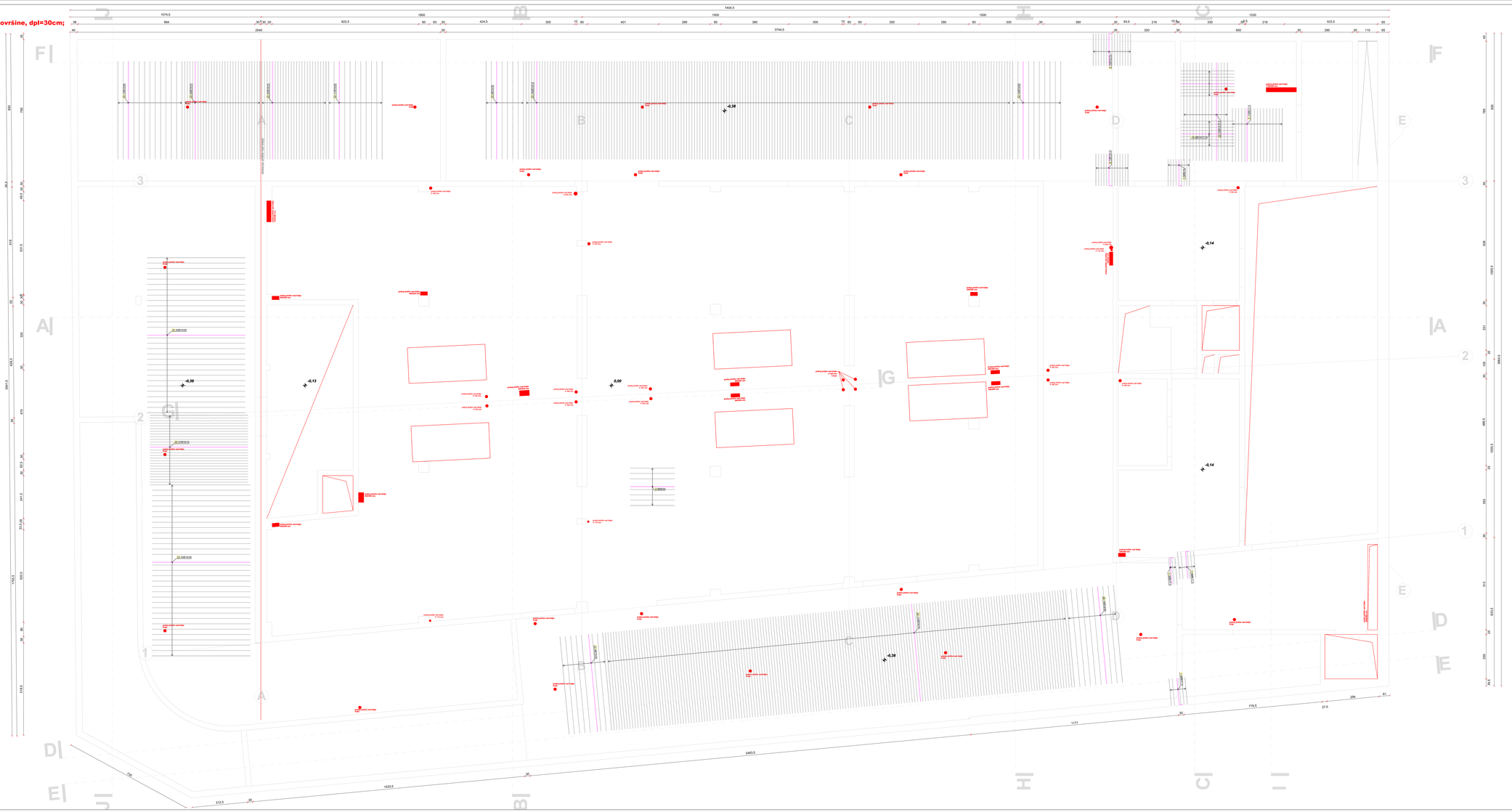

Pozicija: -PKP - plošča nad kletjo povozne površine, dodatna armatura spodaj

Beton: C30/37, XC4, XF3, XD1, dodatek Xypex

Armatura: B500B

Zaščitni sloj: 3cm

Opomba: -Dimenzije in pozicije prodorov strojnih inštalacij, preveriti v strojnih načrtih, ter ustrezno prilagoditi armaturo, oziroma narediti izsek na mrežah.
-Potrebna je ustrezno določiti višino jahačev na mestu samem.

SPREMEMBA	OPIS SPREMEMBE	DATUM

Marko Markoški	MARKO MARKOŠKI s.p. Projektiranje in storitve inženiringa Prijetnica 8, 3320 VELENJE	NAROČNIK / INVESTITOR: MESTNA OBČINA VELENJE Titov trg 1 3320 Velenje	
OBJEKT / LOKACIJA / GRAĐNJA		NAZIV PROJEKTA / GRADBENA: 2.2 NAČRT S PODROČJA GRADBENIŠTVA PKP-plošča nad kletjo PKP-Dodatna armatura spodaj	
TlačnaUlica 0			
NAZIV	IME	ID. Š.:	PODPIS:
VODJA PROJEKTA	Rok Šimatič, univ.dipl.inž.arh.	ZAPS A-1267	
PODRALJAČKIN INŽENIR	MARKO MARKOŠKI, univ.dipl.inž.gradb.	IZS G - 0664	
DIREKTOR	MARKO MARKOŠKI, univ.dipl.inž.gradb.		

ŠT. PROJEKTA	ŠT. NAČRTA	VRSTA NAČRTA	DATUM	MERILO	ŠT. LISTA
341/002	07/2024	PZ	APRIL 2024	1:50	A4/1

POZ.: PKP -plošča nad kletjo povozne površine, dpl=30cm;
-armatura zgoraj;
-C30/37, XC4, XF3, XD1;
-as=3cm, az=3cm;

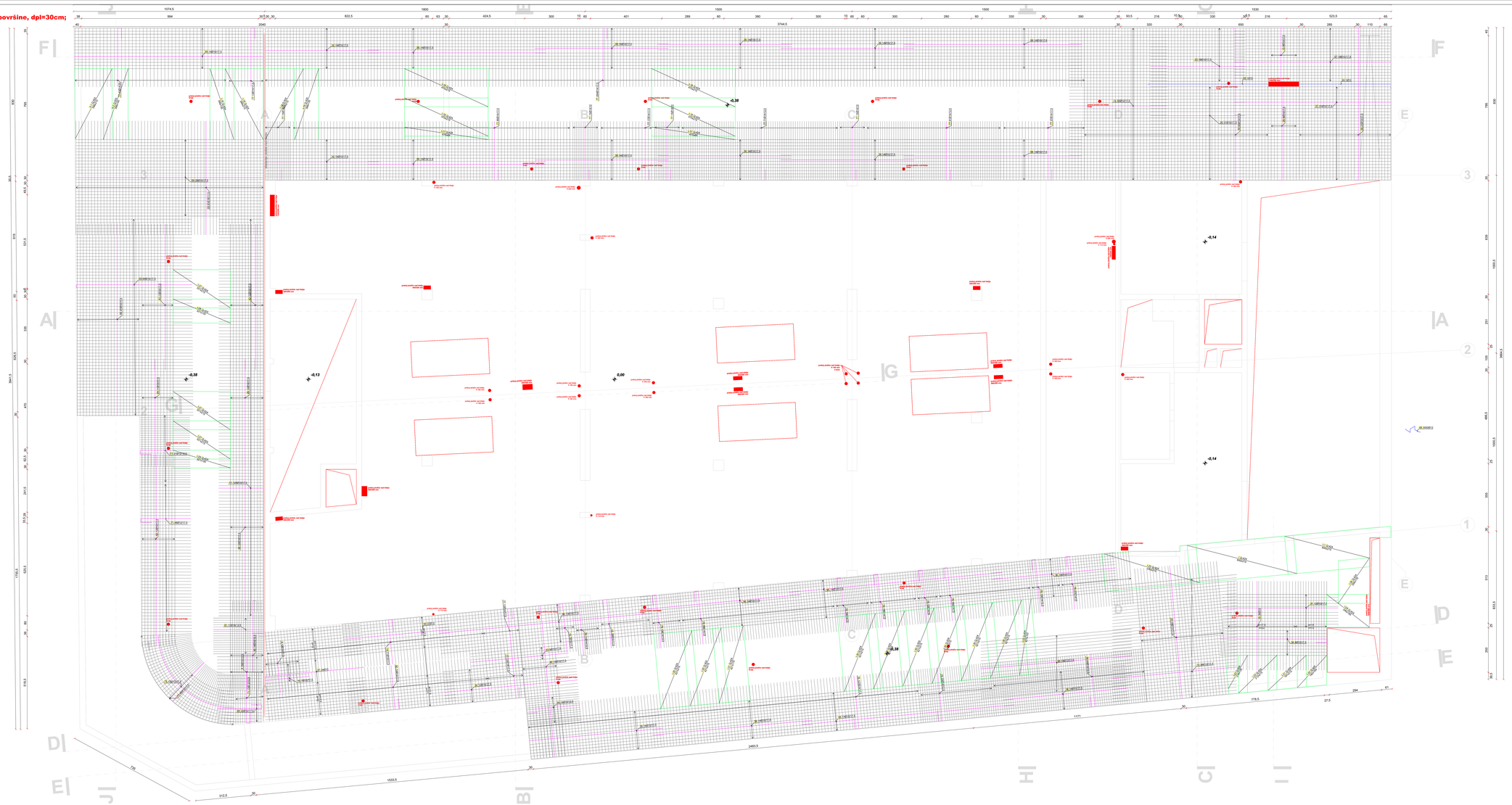

Pozicija: -PKP - plošča nad kletjo povozne površine, armatura zgoraj

Beton: C30/37, XC4, XF3, XD1, dodatek Xypex

Armatura: B500B

Zaščitni sloj: 3cm

Opomba: -Dimenzije in pozicije prodorov strojnih inštalacij, preveriti v strojnih načrtih, ter ustrezno prilagoditi armaturo, oziroma narediti izsek na mrežah.
-Potrebno je ustrezno določiti višino jahačov na mestu samem.

SPREMEMBA	OPIS SPREMEMBE	DATUM

Marko Markoja	MARKO MARKOJA s.p. Projektiranje in tehnika vodenja Podmeja 5, 3220 VELENJE	NAROČNIK / INVESTITOR: MESTNA OBČINA VELENJE Titov trg 1 3320 Velenje
OBJEKT / LOKACIJA / OPIS/NAJA		NAZIVO PODE / VSEBINA: 2.0 NAČRT S PODROČJA GRADBENIŠTVA ARMATURNI NAČRTI PKP armatura zgoraj
TAHUB 4.0		
NAZIV	IME	ID. ŠT.	PODPIS
VODJA PROJEKTA	Ma Strukt. uni.dipl.inž.arh.	ZAPS 1-1267	
POOBLAŠČENI INŽENIR	MARKO MARKOJA, uni.dipl.inž.arh.	ZA S. 1-1267	
ŠTEVILKA	IME DATOTEKE	DATUM	MERILO	ŠT. LISTA
ŠT. PROJEKTA	ŠT. NAČRTA	VRSTA NAČRTA	DATUM	MERILO	ŠT. LISTA
3410022	07/2024	PZI	APRIL 2024	1:50	A4B

[m2]
X.X

POZ.: PKP -plošča nad kletjo povozne površine, dpl=30cm;
-dodatna armatura zgoraj;
-C30/37, XC4, XF3, XD1;
-as=3cm, az=3cm;



Pozicija:	-PKP - plošča nad kletjo povozne površine, dodatna armatura zgoraj
Beton:	C30/37, XC4, XF3, XD1, dodatek Xypex
Armatura:	B500B
Zaščitni sloj:	3cm
Opomba:	-Dimenzije in pozicije prodorov strojnih inštalacij, preveriti v strojnih načrtih, ter ustrezno prilagoditi armaturo, oziroma narediti izsek na mrežah. -Potrebno je ustrezno določiti višino jahačev na mestu samem.

SPREMEMBA	OPIS SPREMEMBE	DATUM

Marko Markoški	MARKO MARKOŠKI s.p. Projektiranje in vodenje investicij Prapotnikova 8, 3320 VELENJE	NAROČNIK / INVESTITOR: MESTNA OBČINA VELENJE Titov trg 1 3320 Velenje	
OBJEKT / LOKACIJA / GRAĐNJA		NAZIVO PARIC / GRAĐENA	
TrafoHUB 4 G		2.0 NAČRT S PODROČJA GRADBENIŠTVA PKP-plošča nad kletjo PKP-Dodatna armatura zgoraj	
NAZIV	IME	ID. Š.:	PODPIS:
VODJA PROJEKTA	Rok Šimatič, univ.dipl.inž.arh.	ZGKS-G-1267	
POOBLAŠČENI INŽENIR	MARKO MARKOŠKI, univ.dipl.inž.arh.	IZS G - 0484	
STOPNJA	PROJEKTA IN NAČRTOVANJE		
ŠT. PROJEKTA	ŠT. NAČRTA	DATUM	MERILO	ŠT. LISTA
341/002	07/2024	APRIL 2024	1:50	A4N

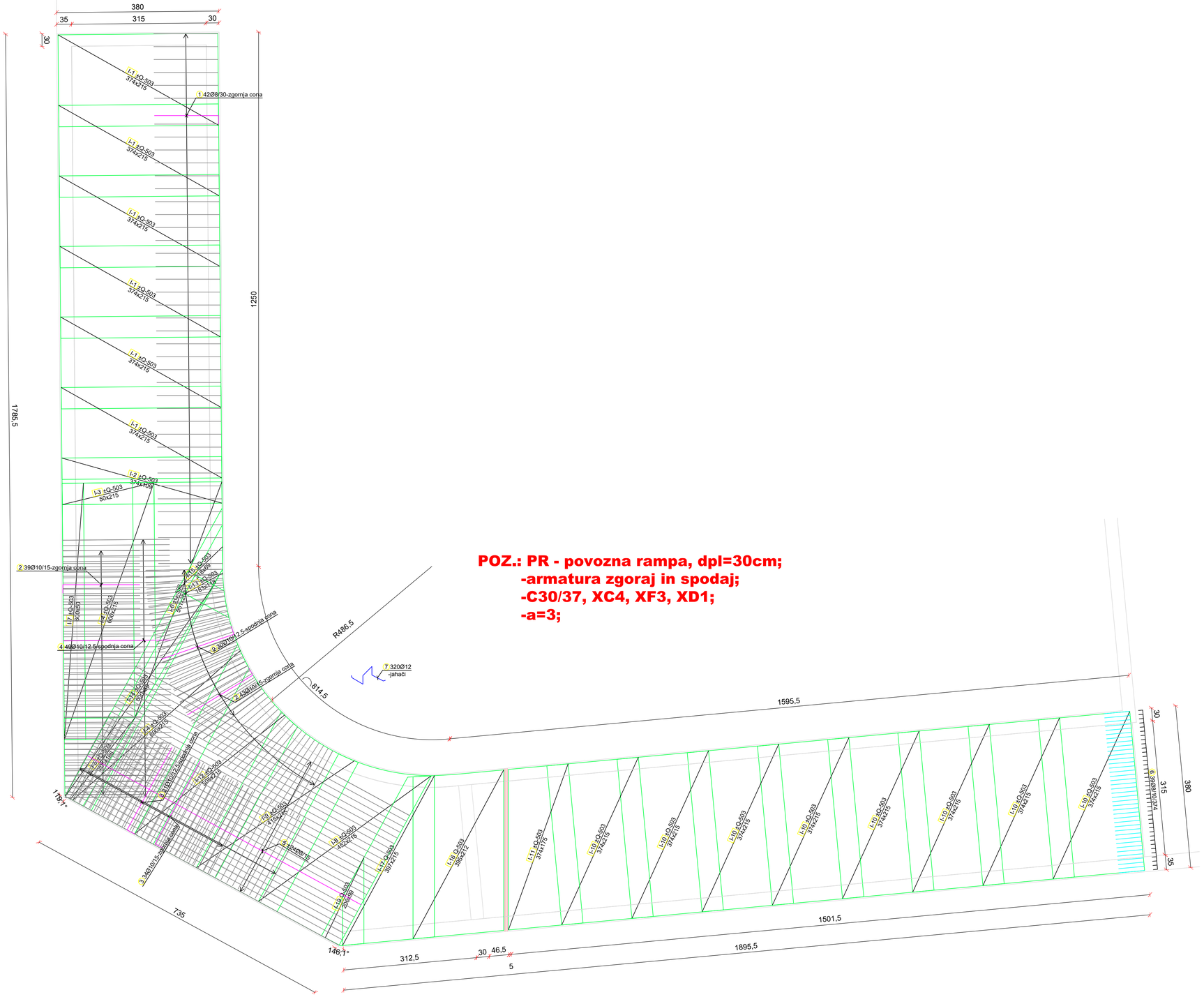

POZ.: PR - povozna rampa, dpl=30cm;
-armatura zgoraj in spodaj;
-C30/37, XC4, XF3, XD1;
-a=3;

Pozicija: -PR - povozna rampa, armatura spodaj in zgoraj

Beton: C30/37, XC4, XF3, XD1, dodatek Xypex

Armatura: B500B

Zaščitni sloj: 3cm

Opomba: -Dimenzije in pozicije prodorov strojnih inštalacij, preveriti v strojnih načrtih, ter ustrezno prilagoditi armaturo, oziroma narediti izsek na mrežah.
-Potrebno je ustrezno določiti višino jahačov na mestu samem.

SPREMEMBA	OPIS SPREMEMBE	DATUM

Marko Markoja projektiranje in tehnično svetovanje s.p.	MARKO MARKOJA s.p. Projektiranje in tehnično svetovanje Prešernova 8, 3320 VELENJE	NAROČNIK / INVESTITOR MESTNA OBČINA VELENJE Titov trg 1 3320 Velenje
OBJEKT / LOKACIJA / GRADNJA TecHUB i4.0		NASLOV RISBE / VSEBINA 2.0.NAČRT S PODROČJA GRADBENIŠTVA ARMATURNI NAČRTI PZS, PNS, PD

NAZIV	IME	ID. ŠT.	PODPIS		
VODJA PROJEKTA	Rok ŽEVART, univ.dipl.inž.arh.	ZAPS A-1367			
POOBLAŠČENI INŽENIR	MARKO MARKOJA, univ.dipl.inž.grad.	IZS G - 3082			
SODELAVCI	Vid Markota, mag.inž.grad				
ŠT. PROJEKTA	ŠT. NAČRTA	VRSTA NAČRTA	DATUM	MERILO	ŠT. LISTA
34/2022	07/2024	PZI	APRIL 2024	1:50	A10

[m2]
x.x

POZ.: PK -plošča nad kletjo, dpl=35cm;
-armatura spodaj;
-C30/37, XC1 ;
-as=3cm, az=3cm;

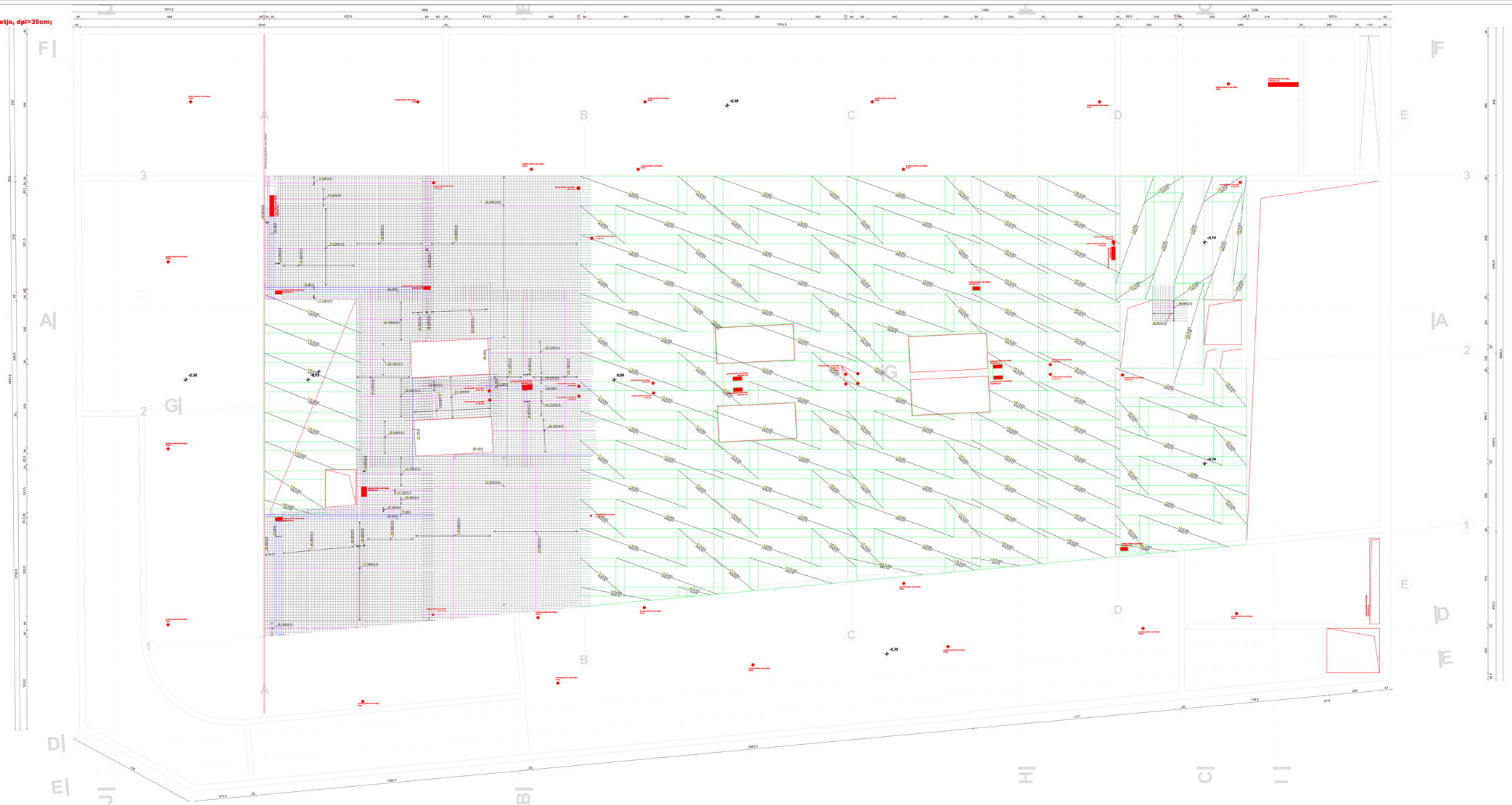

Pozicija: -PK - plošča nad kletjo, armatura spodaj

Beton: C30/37, XC1

Armatura: B500B

Zaščitni sloj: 3cm

Opomba: -Dimenzije in pozicije prodorov strojnih inštalacij, preveriti v strojnih načrtih, ter ustrezno prilagoditi armaturo, oziroma narediti izsek na mrežah.
-Potrebno je ustrezno določiti višino jahačov na mestu samem.

SPREMEMBA	OPIS SPREMEMBE	DATUM

Marko Markoja	MARKO MARKOJA s.p. Projektiranje in vodstvo izvedenih Podmiranje 5, 3220 VELENJE	NAROČNIK / INVESTITOR: MESTNA OBČINA VELENJE Titov trg 1 3320 Velenje
OBJEKT / LOKACIJA / OPIS/NAJA		NAŠLOV RIBBE / VIDERNA
TRAFIJE 4 D		2.0 NAČRT S PODROČJA GRADBENIŠTVA ARMATURNI NAČRTI PK Armatura spodaj
NAZIV	IME	ID. ŠT.	PODPIS
VODJA PROJEKTA	Ing. Dr.Ivan Lovec, univ.dipl.inž.arh.	ZAPIS 1-1007	
POSILAŠČINI INŽENIR	MARKO MARKOJA, univ.dipl.inž.arh.	ZAPIS 1-1007	
ŠTAMPILJA	ZAPIS 1-1007	
ST. PROJEKTA	ST. NAČRTA	VRSTA NAČRTA	DATUM	MERILO	ŠT. LISTA
34/2022	07/2024	PZI	APRIL 2024	1:50	4/11

[m2]
X.X

POZ.: PK -plošča nad kletjo, dpl=35cm;
-dodatna armatura spodaj;
-C30/37, XC1 ;
-as=3cm, az=3cm;



Pozicija: -PK - plošča nad kletjo, dodatna armatura spodaj

Beton: C30/37, XC1

Armatura: B500B

Zaščitni sloj: 3cm

Opomba: -Dimenzije in pozicije prodorov strojnih inštalacij, preveriti v strojnih načrtih, ter ustrezno prilagoditi armaturo, oziroma narediti izsek na mrežah.
-Potrebno je ustrezno določiti višino jahačov na mestu samem.

SPREMEMBA	OPIS SPREMEMBE	DATUM

Marko Markoja	MARKO MARKOJA s.p. Pogorelje ta mrežnih vodovoda Podmelec 5, 5220 KOBARIŠ	NAROČNIK / INVESTITOR: MESTNA OBČINA VELENJE Titov trg 1 3320 Velenje
OBJEKT / LOKACIJA / GRADNJA		NAŠLOV RIBBE / VIDEBNA
TRAFIJE 4 D		2.0 NAČRT S PODROČJA GRADBENIŠTVA ARMATURNI NAČRT PK Dodatna armatura spodaj
NAZIV	IME	ID. ST. / PODPIS
VODJA PROJEKTA	Ma Dr.inż. mrs.dipl.inż.arh.	ZAPIS 4.1.007
POOBLAŠČENI INŽENIR	MARKO MARKOJA, uni.dipl.inż.arh.	ZAPIS 4.1.006
ŠKOBLJAČIJ	PK Dodatna armatura spodaj	

ST. PROJEKTA	ST. NAČRTA	VRSTA NAČRTA	DATUM	MERILO	ŠT. LISTA
3410022	07/2024	PD	APRIL 2024	1:50	4/12

[m2]
X.X

POZ.: PK -plošča nad kletjo, dpl=35cm;
-armatura zgoraj;
-C30/37, XC1 ;
-as=3cm, az=3cm;

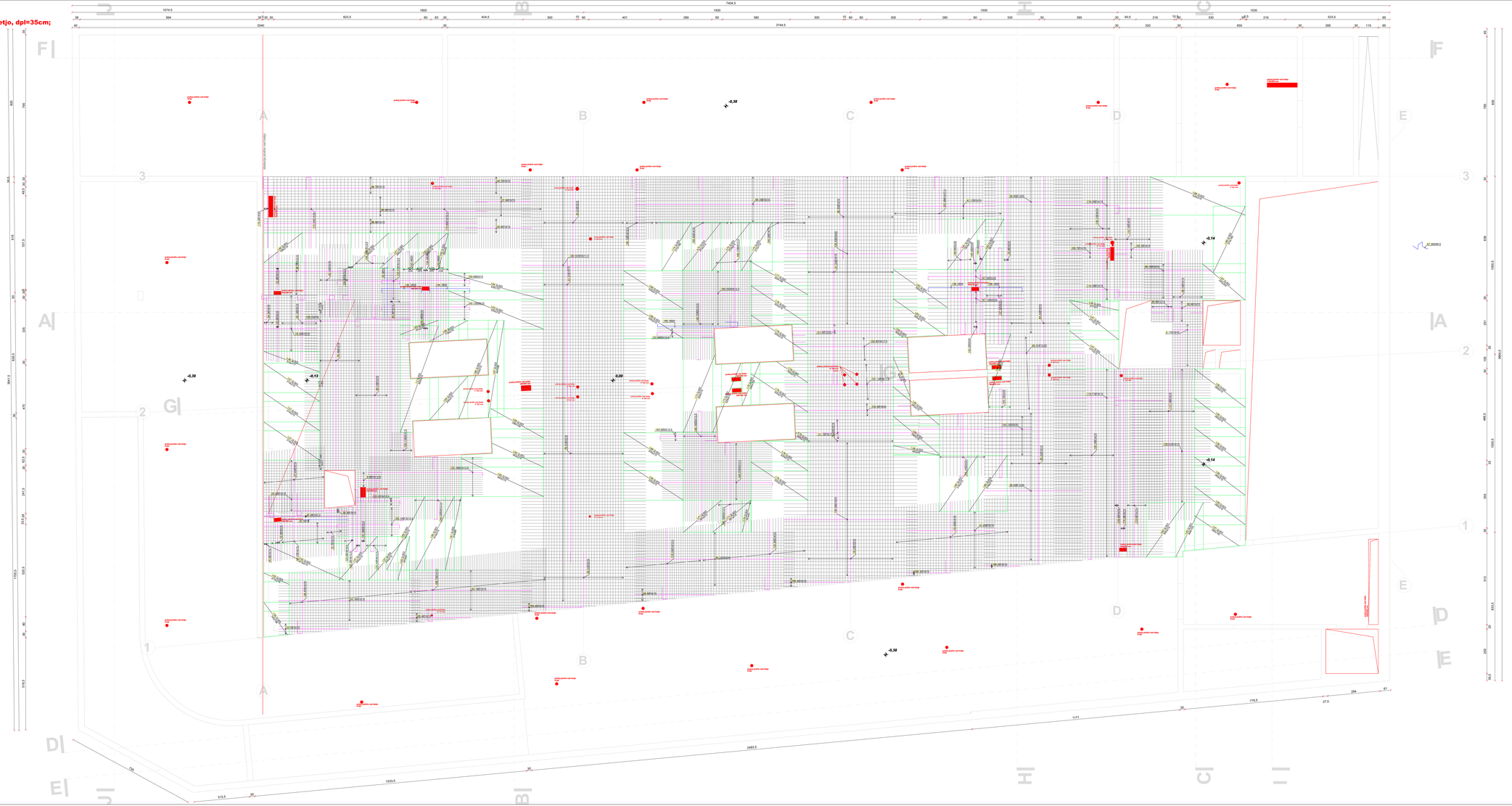

Pozicija: -PK - plošča nad kletjo, armatura zgoraj

Beton: C30/37, XC1

Armatura: B500B

Zaščitni sloj: 3cm

Opomba: -Dimenzije in pozicije prodorov strojnih inštalacij, preveriti v strojnih načrtih, ter ustrezno prilagoditi armaturo, oziroma narediti izsek na mrežah.
-Potrebno je ustrezno določiti višino jahačov na mestu samem.

SPREMEMBA	OPIS SPREMEMBE	DATUM

Marko Markoji	MARKO MARKOJI s.p. Projektiranje in ostalo inženiranje Podmeja 5, 2020 HOČE	NAROČNIK / INVESTITOR MESTNA OBČINA VELENJE Titov trg 1 3320 Velenje
OBJEKT / LOKACIJA / OPADNJA		NAZIVNI PODRE / VIDEMNA
TRAPUŠ 48 D		2.0 NAČRT S PODROČJA GRADBENIŠTVA ARMATURNI NAČRTI PK Armatura zgoraj

NAZIV	RAZ.	02. 01	PODPIS		
VODJA PROJEKTA	Ing.Dr.Marko Markoji, univ.dipl.inž.grad.	ZAPIS 1:100			
POOBLAŠČENI INŽENIR	MARKO MARKOJI, univ.dipl.inž.grad.	DIS 1. 1000			
ZAŠČITNI NAČRT	Ing.Dr.Marko Markoji, univ.dipl.inž.grad.				
ST. PROJEKTA	ST. NAČRTA	VIDEMNA NAČRTA	DATUM	MERILO	ŠT. LISTA
04/2022	07/2024	PZI	APRIL 2024	1:50	4/13

[m2]
X.X

POZ.: PK -plošča nad kletjo, dpl=35cm;
-dodatna armatura zgoraj;
-C30/37, XC1 ;
-as=3cm, az=3cm;

Pozicija: -PK - plošča nad kletjo, dodatna armatura zgoraj

Beton: C30/37, XC1

Armatura: B500B

Zaščitni sloj: 3cm

Opomba: -Dimenzije in pozicije prodorov strojnih inštalacij, preveriti v strojnih načrtih, ter ustrezno prilagoditi armaturo, oziroma narediti izsek na mrežah.
-Potrebno je ustrezno določiti višino jahačov na mestu samem.

SPREMEMBA	OPIS SPREMEMBE	DATUM

MARKO MARKOJA s.p. Projektiranje in tehnično svetovanje Prešernova 8, 3320 VELENJE		NAROČNIK / INVESTITOR: MESTNA OBČINA VELENJE, Titov trg 1, 3320 Velenje	
OBJEKT / LOKACIJA / GRADNJA: TecHUB i4.0		NASLOV RISBE / VSEBINA: 2.0.NAČRT S PODROČJA GRADBENIŠTVA ARMATURNI NAČRTI PK Dodatna armatura zgoraj	
NAZIV	IME	ID. ŠT.	PODPIS
VODJA PROJEKTA	Rok ŽEVART, univ.dipl.inž.arh.	ZAPS A-1367	
POOBLAŠČENI INŽENIR	MARKO MARKOJA, univ.dipl.inž.grad.	IZS G - 3082	
SODELAVCI	Vid Markota, mag.inž.grad		

ŠT. PROJEKTA	ŠT. NAČRTA	VRSTA NAČRTA	DATUM	MERILO	ŠT. LISTA
34/2022	07/2024	PZI	APRIL 2024	1:50	A14

[m2]
x.x

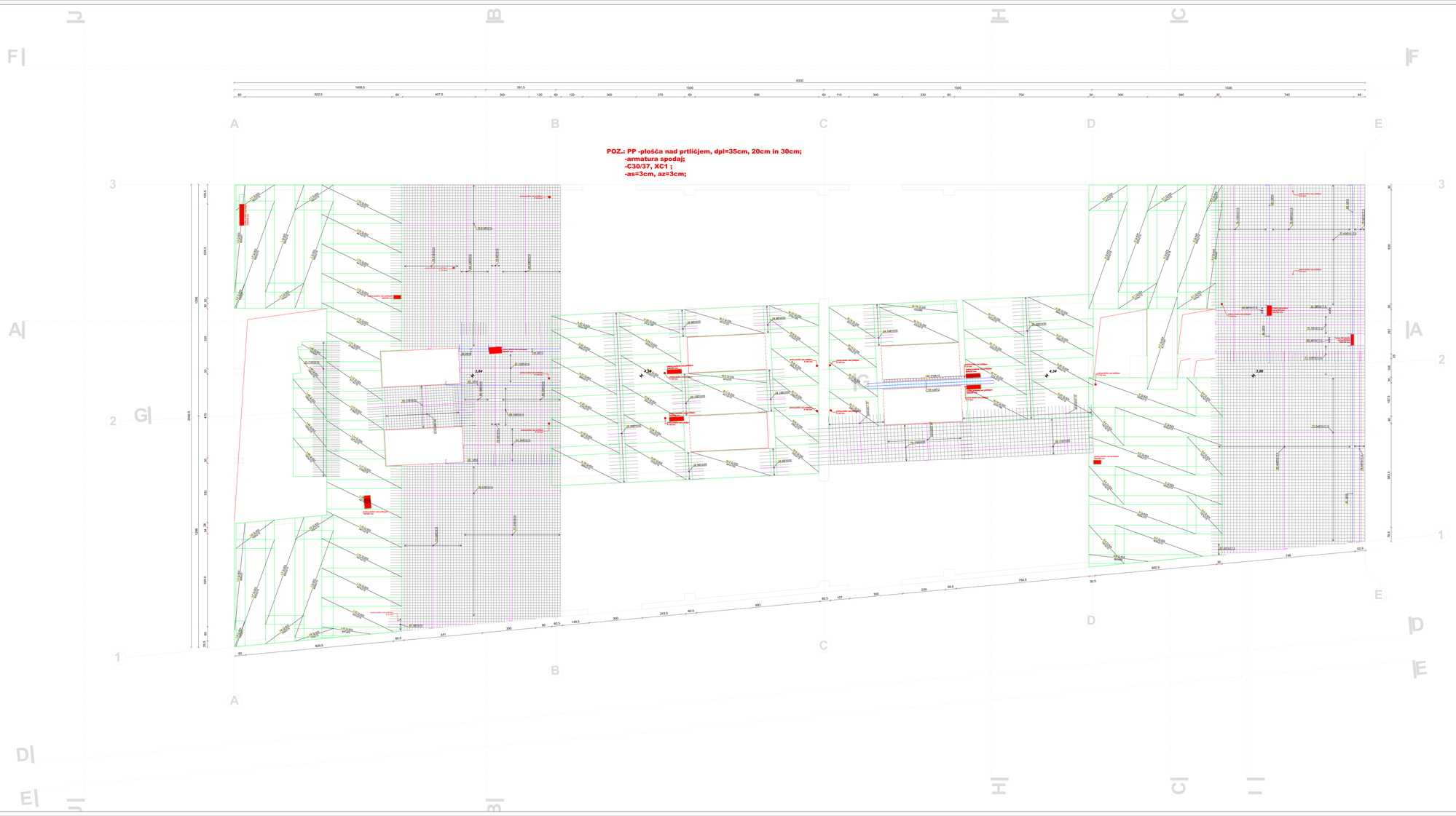

Pozicija: -PP - plošča nad prtličjem, armatura spodaj

Beton: C30/37, XC1

Armatura: B500B

Zaščitni sloj: 3cm

Opomba: -Dimenzije in pozicije prodorov strojnih inštalacij, preveriti v strojnih načrtih, ter ustrezno prilagoditi armaturo, oziroma narediti izsek na mrežah.
-Potrebno je ustrezno določiti višino jahačov na mestu samem.

SPREMEMBA	OPIS SPREMEMBE	DATUM

Marko Markoja	MARKO MARKOJA s.p. Projektiranje s strojnim inštalacijami Podmenina 5, 3220 VELENJE	NAROČNIK / INVESTITOR: MESTNA OBČINA VELENJE Titov trg 1 3320 Velenje	
OBJEKT / LOKACIJA / OPRAVILA: TRAPUSE 4 D		NAZIVO PRIMER / VSEBINA: 2.0 NAČRT S PODROČJA GRADBENIŠTVA ARMATURA NAČRTI PP Armatura spodaj	
NAZIV	NR.	ID. ŠT.	PODPIS
VODJA PROJEKTA	Ma Strojni, uni. dipl.inž.stroj.	ZAPIS 1.0.0	
POOBLAŠČENI INŽENIR	MARKO MARKOJA, uni. dipl.inž.stroj.	ZA N. 1.0.0	
SODELUJO	Ma Strojni, uni. dipl.inž.stroj.		
ST. PROJEKTA	ST. NAČRTA	VRSTA NAČRTA	DATUM	MERILO	ŠT. LISTA
34/2022	07/2024	PZI	APRIL 2024	1:50	4/10

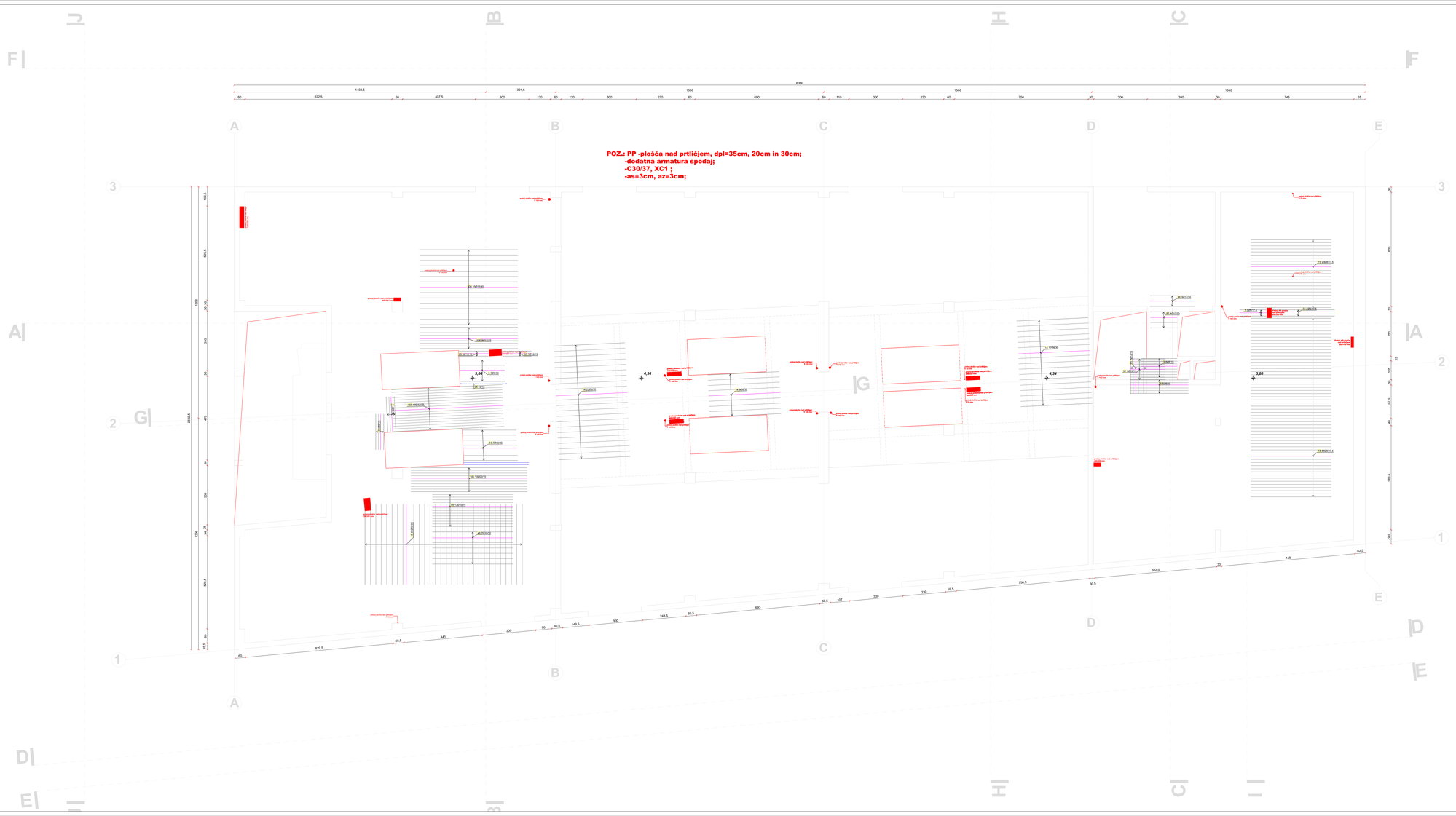

Pozicija: -PP - plošča nad prtličjem, dodatna armatura spodaj

Beton: C30/37, XC1

Armatura: B500B

Zaščitni sloj: 3cm

Opomba: -Dimenzije in pozicije prodorov strojnih inštalacij, preveriti v strojnih načrtih, ter ustrezno prilagoditi armaturo, oziroma narediti izsek na mrežah.
-Potrebno je ustrezno določiti višino jahačov na mestu samem.

SPREMEMBA	OPIS SPREMEMBE	DATUM

Marko Markoja	MARKO MARKOJA s.p. Registrirana za vrstvo zadanih Podmenka 5, 3220 VELENJE	NAROČNIK / INVESTITOR: MESTNA OBČINA VELENJE Titov trg 1 3320 Velenje
OBJEKT / LOKACIJA / OPRIDNJA		NAZIV DIV. RAZRED / VRSTA PR: 2.0 NAČRT S POGROČJA GRADBENIŠTVA ARMATURNI NAČRTI PP Dodatna Armatura spodaj
TRAFIKA d.o.o		
NAZIV	NIE	ID. ŠT. / PODPIS
VODJA PROJEKTA	Ina Šimšić, ulica Mariniš 4/1	ZAPIS 2-1007
POGOBLAŠČENI INŽENIR	MARKO MARKOJA, ulica Mariniš 4/1	DIS. 5 - 0002
ŠIFRA	Ina Šimšić, ulica Mariniš 4/1	
ŠT. PROJEKTA	ŠT. NAČRTA	VRSTA NAČRTA / DATUM / MERILO / ŠT. LISTA
34/2022	07/2024	PZI / APRIL 2024 / 1:50 / 4:16

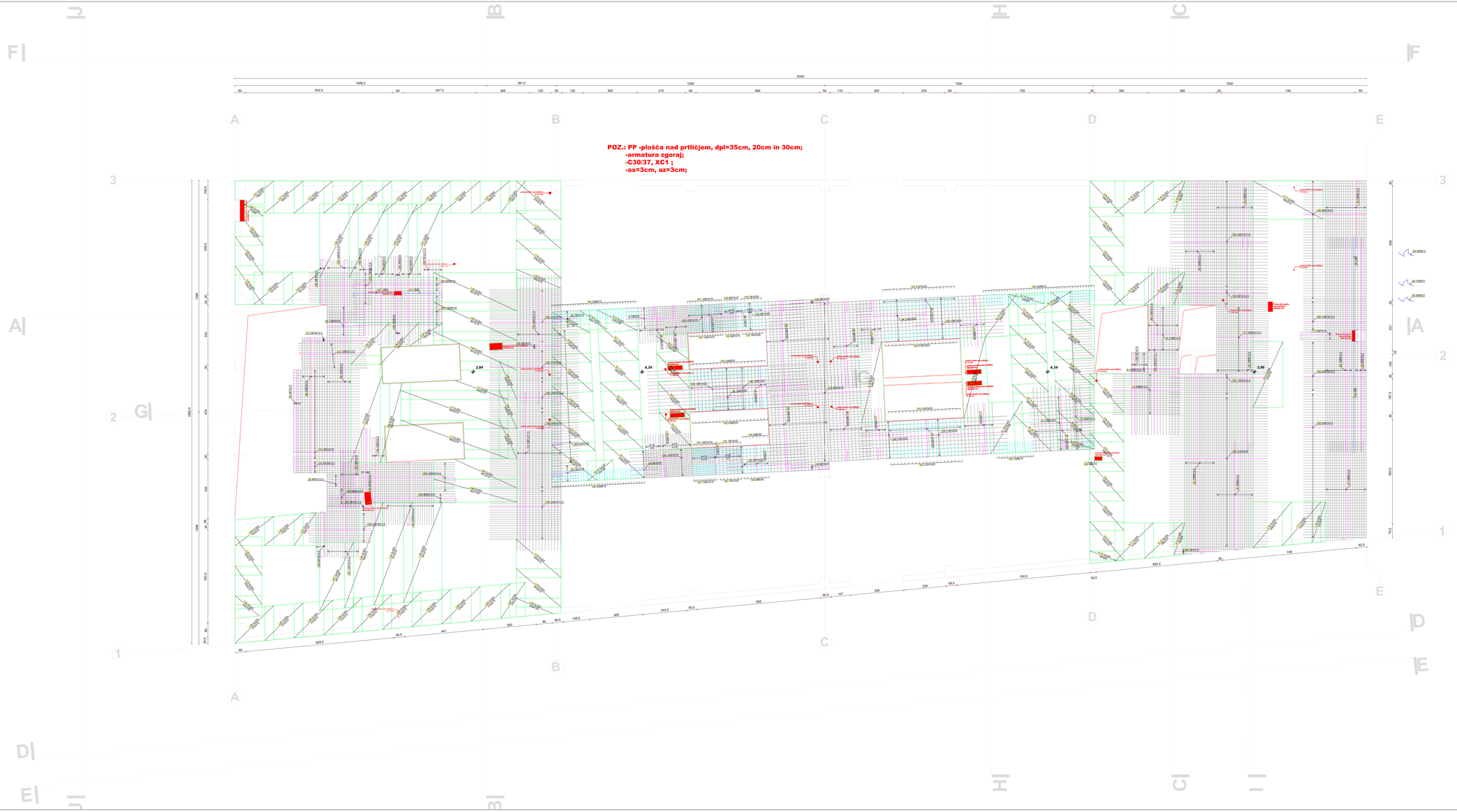

Pozicija: -PP - plošča nad prtličjem, armatura zgoraj

Beton: C30/37, XC1

Armatura: B500B

Zaščitni sloj: 3cm

Opomba: -Dimenzije in pozicije prodorov strojnih inštalacij, preveriti v strojnih načrtih, ter ustrezno prilagoditi armaturo, oziroma narediti izsek na mrežah.
-Potrebno je ustrezno določiti višino jahačov na mestu samem.

SPREMEMBA	OPIS SPREMEMBE	DATUM

Marko Markoja	MARKO MARKOJA s.p. Projektiranje in nadzor vodovod Podlesnik 5, 2205 MARJETA	NAROČNIK / INVESTITOR: MESTNA OBČINA VELENJE Titov trg 1 3320 Velenje	
OBJEKT / LOKACIJA / OPIS/NAJA		NAZIVO PRIME / VSEBINA: 2.0 NAČRT S PODROČJA GRADBENIŠTVA ARMATURNI NAČRTI PP Armatura zgoraj	
TRAFIJE 4.0			
NAZIV	NIE	ID. ŠT.	POSPIS
VODJA PROJEKTA	Ma Strukt. ing. dipl.inž.arh.	2015.1.1001	
POOBLAŠČENI INŽENIR	MARKO MARKOJA, ing. dipl.inž.arh.	2015.1.1001	
SODELUJO	Ma Strukt. ing. dipl.inž.arh.	2015.1.1001	
ŠT. PROJEKTA	ŠT. NAČRTA	VRSTA NAČRTA	DATUM	MERILO	ŠT. LISTA
34/2022	07/2024	PZI	APRIL 2024	1:50	4:17

POZ.: PP -plošča nad prtličjem, dpl=35cm, 20cm in 30cm;
-Dodatna armatura zgoraj;
-C30/37, XC1 ;
-as=3cm, az=3cm;

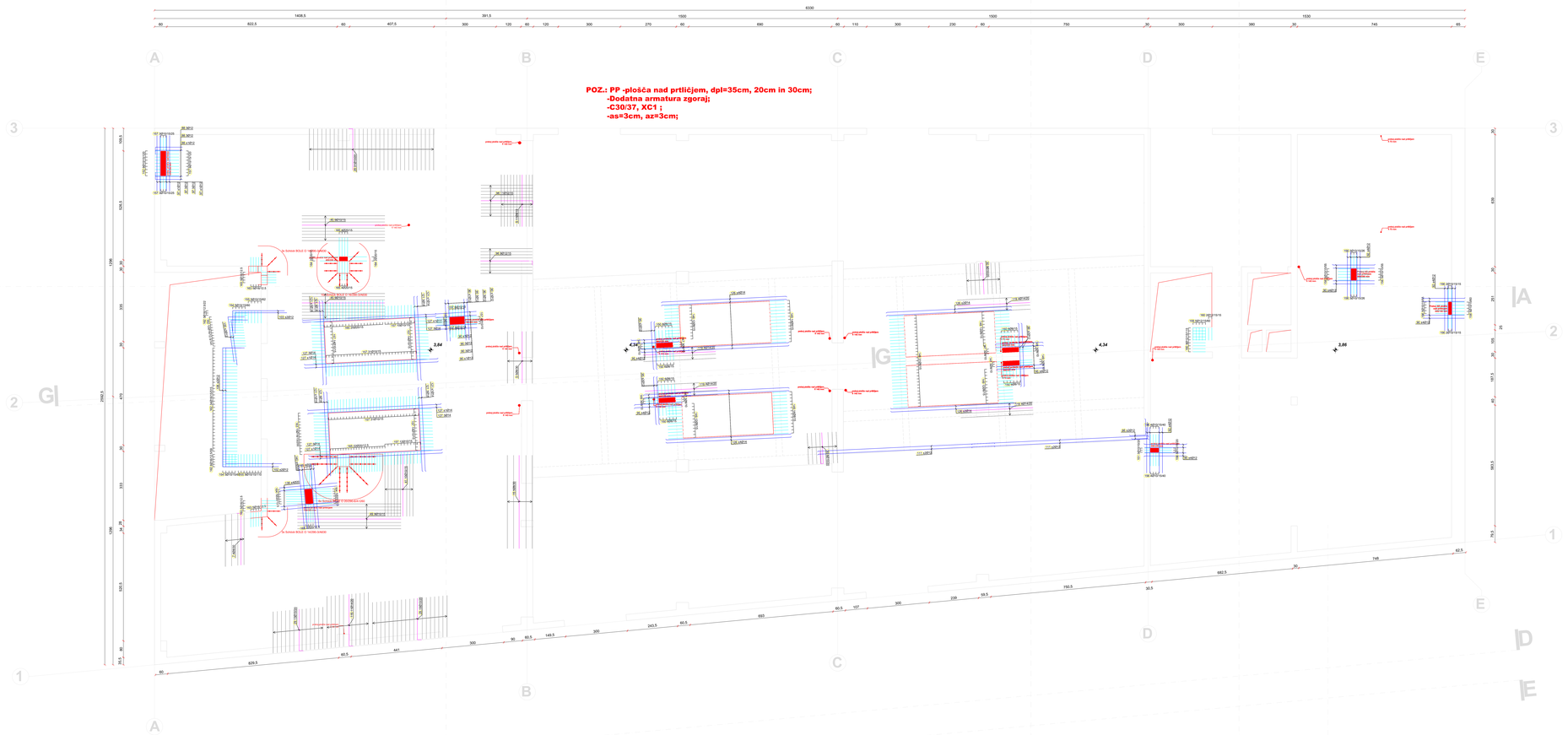

Pozicija: -PP - plošča nad prtličjem, dodatna armatura zgoraj

Beton: C30/37, XC1

Armatura: B500B

Zaščitni sloj: 3cm

Opomba: -Dimenzije in pozicije prodorov strojnih inštalacij, preveriti v strojnih načrtih, ter ustrezno prilagoditi armaturo, oziroma narediti izsek na mrežah.
-Potrebno je ustrezno določiti višino jahačov na mestu samem.

SPREMEMBA	OPIS SPREMEMBE	DATUM

Marko Markoja	MARKO MARKOJA s.p. Podjetnik za vodenje investicijskih nalogov 1, 3320 VELENJE	NAROČNIK / INVESTITOR: MESTNA OBČINA VELENJE Titov trg 1 3320 Velenje	
OBJEKT / LOKACIJA / OPIS/NAJA		NAŠLOV PODRE / VODBINA: 2.0 NAČRT S PODROČJA GRADBENIŠTVA ARMATURNI NAČRTI PP Dodatna armatura zgoraj	
TRAFIUB 4 D			
NAZIV	NIE	ID ŠT	PODPIS
VODJA PROJEKTA	Ma Šimeti, ure.dipl.inž.arh.	ZAPIS 1.1.007	
POSILAŠČNIK AŽENJE	MARKO MARKOJA, ure.dipl.inž.arh.	DIS 1. 1.002	
SOSILAŠČNIK	Ma Šimeti, ure.dipl.inž.arh.		
ŠT. PROJEKTA	ŠT. NAČRTA	VRSTA NAČRTA	DATUM	MERILO	ŠT. LISTA
34/2022	07/2024	PZI	APRIL 2024	1:50	4:10

[m2]
X.X

POZ.: PM -plošča nad medetažo, dpl=35 in dpl=30;
-armatura spodaj;
-C30/37, XC1 ;
-as=3cm, az=3cm;

[m2]
x.x

Pozicija: -PM - plošča nad medetažo, armatura spodaj

Beton: C30/37, XC1

Armatura: B500B

Zaščitni sloj: 3cm

Opomba: -Dimenzije in pozicije prodorov strojnih inštalacij, preveriti v strojnih načrtih, ter ustrezno prilagoditi armaturo, oziroma narediti izsek na mrežah.
-Potrebno je ustrezno določiti višino jahačov na mestu samem.

SPREMEMBA	OPIS SPREMEMBE	DATUM

MARKO MARKOJA s.p.
Projektiranje in tehnično svetovanje
Prešernova 8, 3320 VELENJE

NAROČNIK / INVESTITOR	MESTNA OBČINA VELENJE Titov trg 1 3320 Velenje
OBJEKT / LOKACIJA / GRADNJA	TecHUB i4.0
NASLOV RISBE / VSEBINA	2.0.NAČRT S PODROČJA GRADBENIŠTVA ARMATURNI NAČRTI PM Armatura spodaj

NAZIV	IME	ID. ŠT.	PODPIS
VODJA PROJEKTA	Rok ŽEVART, univ.dipl.inž.arh.	ZAPS A-1367	
POOBLAŠČENI INŽENIR	MARKO MARKOJA, univ.dipl.inž.grad.	IZS G - 3082	
SODELAVCI	Vid Markota, mag.inž.grad		

ŠT. PROJEKTA	ŠT. NAČRTA	VRSTA NAČRTA	DATUM	MERILO	ŠT. LISTA
34/2022	07/2024	PZI	APRIL 2024	1:50	A19



Pozicija: -PM - plošča nad medetažo, dodatna armatura spodaj

Beton: C30/37, XC1

Armatura: B500B

Zaščitni sloj: 3cm

Opomba: -Dimenzije in pozicije prodorov strojnih inštalacij, preveriti v strojnih načrtih, ter ustrezno prilagoditi armaturo, oziroma narediti izsek na mrežah.
-Potrebno je ustrezno določiti višino jahačov na mestu samem.

SPREMEMBA	OPIS SPREMEMBE	DATUM

Marko Markoji	MARKO MARKOJA s.p. Projektiranje s strojnim inštalacijami Podmelec 6, 5220 TOLMIN	NAROČNIK / INVESTITOR: MESTNA OBČINA VELENJE Titov trg 1 3320 Velenje
OBJEKT / LOKACIJA / OPIS/NAJA		NAZIVO PROSTE / VSEBINA: 2.0 NAČRT S PODROČJA GRADBENIŠTVA ARMATURNI NAČRTI PM Dodatna armatura spodaj
TRAFIŠIŠ 4 D		
NAZIV	NIE	ID ŠT: / PODPIS:
VODJA PROJEKTA	Ne Strukt. ure.dipl.inż.arh.	Zdrž.s.Lidr.
PODSLAŠČINI INŽENIR	MARKO MARKOJA, ure.dipl.inż.arh.	Zdrž.s.Lidr.
SODELOVO	Ne Strukt. ure.dipl.inż.arh.	
ŠT. PROJEKTA	ŠT. NAČRTA	DATUM / MERILO / ŠT. LISTA
34/2022	07/2024	2/3 / APRIL 2024 / 1:50 / A/0

[m2]
X.X

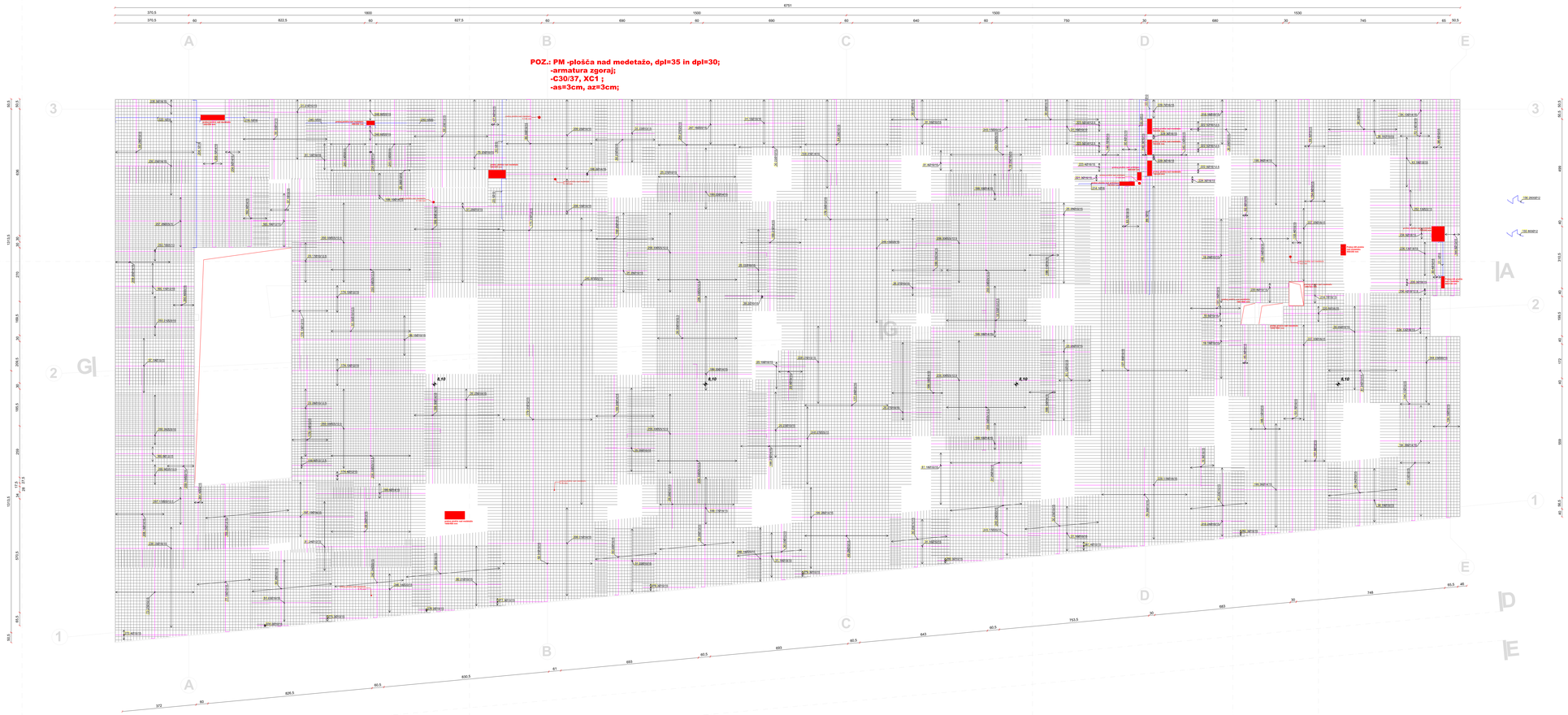

Pozicija: -PM - plošča nad medetažo, armatura zgoraj

Beton: C30/37, XC1

Armatura: B500B

Zaščitni sloj: 3cm

Opomba: -Dimenzije in pozicije prodorov strojnih inštalacij, preveriti v strojnih načrtih, ter ustrezno prilagoditi armaturo, oziroma narediti izsek na mrežah.
-Potrebno je ustrezno določiti višino jahačov na mestu samem.

SPREMEMBA	OPIS SPREMEMBE	DATUM

Marko Markoja	MARKO MARKOJA s.p. Projektiranje in nadzor vodovod Podmarka 5, 3320 VELENJE	NAROČNIK / INVESTITOR: MESTNA OBČINA VELENJE Titov trg 1 3320 Velenje
OBJEKT / LOKACIJA / OPIS/NAJA		NAZIVO PRIME / VIDEBNA: 2.0 NAČRT S PODROČJA GRADBENIŠTVA ARMATURNI NAČRT PM Armatura zgoraj
TRAFIUS 4.0		

NAZIV	NIE	ID ŠT	PODPIS		
VODJA PROJEKTA	Ne Ščrjeti, ukrajinski	DATA 1.1.2021			
PODBLAŠČENI INŽENIR	MARKO MARKOJA, ukrajinski	DATA 1.1.2021			
ZODGOVO	Ne Ščrjeti, ukrajinski	DATA 1.1.2021			
ST. PROJEKTA	ST. NAČRTA	VRSTA NAČRTA	DATUM	MERILO	ŠT. LISTA
34/2022	07/2024	PZI	APRIL 2024	1:50	A/1



Pozicija: -PM - plošča nad medetažo, dodatna armatura zgoraj

Beton: C30/37, XC1

Armatura: B500B

Zaščitni sloj: 3cm

Opomba: -Dimenzije in pozicije prodorov strojnih inštalacij, preveriti v strojnih načrtih, ter ustrezno prilagoditi armaturo, oziroma narediti izsek na mrežah.
-Potrebno je ustrezno določiti višino jahačov na mestu samem.

SPREMEMBA	OPIS SPREMEMBE	DATUM

Marko Markoš	MARKO MARKOŠ s.p. Registrirana za vrstno vodenje Podmarket 5 SI2 - 1000 LJUBLJANA	NAROČNIK / INVESTITOR: MESTNA OBČINA VELENJE Titov trg 1 3320 Velenje
OBJEKT / LOKACIJA / OPRAVILA		NAZIVO PROSTE / VSEBINA: 2.0 NAČRT S POGROČJA GRADBENIŠTVA ARMATURNI NAČRTI PM Dodatna armatura zgoraj
TRAFIKUB 4.0		

NAZIV	NAS	ID ŠT	PODPIS		
VODJA PROJEKTA	Ma Dr.inž. arh.dipl.inž.arh.	ZAPIS 1.1.007			
POOBLAŠČENI INŽENIR	MARKO MARKOŠ s.p. arh.dipl.inž.arh.	ZAPIS 1.1.007			
SODELAVCI	Ma Dr.inž. arh.dipl.inž.arh.	ZAPIS 1.1.007			
ŠT. PROJEKTA	ŠT. NAČRTA	VRSTA NAČRTA	DATUM	MERILO	ŠT. LISTA
34/2022	07/2024	PZI	APRIL 2024	1:50	A2/2

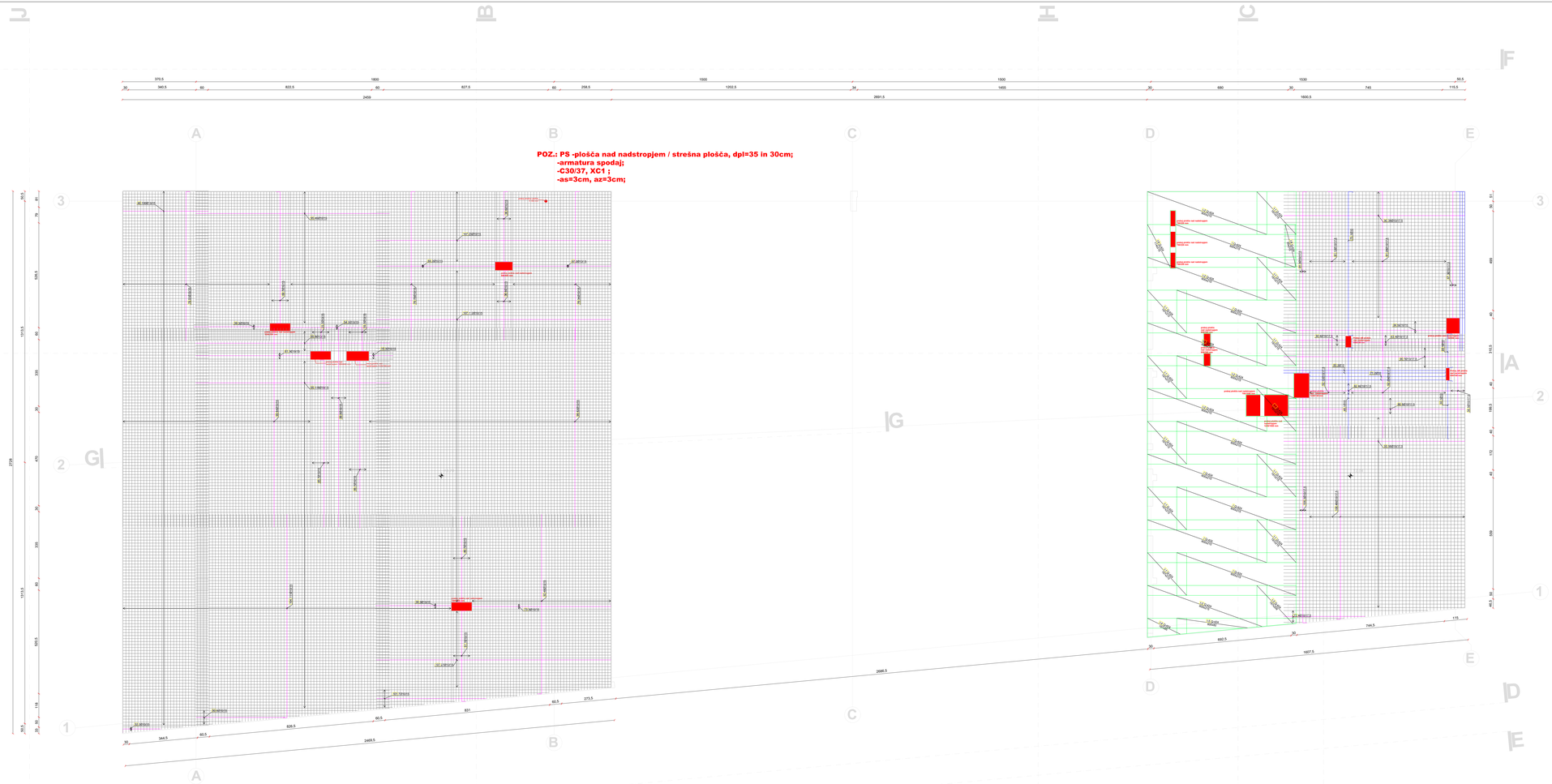

Pozicija: -PS -plošča nad nadstropjem / strešna plošča, armatura spodaj

Beton: C30/37, XC1

Armatura: B500B

Zaščitni sloj: 3cm

Opomba: -Dimenzije in pozicije prodorov strojnih inštalacij, preveriti v strojnih načrtih, ter ustrezno prilagoditi armaturo, oziroma narediti izsek na mrežah.
-Potrebno je ustrezno določiti višino jahačov na mestu samem.

SPREMEMBA	OPIS SPREMEMBE	DATUM

Marko Markoja	MARKO MARKOJA s.p. Projektiranje in tehnično svetovanje Podmelec 5, 3220 VELENJE	NAROČNIK / INVESTITOR: MESTNA OBČINA VELENJE Titov trg 1 3320 Velenje
OBJEKT / LOKACIJA / GRADNJA		NAZIVNI PODRE / VRSTNA: 2.0 NAČRT S PODROČJA GRADBENIŠTVA ARMATURNI NAČRTI PS Armatura spodaj
TIMPLIS 4.0		
NAZIV	NIE	ID ŠT: PODPIS
VODJA PROJEKTA	Ma Strukt. um.dipl.inž.arh.	DATA: 1.1.1997
POOBLAŠČENI INŽENIR	MARKO MARKOJA, um.dip.inž.arh.	DIS.N.: 0000
SODELUJOČI	Ma Strukt. um.dip.inž.arh.	
ST. PROJEKTA	ST. NAČRTA	VRSTA NAČRTA	DATUM	MERILO	ŠT. LISTA
04/2022	07/2024	PZI	APRIL 2024	1:50	A/3

[m2]
X.X

Pozicija: -PS -plošča nad nadstropjem / strešna plošča, dodatna armatura spodaj

Beton: C30/37, XC1

Armatura: B500B

Zaščitni sloj: 3cm

Opomba: -Dimenzije in pozicije prodorov strojnih inštalacij, preveriti v strojnih načrtih, ter ustrezno prilagoditi armaturo, oziroma narediti izsek na mrežah.
-Potrebno je ustrezno določiti višino jahačov na mestu samem.

SPREMEMBA	OPIS SPREMEMBE				DATUM
Marko Markoja projektiranje in tehnično svetovanje, s.p.	MARKO MARKOJA s.p. Projektiranje in tehnično svetovanje Prešernova 8, 3320 VELENJE	NAROČNIK / INVESTITOR: MESTNA OBČINA VELENJE Titov trg 1 3320 Velenje			
OBJEKT / LOKACIJA / GRADNJA		NASLOV RISBE / VSEBINA			
TecHUB i4.0		2.0.NAČRT S PODROČJA GRADBENIŠTVA ARMATURNI NAČRTI PS Dodatna armatura spodaj			
NAZIV	IME	ID. ŠT.	PODPIS		
VODJA PROJEKTA	Rok ŽEVART, univ.dipl.inž.arh.	ZAPS A-1367			
POOBLAŠČENI INŽENIR	MARKO MARKOJA, univ.dipl.inž.grad.	IZS G - 3082			
SODELAVCI	Vid Markota, mag.inž.grad				
ŠT. PROJEKTA	ŠT. NAČRTA	VRSTA NAČRTA	DATUM	MERILO	ŠT. LISTA
34/2022	07/2024	PZI	APRIL 2024	1:50	A24

POZ.: PS -plošča nad nadstropjem / strešna plošča, dpl=35 in 30cm;
-armatura zgoraj;
-C30/37, XC1 ;
-as=3cm, az=3cm;

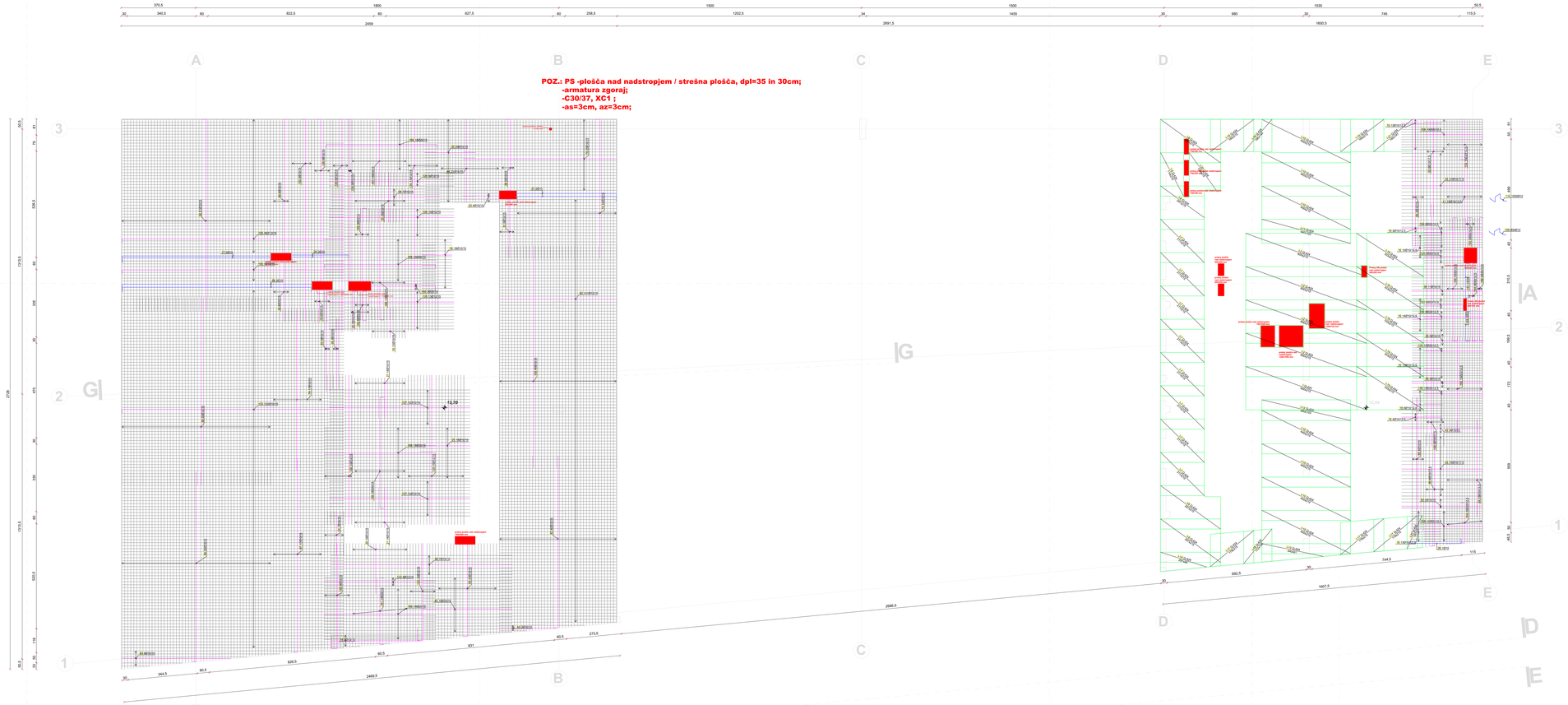

Pozicija:	-PS -plošča nad nadstropjem / strešna plošča, armatura zgoraj
Beton:	C30/37, XC1
Armatura:	B500B
Zaščitni sloj:	3cm
Opomba:	-Dimenzije in pozicije prodorov strojnih inštalacij, preveriti v strojnih načrtih, ter ustrezno prilagoditi armaturo, ozioroma narediti izsek na mrežah. -Potrebna je ustrezno določiti višino jahačov na mestu samem.

SPREMEMBA	OPIS SPREMEMBE	DATUM

Marko Markoški	MARKO MARKOŠKI s.p. Projektiranje in storitve inženiringa Podlehnik 5, 2250 PTUJ	NAROČNIK / INVESTITOR: MESTNA OBČINA VELENJE Titov trg 1 3320 Velenje	
OBJEKT / LOKACIJA / GRADNJA		NAZIVO PARIC / GRADBNA	
TraPHUB 4-5		2.0 NAČRT S PODROČJA GRADBENIŠTVA PS -PLOŠČA NAD NADSTROPJEM PS Armatura zgoraj	
NAZIV	IME	ID. Š.T.	PODPIS
VODJA PROJEKTA	Rok Šinkarš, univ.dipl.inž.arh	ZAPS A-1267	
POOBLAŠČENI INŽENIR	MARKO MARKOŠKI, univ.dipl.inž.grad	IZS G - 0664	
DIPLOMANT	Rok Šinkarš, univ.dipl.inž.arh		
ŠT. PROJEKTA	ŠT. NAČRTA	DATUM	MERILO	ŠT. LISTA
341/2022	ST/2024	APRIL 2024	1:50	A/0

[m2]
x.x

POZ.: PS -plošča nad nadstropjem / strešna plošča, dpl=35 in 30cm;
-dodatna armatura zgoraj;
-C30/37, XC1 ;
-as=3cm, az=3cm;

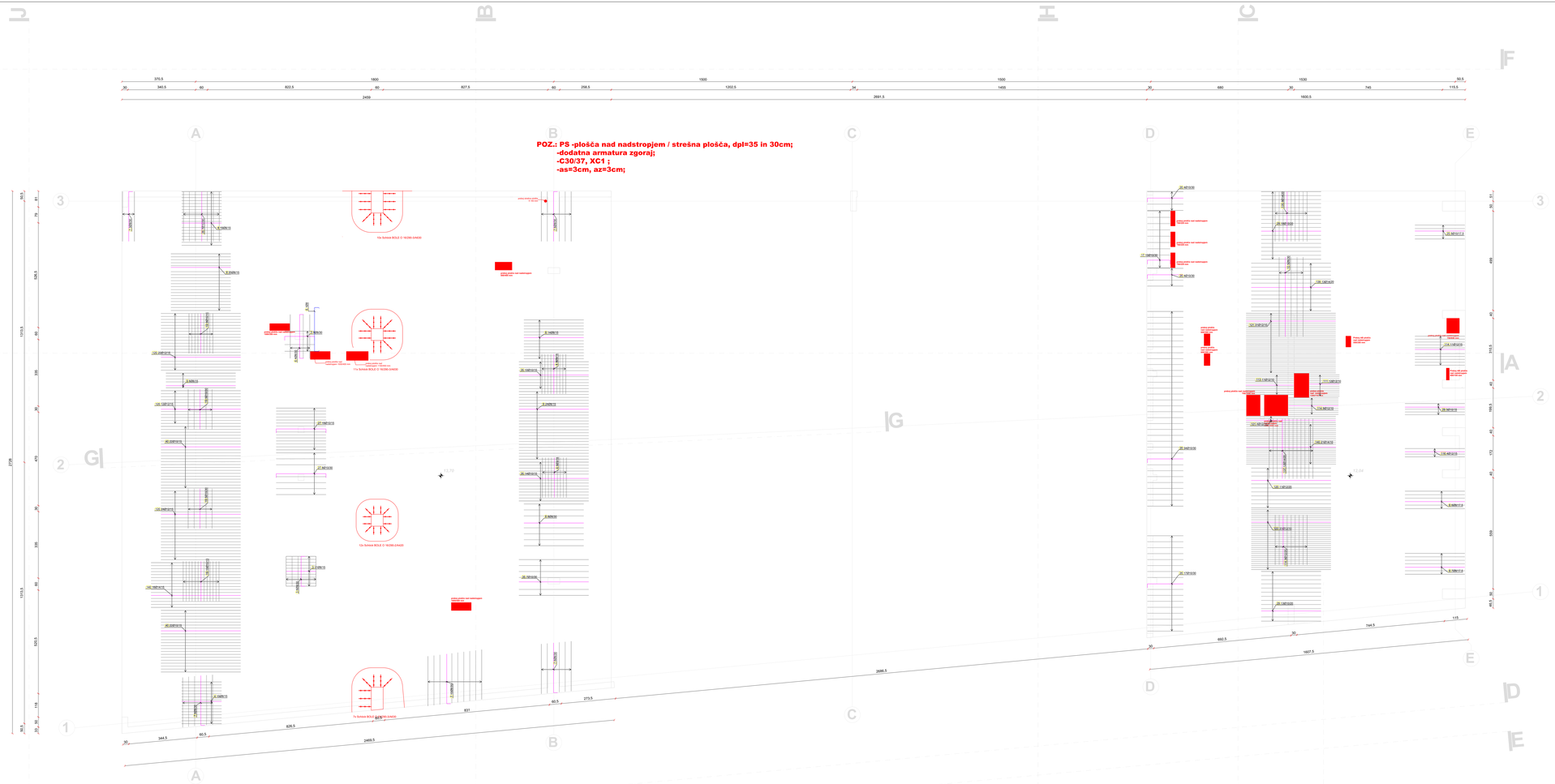

Pozicija: -PS -plošča nad nadstropjem / strešna plošča, dodatna armatura zgoraj

Beton: C30/37, XC1

Armatura: B500B

Zaščitni sloj: 3cm

Opomba: -Dimenzije in pozicije prodorov strojnih inštalacij, preveriti v strojnih načrtih, ter ustrezno prilagoditi armaturo, oziroma narediti izsek na mrežah.
-Potrebna je ustrezno določiti višino jahačov na mestu samem.

SPREMEMBA	OPIS SPREMEMBE	DATUM

Marko Markoški	MARKO MARKOŠKI s.p. Projektiranje in storitve inženiring Prapotnica 5, 3320 VELENJE	NAROČNIK / INVESTITOR: MESTNA OBČINA VELENJE Titov trg 1 3320 Velenje	
OBJEKT / LOKACIJA / GRADNJA		NAZIVO PARIC / GRADBENA	
TraPHUB 4 G		2.0 NAČRT S PODROČJA GRADBENIŠTVA PS-plošča nad nadstropjem PS-Dodatna armatura zgoraj	
NAZIV	IME	ID. Š.	PODPIS
VODJA PROJEKTA	Rok Šinkelt, univ.dipl.inž.arh.	ZGRS d.d.SI	
POOBLAŠČENI INŽENIR	MARKO MARKOŠKI, univ.dipl.inž.grad.	IZS G - 0664	
DIPLOMANT	Rok Šinkelt, univ.dipl.inž.arh.		
ŠT. PROJEKTA	ŠT. NAČRTA	VRSTA NAČRTA	DATUM	MERILO	ŠT. LISTA
341/2022	ST/2024	PD	APRIL 2024	1:50	A.N.

[m2]
x: X

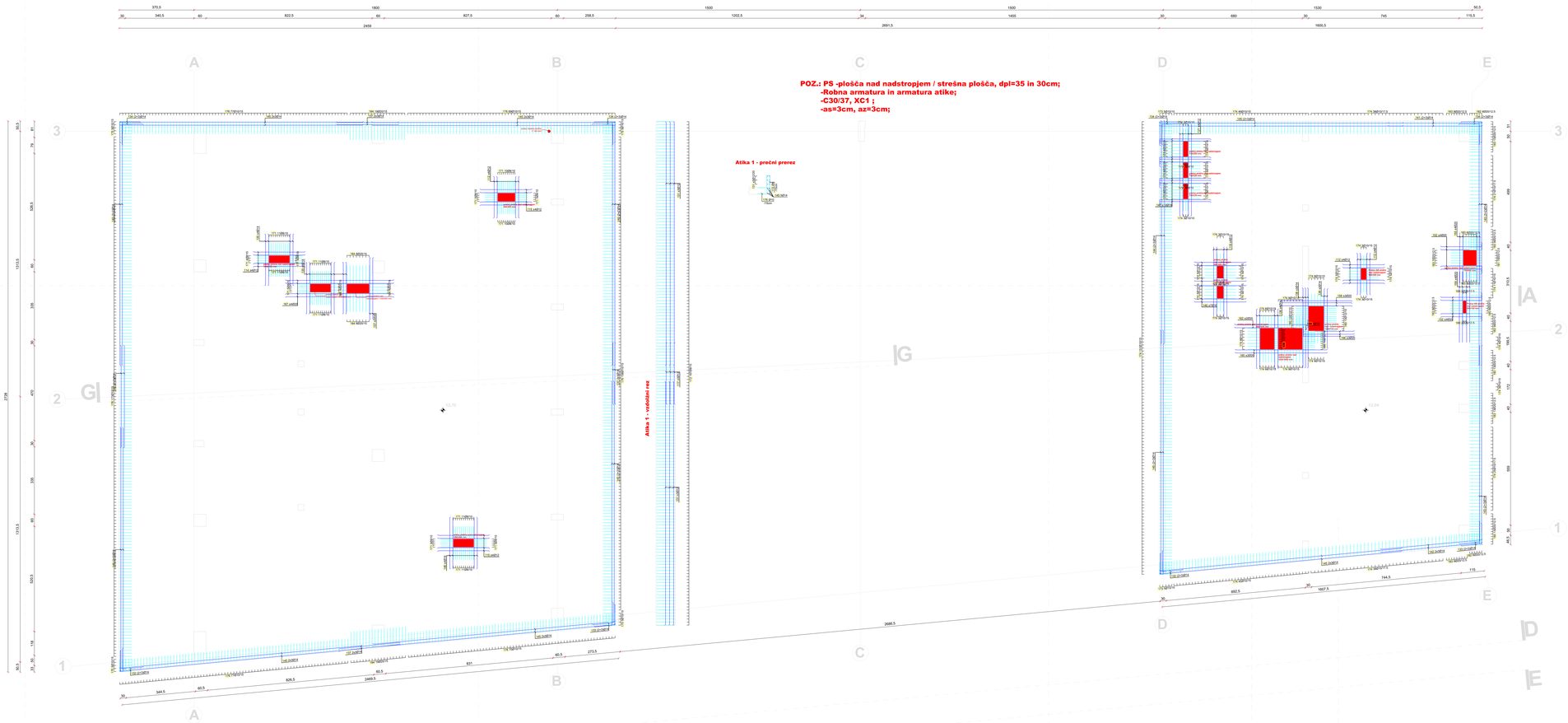

Pozicija: -PS -plošča nad nadstropjem / strešna plošča, robna armatura

Beton: C30/37, XC1

Armatura: B500B

Zaščitni sloj: 3cm

Opomba: -Dimenzije in pozicije prodorov strojnih inštalacij, preveriti v strojnih načrtih, ter ustrezno prilagoditi armaturo, oziroma narediti izsek na mrežah.
-Potrebno je ustrezno določiti višino jahačov na mestu samem.

SPREMEMBA	OPIS SPREMEMBE	DATUM

Marko Markoja	MARKO MARKOJA s.p. Prijetnega in ustvarjalnega Podmeja 5, 3220 VOJNIK	NAROČNIK / INVESTITOR: MESTNA OBČINA VELENJE Titov trg 1 3320 Velenje	
OBJEKT / LOKACIJA / OPIS/NAJ: TRIHUB 4.0		NAZIVNA RAZIŠ / VSEBINA: 2.0 NAČRT S PODROČJA GRADBENIŠTVA ARMATURNI NAČRTI PS Robna armatura	
NAZIV	NR.	ID. ST.	PODPIS
VODJA PROJEKTA	Ne Dolnšt. uni.dipl.inž.arh.	ZAPS 1-1007	
POOBLAŠČENI INŽENIR	MARKO MARKOJA, uni.dipl.inž.arh.	ZA S. 1002	
ZAGOTOVIL	Ne Dolnšt. uni.dipl.inž.arh.		
ST. PROJEKTA	ST. NAČRTA	DATUM	MERILO	ŠT. LISTA
34/2022	07/2024	PO	APRIL 2024	1:50	A/2

POZ.: PNS - plošča nad sušilnico, dpl=20cm;
-armatura spodaj in armatura atike;
-C30/37, XC1 ;
-a=3;

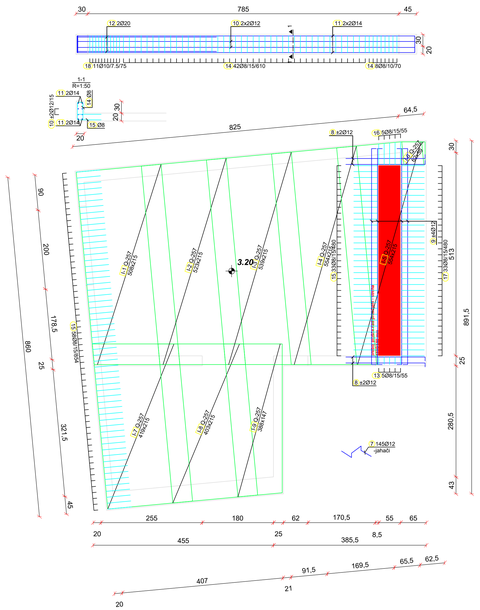

POZ.: PNS - plošča nad sušilnico, dpl=20cm;
-armatura zgoraj;
-C30/37, XC1 ;
-a=3;

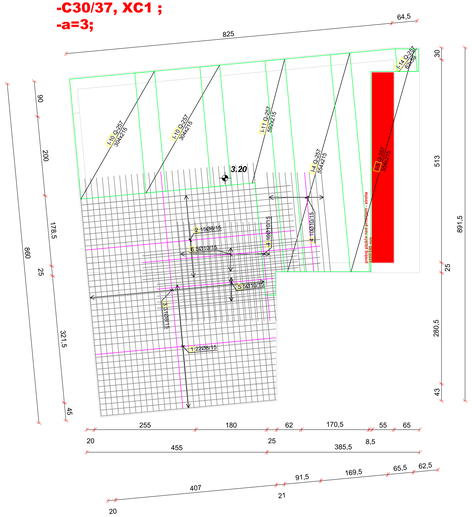

POZ.: PZS - plošča nad zunanjim stopniščem, dpl=20cm;
-armatura spodaj;
-C30/37, XC4, XF3, XD1 dodatek xypex;
-a=3;

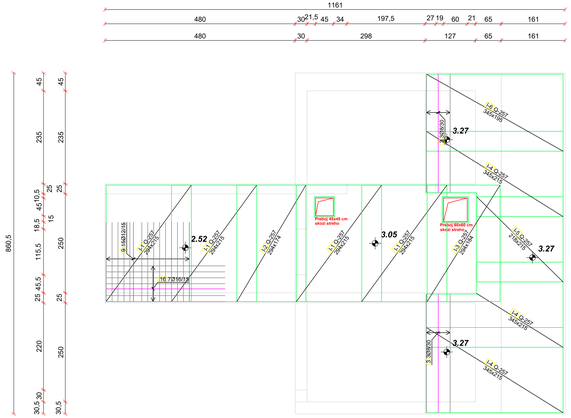

POZ.: PZS - plošča nad zunanjim stopniščem, dpl=20cm;
-armatura zgoraj;
-C30/37, XC4, XF3, XD1 dodatek xypex;
-a=3;

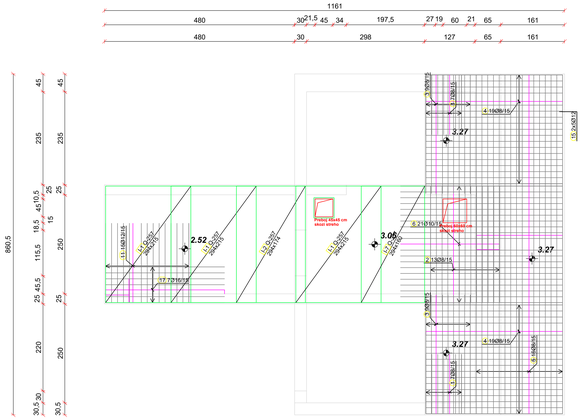

POZ.: PZS - plošča nad zunanjim stopniščem, dpl=20cm;
-robna armatura;
-C30/37, XC4, XF3, XD1 dodatek xypex;
-a=3;

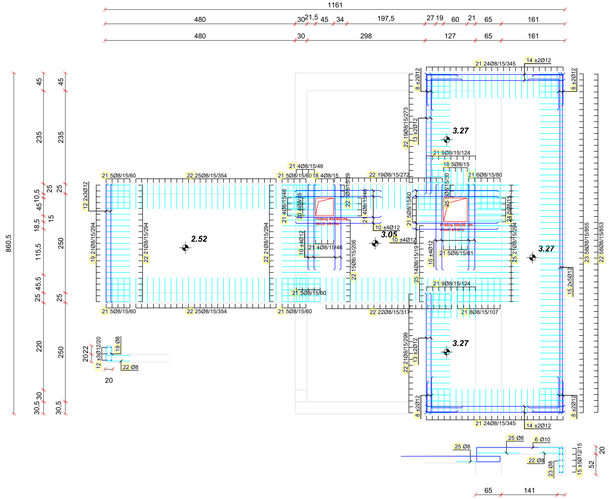

POZ.: PD - plošči nad dvigalom, dpl=20cm;
-armatura zgoraj in spodaj;
-C30/37, XC1 ;
-a=3;

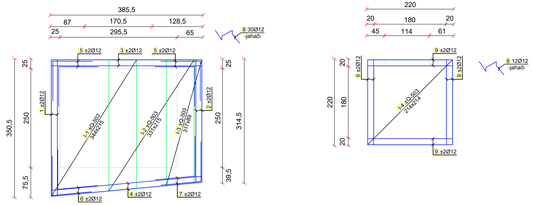

Pozicija: -PZS - plošča nad zunanjim stopniščem, dpl=20cm, armatura spodaj in zgoraj
-PNS - plošča nad sušilnico, dpl=20cm, armatura spodaj in zgoraj
-PD - plošči nad dvigalom, dpl=20cm, armatura spodaj in zgoraj

Beton: PZS -C30/37, XC4, XF3, XD1 dodatek xypex
PNS,PD - C30/37, XC1

Armatura: B500B

Zaščitni sloj: Spodaj in na na strani 5cm, zgoraj 3cm

Opomba: -Dimenzije in pozicije prodorov strojnih inštalacij, preveriti v strojnih načrtih, ter ustrezno prilagoditi armaturo, oziroma narediti izsek na mrežah.
-Potrebno je ustrezno določiti višino jahačov na mestu samem.
-Pri zmrzlinski gredi pozicija PZS je zaščitni sloj 5 cm in razred betona C30/37 XC2
-Pri poziciji PZS pozicijo 2 in 6 prilagoditi preboju

SPREMEMBA	OPIS SPREMEMBE	DATUM

Marko Markoja	MARKO MARKOJA s.p. Projektiranje in tehnično svetovanje Prešernova 8, 3320 VELENJE	NAROČNIK / INVESTITOR: MESTNA OBČINA VELENJE, Titov trg 1, 3320 Velenje	
OBJEKT / LOKACIJA / GRADNJA		NASLOV RISBE / VSEBINA	
TecHUB I4.0		2.0.NAČRT S PODROČJA GRADBENIŠTVA ARMATURNI NAČRTI PZS, PNS, PD	

NAZIV	IME	ID. ŠT.	PODPIS
VODJA PROJEKTA	Rok ŽEVART, univ.dipl.inž.arh.	ZAPS A-1367	
PODELAŽAČENI INŽENIR	MARKO MARKOJA, univ.dipl.inž.gradb.	IZS G - 3082	
SODELAVCI	Vid Markoja, mag.inž.grad		

ŠT. PROJEKTA	ŠT. NAČRTA	VRSTA NAČRTA	DATUM	MERILO	ŠT. LISTA
34/2022	07/2024	PZI	APRIL 2024	1:50	A28

[m2]
x.x

Palice - specifikacija (POZ: PD - Temeljne plošče dvigalnih jaškov) (1 kom)						
ozn	oblika in mere [cm]	Ø	lg [m]	n [kos]	lgn [m]	Teža pozicije [kg]
1	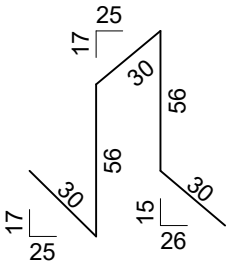	12	2.02	100	202.00	185.84
2	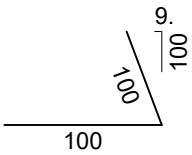	14	2.00	24	48.00	60.10
3	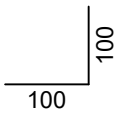	14	2.00	96	192.00	240.38
4	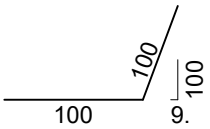	14	2.00	17	34.00	42.57
5		14	2.00	2	4.00	5.01
6		14	2.40	2	4.80	6.01
7	301	14	3.01	20	60.20	75.37
8	302	14	3.02	20	60.40	75.62
9	320	14	3.20	20	64.00	80.13
10	340	14	3.40	40	136.00	170.27
11	342	14	3.42	20	68.40	85.64
12	350	14	3.50	3	10.50	13.15
13	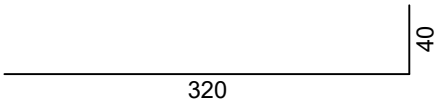	14	3.60	2	7.20	9.01
14	381	14	3.81	40	152.40	190.80
15		14	3.81	46	175.26	219.43
16	384	14	3.84	22	84.48	105.77

Palice - specifikacija (POZ: PD - Temeljne plošče dvigalnih jaškov) (1 kom)

ozn	oblika in mere [cm]	Ø	lg [m]	n [kos]	lgn [m]	Teža pozicije [kg]
17	340 40 40	14	4.20	54	226.80	283.95
18	420	14	4.20	22	92.40	115.68
19	422	14	4.22	5	21.10	26.42
20	a 40 40 2 x : a = 320, 322, 323, 324, 326, 327, 329, 330, 331, 333, 334, 336, 337, 338, 340, 341, 343, 344, 345, 347, 348	14	*4.14	2 x 21	173.96	217.80
21	381 40 40	14	4.61	48	221.28	277.04
22	a 40 40 2 x : a = 350, 352, 353, 354, 356, 357, 359, 360, 361, 363, 364, 366, 367, 368, 370, 371, 373, 374, 375, 377, 378, 380, 381, 382, 384, 385, 387, 388, 389	14	*4.50	2 x 29	260.88	326.62
23	420 40 40	14	5.00	50	250.00	313.00
24	100 59 100	14	2.59	278	720.02	901.47
25	100 62 100	14	2.62	267	699.54	875.82
26	169 59 15 59 169	14	5.45	100	545.00	682.34
27	172 59 15 59 172	14	5.51	90	495.90	620.87

Palice - specifikacija (POZ: PD - Temeljne plošče dvigalnih jaškov) (1 kom)						
ozn	oblika in mere [cm]	Ø	lg [m]	n [kos]	lgn [m]	Teža pozicije [kg]
28	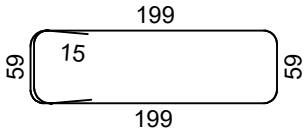	14	6.05	27	163.35	204.51
29	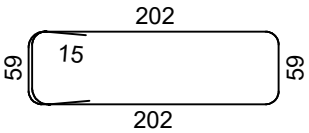	14	6.11	29	177.19	221.84
Skupaj						6632.46

Palice - specifikacija (POZ: PČ - Temeljne plošče črpalnih jaškov) (2 kom)						
ozn	oblika in mere [cm]	Ø	lg [m]	n [kos]	lgn [m]	Teža pozicije [kg]
1	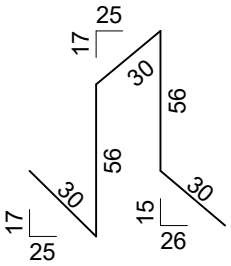	12	2.02	30	60.60	55.75
2	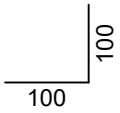	14	2.00	96	192.00	240.38
3	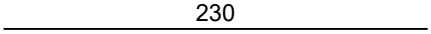	14	2.30	80	184.00	230.37
4	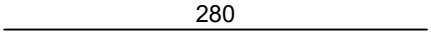	14	2.80	80	224.00	280.45
5	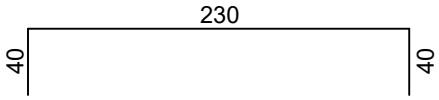	14	3.10	80	248.00	310.50
6	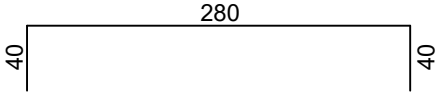	14	3.60	68	244.80	306.49
7	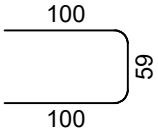	14	2.59	128	331.52	415.06
8	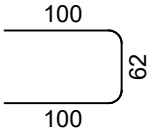	14	2.62	160	419.20	524.84
9	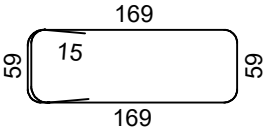	14	5.45	64	348.80	436.70
10	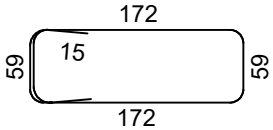	14	5.51	80	440.80	551.88
Skupaj						3352.42

Palice - specifikacija (POZ: TPZD - Temeljne plošča zunanjega dvigala) (1 kom)						
ozn	oblika in mere [cm]	Ø	lg [m]	n [kos]	lgn [m]	Teža pozicije [kg]
1	142	8	1.42	14	19.88	8.13
2	200	8	2.00	1	2.00	0.82
3	350	8	3.50	40	140.00	57.26
4	600	8	6.00	15	90.00	36.81
5	120	10	1.20	22	26.40	17.13
6	150	10	1.50	6	9.00	5.84
7	200	10	2.00	11	22.00	14.28
8	230	10	2.30	64	147.20	95.53
9	250	10	2.50	15	37.50	24.34
10	270	10	2.70	7	18.90	12.27
11	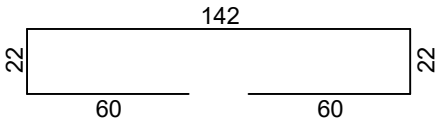	10	3.06	3	9.18	5.96
12	320	10	3.20	6	19.20	12.46
13	385	10	3.85	9	34.65	22.49
14	450	10	4.50	5	22.50	14.60
15	550	10	5.50	5	27.50	17.85
16	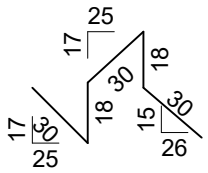	12	1.26	75	94.50	86.94
17	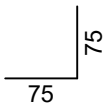	12	1.50	32	48.00	44.16
18	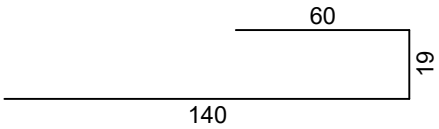	12	2.19	6	13.14	12.09
19	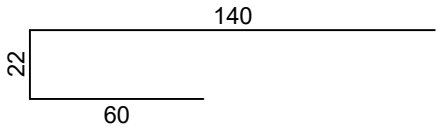	12	2.22	6	13.32	12.25
20	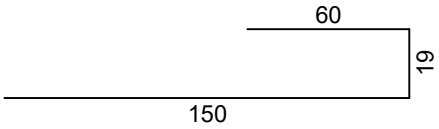	12	2.29	7	16.03	14.75

Palice - specifikacija (POZ: TPZD - Temeljne plošča zunanjega dvigala) (1 kom)						
ozn	oblika in mere [cm]	Ø	lg [m]	n [kos]	lgn [m]	Teža pozicije [kg]
21	230	12	2.30	16	36.80	33.86
22	180; 19; 60	12	2.59	11	28.49	26.21
23	200; 22; 60	12	2.82	14	39.48	36.32
24	300	12	3.00	11	33.00	30.36
25	142; 22; 22; 60; 60	12	3.06	6	18.36	16.89
26	350	12	3.50	8	28.00	25.76
27	385	12	3.85	4	15.40	14.17
28	385	12	3.85	8	30.80	28.34
29	844	12	8.44	8	67.52	62.12
30	105; 75	14	1.80	44	79.20	99.16
31	200; 22; 75	14	2.97	5	14.85	18.59
32	80; 18; 160	16	2.58	12	30.96	50.71
33	300	16	3.00	5	15.00	24.57
34	300	16	3.00	4	12.00	19.66
35	142; 22; 22; 60; 60	16	3.06	4	12.24	20.05
36	350; 22; 90	16	4.62	6	27.72	45.41

Palice - specifikacija (POZ: TPZD - Temeljne plošča zunanjega dvigala) (1 kom)						
ozn	oblika in mere [cm]	Ø	lg [m]	n [kos]	lgn [m]	Teža pozicije [kg]
37	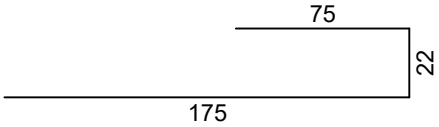	18	2.72	9	24.48	53.12
38	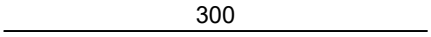	18	3.00	6	18.00	39.06
39	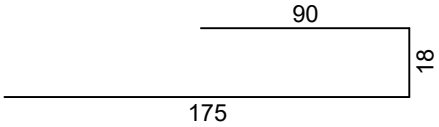	20	2.83	13	36.79	93.81
40	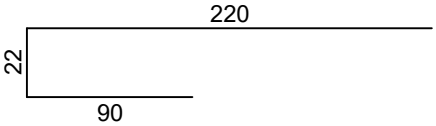	20	3.32	7	23.24	59.26
41	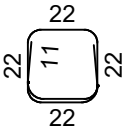	10	1.32	13	17.16	11.14
42	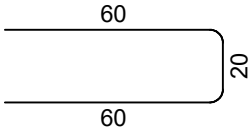	10	1.40	64	89.60	58.15
43	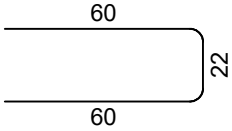	10	1.42	160	227.20	147.45
44	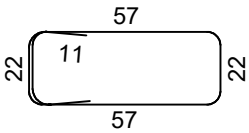	10	2.02	7	14.14	9.18
45	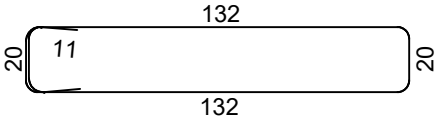	10	3.46	58	200.68	130.24
46	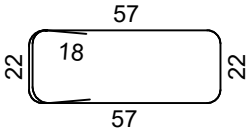	16	2.16	5	10.80	17.69
Skupaj						1687.23

Palice - specifikacija (POZ: DPT - Dilatirana plavajoča plošča) (1 kom)						
ozn	oblika in mere [cm]	Ø	lg [m]	n [kos]	lgn [m]	Teža pozicije [kg]
1	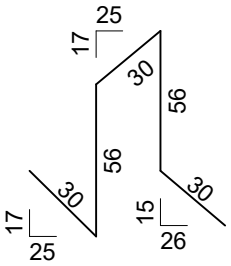	12	2.02	105	212.10	195.13
2	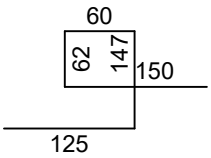	14	5.44	13	70.72	88.54
3	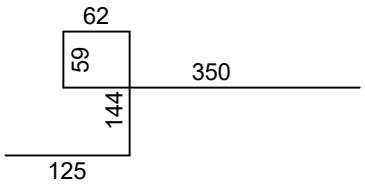	14	7.40	46	340.40	426.18
4	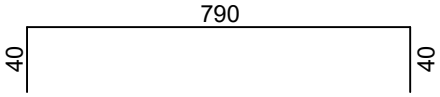	14	8.70	100	870.00	1089.24
5	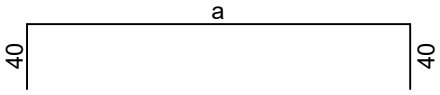 2 x : a = 811, 812, 814, 815, 816, 818, 819, 821, 822, 823, 825, 826, 827, 829, 830, 832, 833, 834, 836, 837, 839, 840, 841, 843, 844, 846, 847, 848, 850, 851, 853, 854, 855, 857, 858, 859, 861, 862, 864, 865, 866, 868, 869, 871	14	*9.21	2 x 44	810.22	1014.40
6	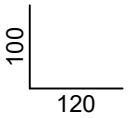	16	2.20	96	211.20	345.95
7	790	16	7.90	20	158.00	258.80
8	800	16	8.00	20	160.00	262.08
9	865	16	8.65	20	173.00	283.37
10	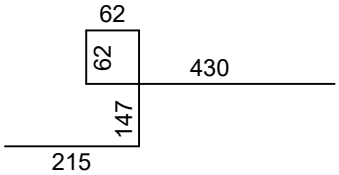	16	9.16	25	229.00	375.10
11	790	20	7.90	20	158.00	402.90

Palice - specifikacija (POZ: DPT - Dilatirana plavajoča plošča) (1 kom)						
ozn	oblika in mere [cm]	Ø	lg [m]	n [kos]	lgn [m]	Teža pozicije [kg]
12	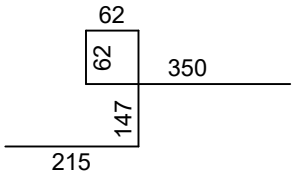	20	8.36	32	267.52	682.18
13	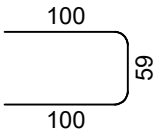	14	2.59	88	227.92	285.36
14	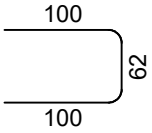	14	2.62	110	288.20	360.83
15	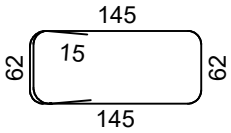	14	5.06	67	339.02	424.45
16	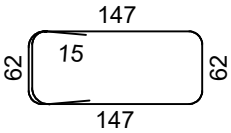	14	5.10	33	168.30	210.71
17	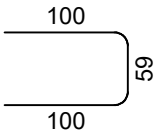	16	2.59	76	196.84	322.42
18	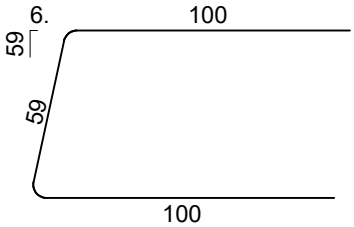	16	2.59	16	41.44	67.88
19	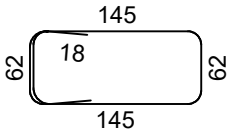	16	5.12	22	112.64	184.50
20	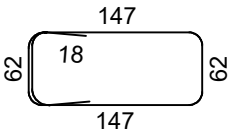	16	5.16	25	129.00	211.30
21	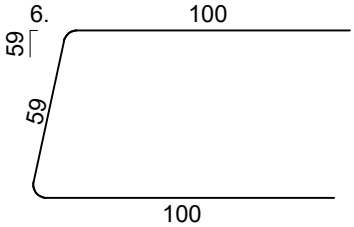	20	2.59	16	41.44	105.67

Palice - specifikacija (POZ: DPT - Dilatirana plavajoča plošča) (1 kom)						
ozn	oblika in mere [cm]	Ø	lg [m]	n [kos]	lgn [m]	Teža pozicije [kg]
22	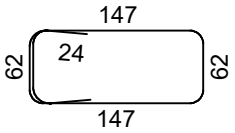	20	5.28	32	168.96	430.85
Skupaj						8027.85

Palice - specifikacija (POZ.: TP -temeljna plošča, dpl=70cm;) (1 kom)

ozn	oblika in mere [cm]	Ø	lg [m]	n [kos]	lgn [m]	Teža pozicije [kg]
1	250	8	2.50	11	27.50	11.25
2	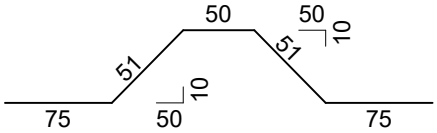	8	3.02	13	39.26	16.06
3	350	8	3.50	14	49.00	20.04
4	400	8	4.00	47	188.00	76.89
5	500	8	5.00	85	425.00	173.82
6	280	10	2.80	9	25.20	16.35
7	300	10	3.00	61	183.00	118.77
8	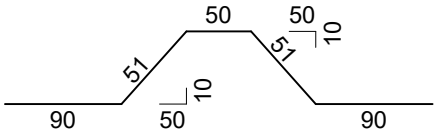	10	3.32	4	13.28	8.62
9	350	10	3.50	13	45.50	29.53
10	450	10	4.50	13	58.50	37.97
11	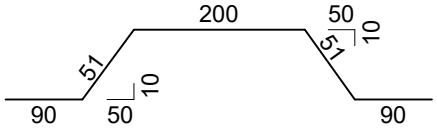	10	4.82	14	67.48	43.79
12	500	10	5.00	32	160.00	103.84
13	550	10	5.50	54	297.00	192.75
14	600	10	6.00	18	108.00	70.09
15	200	12	2.00	12	24.00	22.08
16	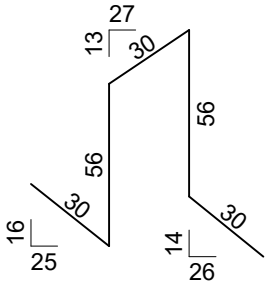	12	2.02	5900	11918.00	10964.56
17	300	12	3.00	91	273.00	251.16
18	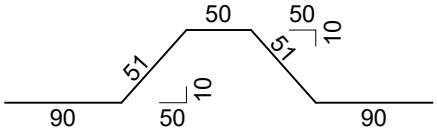	12	3.32	27	89.64	82.47
19	350	12	3.50	149	521.50	479.78
20	400	12	4.00	33	132.00	121.44

Palice - specifikacija (POZ.: TP -temeljna plošča, dpl=70cm;) (1 kom)						
ozn	oblika in mere [cm]	Ø	lg [m]	n [kos]	lgn [m]	Teža pozicije [kg]
21	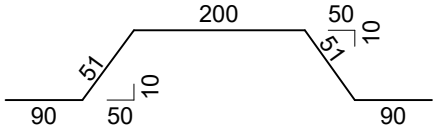	12	4.82	14	67.48	62.08
22	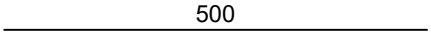	12	5.00	13	65.00	59.80
23		14	1.74	3	5.22	6.54
24		14	1.77	26	46.02	57.62
25	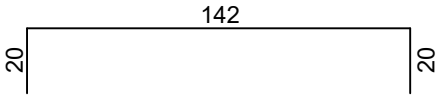	14	1.82	1	1.82	2.28
26	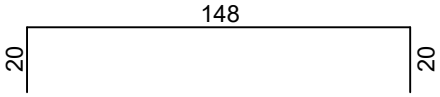	14	1.88	1	1.88	2.35
27	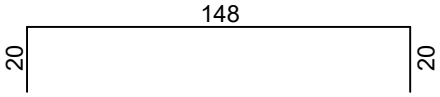	14	1.88	8	15.04	18.83
28	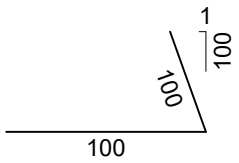	14	2.00	6	12.00	15.02
29	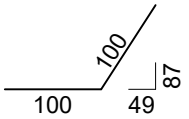	14	2.00	6	12.00	15.02
30	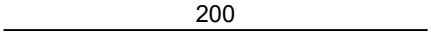	14	2.00	4	8.00	10.02
31	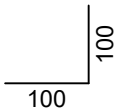	14	2.00	6	12.00	15.02
32	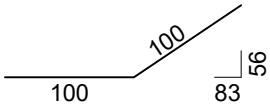	14	2.00	6	12.00	15.02
33	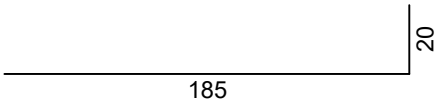	14	2.05	14	28.70	35.93
34	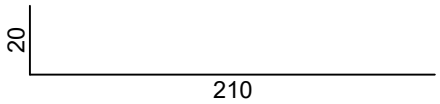	14	2.30	24	55.20	69.11

Palice - specifikacija (POZ.: TP -temeljna plošča, dpl=70cm;) (1 kom)

ozn	oblika in mere [cm]	Ø	lg [m]	n [kos]	lgn [m]	Teža pozicije [kg]
35	197 20 20	14	2.37	54	127.98	160.23
36	100 100 150 9.	14	2.50	6	15.00	18.78
37	270	14	2.70	7	18.90	23.66
38	250 20	14	2.70	27	72.90	91.27
39	300	14	3.00	32	96.00	120.19
40	290 20	14	3.10	3	9.30	11.64
41	275 20 20	14	3.15	5	15.75	19.72
42	284 20 20	14	3.24	5	16.20	20.28
43	320 20	14	3.40	46	156.40	195.81
44	306 20 20	14	3.46	27	93.42	116.96
45	350	14	3.50	41	143.50	179.66
46	a a = 352, 350, 349, 347, 346, 345, 343, 342, 340, 339, 338, 336, 335, 333, 332, 331, 329, 328, 326, 325, 324, 322, 321, 320, 318, 317, 315, 314, 313, 311, 310, 308, 307, 306, 304, 303, 301, 300, 299, 297	14	*3.24	1 x 40	129.76	162.46
47	324 20 20	14	3.64	3	10.92	13.67
48	370	14	3.70	5	18.50	23.16
49	372	14	3.72	6	22.32	27.94

Palice - specifikacija (POZ.: TP -temeljna plošča, dpl=70cm;) (1 kom)						
ozn	oblika in mere [cm]	Ø	lg [m]	n [kos]	lgn [m]	Teža pozicije [kg]
50	a a = 358, 359, 361, 362, 363, 365, 366, 368, 369, 370, 372, 373, 375	14	*3.66	1 x 13	47.61	59.61
51	50 50 51 51 10 10 125 50 100	14	3.77	8	30.16	37.76
52	a a = 360, 361, 363, 364, 365, 367, 368, 370, 371, 372, 374, 375, 377, 378, 379, 381, 382, 384, 385, 386, 388	14	*3.74	1 x 21	78.50	98.28
53	20 370	14	3.90	14	54.60	68.36
54	394	14	3.94	6	23.64	29.60
55	a a = 372, 373, 375, 376, 378, 379, 380, 382, 383, 385, 386, 388, 389, 390, 392, 393, 395, 396, 398, 399	14	*3.85	1 x 20	77.09	96.52
56	50 50 51 51 10 10 125 50 125	14	4.02	166	667.32	835.48
57	368 20 20	14	4.08	9	36.72	45.97
58	a a = 201, 411	14	*3.06	1 x 2	6.12	7.66
59	a a = 402, 404, 405, 406, 408, 409, 411	14	*4.06	1 x 7	28.45	35.62
60	a a = 419, 418, 417, 415, 414, 413, 411, 410	14	*4.15	1 x 8	33.17	41.53
61	420	14	4.20	10	42.00	52.58
62	260 62 100	14	4.22	22	92.84	116.24
63	430	14	4.30	21	90.30	113.06

Palice - specifikacija (POZ.: TP -temeljna plošča, dpl=70cm;) (1 kom)						
ozn	oblika in mere [cm]	Ø	lg [m]	n [kos]	lgn [m]	Teža pozicije [kg]
64	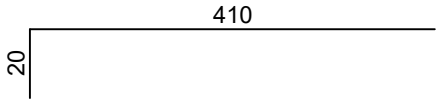	14	4.30	10	43.00	53.84
65	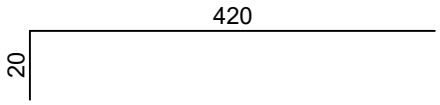	14	4.40	27	118.80	148.74
66	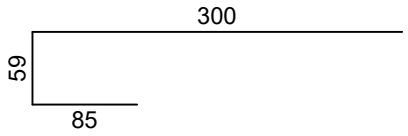	14	4.44	16	71.04	88.94
67	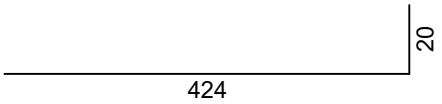	14	4.44	3	13.32	16.68
68	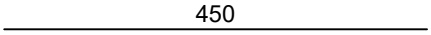	14	4.50	12	54.00	67.61
69	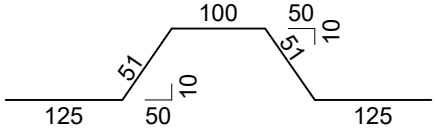	14	4.52	13	58.76	73.57
70	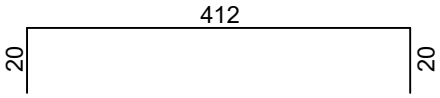	14	4.52	7	31.64	39.61
71	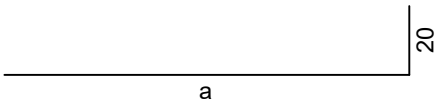 a = 94, 265, 435	14	*2.85	1 x 3	8.54	10.69
72	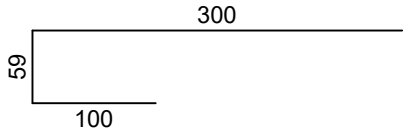	14	4.59	12	55.08	68.96
73	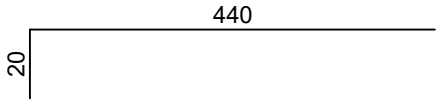	14	4.60	21	96.60	120.94
74	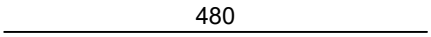	14	4.80	77	369.60	462.74
75	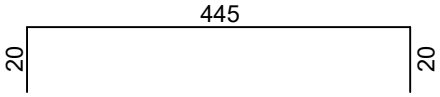	14	4.85	7	33.95	42.51
76	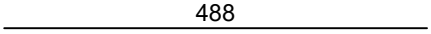	14	4.88	13	63.44	79.43
77	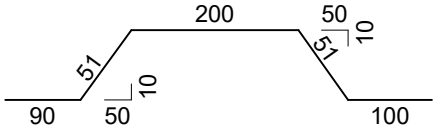	14	4.92	9	44.28	55.44
78	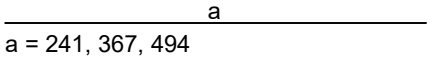 a = 241, 367, 494	14	*3.67	1 x 3	11.02	13.80

Palice - specifikacija (POZ.: TP -temeljna plošča, dpl=70cm;) (1 kom)						
ozn	oblika in mere [cm]	Ø	lg [m]	n [kos]	lgn [m]	Teža pozicije [kg]
79	100, 62, 350	14	5.12	21	107.52	134.62
80	200, 51, 51, 10, 10, 125, 50, 50, 87	14	5.14	3	15.42	19.31
81	515	14	5.15	1	5.15	6.45
82	200, 51, 51, 10, 10, 125, 50, 50, 90	14	5.17	17	87.89	110.04
83	520	14	5.20	52	270.40	338.54
84	500, 20	14	5.20	27	140.40	175.78
85	a a = 521, 513, 505, 497, 488, 480, 472, 464, 455, 447, 439, 431, 423, 414, 406, 398, 390, 382, 373, 365, 357, 349, 340, 332, 324, 316, 308, 299, 291, 283, 275, 267, 258, 250, 242, 234, 225, 217, 209, 201, 193, 184, 176, 168, 160	14	*3.40	1 x 45	153.21	191.82
86	a a = 205, 365, 526	14	*3.65	1 x 3	10.96	13.72
87	489, 20, 20	14	5.29	6	31.74	39.74
88	530	14	5.30	1	5.30	6.64
89	491, 20, 20	14	5.31	45	238.95	299.17
90	540	14	5.40	61	329.40	412.41
91	380, 62, 100	14	5.42	25	135.50	169.65
92	525, 20	14	5.45	1	5.45	6.82

Palice - specifikacija (POZ.: TP -temeljna plošča, dpl=70cm;) (1 kom)

ozn	oblika in mere [cm]	Ø	lg [m]	n [kos]	lgn [m]	Teža pozicije [kg]
93	400 62 85	14	5.47	501	2740.47	3431.07
94	530 20	14	5.50	19	104.50	130.83
95	200 51 51 10 10 125 50 50 125	14	5.52	36	198.72	248.80
96	a 20 a = 483, 485, 486, 488, 489, 490, 492, 493, 495, 496, 497, 499, 500, 502, 503, 504, 506, 507, 509, 510, 512, 513, 514, 516, 517, 519, 520, 521, 523, 524, 526, 527, 528, 530, 531, 533, 534, 536	14	*5.29	1 x 38	201.18	251.88
97	540 20	14	5.60	3	16.80	21.03
98	560	14	5.60	17	95.20	119.19
99	550 20	14	5.70	9	51.30	64.23
100	a a = 573, 572, 570, 569, 567, 566, 565, 563, 562, 561, 559, 558, 556, 555, 554, 552, 551, 549, 548, 547, 545, 544, 542	14	*5.58	1 x 23	128.28	160.61
101	580	14	5.80	2	11.60	14.52
102	a a = 594, 593, 591, 590, 589, 587, 586, 584, 583, 582, 580, 579, 578, 576, 575, 573, 572, 571	14	*5.82	1 x 18	104.83	131.25
103	a a = 294, 447, 600	14	*4.47	1 x 3	13.41	16.79
104	600	14	6.00	49	294.00	368.09

Palice - specifikacija (POZ.: TP -temeljna plošča, dpl=70cm;) (1 kom)						
ozn	oblika in mere [cm]	Ø	lg [m]	n [kos]	lgn [m]	Teža pozicije [kg]
105	a a = 548, 550, 551, 552, 554, 555, 557, 558, 560, 561, 562, 564, 565, 567, 568, 569, 571, 572, 574, 575, 576, 578, 579, 581, 582, 583, 585, 586, 588, 589, 590, 592, 593, 595, 596, 597, 599, 600, 602, 603, 604	14	*5.76	1 x 41	236.31	295.86
106	610	14	6.10	65	396.50	496.42
107	460 62 100	14	6.22	45	279.90	350.43
108	630	14	6.30	13	81.90	102.54
109	a a = 643, 616, 589, 562, 534, 507, 480, 453, 426, 399, 372, 344, 317, 290, 263, 236, 209, 182, 154, 127, 100	14	*3.72	1 x 21	78.03	97.69
110	a a = 569, 571, 572, 574, 575, 576, 578, 579, 581, 582, 583, 585, 586, 588, 589, 590, 592, 593, 595, 596, 597, 599, 600, 602, 603, 604, 606, 607, 609, 610, 611, 613, 614, 616, 617, 618, 620, 621, 623, 624, 625, 627, 628, 630, 631, 632, 634, 635, 637, 638, 639, 641, 642, 644, 645, 646, 648, 649, 651, 652, 653, 655	14	*6.12	1 x 62	379.50	475.13
111	100 62 500	14	6.62	265	1754.30	2196.38
112	507 59 100	14	6.66	7	46.62	58.37
113	510 59 100	14	6.69	17	113.73	142.39
114	a a = 241, 387, 533, 679	14	*4.60	1 x 4	18.40	23.04
115	a a = 241, 387, 533, 680	14	*4.60	1 x 4	18.41	23.05

Palice - specifikacija (POZ.: TP -temeljna plošča, dpl=70cm;) (1 kom)						
ozn	oblika in mere [cm]	Ø	lg [m]	n [kos]	lgn [m]	Teža pozicije [kg]
116		14	6.89	13	89.57	112.14
117	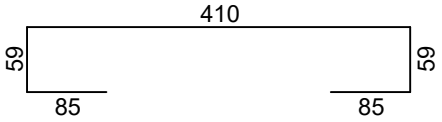	14	6.98	7	48.86	61.17
118	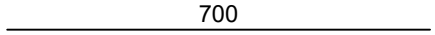	14	7.00	27	189.00	236.63
119	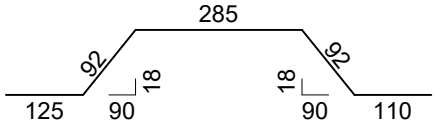	14	7.04	54	380.16	475.96
120	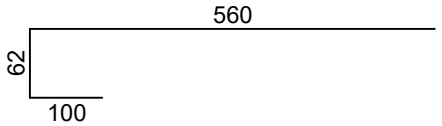	14	7.22	23	166.06	207.91
121	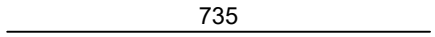	14	7.35	6	44.10	55.21
122	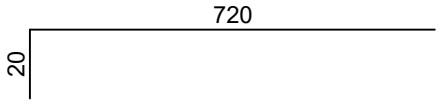	14	7.40	32	236.80	296.47
123	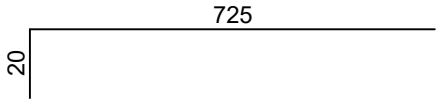	14	7.45	27	201.15	251.84
124	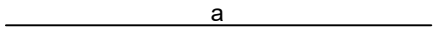 a = 738, 739, 741, 742, 744, 745, 747, 748	14	*7.43	1 x 8	59.44	74.42
125	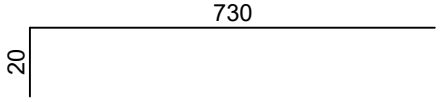	14	7.50	13	97.50	122.07
126	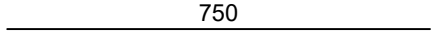	14	7.50	56	420.00	525.84
127	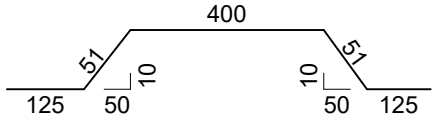	14	7.52	13	97.76	122.40
128	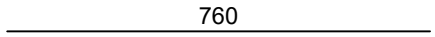	14	7.60	389	2956.40	3701.41

Palice - specifikacija (POZ.: TP -temeljna plošča, dpl=70cm;) (1 kom)						
ozn	oblika in mere [cm]	Ø	lg [m]	n [kos]	lgn [m]	Teža pozicije [kg]
129	a a = 614, 616, 617, 618, 620, 621, 623, 624, 625, 627, 628, 630, 631, 632, 634, 635, 637, 638, 639, 641, 642, 644, 645, 646, 648, 649, 651, 652, 653, 655, 656, 658, 659, 660, 662, 663, 665, 666, 667, 669, 670, 672, 673, 674, 676, 677, 679, 680, 681, 683, 684, 686, 687, 688, 690, 691, 693, 694, 695, 697, 698, 700, 701, 702, 704, 705, 707, 708, 709, 711, 712, 714, 715, 716, 718, 719, 721, 722, 723, 725, 726, 728, 729, 730, 732, 733, 735, 736, 737, 739, 740, 742, 743, 744, 746, 747, 749, 750, 751, 753, 754, 756, 757, 758, 760, 761, 763, 764, 765, 767	14	*6.91	1 x 110	759.55	950.96
130	770	14	7.70	167	1285.90	1609.95
131	780	14	7.80	7	54.60	68.36
132	a a = 422, 603, 783	14	*6.03	1 x 3	18.08	22.64
133	640 59 85	14	7.84	242	1897.28	2375.39
134	a a = 735, 737, 738, 739, 741, 742, 744, 745, 746, 748, 749, 751, 752, 753, 755, 756, 758, 759, 760, 762, 763, 765, 766, 767, 769, 770, 772, 773, 774, 776, 777, 779, 780, 781, 783, 784, 786	14	*7.60	1 x 37	281.35	352.25
135	790	14	7.90	154	1216.60	1523.18
136	a a = 177, 330, 483, 636, 790	14	*4.83	1 x 5	24.16	30.25
137	70 59 665	14	7.94	162	1286.28	1610.42
138	800	14	8.00	6	48.00	60.10
139	800	14	8.00	128	1024.00	1282.05
140	784 20	14	8.04	9	72.36	90.59

Palice - specifikacija (POZ.: TP -temeljna plošča, dpl=70cm;) (1 kom)

ozn	oblika in mere [cm]	Ø	lg [m]	n [kos]	lgn [m]	Teža pozicije [kg]
141	650; 59; 100	14	8.09	6	48.54	60.77
142	100; 62; 650	14	8.12	160	1299.20	1626.60
143	820	14	8.20	4	32.80	41.07
144	825	14	8.25	81	668.25	836.65
145	100; 62; 670	14	8.32	11	91.52	114.58
146	840	14	8.40	802	6736.80	8434.47
147	850	14	8.50	149	1266.50	1585.66
148	850	14	8.50	13	110.50	138.35
149	710; 59; 85	14	8.54	16	136.64	171.07
150	a a = 209, 370, 532, 693, 855	14	*5.32	1 x 5	26.59	33.29
151	860	14	8.60	110	946.00	1184.39
152	100; 62; 700	14	8.62	63	543.06	679.91
153	20; 850	14	8.70	50	435.00	544.62
154	870	14	8.70	96	835.20	1045.67
155	852; 20	14	8.72	5	43.60	54.59
156	832; 20; 20	14	8.72	6	52.32	65.50
157	20; 860	14	8.80	17	149.60	187.30
158	880	14	8.80	17	149.60	187.30

Palice - specifikacija (POZ.: TP -temeljna plošča, dpl=70cm;) (1 kom)						
ozn	oblika in mere [cm]	Ø	lg [m]	n [kos]	lgn [m]	Teža pozicije [kg]
159	a a = 802, 803, 804, 806, 807, 809, 810, 811, 813, 814, 816, 817, 818, 820, 821, 823, 824, 825, 827, 828, 830, 831, 832, 834, 835, 837, 838, 839, 841, 842, 844, 845, 846, 848, 849, 851, 852, 853, 855, 856, 858, 859, 860, 862, 863, 865, 866, 867, 869, 870, 872, 873, 874, 876, 877, 879, 880, 881, 883, 884, 886	14	*8.44	1 x 61	514.60	644.28
160	890	14	8.90	154	1370.60	1715.99
161	870 20	14	8.90	63	560.70	702.00
162	60 76 76 15 15 289 75 75 391	14	8.92	1	8.92	11.17
163	855 20 20	14	8.95	45	402.75	504.24
164	900	14	9.00	27	243.00	304.24
165	20 a a = 884, 875, 865, 856, 846, 837, 827, 818, 808, 799, 789, 780, 770, 761, 751, 742, 732, 723, 713, 704, 694, 684, 675, 665, 656, 646, 637, 627, 618, 608, 599, 589, 580, 570, 561, 551, 542, 532, 523, 513, 504, 494, 485	14	*7.04	1 x 43	302.93	379.27
166	890 20	14	9.10	800	7280.00	9114.56
167	20 20 76 76 15 15 371 75 75 349	14	9.12	1	9.12	11.42
168	920	14	9.20	104	956.80	1197.91
169	950	14	9.50	541	5139.50	6434.65
170	911 20 20	14	9.51	21	199.71	250.04

Palice - specifikacija (POZ.: TP -temeljna plošča, dpl=70cm;) (1 kom)

ozn	oblika in mere [cm]	Ø	lg [m]	n [kos]	lgn [m]	Teža pozicije [kg]
171	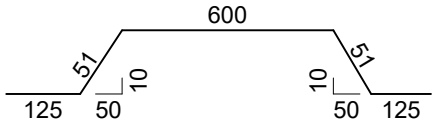	14	9.52	3	28.56	35.76
172	970	14	9.70	21	203.70	255.03
173	a a = 877, 878, 880, 881, 883, 884, 885, 887, 888, 890, 891, 892, 894, 895, 897, 898, 899, 901, 902, 904, 905, 906, 908, 909, 911, 912, 913, 915, 916, 918, 919, 920, 922, 923, 925, 926, 927, 929, 930, 932, 933, 934, 936, 937, 939, 940, 941, 943, 944, 946, 947, 948, 950, 951, 953, 954, 955, 957, 958, 960, 961, 962, 964, 965, 967, 968, 969, 971, 972, 974, 975, 976	14	*9.27	1 x 72	667.22	835.36
174	980	14	9.80	212	2077.60	2601.16
175		14	9.89	21	207.69	260.03
176	990	14	9.90	146	1445.40	1809.64
177		14	9.94	58	576.52	721.80
178		14	9.99	14	139.86	175.10
179	a a = 986, 988, 989, 990, 992, 993, 995, 996, 997, 999	14	*9.92	1 x 10	99.25	124.26
180	1000	14	10.00	198	1980.00	2478.96
181	a a = 939, 941, 942, 943, 945, 946, 948, 949, 950, 952, 953, 954, 956, 957, 959, 960, 961, 963, 964, 965, 967, 968, 970, 971, 972, 974, 975, 977, 978, 979, 981, 982, 983, 985, 986, 988, 989, 990, 992, 993, 994, 996, 997, 999, 1000, 1001, 1003	14	*9.71	1 x 47	456.37	571.38
182	1010	14	10.10	21	212.10	265.55

Palice - specifikacija (POZ.: TP -temeljna plošča, dpl=70cm;) (1 kom)

ozn	oblika in mere [cm]	Ø	lg [m]	n [kos]	lgn [m]	Teža pozicije [kg]
183	a a = 717, 719, 720, 721, 723, 724, 726, 727, 728, 730, 731, 733, 734, 735, 737, 738, 740, 741, 742, 744, 745, 747, 748, 749, 751, 752, 754, 755, 756, 758, 759, 761, 762, 763, 765, 766, 768, 769, 770, 772, 773, 775, 776, 777, 779, 780, 782, 783, 784, 786, 787, 789, 790, 791, 793, 794, 796, 797, 798, 800, 801, 803, 804, 805, 807, 808, 810, 811, 812, 814, 815, 817, 818, 819, 821, 822, 824, 825, 826, 828, 829, 831, 832, 833, 835, 836, 838, 839, 840, 842, 843, 845, 846, 847, 849, 850, 852, 853, 854, 856, 857, 859, 860, 861, 863, 864, 866, 867, 868, 870, 871, 873, 874, 875, 877, 878, 880, 881, 882, 884, 885, 887, 888, 889, 891, 892, 894, 895, 896, 898, 899, 901, 902, 903, 905, 906, 908, 909, 910, 912, 913, 915, 916, 917, 919, 920, 922, 923, 924, 926, 927, 929, 930, 931, 933, 934, 936, 937, 938, 940, 941, 943, 944, 945, 947, 948, 950, 951, 952, 954, 955, 957, 958, 959, 961, 962, 964, 965, 966, 968, 969, 971, 972, 973, 975, 976, 978, 979, 980, 982, 983, 985, 986, 987, 989, 990, 992, 993, 994, 996, 997, 999, 1000, 1001, 1003, 1004, 1006, 1007, 1008, 1010, 1011, 1013, 1014	14	*8.66	1 x 213	1843.73	2308.35
184	1000 20	14	10.20	1	10.20	12.77
185	1030	14	10.30	268	2760.40	3456.02
186	1010 20	14	10.30	2	20.60	25.79
187	a a = 1024, 1025, 1026, 1028, 1029, 1030, 1032, 1033, 1034, 1036, 1037	14	*10.30	1 x 11	113.34	141.90
188	a a = 241, 400, 560, 720, 879, 1039	14	*6.40	1 x 6	38.39	48.06
189	1020 20	14	10.40	6	62.40	78.12

Palice - specifikacija (POZ.: TP -temeljna plošča, dpl=70cm;) (1 kom)

ozn	oblika in mere [cm]	Ø	lg [m]	n [kos]	lgn [m]	Teža pozicije [kg]
190	a a = 241, 401, 562, 723, 883, 1044	14	*6.42	1 x 6	38.54	48.25
191	1050	14	10.50	81	850.50	1064.83
192	a a = 241, 404, 566, 729, 892, 1055	14	*6.48	1 x 6	38.87	48.67
193	a a = 241, 404, 566, 729, 892, 1055	14	*6.48	1 x 6	38.87	48.67
194	a a = 273, 429, 586, 742, 899, 1055	14	*6.64	1 x 6	39.84	49.88
195	a a = 166, 314, 462, 610, 759, 907, 1055	14	*6.10	1 x 7	42.73	53.50
196	900 59 100	14	10.59	16	169.44	212.14
197	a a = 1033, 1034, 1035, 1037, 1038, 1040, 1041, 1042, 1044, 1045, 1046, 1048, 1049, 1051, 1052, 1053, 1055, 1056, 1057, 1059	14	*10.46	1 x 20	209.15	261.86
198	18 90 125 92 825 20	14	10.62	15	159.30	199.44
199	1080	14	10.80	56	604.80	757.21
200	20 a a = 543, 571, 598, 626, 653, 681, 708, 736, 763, 791, 818, 846, 873, 901, 928, 956, 984, 1011, 1039, 1066	14	*8.25	1 x 20	164.92	206.48
201	1070 20	14	10.90	4	43.60	54.59
202	1100	14	11.00	173	1903.00	2382.56
203	1090 20	14	11.10	30	333.00	416.92
204	1100 20	14	11.20	82	918.40	1149.84

Palice - specifikacija (POZ.: TP -temeljna plošča, dpl=70cm;) (1 kom)

ozn	oblika in mere [cm]	Ø	lg [m]	n [kos]	lgn [m]	Teža pozicije [kg]
205		14	11.30	80	904.00	1131.81
206	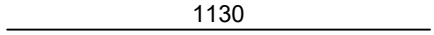	14	11.30	25	282.50	353.69
207	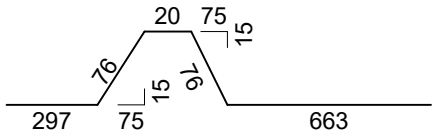	14	11.32	1	11.32	14.17
208	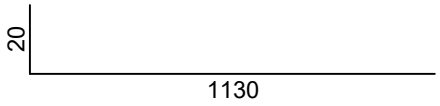	14	11.50	99	1138.50	1425.40
209	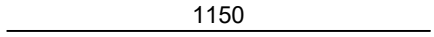	14	11.50	112	1288.00	1612.58
210		14	11.62	47	546.14	683.77
211	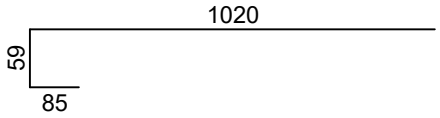	14	11.64	21	244.44	306.04
212	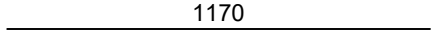	14	11.70	18	210.60	263.67
213		14	11.70	5	58.50	73.24
214		14	11.90	10	119.00	148.99
215	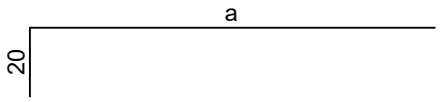 a = 1157, 1159, 1160, 1161, 1163, 1164, 1165, 1167, 1168, 1170, 1171	14	*11.84	1 x 11	130.25	163.07
216		14	12.00	26	312.00	390.62
217	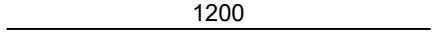	14	12.00	732	8784.00	10997.57
218	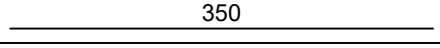	16	3.50	25	87.50	143.32
219	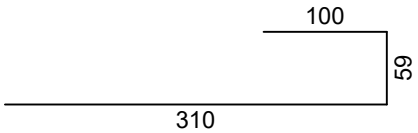	16	4.69	135	633.15	1037.10
220	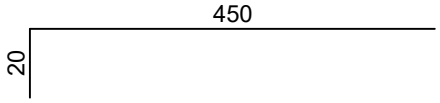	16	4.70	22	103.40	169.37

Palice - specifikacija (POZ.: TP -temeljna plošča, dpl=70cm;) (1 kom)

ozn	oblika in mere [cm]	Ø	lg [m]	n [kos]	lgn [m]	Teža pozicije [kg]
221	560; 20; 20	16	6.00	142	852.00	1395.58
222	570; 20; 20	16	6.10	127	774.70	1268.96
223	20; 630	16	6.50	31	201.50	330.06
224	620; 20; 20	18	6.60	62	409.20	887.96
225	600	20	6.00	15	90.00	229.50
226	580; 20; 20	20	6.20	124	768.80	1960.44
227	600; 20; 20	20	6.40	119	761.60	1942.08
228	850	20	8.50	26	221.00	563.55
229	1000	20	10.00	52	520.00	1326.00
230	400	22	4.00	14	56.00	173.15
231	430	22	4.30	6	25.80	79.77
232	120; 59; 350	22	5.29	7	37.03	114.50
233	580; 20; 20	22	6.20	62	384.40	1188.56
234	660; 20; 20	22	7.00	56	392.00	1212.06
235	720; 20; 20	22	7.60	155	1178.00	3642.38
237	680; 20; 20	24	7.20	152	1094.40	3885.12

Palice - specifikacija (POZ.: TP -temeljna plošča, dpl=70cm;) (1 kom)

ozn	oblika in mere [cm]	Ø	lg [m]	n [kos]	lgn [m]	Teža pozicije [kg]
238	700; 20; 20	25	7.40	31	229.40	906.36
239	650; 20; 20	28	6.90	62	427.80	2120.18
240	710; 20; 20	28	7.50	155	1162.50	5761.35
241	800; 50; 57; 84	28	9.91	22	218.02	1080.51
242	595	32	5.95	37	220.15	1425.25
243	1200	32	12.00	37	444.00	2874.46
244	870; 50; 50	36	9.70	63	611.10	5011.02
245	830	40	8.30	50	415.00	4198.56
246	940; 50; 50	40	10.40	135	1404.00	14204.27
247	1200	40	12.00	49	588.00	5948.80
248	59; 15; 42; 42; 59	14	2.74	5	13.70	17.15
249	100; 62; 100	14	2.62	762	1996.44	2499.54
250	100; 62; 100	14	2.62	21	55.02	68.89
251	59; 15; 55; 55; 59	14	3.13	18	56.34	70.54

Palice - specifikacija (POZ.: TP -temeljna plošča, dpl=70cm;) (1 kom)						
ozn	oblika in mere [cm]	Ø	lg [m]	n [kos]	lgn [m]	Teža pozicije [kg]
252	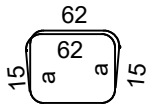 a = 63, 62, 61, 59, 58, 56, 55, 54, 52, 51, 50, 48, 47, 45, 44, 43, 41, 40, 38, 37, 36	14	*3.12	1 x 21	65.53	82.04
253	1200	12	12.00	774	9288.00	8544.96
Skupaj						200106.38

Palice - specifikacija (POZ: PKP - plošča nad kletjo povozne površine) (1 kom)						
ozn	oblika in mere [cm]	Ø	lg [m]	n [kos]	lgn [m]	Teža pozicije [kg]
1	150 20	8	1.70	24	40.80	16.69
2	200	8	2.00	25	50.00	20.45
3	250	8	2.50	8	20.00	8.18
4	250	8	2.50	67	167.50	68.51
5	300	8	3.00	17	51.00	20.86
6	350	8	3.50	7	24.50	10.02
7	500	8	5.00	5	25.00	10.22
8	180 20	10	2.00	28	56.00	36.34
9	200	10	2.00	28	56.00	36.34
10	250	10	2.50	27	67.50	43.81
11	20 250	10	2.70	129	348.30	226.05
12	300	10	3.00	36	108.00	70.09
13	299 20 20	10	3.39	18	61.02	39.60
14	250 22 70	10	3.42	71	242.82	157.59
15	275 22 60	10	3.57	23	82.11	53.29
16	60 20 300	10	3.80	13	49.40	32.06
17	20 a a = 100, 242, 384	10	*2.62	1 x 3	7.86	5.10
18	420	10	4.20	48	201.60	130.84
19	500	10	5.00	35	175.00	113.58

Palice - specifikacija (POZ: PKP - plošča nad kletjo povozne površine) (1 kom)						
ozn	oblika in mere [cm]	Ø	lg [m]	n [kos]	lgn [m]	Teža pozicije [kg]
20	530	10	5.30	49	259.70	168.55
21	20 530	10	5.50	50	275.00	178.47
22	550	10	5.50	575	3162.50	2052.46
23	550	10	5.50	5	27.50	17.85
24	514 20 20	10	5.54	1	5.54	3.60
25	540 20	10	5.60	1	5.60	3.63
26	524 20 20	10	5.64	18	101.52	65.89
27	a 1. a = 579, 577, 576, 574, 572, 571, 569, 568, 566, 565, 563, 561 2. a = 551, 549, 547, 546, 544, 543, 541, 540, 538, 536, 535, 533	10	*5.56	1 x 24	133.44	86.60
28	a 20 20 a = 554, 553, 551, 549, 548, 546, 545, 543, 542, 540, 539, 537, 536, 534, 532, 531	10	*5.83	1 x 16	93.20	60.49
29	600	10	6.00	23	138.00	89.56
30	600	10	6.00	22	132.00	85.67
31	650	10	6.50	12	78.00	50.62
32	20 640	10	6.60	28	184.80	119.94
33	650 20	10	6.70	64	428.80	278.29
34	600 20 60	10	6.80	9	61.20	39.72
35	670 20	10	6.90	1	6.90	4.48

Palice - specifikacija (POZ: PKP - plošča nad kletjo povozne površine) (1 kom)						
ozn	oblika in mere [cm]	Ø	lg [m]	n [kos]	lgn [m]	Teža pozicije [kg]
36	700	10	7.00	28	196.00	127.20
37	720	10	7.20	71	511.20	331.77
38	720 20	10	7.40	24	177.60	115.26
39	750	10	7.50	110	825.00	535.43
40	750	10	7.50	28	210.00	136.29
41	760	10	7.60	96	729.60	473.51
43	820	10	8.20	23	188.60	122.40
44	a a = 793, 795, 796, 798, 800, 801, 803, 804, 806, 808, 809, 811, 812, 814, 816, 817, 819, 820, 822	10	*8.08	1 x 19	153.44	99.58
45	840	10	8.40	50	420.00	272.58
46	854	10	8.54	12	102.48	66.51
48	20 850	10	8.70	19	165.30	107.28
49	880	10	8.80	12	105.60	68.53
50	870 20	10	8.90	71	631.90	410.10
51	a 20 20 a = 851, 849, 847, 846, 844, 842, 841, 839, 837, 836, 834, 832, 831, 829, 827, 826, 824, 822	10	*8.76	1 x 18	157.77	102.39
52	852 20 20	10	8.92	400	3568.00	2315.63
53	20 20 852	10	8.92	228	2033.76	1319.91
54	852 20 20	10	8.92	44	392.48	254.72
55	854 20 20	10	8.94	91	813.54	527.99

Palice - specifikacija (POZ: PKP - plošča nad kletjo povozne površine) (1 kom)						
ozn	oblika in mere [cm]	Ø	lg [m]	n [kos]	lgn [m]	Teža pozicije [kg]
56	900	10	9.00	28	252.00	163.55
57	880 20	10	9.00	50	450.00	292.05
58	1000	10	10.00	56	560.00	363.44
59	1054	10	10.54	26	274.04	177.85
60	1060	10	10.60	14	148.40	96.31
61	1050 20	10	10.70	50	535.00	347.22
62	1080	10	10.80	33	356.40	231.30
63	a 20 20 a = 1042, 1042, 1042, 1042, 1042, 1042, 1042, 1043, 1043, 1043, 1043, 1043, 1043, 1043, 1043, 1044, 1044, 1044, 1044, 1044, 1044, 1044, 1045, 1045, 1045, 1045, 1045, 1045, 1045, 1046, 1046, 1046, 1046, 1046, 1046, 1046, 1046, 1047, 1047, 1047, 1047, 1047, 1047, 1047, 1048, 1048, 1048, 1048, 1048, 1048, 1048, 1048, 1049, 1049, 1049, 1049, 1049, 1049, 1049, 1050, 1050, 1050, 1050, 1050, 1050, 1050, 1050, 1051, 1051, 1051, 1051, 1051, 1051, 1051, 1052, 1052, 1052, 1052, 1052, 1052, 1052, 1053, 1053, 1053, 1053, 1053, 1053, 1053, 1053, 1054, 1054	10	*10.88	1 x 91	989.78	642.37
64	a 20 20 a = 1054, 1054, 1054, 1054, 1054, 1055, 1055, 1055, 1055, 1055, 1055, 1056, 1056, 1056, 1056, 1056, 1056, 1056, 1057, 1057, 1057, 1057, 1057, 1057, 1058, 1058, 1058, 1058, 1058, 1058, 1059, 1059, 1059, 1059, 1059, 1059, 1059, 1060, 1060, 1060, 1060, 1060, 1060, 1061, 1061, 1061, 1061, 1061, 1061	10	*10.98	1 x 49	537.81	349.04

Palice - specifikacija (POZ: PKP - plošča nad kletjo povozne površine) (1 kom)						
ozn	oblika in mere [cm]	Ø	lg [m]	n [kos]	lgn [m]	Teža pozicije [kg]
65	1090 / 20	10	11.10	28	310.80	201.71
66	1200	10	12.00	341	4092.00	2655.71
67	1180 / 20	10	12.00	3	36.00	23.36
68	26 / 15 / 30 / 20 / 20 / 30 / 17 / 30 / 25 / 13 / 27	12	1.30	3050	3965.00	3647.80
69	250 / 20 / 60	12	3.30	22	72.60	66.79
70	350	12	3.50	29	101.50	93.38
71	60 / 280 / 22	12	3.62	138	499.56	459.60
72	550	12	5.50	50	275.00	253.00
73	700	12	7.00	39	273.00	251.16
74	780	12	7.80	18	140.40	129.17
75	ra / lga lga = 510, 535, 561, 587, 613, 639, 665, 691, 716, 742, 768, 794 ra = 332, 348, 365, 382, 399, 416, 432, 449, 466, 483, 500, 517	12	*6.52	1 x 12	78.21	71.95
76	60 / 300 / 22	14	3.82	435	1661.70	2080.45
77	60 / 330 / 22	14	4.12	669	2756.28	3450.86
78	400 / 20 / 20	14	4.40	21	92.40	115.68

Palice - specifikacija (POZ: PKP - plošča nad kletjo povozne površine) (1 kom)

ozn	oblika in mere [cm]	Ø	lg [m]	n [kos]	lgn [m]	Teža pozicije [kg]
79		14	5.60	13	72.80	91.15
80	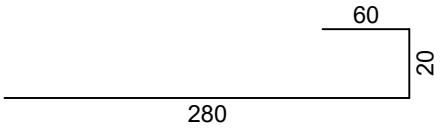	16	3.60	10	36.00	58.97
81	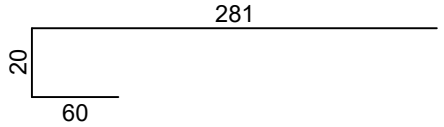	16	3.61	17	61.37	100.52
82		16	4.30	35	150.50	246.52
83	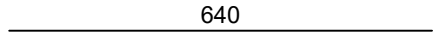	16	6.40	61	390.40	639.48
84	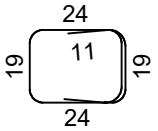	10	1.27	5	6.35	4.12
85	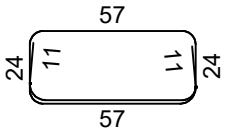	10	2.41	51	122.91	79.77
86	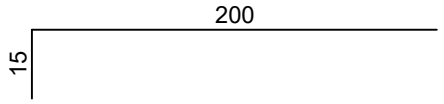	12	2.15	4	8.60	7.91
87	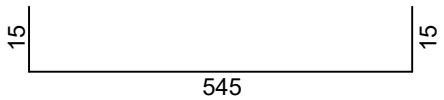	12	5.75	8	46.00	42.32
88	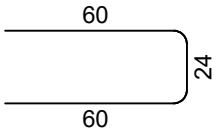	10	1.44	51	73.44	47.66
89	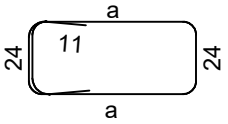 a = 52, 53, 54, 56, 57	10	*2.03	1 x 5	10.14	6.58
90	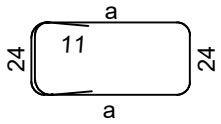 a = 65, 64, 63, 61, 60, 58, 57, 56, 54, 53, 52, 50, 49, 47, 46, 45, 43, 42, 40, 39, 38	10	*1.97	1 x 21	41.38	26.86

Palice - specifikacija (POZ: PKP - plošča nad kletjo povozne površine) (1 kom)						
ozn	oblika in mere [cm]	Ø	lg [m]	n [kos]	lgn [m]	Teža pozicije [kg]
91	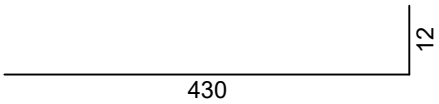	12	4.42	16	70.72	65.06
92	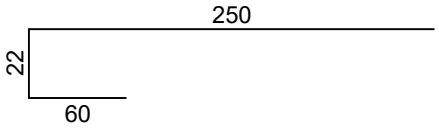	12	3.32	72	239.04	219.92
Skupaj						29593.11

Palice - specifikacija (POZ:PR - povozna rampa, dpl=30cm) (1 kom)						
ozn	oblika in mere [cm]	Ø	lg [m]	n [kos]	lgn [m]	Teža pozicije [kg]
1		8	1.70	42	71.40	29.20
2	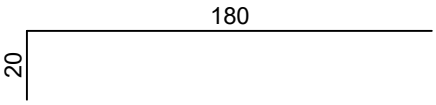	10	2.00	112	224.00	145.38
3	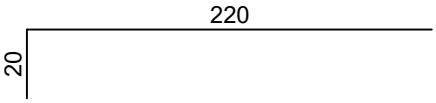	10	2.40	65	156.00	101.24
4	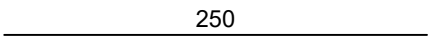	10	2.50	49	122.50	79.50
5	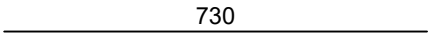	8	7.30	48	350.40	143.31
6	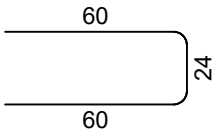	8	1.44	39	56.16	22.97
7	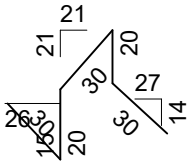	12	1.30	320	416.00	382.72
Skupaj						904.33

Palice - specifikacija (POZ: PK - plošča nad kletjo) (1 kom)						
ozn	oblika in mere [cm]	Ø	lg [m]	n [kos]	lgn [m]	Teža pozicije [kg]
1	200	8	2.00	3	6.00	2.45
2	250	8	2.50	254	635.00	259.71
3	20 250	8	2.70	41	110.70	45.28
4	300	8	3.00	20	60.00	24.54
5	350	8	3.50	23	80.50	32.92
6	450	8	4.50	24	108.00	44.17
7	500	8	5.00	28	140.00	57.26
8	167	10	1.67	17	28.39	18.43
9	150 20	10	1.70	8	13.60	8.83
10	170 20	10	1.90	2	3.80	2.47
11	200 20	10	2.20	2	4.40	2.86
12	220	10	2.20	5	11.00	7.14
13	235	10	2.35	9	21.15	13.73
14	250	10	2.50	30	75.00	48.68
15	270	10	2.70	7	18.90	12.27
16	250 20	10	2.70	32	86.40	56.07
17	234 20 20	10	2.74	30	82.20	53.35
18	a 20 a = 217, 219, 220, 221, 223, 224, 226, 227, 228, 230, 231, 233, 234, 235, 237, 238, 240, 241, 242, 244, 245, 247, 248, 249, 251, 252, 254, 255, 256, 258, 259, 261, 262	10	*2.60	1 x 33	85.67	55.60
19	300	10	3.00	34	102.00	66.20

Palice - specifikacija (POZ: PK - plošča nad kletjo) (1 kom)						
ozn	oblika in mere [cm]	Ø	lg [m]	n [kos]	lgn [m]	Teža pozicije [kg]
20	285 20	10	3.05	2	6.10	3.96
21	310	10	3.10	8	24.80	16.10
22	300 20	10	3.20	27	86.40	56.07
23	330	10	3.30	1	3.30	2.14
24	338	10	3.38	20	67.60	43.87
25	a 20 20 a = 307, 307, 306, 305, 304, 304, 303, 302, 302, 301, 300, 300, 299	10	*3.43	1 x 13	44.60	28.95
26	330 20	10	3.50	2	7.00	4.54
27	350	10	3.50	24	84.00	54.52
28	20 a a = 289, 290, 291, 293, 294, 296, 297, 298, 300, 301, 303, 304, 305, 307, 308, 310, 311, 312, 314, 315, 317, 318, 319, 321, 322, 324, 325, 326, 328, 329, 331	10	*3.30	1 x 31	102.18	66.31
29	a 20 20 a = 319, 320, 320, 321, 322, 322, 323, 324, 325, 325, 326, 327, 327, 328	10	*3.64	1 x 14	50.89	33.03
30	370	10	3.70	14	51.80	33.62
31	370 20	10	3.90	3	11.70	7.59
32	a a = 392, 252, 112	10	*2.52	1 x 3	7.56	4.91
33	375 20	10	3.95	2	7.90	5.13
34	400	10	4.00	85	340.00	220.66

Palice - specifikacija (POZ: PK - plošča nad kletjo) (1 kom)						
ozn	oblika in mere [cm]	Ø	lg [m]	n [kos]	lgn [m]	Teža pozicije [kg]
35	430 20	10	4.50	52	234.00	151.87
36	470	10	4.70	9	42.30	27.45
37	472	10	4.72	2	9.44	6.13
38	20 20 1 460	10	4.80	33	158.40	102.80
39	480	10	4.80	13	62.40	40.50
40	24 27 42 124 270	10	4.87	22	107.14	69.53
41	500	10	5.00	47	235.00	152.52
42	24 27 42 124 312	10	5.29	12	63.48	41.20
43	550	10	5.50	62	341.00	221.31
44	530 20	10	5.50	31	170.50	110.65
45	510 20 20	10	5.50	2	11.00	7.14
46	20 535	10	5.55	4	22.20	14.41
47	560	10	5.60	17	95.20	61.78
48	580	10	5.80	43	249.40	161.86
49	a a = 80, 256, 432, 607	10	*3.44	1 x 4	13.75	8.92
50	615 20 20	10	6.55	2	13.10	8.50
51	20 20 638	10	6.78	6	40.68	26.40
52	687	10	6.87	16	109.92	71.34
53	a a = 80, 239, 398, 557, 717	10	*3.98	1 x 5	19.91	12.92

Palice - specifikacija (POZ: PK - plošča nad kletjo) (1 kom)						
ozn	oblika in mere [cm]	Ø	lg [m]	n [kos]	lgn [m]	Teža pozicije [kg]
54	24; 27; 42; 372; 252	10	7.17	19	136.23	88.41
55	700; 20	10	7.20	82	590.40	383.17
56	20; 20; 688	10	7.28	33	240.24	155.92
57	690; 20; 20	10	7.30	31	226.30	146.87
58	730	10	7.30	13	94.90	61.59
59	20; 729	10	7.49	2	14.98	9.72
60	750	10	7.50	1	7.50	4.87
61	770	10	7.70	64	492.80	319.83
62	a a = 140, 300, 461, 621, 782	10	*4.61	1 x 5	23.04	14.95
63	797	10	7.97	16	127.52	82.76
64	780; 20	10	8.00	1	8.00	5.19
65	a a = 80, 227, 374, 521, 668, 815	10	*4.48	1 x 6	26.85	17.43
66	850; 20	10	8.70	2	17.40	11.29
67	20; a a = 563, 709, 856	10	*7.29	1 x 3	21.88	14.20
68	895	10	8.95	21	187.95	121.98
69	900	10	9.00	18	162.00	105.14

Palice - specifikacija (POZ: PK - plošča nad kletjo) (1 kom)						
ozn	oblika in mere [cm]	Ø	lg [m]	n [kos]	lgn [m]	Teža pozicije [kg]
70	a 20 a = 850, 851, 853, 854, 855, 857, 858, 860, 861, 862, 864, 865, 866, 868, 869, 871, 872, 873, 875, 876, 878, 879, 880, 882, 883, 884, 886, 887, 889, 890, 891, 893, 894	10	*8.92	1 x 33	294.36	191.04
71	895 20	10	9.15	8	73.20	47.51
72	885 20 20	10	9.25	2	18.50	12.01
73	942	10	9.42	3	28.26	18.34
74	950	10	9.50	119	1130.50	733.69
75	a 20 a = 911, 912, 913, 913, 914, 915, 915, 916, 917, 917, 918, 919, 919, 920, 921, 922, 922, 923, 924, 924, 925, 926, 926, 927, 928, 928, 929, 930, 930	10	*9.41	1 x 29	272.84	177.07
76	954	10	9.54	16	152.64	99.06
77	950 20	10	9.70	78	756.60	491.03
78	20 a a = 960, 959, 958, 956, 955, 954, 952, 951, 950, 948, 947, 946, 944, 943, 942, 940, 939, 938, 936	10	*9.68	1 x 19	183.98	119.40
79	990	10	9.90	64	633.60	411.21
80	980 20	10	10.00	3	30.00	19.47
81	1000	10	10.00	51	510.00	330.99
82	1100	10	11.00	5	55.00	35.70
83	1110	10	11.10	13	144.30	93.65
84	1120	10	11.20	23	257.60	167.18

Palice - specifikacija (POZ: PK - plošča nad kletjo) (1 kom)						
ozn	oblika in mere [cm]	Ø	lg [m]	n [kos]	lgn [m]	Teža pozicije [kg]
85	a a = 1106, 1108, 1109, 1111, 1112, 1113, 1115, 1116, 1118, 1119, 1120, 1122, 1123, 1125, 1126, 1127, 1129, 1130, 1132, 1133, 1134, 1136	10	*11.21	1 x 22	246.64	160.07
86	1200	10	12.00	21	252.00	163.55
87	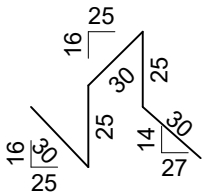	12	1.40	2850	3990.00	3670.80
88	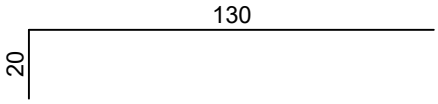	12	1.50	70	105.00	96.60
89	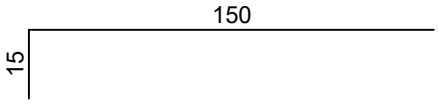	12	1.65	10	16.50	15.18
90	200	12	2.00	56	112.00	103.04
91	230	12	2.30	15	34.50	31.74
92	270	12	2.70	30	81.00	74.52
93	300	12	3.00	21	63.00	57.96
94	350	12	3.50	89	311.50	286.58
95		12	4.76	9	42.84	39.41
96	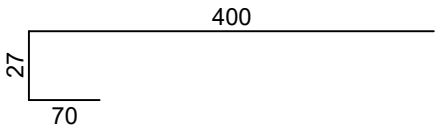	12	4.97	9	44.73	41.15
97	500	12	5.00	25	125.00	115.00
98	550	12	5.50	87	478.50	440.22
99	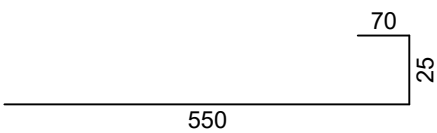	12	6.45	21	135.45	124.61
100	700	12	7.00	2	14.00	12.88
101	300	14	3.00	3	9.00	11.27
102	350	14	3.50	5	17.50	21.91

Palice - specifikacija (POZ: PK - plošča nad kletjo) (1 kom)

ozn	oblika in mere [cm]	Ø	lg [m]	n [kos]	lgn [m]	Teža pozicije [kg]
103	70, 25, 275	14	3.70	7	25.90	32.43
104	360, 20, 20	14	4.00	26	104.00	130.21
105	400	14	4.00	49	196.00	245.39
106	70, 25, 315	14	4.10	7	28.70	35.93
107	320, 27, 70	14	4.17	35	145.95	182.73
108	350, 27, 70	14	4.47	206	920.82	1152.87
109	450	14	4.50	51	229.50	287.33
110	400, 27, 70	14	4.97	218	1083.46	1356.49
111	550	14	5.50	5	27.50	34.43
112	640	14	6.40	50	320.00	400.64
113	650	14	6.50	13	84.50	105.79
114	24, 29, 43, 272, 362	14	7.30	112	817.60	1023.64
115	20, 20, 693	14	7.33	14	102.62	128.48
116	780, 20	14	8.00	17	136.00	170.27
117	850, 20	14	8.70	18	156.60	196.06

Palice - specifikacija (POZ: PK - plošča nad kletjo) (1 kom)

ozn	oblika in mere [cm]	Ø	lg [m]	n [kos]	lgn [m]	Teža pozicije [kg]
118		14	10.42	3	31.26	39.14
119	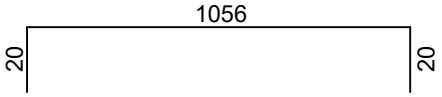	14	10.96	11	120.56	150.94
120	 a = 1141, 1143, 1144, 1146, 1148, 1149, 1151, 1152, 1154, 1155, 1157, 1158, 1160, 1162, 1163, 1165, 1166, 1168	14	*11.75	1 x 18	211.42	264.70
121	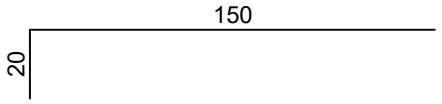	16	1.70	8	13.60	22.28
122	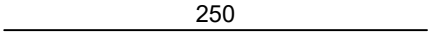	16	2.50	8	20.00	32.76
123	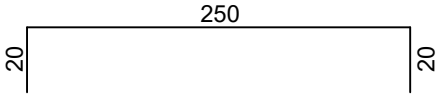	16	2.90	9	26.10	42.75
124	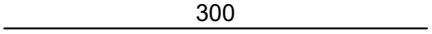	16	3.00	3	9.00	14.74
125		16	3.90	56	218.40	357.74
126	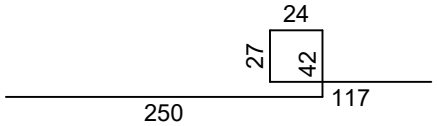	16	4.60	3	13.80	22.60
127	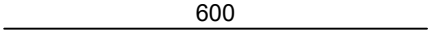	16	6.00	6	36.00	58.97
128	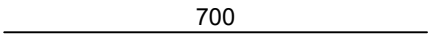	16	7.00	143	1001.00	1639.64
129	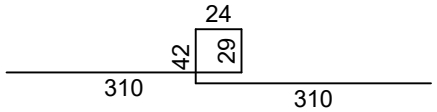	16	7.15	65	464.75	761.26
130	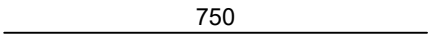	16	7.50	81	607.50	995.08
131	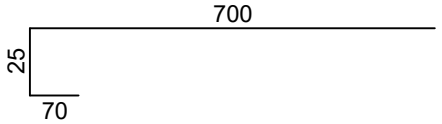	16	7.95	23	182.85	299.51
132	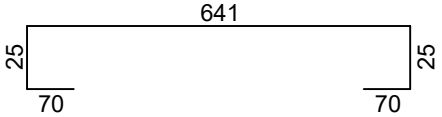	16	8.31	8	66.48	108.89

Palice - specifikacija (POZ: PK - plošča nad kletjo) (1 kom)

ozn	oblika in mere [cm]	Ø	lg [m]	n [kos]	lgn [m]	Teža pozicije [kg]
133	650; 25; 25; 70; 70	16	8.40	5	42.00	68.80
134	195; 20	20	2.15	4	8.60	21.93
135	260	20	2.60	14	36.40	92.82
136	225; 20; 20	20	2.65	2	5.30	13.52
137	280	20	2.80	16	44.80	114.24
138	242; 20; 20	20	2.82	2	5.64	14.38
139	275; 20	20	2.95	4	11.80	30.09
140	220; 27; 20; 70	20	3.37	2	6.74	17.19
141	305; 20; 20	20	3.45	3	10.35	26.39
142	70; 70; 27; 27; 237	20	4.31	2	8.62	21.98
143	320; 25; 20; 70	20	4.35	10	43.50	110.93
144	70; 27; 24; 350	20	4.71	36	169.56	432.38
145	495; 20; 20	20	5.35	54	288.90	736.70
146	450; 27; 20; 70	20	5.67	34	192.78	491.59

Palice - specifikacija (POZ: PK - plošča nad kletjo) (1 kom)						
ozn	oblika in mere [cm]	Ø	lg [m]	n [kos]	lgn [m]	Teža pozicije [kg]
147		20	5.80	21	121.80	310.59
148	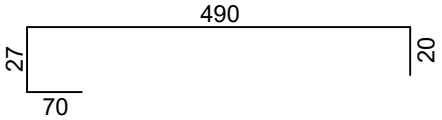	20	6.07	10	60.70	154.78
149	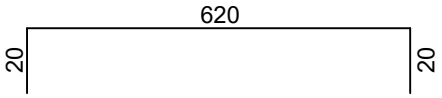	20	6.60	83	547.80	1396.89
150		20	6.80	31	210.80	537.54
151	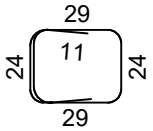	10	1.52	13	19.76	12.82
152	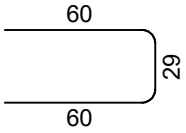	10	1.49	413	615.37	399.38
153	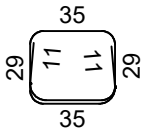	10	1.85	39	72.15	46.83
154	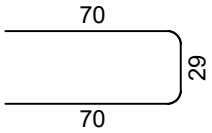	10	1.69	121	204.49	132.71
155	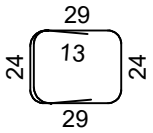	12	1.56	6	9.36	8.61
156	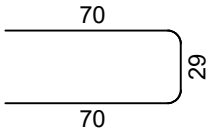	12	1.69	245	414.05	380.93
157	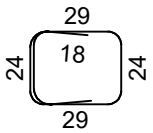	16	1.66	5	8.30	13.60
158	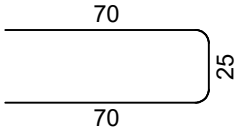	16	1.65	16	26.40	43.24

Palice - specifikacija (POZ: PK - plošča nad kletjo) (1 kom)						
ozn	oblika in mere [cm]	Ø	lg [m]	n [kos]	lgn [m]	Teža pozicije [kg]
159	70 / 29 / 70	16	1.69	164	277.16	453.99
160	90 / 29 / 90	20	2.09	24	50.16	127.91
161	20 / a a = 80, 233, 385, 538, 690, 843	10	*4.82	1 x 6	28.89	18.75
162	a a = 80, 258, 435, 612, 789	10	*4.35	1 x 5	21.74	14.11
163	a a = 80, 248, 416, 584	10	*3.32	1 x 4	13.28	8.62
164	a a = 80, 254, 427, 601	10	*3.40	1 x 4	13.62	8.84
165	a a = 80, 216, 352	10	*2.16	1 x 3	6.48	4.21
166	a a = 80, 318	10	*1.99	1 x 2	3.98	2.58
Skupaj						29211.28

Palice - specifikacija (POZ: PP - plošča nad prtličjem) (1 kom)						
ozn	oblika in mere [cm]	Ø	lg [m]	n [kos]	lgn [m]	Teža pozicije [kg]
1	150	8	1.50	3	4.50	1.84
2	10 / 10 / 151	8	1.71	8	13.68	5.60
3	200	8	2.00	23	46.00	18.81
4	167 / 20 / 20	8	2.07	21	43.47	17.78
5	250	8	2.50	21	52.50	21.47
6	234 / 10 / 10	8	2.54	22	55.88	22.85
7	250 / 20	8	2.70	4	10.80	4.42
8	260 / 20 / 20	8	3.00	10	30.00	12.27
9	325	8	3.25	6	19.50	7.98
10	350	8	3.50	3	10.50	4.29
11	60 / 12 / 285	8	3.57	31	110.67	45.26
12	380	8	3.80	19	72.20	29.53
13	380 / 20	8	4.00	37	148.00	60.53
14	400	8	4.00	48	192.00	78.53
15	450	8	4.50	86	387.00	158.28
16	520 / 20	8	5.40	1	5.40	2.21
17	20 / a a = 560, 558, 557, 556, 555, 554, 553, 551, 550, 549, 548, 547, 546, 544, 543, 542, 541, 540, 539	8	*5.69	1 x 19	108.13	44.23

Palice - specifikacija (POZ: PP - plošča nad prtličjem) (1 kom)						
ozn	oblika in mere [cm]	Ø	lg [m]	n [kos]	lgn [m]	Teža pozicije [kg]
18	a 20 a = 598, 599, 600, 601, 602, 603, 604, 605, 607, 608, 609, 610, 611, 612, 613, 614, 615, 617	8	*6.27	1 x 18	112.88	46.17
19	620 20	8	6.40	1	6.40	2.62
20	693 20 20	8	7.33	15	109.95	44.97
21	a 20 20 a = 994, 995, 996, 997, 998, 1000, 1001, 1002, 1003, 1004, 1005, 1006, 1007, 1008, 1010	8	*10.42	1 x 15	156.26	63.91
22	1200	8	12.00	37	444.00	181.60
23	150	10	1.50	77	115.50	74.96
24	160	10	1.60	181	289.60	187.95
25	150 20	10	1.70	6	10.20	6.62
26	152 10 10	10	1.72	13	22.36	14.51
27	60 12 120	10	1.92	60	115.20	74.76
28	165 20 20	10	2.05	2	4.10	2.66
29	200 20	10	2.20	63	138.60	89.95
30	60 12 150	10	2.22	17	37.74	24.49

Palice - specifikacija (POZ: PP - plošča nad prtličjem) (1 kom)						
ozn	oblika in mere [cm]	Ø	lg [m]	n [kos]	lgn [m]	Teža pozicije [kg]
31	10 205 10	10	2.25	21	47.25	30.67
32	210 20	10	2.30	12	27.60	17.91
33	20 205 20	10	2.45	22	53.90	34.98
34	250	10	2.50	11	27.50	17.85
35	250	10	2.50	1	2.50	1.62
36	10 232 10	10	2.52	21	52.92	34.35
37	270	10	2.70	54	145.80	94.62
38	200 12 60	10	2.72	10	27.20	17.65
39	234 20 20	10	2.74	28	76.72	49.79
40	260 20	10	2.80	1	2.80	1.82
41	300	10	3.00	17	51.00	33.10
42	284 20 20	10	3.24	3	9.72	6.31
43	350	10	3.50	16	56.00	36.34
44	325 20 20	10	3.65	2	7.30	4.74
45	400	10	4.00	29	116.00	75.28
46	400	10	4.00	13	52.00	33.75
47	360 12 60	10	4.32	14	60.48	39.25
48	450	10	4.50	50	225.00	146.03

Palice - specifikacija (POZ: PP - plošča nad prtličjem) (1 kom)						
ozn	oblika in mere [cm]	Ø	lg [m]	n [kos]	lgn [m]	Teža pozicije [kg]
49	500	10	5.00	9	45.00	29.21
50	60 12 480	10	5.52	18	99.36	64.48
51	518 20 20	10	5.58	3	16.74	10.86
52	580	10	5.80	1	5.80	3.76
53	60 12 510	10	5.82	37	215.34	139.76
54	a 20 20 a = 545, 545, 544, 543, 543, 542, 541, 541, 540, 539, 539, 538, 538, 537	10	*5.81	1 x 14	81.35	52.80
55	600	10	6.00	28	168.00	109.03
56	574 15 15	10	6.04	4	24.16	15.68
57	a 20 20 a = 565, 565, 564, 563, 563, 562, 561, 561, 560, 559, 559, 558	10	*6.02	1 x 12	72.20	46.86
58	600 20	10	6.20	15	93.00	60.36
59	630	10	6.30	4	25.20	16.35
60	641 20 20	10	6.81	2	13.62	8.84
61	673 20 20	10	7.13	1	7.13	4.63
62	740	10	7.40	11	81.40	52.83
63	a a = 80, 248, 417, 585, 753	10	*4.17	1 x 5	20.83	13.52

Palice - specifikacija (POZ: PP - plošča nad prtličjem) (1 kom)

ozn	oblika in mere [cm]	Ø	lg [m]	n [kos]	lgn [m]	Teža pozicije [kg]
64	753 15 15	10	7.83	10	78.30	50.82
65	754 20 20	10	7.94	3	23.82	15.46
66	800	10	8.00	33	264.00	171.34
67	a a = 134, 306, 479, 651, 823	10	*4.79	1 x 5	23.93	15.53
68	840 20	10	8.60	35	301.00	195.35
69	834 20 20	10	8.74	1	8.74	5.67
70	834 20 20	10	8.74	18	157.32	102.10
71	20 860	10	8.80	94	827.20	536.85
72	915	10	9.15	11	100.65	65.32
73	a 20 20 a = 904, 905, 906, 907	10	*9.46	1 x 4	37.82	24.55
74	a 20 20 a = 910, 911, 911, 912, 913, 914, 914, 915, 916, 916, 917, 918, 918, 919, 920, 921, 921, 922, 923, 923, 924	10	*9.57	1 x 21	200.98	130.44
75	a 20 20 a = 911, 912, 913, 913, 914, 915, 915, 916, 917, 917, 918, 919, 919, 920, 921, 922, 922, 923, 924, 924, 925, 926	10	*9.58	1 x 22	210.86	136.85
76	20 950	10	9.70	118	1144.60	742.85

Palice - specifikacija (POZ: PP - plošča nad prtličjem) (1 kom)						
ozn	oblika in mere [cm]	Ø	lg [m]	n [kos]	lgn [m]	Teža pozicije [kg]
77	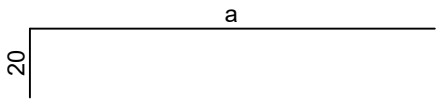 a = 963, 962, 960, 959, 958, 956, 955, 953, 952, 951, 949, 948, 946, 945, 944, 942, 941, 939, 938, 937, 935, 934, 932, 931, 930, 928, 927, 926, 924, 923, 921, 920, 919, 917, 916, 914, 913	10	*9.58	1 x 37	354.48	230.06
78	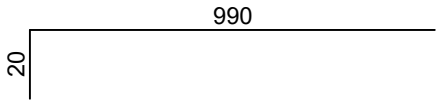	10	10.10	47	474.70	308.08
79	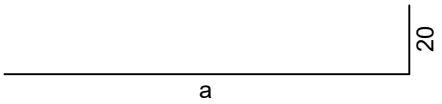 a = 1068, 1070, 1072, 1074	10	*10.91	1 x 4	43.64	28.32
80	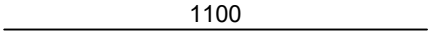	10	11.00	10	110.00	71.39
81		10	11.40	1	11.40	7.40
82	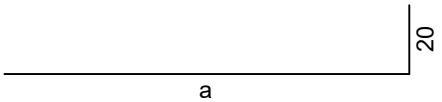 a = 1073, 1075, 1076, 1078, 1079, 1081, 1083, 1084, 1086, 1087, 1089, 1091, 1092, 1094, 1095, 1097, 1099, 1100, 1102, 1103, 1105, 1107, 1108, 1110, 1111, 1113, 1115, 1116, 1118, 1120, 1121, 1123, 1124, 1126, 1128, 1129, 1131, 1132, 1134, 1136, 1137, 1139, 1140, 1142	10	*11.27	1 x 44	496.09	321.96
83	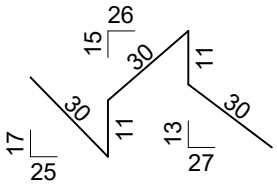	12	1.12	580	649.60	597.63
84	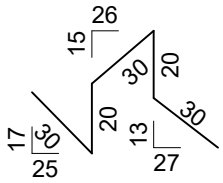	12	1.30	700	910.00	837.20

Palice - specifikacija (POZ: PP - plošča nad prtličjem) (1 kom)						
ozn	oblika in mere [cm]	Ø	lg [m]	n [kos]	lgn [m]	Teža pozicije [kg]
85	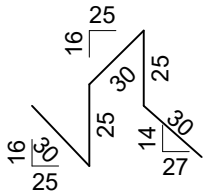	12	1.40	920	1288.00	1184.96
86	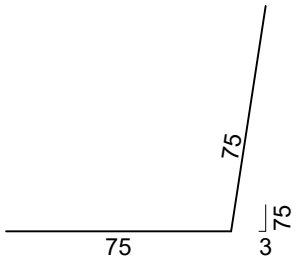	12	1.50	4	6.00	5.52
87	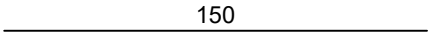	12	1.50	4	6.00	5.52
88	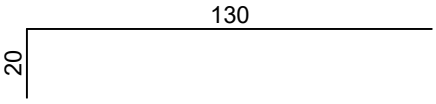	12	1.50	10	15.00	13.80
89		12	1.64	6	9.84	9.05
90	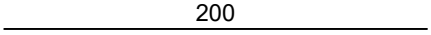	12	2.00	44	88.00	80.96
91	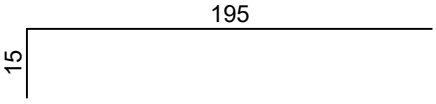	12	2.10	16	33.60	30.91
92		12	2.20	24	52.80	48.58
93	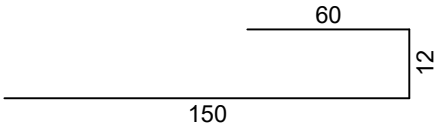	12	2.22	14	31.08	28.59
94	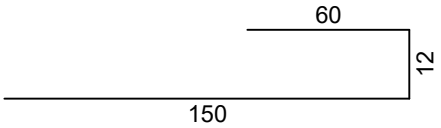	12	2.22	51	113.22	104.16
95	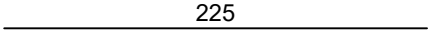	12	2.25	32	72.00	66.24
96	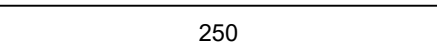	12	2.50	3	7.50	6.90
97		12	2.70	10	27.00	24.84
98	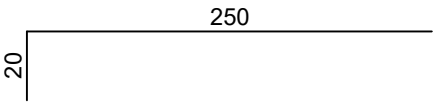	12	2.70	20	54.00	49.68
99	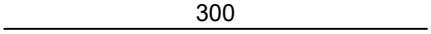	12	3.00	4	12.00	11.04

Palice - specifikacija (POZ: PP - plošča nad prtličjem) (1 kom)						
ozn	oblika in mere [cm]	Ø	lg [m]	n [kos]	lgn [m]	Teža pozicije [kg]
100	11 79 80 220	12	3.00	4	12.00	11.04
101	330	12	3.30	8	26.40	24.29
102	270 80	12	3.50	4	14.00	12.88
103	250 100	12	3.50	4	14.00	12.88
104	430	12	4.30	12	51.60	47.47
105	460 20	12	4.80	7	33.60	30.91
106	550	12	5.50	24	132.00	121.44
107	620	12	6.20	17	105.40	96.97
108	90 574	12	6.64	4	26.56	24.44
109	700	12	7.00	6	42.00	38.64
110	725	12	7.25	15	108.75	100.05
111	850	12	8.50	8	68.00	62.56
112	890	12	8.90	15	133.50	122.82
113	10 10 151	14	1.71	21	35.91	44.96
114	10 10 152	14	1.72	20	34.40	43.07
115	250 20	14	2.70	11	29.70	37.18
116	60 12 218	14	2.90	5	14.50	18.15

Palice - specifikacija (POZ: PP - plošča nad prtličjem) (1 kom)

ozn	oblika in mere [cm]	Ø	lg [m]	n [kos]	lgn [m]	Teža pozicije [kg]
117	290; 20	14	3.10	35	108.50	135.84
118	240; 12; 60	14	3.12	37	115.44	144.53
119	350	14	3.50	16	56.00	70.11
120	350; 20	14	3.70	137	506.90	634.64
121	400	14	4.00	20	80.00	100.16
122	450	14	4.50	35	157.50	197.19
123	500	14	5.00	38	190.00	237.88
124	550	14	5.50	110	605.00	757.46
125	570	14	5.70	60	342.00	428.18
126	600	14	6.00	24	144.00	180.29
127	640	14	6.40	20	128.00	160.26
128	650	14	6.50	11	71.50	89.52
129	250; 20; 20	16	2.90	11	31.90	52.25
130	324; 20	16	3.44	4	13.76	22.54
131	370; 12	16	3.82	55	210.10	344.14
132	350; 20; 20	16	3.90	58	226.20	370.52
133	400; 20	16	4.20	129	541.80	887.47
134	550	16	5.50	16	88.00	144.14
135	195; 20	20	2.15	3	6.45	16.45

Palice - specifikacija (POZ: PP - plošča nad prtličjem) (1 kom)

ozn	oblika in mere [cm]	Ø	lg [m]	n [kos]	lgn [m]	Teža pozicije [kg]
136	204; 20; 20	20	2.44	8	19.52	49.78
137	225; 20; 20	20	2.65	2	5.30	13.52
138	280	20	2.80	8	22.40	57.12
139	275; 20	20	2.95	3	8.85	22.57
140	310	20	3.10	8	24.80	63.24
141	360	20	3.60	2	7.20	18.36
142	20; 20; 350	20	3.90	27	105.30	268.51
143	470; 20; 20	20	5.10	5	25.50	65.03
144	495; 20; 20	20	5.35	41	219.35	559.34
145	650	20	6.50	10	65.00	165.75
146	640; 20; 20	20	6.80	14	95.20	242.76
147	24; 9; 12; 12; 6; 24	8	1.14	12	13.68	5.60
148	9; 35; 14; 14; 35	8	1.30	37	48.10	19.67
149	60; 12; 60	8	1.32	119	157.08	64.25
150	60; 14; 60	8	1.34	228	305.52	124.96

Palice - specifikacija (POZ: PP - plošča nad prtličjem) (1 kom)						
ozn	oblika in mere [cm]	Ø	lg [m]	n [kos]	lgn [m]	Teža pozicije [kg]
151	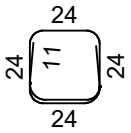	10	1.42	3	4.26	2.76
152	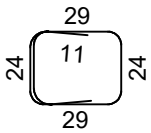	10	1.52	9	13.68	8.88
153	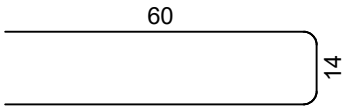	10	1.34	110	147.40	95.66
154	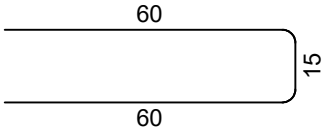	10	1.35	10	13.50	8.76
155	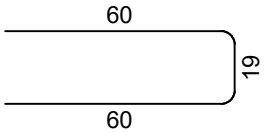	10	1.39	14	19.46	12.63
156	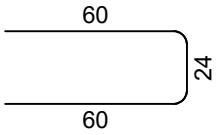	10	1.44	36	51.84	33.64
157	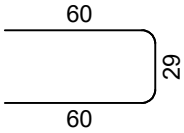	10	1.49	162	241.38	156.66
158	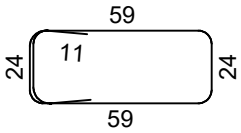	10	2.12	5	10.60	6.88
159	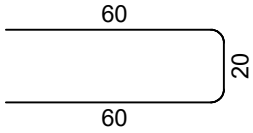	12	1.40	5	7.00	6.44
160	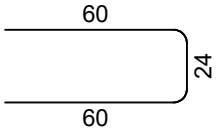	12	1.44	11	15.84	14.57
161	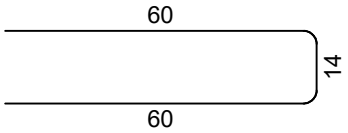	14	1.34	70	93.80	117.44

Palice - specifikacija (POZ: PP - plošča nad prtličjem) (1 kom)						
ozn	oblika in mere [cm]	Ø	lg [m]	n [kos]	lgn [m]	Teža pozicije [kg]
162	70 / 19 / 70	16	1.59	55	87.45	143.24
163	70 / 29 / 70	16	1.69	35	59.15	96.89
164	90 / 25 / 90	20	2.05	18	36.90	94.09
165	90 / 29 / 90	20	2.09	58	121.22	309.11
166	a a = 102, 249, 397	10	*2.49	1 x 3	7.48	4.85
Skupaj						17598.27

Palice - specifikacija (POZ: PM - plošča nad medetažo, dpl=35cm) (1 kom)						
ozn	oblika in mere [cm]	Ø	lg [m]	n [kos]	lgn [m]	Teža pozicije [kg]
1	74 (20, 20)	8	1.14	14	15.96	6.53
2	94 (20, 20)	8	1.34	2	2.68	1.10
3	230 (20)	8	2.50	23	57.50	23.52
4	250	8	2.50	31	77.50	31.70
5	250 (20)	8	2.70	13	35.10	14.36
6	280 (20)	8	3.00	12	36.00	14.72
7	300	8	3.00	10	30.00	12.27
8	300 (20)	8	3.20	19	60.80	24.87
9	350	8	3.50	91	318.50	130.27
10	358 (20, 20)	8	3.98	2	7.96	3.26
11	362 (20, 20)	8	4.02	2	8.04	3.29
12	450	8	4.50	18	81.00	33.13
13	485 (20)	8	5.05	3	15.15	6.20
14	530	8	5.30	77	408.10	166.91
15	700	8	7.00	17	119.00	48.67
16	684 (20, 20)	8	7.24	3	21.72	8.88
17	94 (20, 20)	10	1.34	1	1.34	0.87

Palice - specifikacija (POZ: PM - plošča nad medetažo, dpl=35cm) (1 kom)						
ozn	oblika in mere [cm]	Ø	lg [m]	n [kos]	lgn [m]	Teža pozicije [kg]
18	150	10	1.50	33	49.50	32.13
19	200	10	2.00	88	176.00	114.22
20	164 (20, 20)	10	2.04	9	18.36	11.92
21	169 (20, 20)	10	2.09	1	2.09	1.36
22	169 (20, 20)	10	2.09	1	2.09	1.36
23	200 (20)	10	2.20	51	112.20	72.82
24	230 (20)	10	2.50	20	50.00	32.45
25	250	10	2.50	323	807.50	524.07
26	240 (20)	10	2.60	3	7.80	5.06
27	269	10	2.69	5	13.45	8.73
28	250 (20)	10	2.70	44	118.80	77.10
29	300	10	3.00	29	87.00	56.46
30	280 (20)	10	3.00	197	591.00	383.56
31	300	10	3.00	216	648.00	420.55
32	269 (20, 20)	10	3.09	5	15.45	10.03
33	269 (20, 20)	10	3.09	4	12.36	8.02
34	300 (20)	10	3.20	26	83.20	54.00

Palice - specifikacija (POZ: PM - plošča nad medetažo, dpl=35cm) (1 kom)						
ozn	oblika in mere [cm]	Ø	lg [m]	n [kos]	lgn [m]	Teža pozicije [kg]
35	284 20 20	10	3.24	4	12.96	8.41
36	315 20	10	3.35	10	33.50	21.74
37	320 20	10	3.40	7	23.80	15.45
38	330 20	10	3.50	15	52.50	34.07
39	350	10	3.50	115	402.50	261.22
40	330 20	10	3.50	44	154.00	99.95
41	20 a a = 92, 214, 335	10	*2.34	1 x 3	7.01	4.55
42	350 20	10	3.70	6	22.20	14.41
43	350 20	10	3.70	18	66.60	43.22
44	351 20	10	3.71	1	3.71	2.41
45	360 20	10	3.80	3	11.40	7.40
46	350 20 20	10	3.90	6	23.40	15.19
47	351 20 20	10	3.91	4	15.64	10.15
48	400	10	4.00	28	112.00	72.69

Palice - specifikacija (POZ: PM - plošča nad medetažo, dpl=35cm) (1 kom)						
ozn	oblika in mere [cm]	Ø	lg [m]	n [kos]	lgn [m]	Teža pozicije [kg]
49	20 a a = 341, 342, 344, 345, 346, 348, 349, 351, 352, 353, 355, 356, 358, 359, 360, 362, 363, 365, 366, 367, 369, 370, 372, 373, 374, 376, 377, 379, 380	10	*3.80	1 x 29	110.32	71.60
50	380 20	10	4.00	103	412.00	267.39
51	400	10	4.00	114	456.00	295.94
52	20 a a = 339, 341, 342, 344, 345, 346, 348, 349, 351, 352, 353, 355, 356, 358, 359, 360, 362, 363, 365, 366, 367, 369, 370, 372, 373, 374, 376, 377, 379, 380, 381	10	*3.80	1 x 31	117.92	76.53
53	362 20 20	10	4.02	1	4.02	2.61
54	395 20	10	4.15	3	12.45	8.08
55	400 20	10	4.20	30	126.00	81.77
56	410 20	10	4.30	101	434.30	281.86
57	394 20 20	10	4.34	19	82.46	53.52
58	20 20 394	10	4.34	80	347.20	225.33
59	420 20	10	4.40	54	237.60	154.20
60	450	10	4.50	21	94.50	61.33

Palice - specifikacija (POZ: PM - plošča nad medetažo, dpl=35cm) (1 kom)

ozn	oblika in mere [cm]	Ø	lg [m]	n [kos]	lgn [m]	Teža pozicije [kg]
61	430 20	10	4.50	78	351.00	227.80
62	410 20 20	10	4.50	6	27.00	17.52
63	450	10	4.50	14	63.00	40.89
64	430 20	10	4.50	37	166.50	108.06
65	412 20 20	10	4.52	6	27.12	17.60
66	438 20	10	4.58	3	13.74	8.92
67	440 20	10	4.60	7	32.20	20.90
68	440 20	10	4.60	26	119.60	77.62
69	460	10	4.60	60	276.00	179.12
70	424 20 20	10	4.64	2	9.28	6.02
71	470	10	4.70	21	98.70	64.06
72	460 20	10	4.80	11	52.80	34.27
73	20 a a = 426, 427, 429, 430, 432, 433, 435, 436, 437, 439, 440, 442, 443, 444, 446, 447, 449, 450, 452, 453, 454, 456, 457, 459, 460, 461, 463	10	*4.64	1 x 27	125.40	81.38
74	a 20 20 a = 449, 451, 452, 453, 455, 456, 457	10	*4.93	1 x 7	34.53	22.41
75	500	10	5.00	110	550.00	356.95

Palice - specifikacija (POZ: PM - plošča nad medetažo, dpl=35cm) (1 kom)						
ozn	oblika in mere [cm]	Ø	lg [m]	n [kos]	lgn [m]	Teža pozicije [kg]
76	510	10	5.10	20	102.00	66.20
77	500 20	10	5.20	19	98.80	64.12
78	530	10	5.30	32	169.60	110.07
79	a 20 a = 474, 476, 477, 478, 480, 481, 482, 484, 485, 487, 488, 489, 491, 492, 494, 495, 496, 498, 499, 500, 502, 503, 505, 506, 507, 509, 510, 512, 513, 514	10	*5.14	1 x 30	154.27	100.12
80	530 20	10	5.50	26	143.00	92.81
81	550	10	5.50	112	616.00	399.78
82	530 20	10	5.50	3	16.50	10.71
83	540 20	10	5.60	7	39.20	25.44
84	a a = 103, 264, 425, 586	10	*3.45	1 x 4	13.78	8.94
85	593	10	5.93	6	35.58	23.09
86	580 20	10	6.00	30	180.00	116.82
87	a 20 a = 566, 567, 569, 570, 572, 573, 574, 576, 577, 579, 580	10	*5.93	1 x 11	65.23	42.33
88	569 20 20	10	6.09	4	24.36	15.81
89	590 20	10	6.10	1	6.10	3.96
90	a a = 113, 280, 447, 614	10	*3.63	1 x 4	14.54	9.44

Palice - specifikacija (POZ: PM - plošča nad medetažo, dpl=35cm) (1 kom)						
ozn	oblika in mere [cm]	Ø	lg [m]	n [kos]	lgn [m]	Teža pozicije [kg]
91	615 20	10	6.35	3	19.05	12.36
92	620 20	10	6.40	8	51.20	33.23
93	660	10	6.60	12	79.20	51.40
94	660	10	6.60	53	349.80	227.02
95	630 20 20	10	6.70	3	20.10	13.04
96	634 20 20	10	6.74	8	53.92	34.99
97	634 20 20	10	6.74	4	26.96	17.50
98	634 20 20	10	6.74	4	26.96	17.50
99	670 20	10	6.90	15	103.50	67.17
100	a 2 x : a = 60, 218, 376, 535, 693	10	*3.76	2 x 5	37.64	24.43
101	a 20 a = 682, 684, 685, 687, 688, 689, 691, 692	10	*7.07	1 x 8	56.58	36.72
102	695 20	10	7.15	17	121.55	78.89
103	720	10	7.20	6	43.20	28.04
104	a a = 84, 245, 405, 566, 726	10	*4.05	1 x 5	20.26	13.15
105	a a = 166, 310, 455, 599, 743	10	*4.55	1 x 5	22.73	14.75
106	750	10	7.50	101	757.50	491.62
107	760	10	7.60	155	1178.00	764.52

Palice - specifikacija (POZ: PM - plošča nad medetažo, dpl=35cm) (1 kom)

ozn	oblika in mere [cm]	Ø	lg [m]	n [kos]	lgn [m]	Teža pozicije [kg]
108	750 20	10	7.70	179	1378.30	894.52
109	734 20 20	10	7.74	6	46.44	30.14
110	755 20	10	7.75	7	54.25	35.21
111	a 20 20 a = 739, 739, 739, 739, 739, 739, 739, 739, 739, 739, 739, 739, 739, 739, 739, 739, 739, 739, 739, 739, 739, 739, 739, 739, 739, 739, 739, 739, 739, 739, 739, 739, 739, 739	10	*7.79	1 x 34	264.86	171.89
112	740 20 20	10	7.80	26	202.80	131.62
113	743 20 20	10	7.83	45	352.35	228.68
114	790	10	7.90	109	861.10	558.85
115	784 20	10	8.04	3	24.12	15.65
116	810	10	8.10	287	2324.70	1508.73
117	a a = 60, 211, 361, 512, 662, 813	10	*4.37	1 x 6	26.19	17.00
118	815	10	8.15	38	309.70	201.00
119	795 20	10	8.15	100	815.00	528.94
120	800 20	10	8.20	26	213.20	138.37
121	780 20 20	10	8.20	4	32.80	21.29

Palice - specifikacija (POZ: PM - plošča nad medetažo, dpl=35cm) (1 kom)						
ozn	oblika in mere [cm]	Ø	lg [m]	n [kos]	lgn [m]	Teža pozicije [kg]
122	a 20 a = 802, 650, 499	10	*6.70	1 x 3	20.11	13.05
123	789 20 20	10	8.29	2	16.58	10.76
124	a a = 92, 242, 391, 540, 690, 839	10	*4.66	1 x 6	27.94	18.13
125	20 a a = 805, 806, 808, 809, 810, 812, 813, 814, 816, 817, 819, 820, 821, 823, 824, 825, 827, 828, 829, 831, 832, 833, 835, 836, 838, 839	10	*8.42	1 x 26	218.90	142.07
126	20 a a = 727, 729, 730, 731, 733, 734, 736, 737, 738, 740, 741, 743, 744, 745, 747, 748, 750, 751, 752, 754, 755, 757, 758, 759, 761, 762, 764, 765, 766, 768, 769, 771, 772, 773, 775, 776, 778, 779, 780, 782, 783, 785, 786, 787, 789, 790, 792, 793, 794, 796, 797, 799, 800, 801, 803, 804, 806, 807, 808, 810, 811, 813, 814, 815, 817, 818, 820, 821, 822, 824, 825, 827, 828, 830, 831, 832, 834, 835, 837, 838, 839, 841, 842, 844, 845, 846, 848, 849, 851, 852, 853, 855, 856, 858, 859, 860, 862, 863, 865, 866	10	*8.17	1 x 100	816.56	529.95
127	895	10	8.95	30	268.50	174.26
128	835 27 48	10	9.10	146	1328.60	862.26
129	20 900	10	9.20	106	975.20	632.90
130	884 20 20	10	9.24	8	73.92	47.97
131	940	10	9.40	135	1269.00	823.58

Palice - specifikacija (POZ: PM - plošča nad medetažo, dpl=35cm) (1 kom)						
ozn	oblika in mere [cm]	Ø	lg [m]	n [kos]	lgn [m]	Teža pozicije [kg]
132	911 20 20	10	9.51	7	66.57	43.20
133	911 20 20	10	9.51	4	38.04	24.69
134	a 20 20 a = 914, 913, 911, 910, 908, 907, 906, 904, 903, 901	10	*9.48	1 x 10	94.77	61.51
135	a 20 20 a = 901, 903, 904, 905, 907, 908, 910, 911, 912, 914, 915	10	*9.48	1 x 11	104.30	67.69
136	960	10	9.60	94	902.40	585.66
137	a 20 a = 903, 904, 906, 907, 908, 910, 911, 913, 914, 915, 917, 918, 920, 921, 922, 924, 925, 926, 928, 929, 931, 932, 933, 935, 936, 938, 939, 940	10	*9.42	1 x 28	263.65	171.11
138	970	10	9.70	131	1270.70	824.68
139	985	10	9.85	86	847.10	549.77
140	975 20	10	9.95	23	228.85	148.52
141	1000	10	10.00	18	180.00	116.82

Palice - specifikacija (POZ: PM - plošča nad medetažo, dpl=35cm) (1 kom)						
ozn	oblika in mere [cm]	Ø	lg [m]	n [kos]	lgn [m]	Teža pozicije [kg]
142	a 20 a = 994, 993, 991, 990, 989, 987, 986, 985, 983, 982, 980, 979, 978, 976, 975, 973, 972, 971, 969, 968, 966, 965, 964, 962, 961, 959, 958, 957, 955, 954, 952, 951, 950, 948, 947, 945, 944, 943, 941, 940, 938, 937, 936, 934, 933, 931, 930, 929, 927, 926, 924, 923, 922, 920, 919, 917, 916, 915, 913, 912, 910, 909, 908, 906, 905, 903, 902, 901, 899, 898, 896, 895, 894, 892, 891, 889, 888, 887, 885, 884, 883, 881, 880, 878, 877, 876, 874, 873, 871, 870, 869, 867, 866, 864, 863, 862, 860, 859, 857, 856, 855	10	*9.44	1 x 101	953.88	619.07
143	984 20 20	10	10.24	6	61.44	39.87
144	984 20 20	10	10.24	6	61.44	39.87
145	a 20 a = 946, 948, 949, 951, 952, 953, 955, 956, 958, 959, 960, 962, 963, 965, 966, 967, 969, 970, 972, 973, 974, 976, 977, 979, 980, 981, 983, 984, 986, 987, 988, 990, 991, 993, 994, 995, 997, 998, 1000, 1001, 1002, 1004, 1005, 1007, 1008, 1009, 1011, 1012, 1014, 1015, 1016, 1018	10	*10.02	1 x 52	521.09	338.19
146	1016 20 20	10	10.56	14	147.84	95.95

Palice - specifikacija (POZ: PM - plošča nad medetažo, dpl=35cm) (1 kom)						
ozn	oblika in mere [cm]	Ø	lg [m]	n [kos]	lgn [m]	Teža pozicije [kg]
147	a 20 a = 1040, 1038, 1037, 1036, 1034, 1033, 1031, 1030, 1029, 1027, 1026, 1025, 1023, 1022, 1020, 1019, 1018, 1016, 1015, 1013, 1012, 1011, 1009, 1008, 1006, 1005, 1004, 1002, 1001, 1000, 998, 997, 995, 994, 993, 991, 990, 988, 987, 986, 984, 983, 981	10	*10.31	1 x 43	443.17	287.62
148	a 20 20 a = 1045, 1046, 1048, 1049, 1051, 1052, 1054, 1055, 1056, 1058, 1059	10	*10.92	1 x 11	120.13	77.96
149	a 20 20 a = 1107, 1106, 1104, 1103, 1101, 1100, 1099, 1097, 1096, 1094, 1093, 1091, 1090, 1089, 1087, 1086, 1084, 1083, 1082, 1080, 1079, 1077, 1076, 1075, 1073, 1072, 1070, 1069, 1068, 1066, 1065, 1063, 1062, 1061, 1059, 1058, 1056, 1055, 1053, 1052, 1051, 1049, 1048, 1046, 1045	10	*11.16	1 x 45	502.20	325.93
150	a 20 a = 1127, 1129, 1130, 1131, 1133, 1134, 1135, 1137	10	*11.52	1 x 8	92.16	59.81
151	a 20 20 a = 1128, 1130, 1131, 1132, 1134, 1135, 1137	10	*11.72	1 x 7	82.07	53.26
152	20 1180	10	12.00	44	528.00	342.67
153	1200	10	12.00	28	336.00	218.06
154	1200	10	12.00	19	228.00	147.97

Palice - specifikacija (POZ: PM - plošča nad medetažo, dpl=35cm) (1 kom)						
ozn	oblika in mere [cm]	Ø	lg [m]	n [kos]	lgn [m]	Teža pozicije [kg]
155	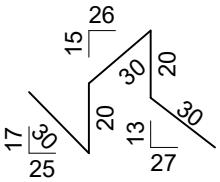	12	1.30	800	1040.00	956.80
156	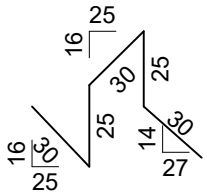	12	1.40	2600	3640.00	3348.80
157	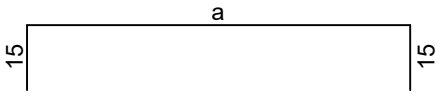 2 x : a = 140, 142, 144, 146, 148, 150, 152, 154	12	*1.77	2 x 8	28.32	26.05
158	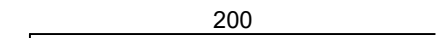	12	2.00	36	72.00	66.24
159	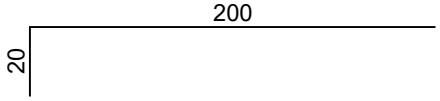	12	2.20	6	13.20	12.14
160	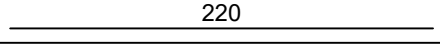	12	2.20	7	15.40	14.17
161	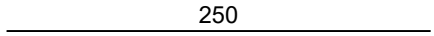	12	2.50	38	95.00	87.40
162	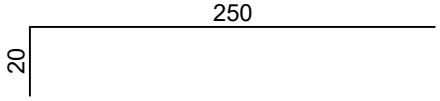	12	2.70	15	40.50	37.26
163	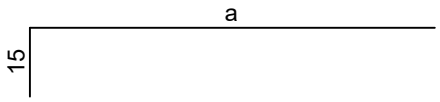 2 x : a = 274, 272, 270, 268, 266, 264, 263, 261, 259, 257, 255	12	*2.79	2 x 11	61.48	56.56
164	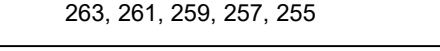	12	3.00	34	102.00	93.84
165	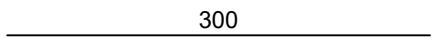	12	3.20	19	60.80	55.94
166	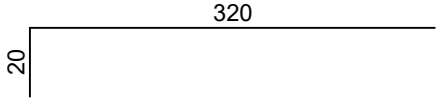	12	3.40	29	98.60	90.71
167	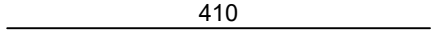	12	4.10	64	262.40	241.41
168	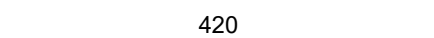	12	4.20	63	264.60	243.43
169	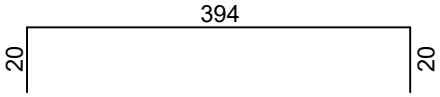	12	4.34	17	73.78	67.88

Palice - specifikacija (POZ: PM - plošča nad medetažo, dpl=35cm) (1 kom)						
ozn	oblika in mere [cm]	Ø	lg [m]	n [kos]	lgn [m]	Teža pozicije [kg]
170	450	12	4.50	8	36.00	33.12
171	510	12	5.10	31	158.10	145.45
172	560	12	5.60	19	106.40	97.89
173	620	12	6.20	18	111.60	102.67
174	20 670	12	6.90	24	165.60	152.35
175	770	12	7.70	31	238.70	219.60
176	850	12	8.50	29	246.50	226.78
177	860	12	8.60	29	249.40	229.45
178	960	12	9.60	13	124.80	114.82
179	990	12	9.90	44	435.60	400.75
180	1020	12	10.20	37	377.40	347.21
181	154	14	1.54	2	3.08	3.86
182	160 20	14	1.80	1	1.80	2.25
183	100 100 100 9.	14	2.00	4	8.00	10.02
184	100 100	14	2.00	9	18.00	22.54
185	9. 100 100 118	14	2.18	5	10.90	13.65
186	250	14	2.50	24	60.00	75.12
187	250 20	14	2.70	27	72.90	91.27
188	300	14	3.00	8	24.00	30.05
189	300 20	14	3.20	18	57.60	72.12

Palice - specifikacija (POZ: PM - plošča nad medetažo, dpl=35cm) (1 kom)						
ozn	oblika in mere [cm]	Ø	lg [m]	n [kos]	lgn [m]	Teža pozicije [kg]
190	12 89 90 90 155	14	3.35	2	6.70	8.39
191	250 100	14	3.50	8	28.00	35.06
192	350 20	14	3.70	28	103.60	129.71
193	400	14	4.00	4	16.00	20.03
194	400 20	14	4.20	52	218.40	273.44
195	420	14	4.20	7	29.40	36.81
196	500	14	5.00	5	25.00	31.30
197	520	14	5.20	19	98.80	123.70
198	510 20	14	5.30	2	10.60	13.27
199	550	14	5.50	456	2508.00	3140.02
200	600	14	6.00	77	462.00	578.42
201	670	14	6.70	12	80.40	100.66
202	634 20 20	14	6.74	7	47.18	59.07
203	770	14	7.70	5	38.50	48.20
204	740 20 20	14	7.80	7	54.60	68.36
205	790	14	7.90	5	39.50	49.45
206	900	14	9.00	4	36.00	45.07
207	983	14	9.83	4	39.32	49.23
208	1000	14	10.00	18	180.00	225.36
209	1100	14	11.00	20	220.00	275.44
210	1100	14	11.00	4	44.00	55.09

Palice - specifikacija (POZ: PM - plošča nad medetažo, dpl=35cm) (1 kom)						
ozn	oblika in mere [cm]	Ø	lg [m]	n [kos]	lgn [m]	Teža pozicije [kg]
211	1106	14	11.06	4	44.24	55.39
212	1200	14	12.00	50	600.00	751.20
213	180 20	16	2.00	8	16.00	26.21
214	200 20	16	2.20	8	17.60	28.83
215	220	16	2.20	40	88.00	144.14
216	220 20	16	2.40	1	2.40	3.93
217	230 20	16	2.50	17	42.50	69.61
218	250	16	2.50	16	40.00	65.52
219	250 20	16	2.70	16	43.20	70.76
220	300 20	16	3.20	14	44.80	73.38
221	310 20	16	3.30	3	9.90	16.22
222	310 20	16	3.30	15	49.50	81.08
223	20 370	16	3.90	14	54.60	89.43
224	370 20	16	3.90	3	11.70	19.16
225	400	16	4.00	8	32.00	52.42
226	424 20 20	16	4.64	1	4.64	7.60
227	575	16	5.75	58	333.50	546.27
228	650	16	6.50	27	175.50	287.47

Palice - specifikacija (POZ: PM - plošča nad medetažo, dpl=35cm) (1 kom)

ozn	oblika in mere [cm]	Ø	lg [m]	n [kos]	lgn [m]	Teža pozicije [kg]
229	700	16	7.00	132	924.00	1513.51
230	770 20	16	7.90	67	529.30	866.99
231	180 20	18	2.00	16	32.00	69.44
232	250	18	2.50	8	20.00	43.40
233	250 20	18	2.70	12	32.40	70.31
234	300 20	18	3.20	59	188.80	409.70
235	20 350	18	3.70	14	51.80	112.41
236	450 20	18	4.70	17	79.90	173.38
237	500	18	5.00	48	240.00	520.80
238	210 20	20	2.30	2	4.60	11.73
239	280	20	2.80	16	44.80	114.24
240	300 20	20	3.20	37	118.40	301.92
241	340 20	20	3.60	26	93.60	238.68
242	350 20	20	3.70	24	88.80	226.44
243	400 20	20	4.20	56	235.20	599.76
244	20 450	20	4.70	23	108.10	275.66
245	550	20	5.50	34	187.00	476.85

Palice - specifikacija (POZ: PM - plošča nad medetažo, dpl=35cm) (1 kom)						
ozn	oblika in mere [cm]	Ø	lg [m]	n [kos]	lgn [m]	Teža pozicije [kg]
246	600	20	6.00	14	84.00	214.20
247	620	20	6.20	16	99.20	252.96
248	650	20	6.50	60	390.00	994.50
249	700	20	7.00	142	994.00	2534.70
250	1100	20	11.00	8	88.00	224.40
251	320 20	22	3.40	4	13.60	42.05
252	20 450	22	4.70	13	61.10	188.92
253	1100	22	11.00	10	110.00	340.12
254	360 20	25	3.80	27	102.60	405.37
255	394 20 20	25	4.34	63	273.42	1080.28
256	700 20 20	25	7.40	396	2930.40	11578.01
257	770 20	25	7.90	43	339.70	1342.15
258	24 24 24 6 24	8	1.38	6	8.28	3.39
259	60 24 60	10	1.44	43	61.92	40.19
260	60 24 60	10	1.44	255	367.20	238.31
261	60 29 60	10	1.49	46	68.54	44.48

Palice - specifikacija (POZ: PM - plošča nad medetažo, dpl=35cm) (1 kom)						
ozn	oblika in mere [cm]	Ø	lg [m]	n [kos]	lgn [m]	Teža pozicije [kg]
262	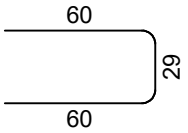	10	1.49	976	1454.24	943.80
263	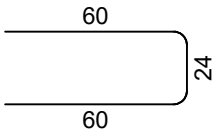	16	1.44	28	40.32	66.04
264	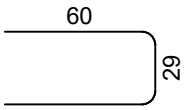	16	1.49	29	43.21	70.78
265	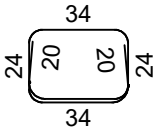	18	1.90	3	5.70	12.37
266	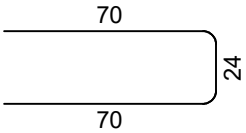	18	1.64	85	139.40	302.50
267	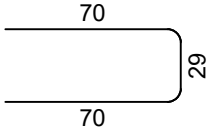	18	1.69	15	25.35	55.01
268	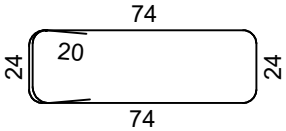	18	2.60	11	28.60	62.06
269	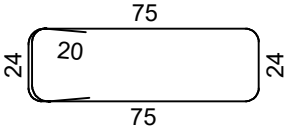	18	2.62	9	23.58	51.17
270	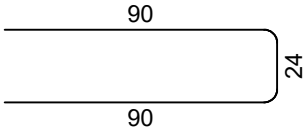	20	2.04	23	46.92	119.65
271	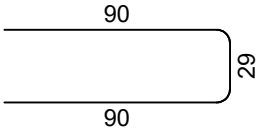	20	2.09	14	29.26	74.61
272	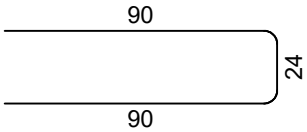	22	2.04	13	26.52	82.00
273	a a = 84, 268, 452, 636	10	*3.60	1 x 4	14.40	9.35

Palice - specifikacija (POZ: PM - plošča nad medetažo, dpl=35cm) (1 kom)						
ozn	oblika in mere [cm]	Ø	lg [m]	n [kos]	lgn [m]	Teža pozicije [kg]
274	a a = 80, 240	10	*1.60	1 x 2	3.20	2.08
275	a a = 80, 244, 407	10	*2.44	1 x 3	7.31	4.74
276	a a = 80, 280	10	*1.80	1 x 2	3.60	2.34
277	a a = 80, 269, 457	10	*2.69	1 x 3	8.06	5.23
278	a a = 80, 266, 451	10	*2.66	1 x 3	7.97	5.17
279	a a = 80, 231, 381	10	*2.31	1 x 3	6.92	4.49
280	a a = 80, 225, 369	10	*2.25	1 x 3	6.74	4.37
281	a a = 80, 234, 388, 541	10	*3.11	1 x 4	12.43	8.07
282	a a = 80, 236, 392	10	*2.36	1 x 3	7.08	4.59
Skupaj						64775.54

Palice - specifikacija (POZ.: PS -plošča nad nadstropjem / strešna plošča, dpl=30cm in 35cm;) (1 kom)						
ozn	oblika in mere [cm]	Ø	lg [m]	n [kos]	lgn [m]	Teža pozicije [kg]
1	114; 20	8	1.34	4	5.36	2.19
2	140; 20	8	1.60	3	4.80	1.96
3	150; 20; 20	8	1.90	21	39.90	16.32
4	200	8	2.00	60	120.00	49.08
5	250	8	2.50	7	17.50	7.16
6	220; 20; 20	8	2.60	5	13.00	5.32
7	250; 20	8	2.70	39	105.30	43.07
8	300	8	3.00	55	165.00	67.48
9	350	8	3.50	30	105.00	42.95
10	400	8	4.00	5	20.00	8.18
11	20; 400	8	4.20	21	88.20	36.07
12	450	8	4.50	15	67.50	27.61
13	500	8	5.00	83	415.00	169.73
14	120	10	1.20	3	3.60	2.34
15	120; 20	10	1.40	17	23.80	15.45
16	150	10	1.50	89	133.50	86.64
17	114; 20; 20	10	1.54	10	15.40	9.99
18	160; 20	10	1.80	6	10.80	7.01
19	200	10	2.00	61	122.00	79.18

Palice - specifikacija (POZ.: PS -plošča nad nadstropjem / strešna plošča, dpl=30cm in 35cm;) (1 kom)						
ozn	oblika in mere [cm]	Ø	lg [m]	n [kos]	lgn [m]	Teža pozicije [kg]
20	180 20	10	2.00	63	126.00	81.77
21	200	10	2.00	36	72.00	46.73
22	169 20 20	10	2.09	1	2.09	1.36
23	200 20	10	2.20	7	15.40	9.99
24	220	10	2.20	7	15.40	9.99
25	250	10	2.50	102	255.00	165.50
26	250 20	10	2.70	8	21.60	14.02
27	250 20 20	10	2.90	23	66.70	43.29
28	280 20	10	3.00	10	30.00	19.47
29	300	10	3.00	36	108.00	70.09
30	20 290	10	3.10	1	3.10	2.01
31	290 20	10	3.10	6	18.60	12.07
32	a 20 a = 80, 298	10	*2.09	1 x 2	4.18	2.71
33	300 20	10	3.20	6	19.20	12.46
34	315 20	10	3.35	4	13.40	8.70
35	350	10	3.50	34	119.00	77.23

Palice - specifikacija (POZ.: PS -plošča nad nadstropjem / strešna plošča, dpl=30cm in 35cm;) (1 kom)						
ozn	oblika in mere [cm]	Ø	lg [m]	n [kos]	lgn [m]	Teža pozicije [kg]
36	350 20	10	3.70	25	92.50	60.03
37	380	10	3.80	3	11.40	7.40
38	351 20 20	10	3.91	11	43.01	27.91
39	380 20	10	4.00	6	24.00	15.58
40	400	10	4.00	44	176.00	114.22
41	410	10	4.10	15	61.50	39.91
42	400 20	10	4.20	47	197.40	128.11
43	a a = 134, 278, 422	10	*2.78	1 x 3	8.34	5.41
44	20 410	10	4.30	21	90.30	58.60
45	440	10	4.40	19	83.60	54.26
46	430 20	10	4.50	187	841.50	546.13
47	450	10	4.50	19	85.50	55.49
48	455 20	10	4.75	1	4.75	3.08
49	480	10	4.80	15	72.00	46.73
50	a 20 a = 447, 449, 450, 451, 453, 454, 456, 457, 459, 460, 461, 463, 464, 466, 467, 468, 470, 471, 473, 474	10	*4.81	1 x 20	96.13	62.39
51	a 20 20 a = 450, 451, 452, 454, 455, 456, 458	10	*4.94	1 x 7	34.56	22.43
52	500	10	5.00	133	665.00	431.59

Palice - specifikacija (POZ.: PS -plošča nad nadstropjem / strešna plošča, dpl=30cm in 35cm;) (1 kom)						
ozn	oblika in mere [cm]	Ø	lg [m]	n [kos]	lgn [m]	Teža pozicije [kg]
53	480 20	10	5.00	6	30.00	19.47
54	497 20	10	5.17	3	15.51	10.07
55	20 500	10	5.20	18	93.60	60.75
56	525	10	5.25	5	26.25	17.04
57	492 20 20	10	5.32	4	21.28	13.81
58	540	10	5.40	7	37.80	24.53
59	550	10	5.50	31	170.50	110.65
60	20 a a = 551, 553, 555, 556, 558, 560	10	*5.75	1 x 6	34.53	22.41
61	575 20	10	5.95	3	17.85	11.58
62	580 20	10	6.00	141	846.00	549.05
63	569 20 20	10	6.09	4	24.36	15.81
64	595 20	10	6.15	2	12.30	7.98
65	630 20	10	6.50	5	32.50	21.09
66	650	10	6.50	5	32.50	21.09
67	634 20 20	10	6.74	3	20.22	13.12
68	700	10	7.00	108	756.00	490.64

Palice - specifikacija (POZ.: PS -plošča nad nadstropjem / strešna plošča, dpl=30cm in 35cm;) (1 kom)						
ozn	oblika in mere [cm]	Ø	lg [m]	n [kos]	lgn [m]	Teža pozicije [kg]
69	660 20 20	10	7.00	13	91.00	59.06
70	690 20	10	7.10	34	241.40	156.67
71	684 20 20	10	7.24	2	14.48	9.40
72	a a = 94, 304, 515, 726	10	*4.10	1 x 4	16.39	10.64
73	697 20 20	10	7.37	3	22.11	14.35
74	a a = 144, 293, 442, 591, 739	10	*4.42	1 x 5	22.09	14.34
75	723 20 20	10	7.63	1	7.63	4.95
76	750 20	10	7.70	155	1193.50	774.58
77	735 20 20	10	7.75	2	15.50	10.06
78	760 20	10	7.80	25	195.00	126.56
79	800	10	8.00	17	136.00	88.26
80	a a = 80, 227, 373, 519, 666, 812	10	*4.46	1 x 6	26.77	17.37
81	800 20	10	8.20	43	352.60	228.84
82	780 20 20	10	8.20	4	32.80	21.29
83	815 20	10	8.35	2	16.70	10.84

Palice - specifikacija (POZ.: PS -plošča nad nadstropjem / strešna plošča, dpl=30cm in 35cm;) (1 kom)						
ozn	oblika in mere [cm]	Ø	lg [m]	n [kos]	lgn [m]	Teža pozicije [kg]
84	820 20	10	8.40	5	42.00	27.26
85	840 20	10	8.60	14	120.40	78.14
86	900	10	9.00	7	63.00	40.89
87	20 a a = 825, 827, 828, 830, 831, 832, 834, 835, 836, 838, 839, 841, 842, 843, 845, 846, 848, 849, 850, 852, 853, 855, 856, 857, 859, 860, 861, 863, 864, 866, 867, 868, 870, 871, 873, 874, 875, 877, 878, 880	10	*8.72	1 x 40	348.98	226.49
88	884 20 20	10	9.24	6	55.44	35.98
89	930	10	9.30	50	465.00	301.79
90	910 20	10	9.30	101	939.30	609.61
91	911 20 20	10	9.51	3	28.53	18.52
92	20 a a = 935, 934, 933, 931, 930, 928, 927, 926, 924, 923, 922, 920, 919, 917, 916, 915, 913, 912, 910, 909, 908, 906, 905, 903, 902, 901, 899, 898, 897, 895, 894, 892, 891, 890, 888, 887, 885, 884, 883, 881, 880, 879, 877, 876, 874, 873, 872, 870	10	*9.23	1 x 48	442.94	287.47
93	20 a a = 139, 300, 460, 620, 781, 941	10	*5.60	1 x 6	33.61	21.81
94	950 20	10	9.70	51	494.70	321.06
95	975	10	9.75	172	1677.00	1088.37

Palice - specifikacija (POZ.: PS -plošča nad nadstropjem / strešna plošča, dpl=30cm in 35cm;) (1 kom)						
ozn	oblika in mere [cm]	Ø	lg [m]	n [kos]	lgn [m]	Teža pozicije [kg]
96	939 20 20	10	9.79	2	19.58	12.71
97	20 a a = 949, 951, 952, 953, 955, 956, 958, 959, 960, 962, 963, 965, 966, 967, 969, 970, 972	10	*9.80	1 x 17	166.67	108.17
98	a 20 a = 907, 908, 910, 911, 912, 914, 915, 917, 918, 919, 921, 922, 924, 925, 926, 928, 929, 931, 932, 934, 935, 936, 938, 939, 941, 942, 943, 945, 946, 948, 949, 950, 952, 953, 955, 956, 957, 959, 960, 962, 963, 965, 966, 967, 969, 970, 972, 973, 974, 976	10	*9.61	1 x 50	480.64	311.94
99	1000	10	10.00	152	1520.00	986.48
100	20 a a = 914, 916, 918, 919, 921, 923, 924, 926, 927, 929, 931, 932, 934, 935, 937, 939, 940, 942, 944, 945, 947, 948, 950, 952, 953, 955, 957, 958, 960, 961, 963, 965, 966, 968, 970, 971, 973, 974, 976, 978, 979, 981, 982, 984, 986, 987	10	*9.71	1 x 46	446.60	289.84
101	a a = 80, 237, 394, 550, 707, 864, 1020	10	*5.50	1 x 7	38.52	25.00
102	1000 20	10	10.20	8	81.60	52.96
103	1100	10	11.00	40	440.00	285.56

Palice - specifikacija (POZ.: PS -plošča nad nadstropjem / strešna plošča, dpl=30cm in 35cm;) (1 kom)						
ozn	oblika in mere [cm]	Ø	lg [m]	n [kos]	lgn [m]	Teža pozicije [kg]
104	 a = 1099, 1098, 1097, 1095, 1094, 1092, 1091, 1090, 1088, 1087, 1085, 1084, 1083, 1081, 1080, 1078, 1077, 1076, 1074, 1073, 1071, 1070, 1069, 1067, 1066, 1064, 1063, 1062, 1060, 1059, 1057, 1056, 1055, 1053, 1052, 1050, 1049, 1048, 1046, 1045, 1043, 1042, 1041, 1039, 1038, 1036, 1035, 1034, 1032, 1031, 1029, 1028, 1027, 1025, 1024, 1022, 1021, 1020, 1018, 1017, 1015, 1014, 1013, 1011, 1010, 1008, 1007, 1006, 1004, 1003, 1001, 1000, 999, 997, 996, 994, 993, 992, 990, 989, 987, 986, 985, 983, 982, 980, 979, 978, 976, 975, 973, 972, 971, 969, 968, 966, 965, 964, 962, 961, 959, 958, 957, 955, 954, 952, 951, 950, 948, 947, 945	10	*10.42	1 x 111	1157.06	750.93
105	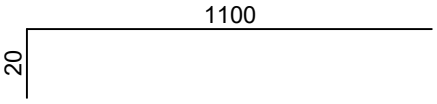	10	11.20	174	1948.80	1264.77
106	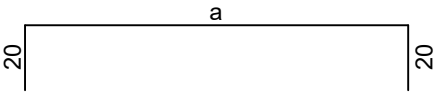 a = 1128, 1130, 1132	10	*11.70	1 x 3	35.10	22.78
107	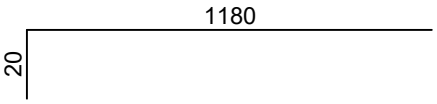	10	12.00	164	1968.00	1277.23
108	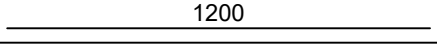	10	12.00	6	72.00	46.73
109	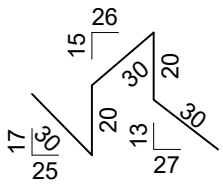	12	1.30	800	1040.00	956.80
110	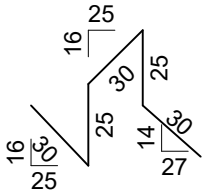	12	1.40	1500	2100.00	1932.00
111		12	1.50	12	18.00	16.56
112		12	2.00	24	48.00	44.16

Palice - specifikacija (POZ.: PS -plošča nad nadstropjem / strešna plošča, dpl=30cm in 35cm;) (1 kom)						
ozn	oblika in mere [cm]	Ø	lg [m]	n [kos]	lgn [m]	Teža pozicije [kg]
113	240	12	2.40	11	26.40	24.29
114	250	12	2.50	37	92.50	85.10
115	250	12	2.50	16	40.00	36.80
116	300	12	3.00	4	12.00	11.04
117	300	12	3.00	6	18.00	16.56
118	300 20	12	3.20	7	22.40	20.61
119	350	12	3.50	17	59.50	54.74
120	400	12	4.00	98	392.00	360.64
121	450	12	4.50	56	252.00	231.84
122	530	12	5.30	16	84.80	78.02
123	550	12	5.50	4	22.00	20.24
124	60 27 a a = 476, 477, 478, 479, 481, 482, 483, 485, 486, 487	12	*5.68	1 x 10	56.84	52.29
125	60 27 a a = 515, 517, 518, 520, 521, 523, 524, 525, 527	12	*6.08	1 x 9	54.73	50.35
126	620	12	6.20	28	173.60	159.71
127	700	12	7.00	24	168.00	154.56
128	740	12	7.40	29	214.60	197.43
129	800 20 20	12	8.40	8	67.20	61.82
130	1050 20	12	10.70	17	181.90	167.35
131	1200	12	12.00	12	144.00	132.48
132	9. 100 100 100	14	2.00	10	20.00	25.04

Palice - specifikacija (POZ.: PS -plošča nad nadstropjem / strešna plošča, dpl=30cm in 35cm;) (1 kom)						
ozn	oblika in mere [cm]	Ø	lg [m]	n [kos]	lgn [m]	Teža pozicije [kg]
133	100 100 100 9.	14	2.00	10	20.00	25.04
134	100 100	14	2.00	20	40.00	50.08
135	250	14	2.50	29	72.50	90.77
136	290	14	2.90	12	34.80	43.57
137	300	14	3.00	30	90.00	112.68
138	390	14	3.90	6	23.40	29.30
139	400	14	4.00	13	52.00	65.10
140	450	14	4.50	37	166.50	208.46
141	460	14	4.60	5	23.00	28.80
142	500	14	5.00	11	55.00	68.86
143	980	14	9.80	5	49.00	61.35
144	1100	14	11.00	5	55.00	68.86
145	1200	14	12.00	65	780.00	976.56
146	250	16	2.50	22	55.00	90.09
147	250 20	16	2.70	20	54.00	88.45
148	145 20 20	20	1.85	6	11.10	28.30
149	147 20 20	20	1.87	1	1.87	4.77
150	147 20 20	20	1.87	5	9.35	23.84
151	169 20 20	20	2.09	1	2.09	5.33
152	200 20	20	2.20	16	35.20	89.76

Palice - specifikacija (POZ.: PS -plošča nad nadstropjem / strešna plošča, dpl=30cm in 35cm;) (1 kom)

ozn	oblika in mere [cm]	Ø	lg [m]	n [kos]	lgn [m]	Teža pozicije [kg]
153	20 195 20	20	2.35	11	25.85	65.92
154	20 200 20	20	2.40	30	72.00	183.60
155	250	20	2.50	8	20.00	51.00
156	20 250	20	2.70	6	16.20	41.31
157	300	20	3.00	4	12.00	30.60
158	20 290 20	20	3.30	70	231.00	589.05
159	350	20	3.50	14	49.00	124.95
160	20 317 20	20	3.57	3	10.71	27.31
161	20 330 20	20	3.70	38	140.60	358.53
162	20 360	20	3.80	4	15.20	38.76
163	20 360 20	20	4.00	6	24.00	61.20
164	20 382 20	20	4.22	4	16.88	43.04
165	450	20	4.50	4	18.00	45.90
166	20 472 20	20	5.12	15	76.80	195.84
167	530	20	5.30	8	42.40	108.12
168	20 550 20	20	5.90	99	584.10	1489.45
169	20 610 20	20	6.50	10	65.00	165.75

Palice - specifikacija (POZ.: PS -plošča nad nadstropjem / strešna plošča, dpl=30cm in 35cm;) (1 kom)						
ozn	oblika in mere [cm]	Ø	lg [m]	n [kos]	lgn [m]	Teža pozicije [kg]
170	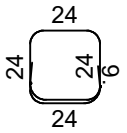	8	1.38	6	8.28	3.39
171	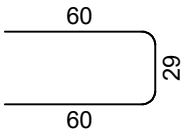	8	1.49	119	177.31	72.52
172	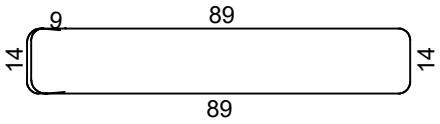	8	2.38	167	397.46	162.56
173	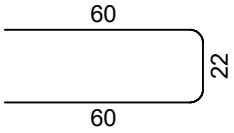	10	1.42	10	14.20	9.22
174	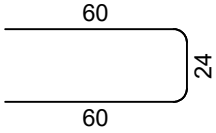	10	1.44	516	743.04	482.23
175	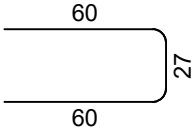	10	1.47	20	29.40	19.08
176	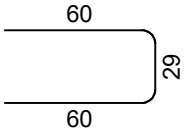	10	1.49	624	929.76	603.41
177	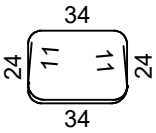	10	1.72	3	5.16	3.35
178	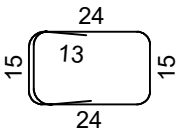	12	1.19	12	14.28	13.14
179	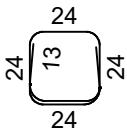	12	1.46	1	1.46	1.34
180	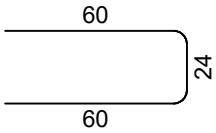	12	1.44	35	50.40	46.37

Palice - specifikacija (POZ.: PS -plošča nad nadstropjem / strešna plošča, dpl=30cm in 35cm;) (1 kom)						
ozn	oblika in mere [cm]	Ø	lg [m]	n [kos]	lgn [m]	Teža pozicije [kg]
181	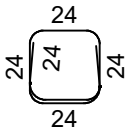	20	1.68	7	11.76	29.99
182	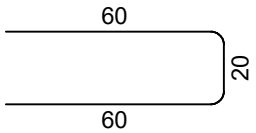	20	1.40	12	16.80	42.84
183	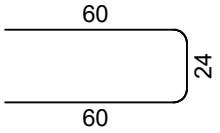	20	1.44	117	168.48	429.62
184	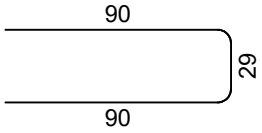	20	2.09	58	121.22	309.11
185	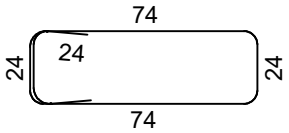	20	2.68	6	16.08	41.00
186	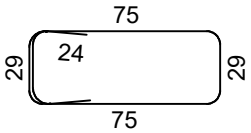	20	2.85	4	11.40	29.07
Skupaj						27352.17

Palice - specifikacija (POZ: PZS - plošča nad zunanjim stopniščem, dpl=20cm) (1 kom)						
ozn	oblika in mere [cm]	Ø	lg [m]	n [kos]	lgn [m]	Teža pozicije [kg]
1	150	8	1.50	14	21.00	8.59
2	294	8	2.94	13	38.22	15.63
3	299	8	2.99	24	71.76	29.35
4	345 10 10	8	3.65	38	138.70	56.73
5	854	8	8.54	16	136.64	55.89
6	59 14 250 36 10 218	10	5.87	21	123.27	80.00
7	24 18 30 11 30 30 16 11 15 25 26	12	1.12	135	151.20	139.10
8	75 75	12	1.50	16	24.00	22.08
9	200	12	2.00	15	30.00	27.60
10	210	12	2.10	32	67.20	61.82
11	60 10 200	12	2.70	15	40.50	37.26
12	294	12	2.94	6	17.64	16.23
13	299	12	2.99	8	23.92	22.01
14	345	12	3.45	8	27.60	25.39
15	855	12	8.55	10	85.50	78.66
16	300	16	3.00	7	21.00	34.40
17	300 13 10 60	16	3.83	7	26.81	43.91

Palice - specifikacija (POZ: PZS - plošča nad zunanjim stopniščem, dpl=20cm) (1 kom)						
ozn	oblika in mere [cm]	Ø	lg [m]	n [kos]	lgn [m]	Teža pozicije [kg]
18	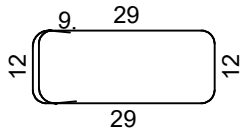	8	1.12	9	10.08	4.12
19	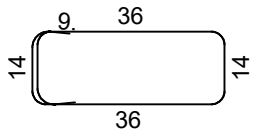	8	1.32	21	27.72	11.34
20	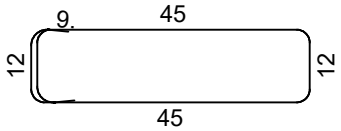	8	1.44	4	5.76	2.36
21	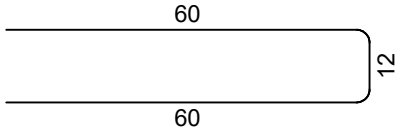	8	1.32	131	172.92	70.72
22	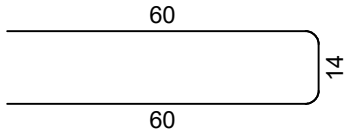	8	1.34	249	333.66	136.47
23	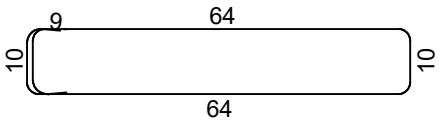	8	1.76	58	102.08	41.75
24	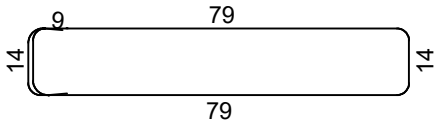	8	2.18	5	10.90	4.46
25	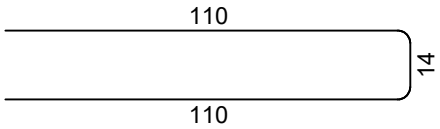	8	2.34	38	88.92	36.37
Skupaj						1062.24

Palice - specifikacija (POZ: PNS - plošča nad sušilnico, dpl=20cm) (1 kom)						
ozn	oblika in mere [cm]	Ø	lg [m]	n [kos]	lgn [m]	Teža pozicije [kg]
1	a a = 443, 445, 446, 447, 449, 450, 451, 453, 454, 455, 457, 458, 459, 461, 462, 463, 465, 466, 467, 469, 470, 471	8	*4.57	1 x 22	100.61	41.15
2	530	8	5.30	15	79.50	32.52
3	600	8	6.00	31	186.00	76.07
4	250	10	2.50	26	65.00	42.19
5	300	10	3.00	5	15.00	9.73
6	450	10	4.50	5	22.50	14.60
7	24 18 30 11 30 30 11 15 30 16 25 26	12	1.12	145	162.40	149.41
8	200 10	12	2.10	8	16.80	15.46
9	12 12 545	12	5.69	8	45.52	41.88
10	852	12	8.52	4	34.08	31.35
11	42 42 852	14	9.36	4	37.44	46.87
12	40 350	20	3.90	2	7.80	19.89
13	19 9. 14 14 9. 19	8	1.03	5	5.15	2.11
14	9. 44 14 14 44	8	1.48	50	74.00	30.27
15	60 14 60	8	1.34	91	121.94	49.87

Palice - specifikacija (POZ: PNS - plošča nad sušilnico, dpl=20cm) (1 kom)						
ozn	oblika in mere [cm]	Ø	lg [m]	n [kos]	lgn [m]	Teža pozicije [kg]
16	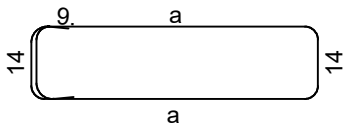 a = 57, 56, 54, 53, 52	8	*1.69	1 x 5	8.44	3.45
17	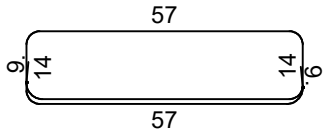	8	2.17	33	71.61	29.29
18	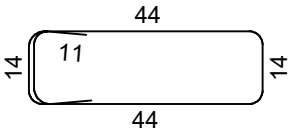	10	1.52	11	16.72	10.85
Skupaj						646.96

Palice - specifikacija (POZ:PD - plošči nad dvigalom, dpl=20cm) (1 kom)						
ozn	oblika in mere [cm]	Ø	lg [m]	n [kos]	lgn [m]	Teža pozicije [kg]
1	343	12	3.43	4	13.72	12.62
2	308	12	3.08	4	12.32	11.33
3	379	12	3.79	4	15.16	13.95
4	381	12	3.81	4	15.24	14.02
5	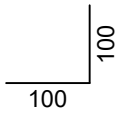	12	2.00	8	16.00	14.72
6	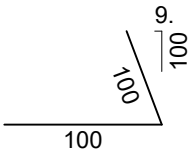	12	2.00	4	8.00	7.36
7	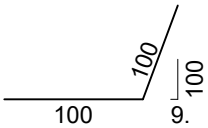	12	2.00	4	8.00	7.36
8	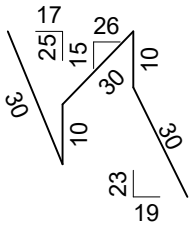	12	1.10	42	46.20	42.50
9	214	12	2.14	16	34.24	31.50
Skupaj						155.37

Palice - izvleček opaža (POZ: PD - Temeljne plošče dvigalnih jaškov)			
Ø [mm]	lgn [m]	Teža enote [kg/m']	Teža [kg]
B500B			
12	202.00	0.92	185.84
14	5149.06	1.25	6446.62
Skupaj			6632.46
Palice - izvleček opaža (POZ: PČ - Temeljne plošče črpalnih jaškov)			
B500B			
12	60.60	0.92	55.75
14	2633.12	1.25	3296.67
Skupaj			3352.42
Palice - izvleček opaža (POZ: TPZD - Temeljne plošča zunanjega dvigala)			
B500B			
8	251.88	0.41	103.02
10	922.81	0.65	598.90
12	482.84	0.92	444.21
14	94.05	1.25	117.75
16	108.72	1.64	178.08
18	42.48	2.17	92.18
20	60.03	2.55	153.08
Skupaj			1687.23
Palice - izvleček opaža (POZ: DPT - Dilatirana plavajoča plošča)			
B500B			
12	212.10	0.92	195.13
14	3114.78	1.25	3899.70
16	1411.12	1.64	2311.41
20	635.92	2.55	1621.60
Skupaj			8027.85
Palice - izvleček opaža (POZ.: TP -temeljna plošča, dpl=70cm;)			
B500B			
8	728.76	0.41	298.06
10	957.96	0.65	621.72
12	22378.62	0.92	20588.33
14	90669.38	1.25	113518.06
16	2652.25	1.64	4344.39
18	409.20	2.17	887.96
20	2361.40	2.55	6021.57

Palice - izvleček opaža (POZ.: TP -temeljna plošča, dpl=70cm;)			
Ø [mm]	lgn [m]	Teža enote [kg/m']	Teža [kg]
22	2073.23	3.09	6410.43
24	1094.40	3.55	3885.12
25	229.40	3.95	906.36
28	1808.32	4.96	8962.03
32	664.15	6.47	4299.71
36	611.10	8.20	5011.02
40	2407.00	10.12	24351.62
Skupaj			200106.38
Palice - izvleček opaža (POZ: PKP - plošča nad kletjo povozne površine)			
B500B			
8	378.80	0.41	154.93
10	26728.03	0.65	17346.49
12	5769.63	0.92	5308.06
14	4583.18	1.25	5738.14
16	638.27	1.64	1045.49
Skupaj			29593.11
Palice - izvleček opaža (POZ:PR - povozna rampa, dpl=30cm)			
B500B			
8	477.96	0.41	195.49
10	502.50	0.65	326.12
12	416.00	0.92	382.72
Skupaj			904.33
Palice - izvleček opaža (POZ: PK - plošča nad kletjo)			
B500B			
8	1140.20	0.41	466.34
10	11844.93	0.65	7687.36
12	5977.43	0.92	5499.24
14	4768.89	1.25	5970.65
16	3013.34	1.64	4935.85
20	1824.25	2.55	4651.84
Skupaj			29211.28
Palice - izvleček opaža (POZ: PP - plošča nad prtličjem)			
B500B			
8	2664.10	0.41	1089.62
10	8123.25	0.65	5271.99

Palice - izvleček opaža (POZ: PP - plošča nad prtličjem)			
Ø [mm]	lgn [m]	Teža enote [kg/m']	Teža [kg]
12	4166.29	0.92	3832.99
14	2713.15	1.25	3396.86
16	1258.36	1.64	2061.19
20	762.99	2.55	1945.62
Skupaj			17598.27
Palice - izvleček opaža (POZ: PM - plošča nad medetažo, dpl=35cm)			
B500B			
8	1303.29	0.41	533.05
10	34790.64	0.65	22579.13
12	8118.18	0.92	7468.73
14	5186.52	1.25	6493.52
16	2502.67	1.64	4099.37
18	867.53	2.17	1882.54
20	2611.88	2.55	6660.29
22	211.22	3.09	653.09
25	3646.12	3.95	14405.82
Skupaj			64775.54
Palice - izvleček opaža (POZ.: PS -plošča nad nadstropjem / strešna plošča, dpl=30cm in 35cm;)			
B500B			
8	1749.61	0.41	715.59
10	23148.46	0.65	15023.35
12	5354.61	0.92	4926.24
14	1481.20	1.25	1854.46
16	109.00	1.64	178.54
20	1825.09	2.55	4653.98
Skupaj			27352.17
Palice - izvleček opaža (POZ: PZS - plošča nad zunanjim stopniščem, dpl=20cm)			
B500B			
8	1158.36	0.41	473.77
10	123.27	0.65	80.00
12	467.56	0.92	430.16
16	47.81	1.64	78.31
Skupaj			1062.24

Palice - izvleček opaža (POZ: PNS - plošča nad sušilnico, dpl=20cm)			
Ø [mm]	lgn [m]	Teža enote [kg/m']	Teža [kg]
B500B			
8	647.25	0.41	264.73
10	119.22	0.65	77.37
12	258.80	0.92	238.10
14	37.44	1.25	46.87
20	7.80	2.55	19.89
Skupaj			646.96
Palice - izvleček opaža (POZ:PD - plošči nad dvigalom, dpl=20cm)			
B500B			
12	168.88	0.92	155.37
Skupaj			155.37

Palice - izvleček			
Ø [mm]	lgn [m]	Teža enote [kg/m']	Teža [kg]
B500B			
8	10500.21	0.41	4294.59
10	107261.07	0.65	69612.43
12	54033.54	0.92	49710.86
14	120430.77	1.25	150779.32
16	11741.54	1.64	19232.64
18	1319.21	2.17	2862.69
20	10089.36	2.55	25727.87
22	2284.45	3.09	7063.52
24	1094.40	3.55	3885.12
25	3875.52	3.95	15312.18
28	1808.32	4.96	8962.03
32	664.15	6.47	4299.71
36	611.10	8.20	5011.02
40	2407.00	10.12	24351.62
Skupaj (B500B)			391105.60
Skupaj			391105.60

Mreže - specifikacija

Pozicija	Oznaka mreže	B [cm]	L [cm]	n	Teža enote [kg/m2]	Skupna teža [kg]	Opomba
POZ: TPZD - Temeljne plošča zunanjega dvigala (1 kom)							
I	Q-424	215	600	2	6.73	173.63	
I-1	Q-424	55	600	1	6.73	22.21	
I-2	Q-424	86	290	1	6.73	16.78	
I-3	Q-424	142	294	1	6.73	28.12	
I-4	Q-424	57	294	1	6.73	11.26	
I-5	Q-424	215	230	2	6.73	66.56	
I-6	Q-424	65	230	2	6.73	20.12	
Skupaj						338.68	

POZ: PKP - plošča nad kletjo povozne površine (1 kom)							
I	Q-424	215	600	4	6.73	347.27	
I-1	Q-424	215	600	7	6.73	607.72	
I-2	Q-424	215	144	1	6.73	20.77	
I-3	Q-424	215	142	1	6.73	20.55	
I-4	Q-424	215	141	1	6.73	20.33	
I-5	Q-424	215	139	1	6.73	20.11	
I-6	Q-424	215	137	1	6.73	19.89	
I-7	Q-424	215	136	1	6.73	19.67	
I-8	Q-424	215	134	1	6.73	19.46	
I-9	Q-424	215	600	1	6.73	86.75	
I-10	Q-424	215	133	1	6.73	19.17	
I-11	Q-424	215	122	1	6.73	17.68	
I-12	Q-424	215	57	1	6.73	8.28	
I-13	Q-424	81	445	1	6.73	24.21	
I-14	Q-424	215	504	8	6.73	583.42	
I-15	Q-424	143	504	1	6.73	48.35	
I-16	Q-424	215	470	4	6.73	272.03	
I-17	Q-424	69	470	2	6.73	43.65	
I-18	Q-424	215	399	2	6.73	115.47	
I-19	Q-424	135	399	2	6.73	72.50	
I-20	Q-424	165	182	1	6.73	20.16	
I-21	Q-424	215	197	1	6.73	28.50	
I-22	Q-424	215	212	1	6.73	30.73	
I-23	Q-424	125	218	1	6.73	18.35	
I-24	Q-424	185	240	1	6.73	29.94	
I-25	Q-424	215	530	1	6.73	76.67	
I-26	Q-424	176	256	1	6.73	30.25	
I-27	Q-424	215	321	3	6.73	139.48	
I-28	Q-424	135	321	1	6.73	29.19	
I-29	Q-424	100	321	1	6.73	21.63	

Mreže - specifikacija							
Pozicija	Oznaka mreže	B [cm]	L [cm]	n	Teža enote [kg/m2]	Skupna teža [kg]	Opomba
I-30	Q-424	215	421	8	6.73	487.34	
I-31	Q-424	175	421	1	6.73	49.58	
I-32	Q-424	102	421	1	6.73	29.04	
II-1	Q-503	210	399	1	7.90	66.19	
II-2	Q-503	140	399	1	7.90	44.13	
Skupaj						3488.49	
POZ:PR - povozna rampa, dpl=30cm (1 kom)							
I-1	Q-503	215	374	12	7.90	762.25	
I-2	Q-503	109	374	2	7.90	64.41	
I-3	Q-503	215	50	2	7.90	17.00	
I-4	Q-503	215	600	4	7.90	407.64	
I-5	Q-503	166	205	2	7.90	53.76	
I-6	Q-503	209	551	2	7.90	182.11	
I-7	Q-503	50	600	2	7.90	47.40	
I-8	Q-503	215	452	2	7.90	153.47	
I-9	Q-503	215	415	2	7.90	141.10	
I-10	Q-503	215	374	16	7.90	1016.38	
I-11	Q-503	175	374	2	7.90	103.56	
I-12	Q-503	215	505	2	7.90	171.59	
I-13	Q-503	118	183	2	7.90	33.99	
I-14	Q-503	69	600	2	7.90	65.64	
I-15	Q-503	69	218	2	7.90	23.80	
I-16	Q-503	212	395	1	7.90	66.32	
I-17	Q-503	215	397	1	7.90	67.50	
I-19	Q-503	99	206	1	7.90	16.15	
Skupaj						3394.06	

POZ: PK - plošča nad kletjo (1 kom)							
I	Q-503	215	600	34	7.90	3464.94	
I-1	Q-503	215	250	17	7.90	721.86	
I-2	Q-503	215	600	16	7.90	1630.56	
I-3	Q-503	110	600	1	7.90	52.33	
I-4	Q-503	59	250	1	7.90	11.65	
I-5	Q-503	215	250	3	7.90	127.39	
I-6	Q-503	215	356	1	7.90	60.48	
I-7	Q-503	215	250	3	7.90	127.39	
I-8	Q-503	215	250	3	7.90	127.39	
I-9	Q-503	215	200	3	7.90	101.91	
I-10	Q-503	215	539	6	7.90	549.32	
I-11	Q-503	205	250	1	7.90	40.55	
I-12	Q-503	187	600	1	7.90	88.45	

Mreže - specifikacija

Pozicija	Oznaka mreže	B [cm]	L [cm]	n	Teža enote [kg/m2]	Skupna teža [kg]	Opomba
I-13	Q-503	215	200	1	7.90	33.97	
I-14	Q-503	215	200	2	7.90	67.94	
I-15	Q-503	215	200	1	7.90	33.97	
I-16	Q-503	135	600	1	7.90	64.08	
I-17	Q-503	215	200	3	7.90	101.91	
I-18	Q-503	84	200	1	7.90	13.24	
I-19	Q-503	215	338	1	7.90	57.41	
I-20	Q-503	100	338	1	7.90	26.76	
I-21	Q-503	215	314	3	7.90	160.01	
I-22	Q-503	215	425	12	7.90	866.23	
I-23	Q-503	70	425	1	7.90	23.42	
I-24	Q-503	215	457	1	7.90	77.63	
I-25	Q-503	215	457	1	7.90	77.63	
I-26	Q-503	215	457	1	7.90	77.63	
I-27	Q-503	215	457	1	7.90	77.63	
I-28	Q-503	215	457	1	7.90	77.63	
I-29	Q-503	215	457	1	7.90	77.63	
I-30	Q-503	215	457	1	7.90	77.63	
I-31	Q-503	215	457	1	7.90	77.63	
I-32	Q-503	215	457	1	7.90	77.62	
I-33	Q-503	215	457	1	7.90	77.62	
I-34	Q-503	215	457	1	7.90	77.62	
I-35	Q-503	215	457	1	7.90	77.62	
I-36	Q-503	200	457	1	7.90	72.11	
I-37	Q-503	215	143	4	7.90	97.15	
I-38	Q-503	74	600	1	7.90	35.08	
I-39	Q-503	74	143	1	7.90	8.36	
I-40	Q-503	215	184	6	7.90	187.51	
I-41	Q-503	69	600	1	7.90	32.82	
I-42	Q-503	168	567	1	7.90	75.03	
I-43	Q-503	215	250	1	7.90	42.46	
I-44	Q-503	215	200	1	7.90	33.97	
I-45	Q-503	117	314	1	7.90	28.90	
I-46	Q-503	215	336	1	7.90	57.15	
I-47	Q-503	215	277	2	7.90	93.97	
I-48	Q-503	141	412	1	7.90	45.91	
I-49	Q-503	57	277	1	7.90	12.48	
I-50	Q-503	215	168	1	7.90	28.56	
I-51	Q-503	215	200	3	7.90	101.99	
I-52	Q-503	55	200	1	7.90	8.70	
I-53	Q-503	215	535	1	7.90	90.79	

Mreže - specifikacija

Pozicija	Oznaka mreže	B [cm]	L [cm]	n	Teža enote [kg/m2]	Skupna teža [kg]	Opomba
I-54	Q-503	151	535	1	7.90	63.55	
I-55	Q-503	215	473	2	7.90	160.68	
I-56	Q-503	196	143	1	7.90	22.08	
I-57	Q-503	215	245	2	7.90	83.39	
I-58	Q-503	67	245	1	7.90	12.92	
I-59	Q-503	215	414	1	7.90	70.37	
I-60	Q-503	215	414	1	7.90	70.34	
I-61	Q-503	89	414	1	7.90	29.27	
I-62	Q-503	215	463	2	7.90	157.12	
I-63	Q-503	215	81	1	7.90	13.71	
I-64	Q-503	215	245	1	7.90	41.66	
I-65	Q-503	215	119	1	7.90	20.17	
I-66	Q-503	215	553	1	7.90	94.01	
I-67	Q-503	88	547	1	7.90	38.20	
I-68	Q-503	215	335	4	7.90	227.58	
I-69	Q-503	164	296	1	7.90	38.42	
I-70	Q-503	215	273	2	7.90	92.79	
I-71	Q-503	215	181	2	7.90	61.34	
I-72	Q-503	51	181	1	7.90	7.26	
I-73	Q-503	215	529	2	7.90	179.77	
I-74	Q-503	166	273	1	7.90	35.81	
I-75	Q-503	174	273	1	7.90	37.56	
I-76	Q-503	215	320	6	7.90	326.14	
I-77	Q-503	184	320	1	7.90	46.57	
I-78	Q-503	215	300	1	7.90	51.00	
I-79	Q-503	100	240	1	7.90	18.96	
I-80	Q-503	215	316	2	7.90	107.39	
I-81	Q-503	215	283	1	7.90	48.03	
I-82	Q-503	150	283	1	7.90	33.51	
I-83	Q-503	215	305	3	7.90	155.40	
I-84	Q-503	215	92	1	7.90	15.67	
I-85	Q-503	215	260	2	7.90	88.31	
I-86	Q-503	55	260	1	7.90	11.22	
I-87	Q-503	204	240	1	7.90	38.68	
I-88	Q-503	215	534	1	7.90	90.70	
I-89	Q-503	180	374	1	7.90	53.19	
I-90	Q-503	215	285	5	7.90	242.04	
I-91	Q-503	192	285	1	7.90	43.29	
I-92	Q-503	215	306	1	7.90	52.02	

Mreže - specifikacija							
Pozicija	Oznaka mreže	B [cm]	L [cm]	n	Teža enote [kg/m2]	Skupna teža [kg]	Opomba
I-93	Q-503	155	306	1	7.90	37.57	
Skupaj						13555.31	
POZ: PP - plošča nad prtličjem (1 kom)							
I	Q-503	215	600	3	7.90	305.73	
I-1	Q-503	215	140	3	7.90	71.41	
I-2	Q-503	57	140	1	7.90	6.31	
I-3	Q-503	57	600	2	7.90	54.04	
I-4	Q-503	215	70	1	7.90	11.91	
I-5	Q-503	215	135	1	7.90	22.93	
I-6	Q-503	215	159	1	7.90	26.98	
I-7	Q-503	215	600	7	7.90	713.37	
I-8	Q-503	215	159	1	7.90	26.98	
I-9	Q-503	57	144	1	7.90	6.49	
I-10	Q-503	215	447	10	7.90	760.08	
I-11	Q-503	215	419	2	7.90	142.50	
I-12	Q-503	215	311	1	7.90	52.86	
I-13	Q-503	215	319	1	7.90	54.17	
I-14	Q-503	215	327	1	7.90	55.48	
I-15	Q-503	65	447	1	7.90	23.15	
I-16	Q-503	215	258	1	7.90	43.82	
I-17	Q-503	215	243	1	7.90	41.20	
I-18	Q-503	77	227	1	7.90	13.77	
I-19	Q-503	215	250	5	7.90	212.31	
I-20	Q-503	105	250	1	7.90	20.74	
I-21	Q-503	215	180	9	7.90	275.16	
I-22	Q-503	137	180	1	7.90	19.45	
I-23	Q-503	65	103	1	7.90	5.33	
I-24	Q-503	215	155	3	7.90	79.08	
I-25	Q-503	105	250	1	7.90	20.74	
I-26	Q-503	215	210	9	7.90	321.16	
I-27	Q-503	137	203	1	7.90	21.92	
I-28	Q-503	215	181	1	7.90	30.74	
I-29	Q-503	215	163	1	7.90	27.65	
I-30	Q-503	215	178	1	7.90	30.27	
I-31	Q-503	123	185	1	7.90	17.90	
I-32	Q-503	215	150	1	7.90	25.49	
I-33	Q-503	215	150	1	7.90	25.51	
I-34	Q-503	126	150	1	7.90	14.99	
I-35	Q-503	215	233	2	7.90	79.26	
I-36	Q-503	165	600	1	7.90	78.21	

Mreže - specifikacija

Pozicija	Oznaka mreže	B [cm]	L [cm]	n	Teža enote [kg/m2]	Skupna teža [kg]	Opomba
I-37	Q-503	182	130	1	7.90	18.68	
I-38	Q-503	215	561	1	7.90	95.34	
I-39	Q-503	215	410	3	7.90	208.84	
I-40	Q-503	215	467	4	7.90	317.55	
I-41	Q-503	190	410	1	7.90	61.37	
I-42	Q-503	202	181	1	7.90	28.91	
I-43	Q-503	215	100	3	7.90	50.84	
I-44	Q-503	129	467	1	7.90	47.59	
I-45	Q-503	215	577	1	7.90	97.96	
I-46	Q-503	215	592	1	7.90	100.58	
I-47	Q-503	189	381	1	7.90	57.03	
I-48	Q-503	215	185	4	7.90	125.88	
I-49	Q-503	94	160	1	7.90	11.85	
II	Q-424	215	600	8	6.73	694.54	
II-1	Q-424	215	143	4	6.73	82.77	
II-2	Q-424	87	600	1	6.73	35.13	
II-3	Q-424	87	143	1	6.73	8.37	
II-4	Q-424	215	197	6	6.73	171.03	
II-5	Q-424	215	600	2	6.73	173.63	
II-6	Q-424	69	600	1	6.73	27.96	
II-7	Q-424	167	517	1	6.73	58.11	
II-8	Q-424	215	190	9	6.73	247.43	
II-9	Q-424	198	190	1	6.73	25.32	
II-10	Q-424	69	190	1	6.73	8.85	
II-11	Q-424	215	214	1	6.73	30.91	
II-12	Q-424	215	198	1	6.73	28.68	
II-13	Q-424	62	183	1	6.73	7.63	
II-14	Q-424	167	370	1	6.73	41.64	
II-15	Q-424	215	180	4	6.73	104.18	
II-16	Q-424	62	180	2	6.73	15.02	
II-17	Q-424	215	392	1	6.73	56.72	
II-18	Q-424	215	389	1	6.73	56.25	
II-19	Q-424	215	381	1	6.73	55.13	
II-20	Q-424	215	373	1	6.73	54.01	
II-21	Q-424	215	366	1	6.73	52.89	
II-22	Q-424	215	358	1	6.73	51.77	
II-23	Q-424	126	350	1	6.73	29.76	
II-24	Q-424	215	333	5	6.73	240.58	
II-25	Q-424	215	343	1	6.73	49.60	
II-26	Q-424	215	350	1	6.73	50.71	
II-27	Q-424	215	358	1	6.73	51.82	

Mreže - specifikacija

Pozicija	Oznaka mreže	B [cm]	L [cm]	n	Teža enote [kg/m2]	Skupna teža [kg]	Opomba
II-28	Q-424	186	364	1	6.73	45.63	
II-29	Q-424	215	250	1	6.73	36.15	
II-30	Q-424	126	333	1	6.73	28.28	
II-31	Q-424	215	242	1	6.73	35.03	
II-32	Q-424	215	234	1	6.73	33.91	
II-33	Q-424	215	227	1	6.73	32.78	
II-34	Q-424	215	219	1	6.73	31.66	
II-35	Q-424	126	211	1	6.73	17.95	
III-1	Q-335	215	441	1	5.33	50.58	
III-2	Q-335	70	441	1	5.33	16.45	
III-3	Q-335	153	441	1	5.33	35.89	
III-4	Q-335	152	441	1	5.33	35.71	
III-5	Q-335	215	242	1	5.33	27.75	
III-6	Q-335	215	250	1	5.33	28.63	
III-7	Q-335	215	258	1	5.33	29.51	
III-8	Q-335	215	265	1	5.33	30.39	
III-9	Q-335	215	273	1	5.33	31.27	
III-10	Q-335	126	276	1	5.33	18.60	
III-11	Q-335	215	280	1	5.33	32.04	
III-12	Q-335	215	272	1	5.33	31.16	
III-13	Q-335	215	264	1	5.33	30.29	
III-14	Q-335	187	257	1	5.33	25.59	
III-15	Q-335	215	432	1	5.33	49.51	
III-16	Q-335	68	432	1	5.33	15.58	
III-17	Q-335	215	333	3	5.33	114.39	
III-18	Q-335	186	333	1	5.33	33.07	
III-19	Q-335	215	241	1	5.33	27.66	
III-20	Q-335	215	234	1	5.33	26.78	
III-21	Q-335	215	226	1	5.33	25.90	
III-22	Q-335	215	218	1	5.33	25.02	
III-23	Q-335	215	211	1	5.33	24.14	
III-24	Q-335	62	203	1	5.33	6.68	
IV-1	Q-257	215	220	5	4.11	97.20	
IV-2	Q-257	126	220	1	4.11	11.43	
IV-4	Q-257	215	176	1	4.11	15.56	
IV-5	Q-257	215	179	1	4.11	15.82	
IV-6	Q-257	215	180	1	4.11	15.90	
IV-7	Q-257	146	179	1	4.11	10.72	
IV-8	Q-257	131	448	1	4.11	24.18	
IV-9	Q-257	140	448	1	4.11	25.78	
IV-10	Q-257	215	200	1	4.11	17.65	

Mreže - specifikacija

Pozicija	Oznaka mreže	B [cm]	L [cm]	n	Teža enote [kg/m2]	Skupna teža [kg]	Opomba
IV-11	Q-257	215	200	1	4.11	17.66	
IV-12	Q-257	215	200	1	4.11	17.66	
IV-13	Q-257	215	200	1	4.11	17.67	
IV-14	Q-257	215	200	1	4.11	17.67	
IV-15	Q-257	61	200	1	4.11	5.02	
IV-16	Q-257	189	285	1	4.11	22.11	
IV-17	Q-257	191	235	1	4.11	18.47	
IV-18	Q-257	206	110	1	4.11	9.31	
IV-19	Q-257	146	110	2	4.11	13.20	
Skupaj						8878.92	
POZ.: PS -plošča nad nadstropjem / strešna plošča, dpl=30cm in 35cm; (1 kom)							
I	Q-424	215	600	8	6.73	694.54	
I-1	Q-424	215	197	11	6.73	313.55	
I-2	Q-424	215	600	10	6.73	868.17	
I-3	Q-424	209	197	1	6.73	27.72	
I-4	Q-424	95	197	1	6.73	12.66	
I-5	Q-424	82	600	1	6.73	33.00	
I-6	Q-424	215	297	4	6.73	171.90	
I-7	Q-424	215	217	8	6.73	251.19	
I-8	Q-424	215	55	1	6.73	7.96	
I-9	Q-424	215	114	2	6.73	32.99	
I-10	Q-424	215	440	7	6.73	445.66	
I-11	Q-424	120	440	1	6.73	35.39	
I-12	Q-424	103	440	1	6.73	30.50	
I-13	Q-424	91	440	1	6.73	27.03	
I-14	Q-424	95	297	1	6.73	19.08	
I-15	Q-424	215	160	2	6.73	46.30	
I-16	Q-424	140	160	1	6.73	15.08	
I-17	Q-424	215	179	3	6.73	77.57	
I-18	Q-424	140	172	1	6.73	16.22	
I-19	Q-424	215	333	5	6.73	240.56	
I-20	Q-424	75	167	1	6.73	8.41	
I-21	Q-424	191	160	1	6.73	20.51	
I-22	Q-424	215	155	1	6.73	22.43	
Skupaj						3418.40	

POZ: PZS - plošča nad zunanjim stopniščem, dpl=20cm (1 kom)							
I-1	Q-257	215	294	7	4.11	181.86	
I-2	Q-257	174	294	2	4.11	42.05	
I-3	Q-257	184	294	1	4.11	22.23	
I-4	Q-257	215	345	3	4.11	91.46	

Mreže - specifikacija							
Pozicija	Oznaka mreže	B [cm]	L [cm]	n	Teža enote [kg/m2]	Skupna teža [kg]	Opomba
I-5	Q-257	215	218	1	4.11	19.26	
I-6	Q-257	195	345	1	4.11	27.58	
I-7	Q-257	160	294	1	4.11	19.33	
Skupaj						403.77	
POZ: PNS - plošča nad sušilnico, dpl=20cm (1 kom)							
I-1	Q-257	215	508	1	4.11	44.87	
I-2	Q-257	215	523	1	4.11	46.23	
I-3	Q-257	215	539	1	4.11	47.59	
I-4	Q-257	215	554	2	4.11	97.91	
I-5	Q-257	215	554	2	4.11	97.94	
I-6	Q-257	59	62	1	4.11	1.50	
I-7	Q-257	215	419	1	4.11	36.99	
I-8	Q-257	215	403	1	4.11	35.63	
I-9	Q-257	147	388	1	4.11	23.45	
I-10	Q-257	215	304	2	4.11	53.73	
I-11	Q-257	215	592	1	4.11	52.29	
I-14	Q-257	59	62	1	4.11	1.50	
Skupaj						539.61	

POZ:PD - plošči nad dvigalom, dpl=20cm (1 kom)							
I-1	Q-503	215	344	2	7.90	116.99	
I-2	Q-503	215	331	2	7.90	112.39	
I-3	Q-503	89	317	2	7.90	44.87	
I-4	Q-503	214	214	2	7.90	72.36	
Skupaj						346.61	

Mreže - izvleček						
Oznaka mreže	B [cm]	L [cm]	n	Teža enote [kg/m2]	Skupna teža celih mrež [kg]	Neto vgrajena teža [kg]
Q-257	215	600	32	4.11	1696.61	1215.21
Q-335	215	600	15	5.33	1031.35	761.22
Q-424	215	600	127	6.73	11025.76	9685.85
Q-503	215	600	250	7.90	25477.50	21015.46
Skupaj					39231.22	32677.74

Mreže - načrt razreza

POZ: TPZD - Temeljne plošča zunanjega dvigala

Q-424 (600 cm x 215 cm)

1x

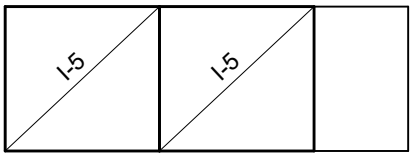

I-5 230 x 215
I-5 230 x 215

1x

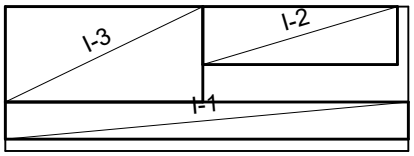

I-3 294 x 142
I-1 600 x 55
I-2 290 x 86

1x

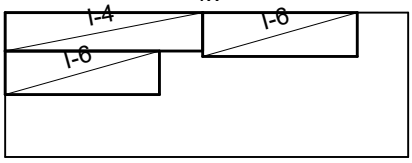

I-4 294 x 57
I-6 230 x 65
I-6 230 x 65

POZ: PKP - plošča nad kletjo povozne površine

Q-424 (600 cm x 215 cm)

4x

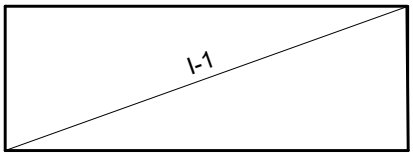

I-1 600 x 215

1x

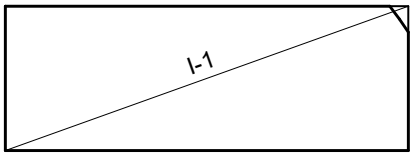

I-1 600 x 215

1x

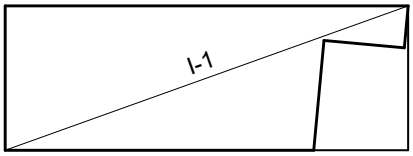

I-1 600 x 215

1x

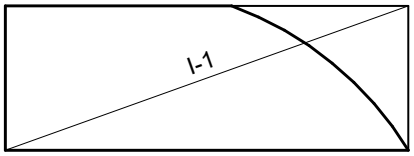

I-1 600 x 215

1x

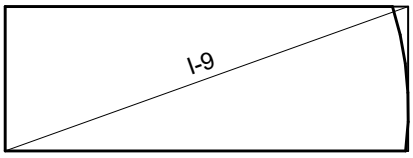

I-9 600 x 215

1x

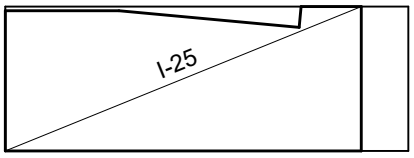

I-25 530 x 215

7x

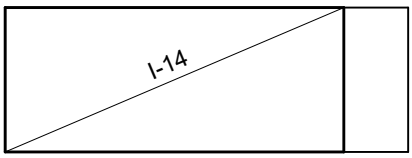

I-14 504 x 215

1x

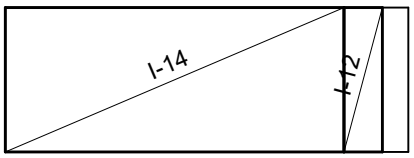

I-14 504 x 215
I-12 57 x 215

1x

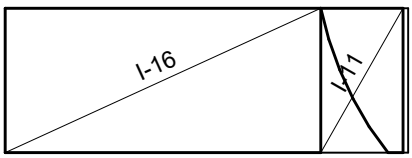

I-16 470 x 215
I-11 122 x 215

3x

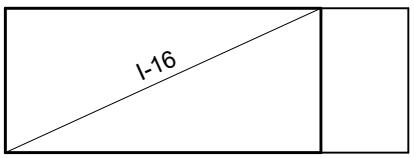

I-16 470 x 215

1x

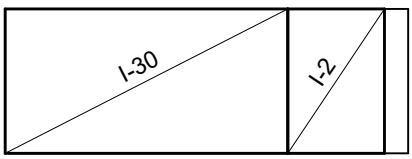

I-30 421 x 215
I-2 144 x 215

1x

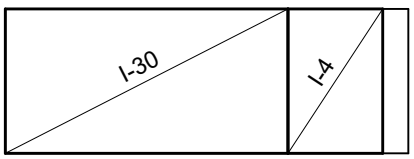

I-30 421 x 215
I-4 141 x 215

Mreže - načrt razreza

1x

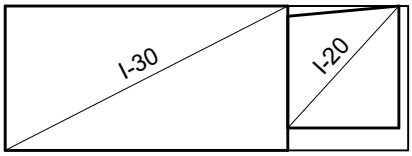

I-30 421 x 215
I-20 182 x 165

1x

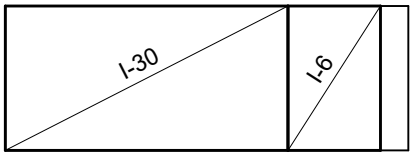

I-30 421 x 215
I-6 137 x 215

1x

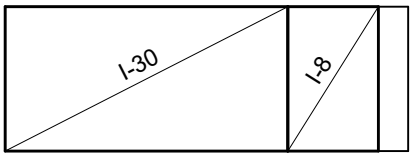

I-30 421 x 215
I-8 134 x 215

1x

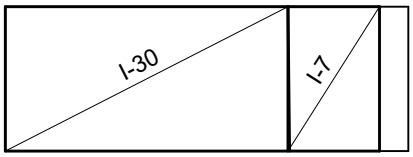

I-30 421 x 215
I-7 136 x 215

1x

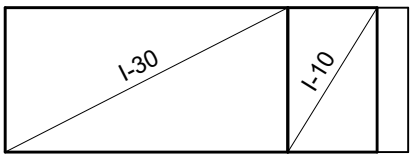

I-30 421 x 215
I-10 133 x 215

1x

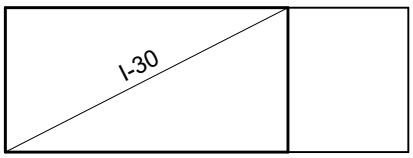

I-30 421 x 215

2x

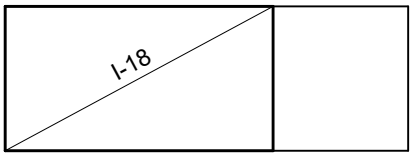

I-18 399 x 215

1x

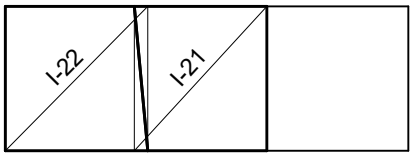

I-22 212 x 215
I-21 197 x 215

1x

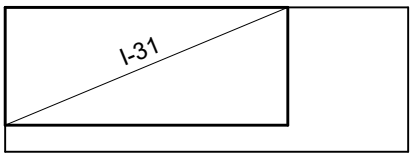

I-31 421 x 175

1x

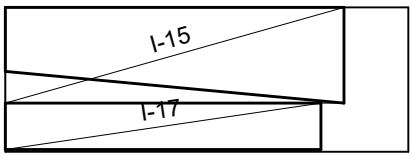

I-15 504 x 143
I-17 470 x 69

1x

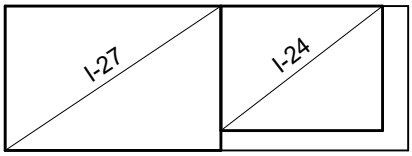

I-27 321 x 215
I-24 240 x 185

1x

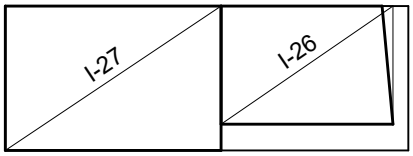

I-27 321 x 215
I-26 256 x 176

1x

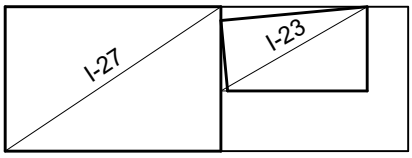

I-27 321 x 215
I-23 218 x 125

1x

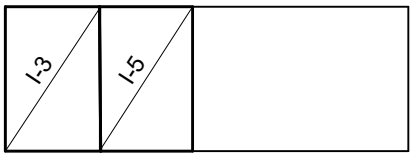

I-3 142 x 215
I-5 139 x 215

1x

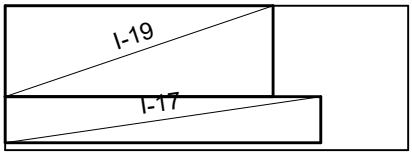

I-19 399 x 135
I-17 470 x 69

1x

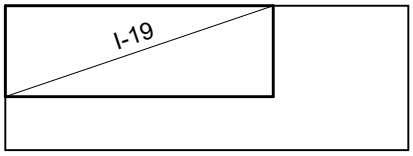

I-19 399 x 135

1x

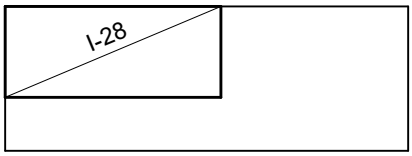

I-28 321 x 135

1x

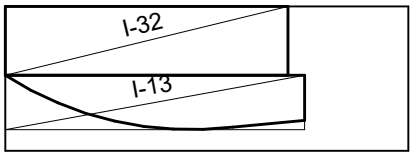

I-32 421 x 102
I-13 445 x 81

Mreže - načrt razreza

1x

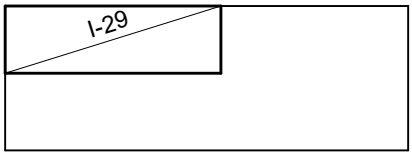

I-29 321 x 100

Q-503 (600 cm x 215 cm)

1x

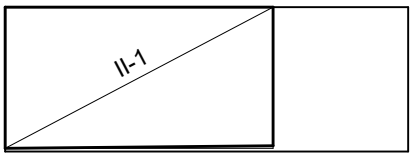

II-1 399 x 210

1x

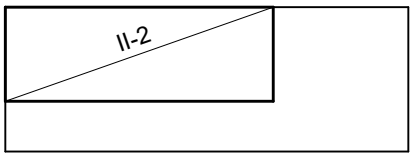

II-2 399 x 140

POZ:PR - povozna rampa, dpl=30cm

Q-503 (600 cm x 215 cm)

2x

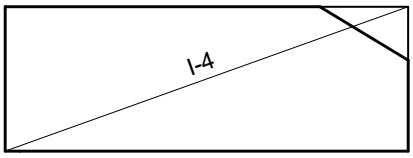

I-4 600 x 215

2x

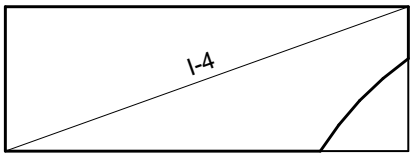

I-4 600 x 215

2x

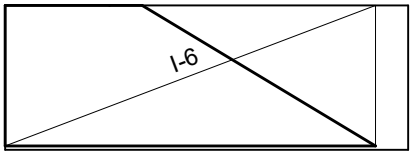

I-6 551 x 209

2x

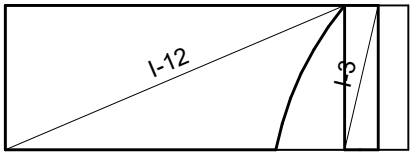

I-12 505 x 215
I-3 50 x 215

2x

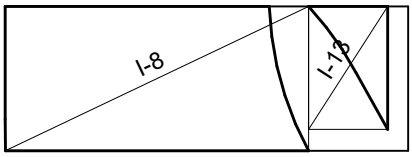

I-8 452 x 215
I-13 183 x 118

2x

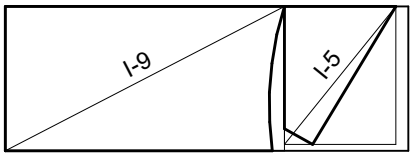

I-9 415 x 215
I-5 205 x 166

1x

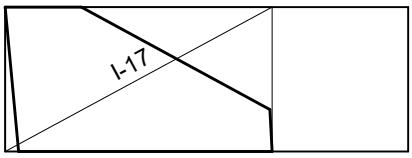

I-17 397 x 215

1x

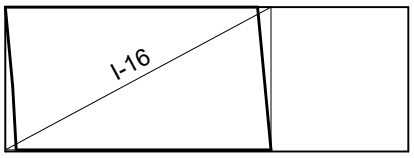

I-16 395 x 212

1x

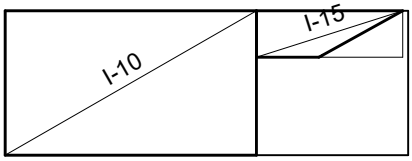

I-10 374 x 215
I-15 218 x 69

14x

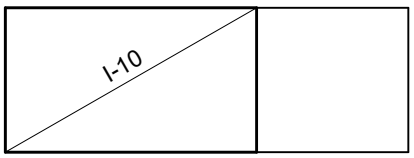

I-10 374 x 215

1x

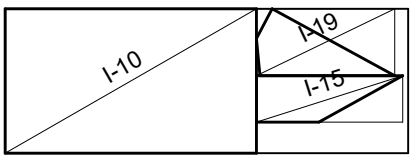

I-10 374 x 215
I-19 206 x 99
I-15 218 x 69

12x

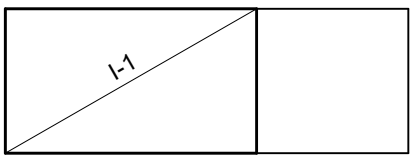

I-1 374 x 215

Mreže - načrt razreza

2x

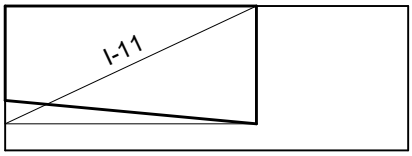

I-11 374 x 175

1x

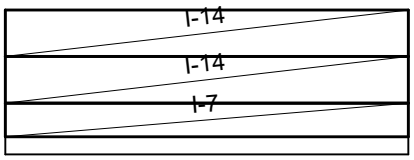

I-14 600 x 69
I-14 600 x 69
I-7 600 x 50

1x

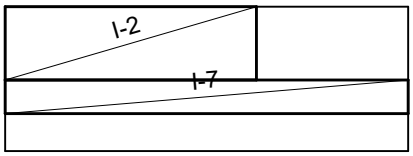

I-2 374 x 109
I-7 600 x 50

1x

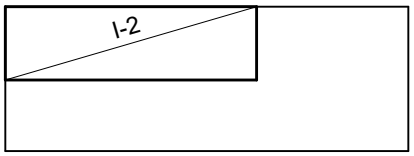

I-2 374 x 109

POZ: PK - plošča nad kletjo

Q-503 (600 cm x 215 cm)

1x

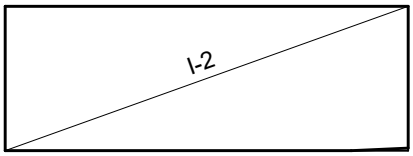

I-2 600 x 215

1x

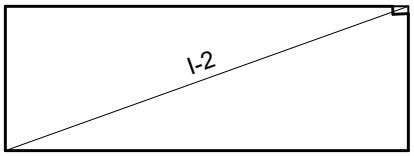

I-2 600 x 215

1x

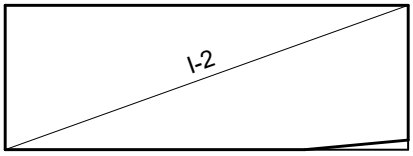

I-2 600 x 215

1x

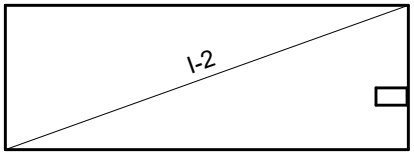

I-2 600 x 215

1x

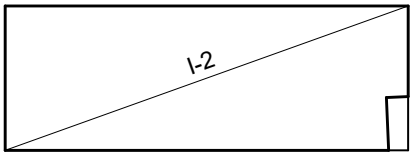

I-2 600 x 215

1x

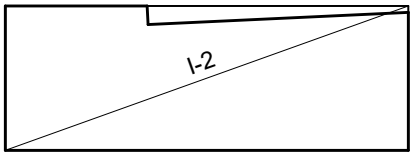

I-2 600 x 215

1x

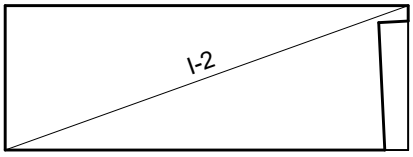

I-2 600 x 215

1x

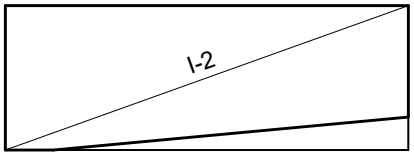

I-2 600 x 215

1x

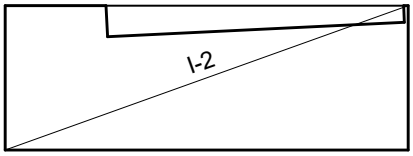

I-2 600 x 215

1x

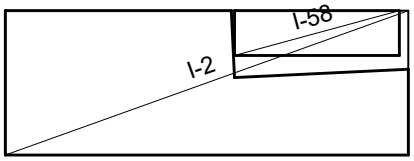

I-2 600 x 215
I-58 245 x 67

1x

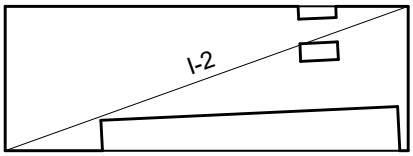

I-2 600 x 215

1x

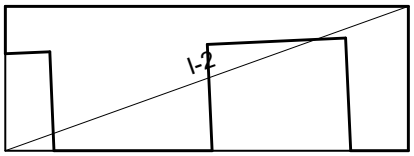

I-2 600 x 215

Mreže - načrt razreza

1x

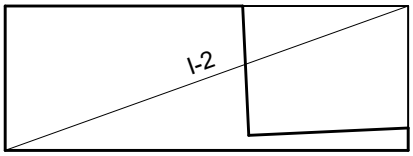

I-2 600 x 215

1x

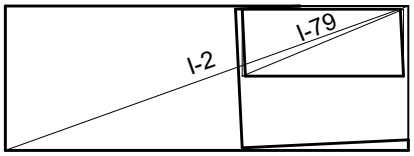

I-2 600 x 215
I-79 240 x 100

1x

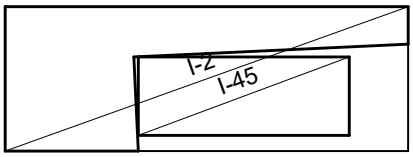

I-2 600 x 215
I-45 314 x 117

1x

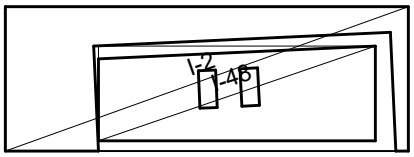

I-2 600 x 215
I-48 412 x 141

1x

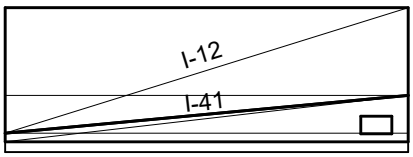

I-12 600 x 187
I-41 600 x 69

1x

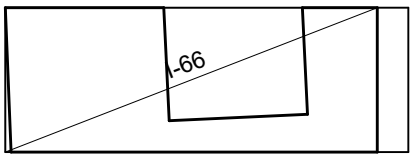

I-66 553 x 215

3x

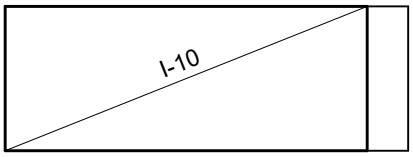

I-10 539 x 215

1x

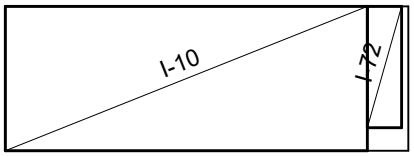

I-10 539 x 215
I-72 181 x 51

1x

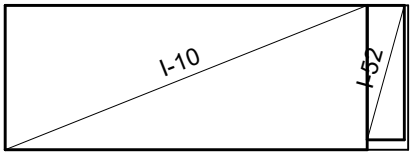

I-10 539 x 215
I-52 200 x 55

1x

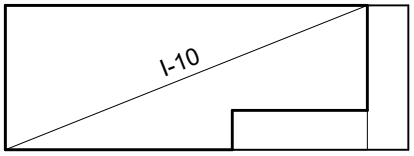

I-10 539 x 215

1x

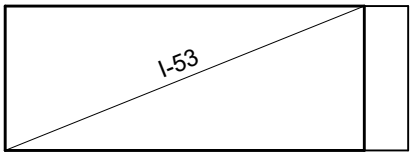

I-53 535 x 215

1x

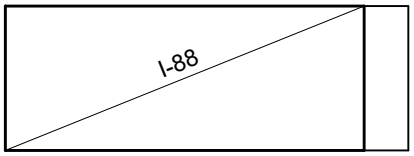

I-88 534 x 215

1x

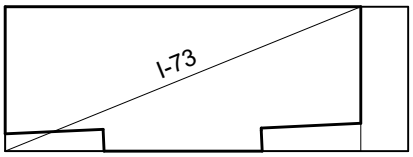

I-73 529 x 215

1x

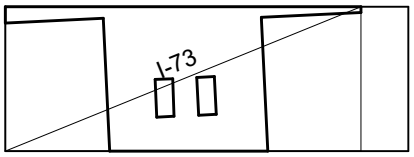

I-73 529 x 215

1x

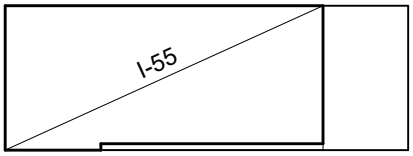

I-55 473 x 215

1x

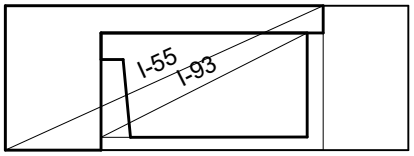

I-55 473 x 215
I-93 306 x 155

1x

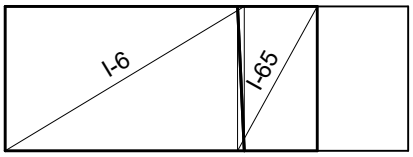

I-6 356 x 215
I-65 119 x 215

1x

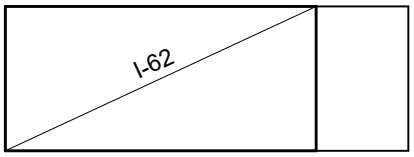

I-62 463 x 215

Mreže - načrt razreza

1x

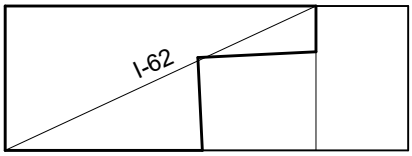

I-62 463 x 215

1x

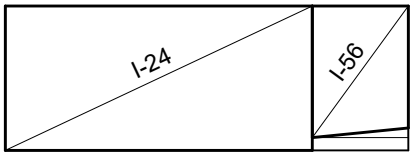

I-24 457 x 215
I-56 143 x 196

1x

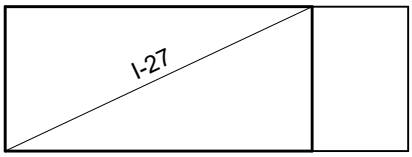

I-27 457 x 215

1x

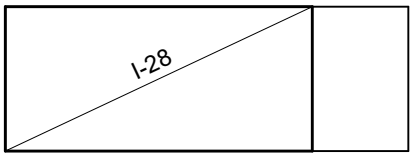

I-28 457 x 215

1x

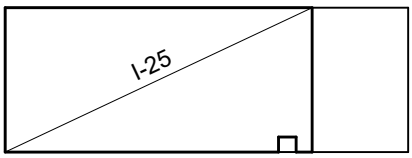

I-25 457 x 215

1x

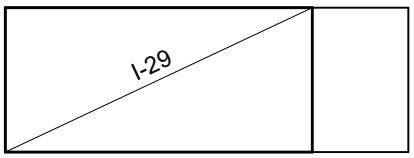

I-29 457 x 215

1x

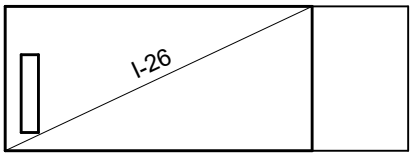

I-26 457 x 215

1x

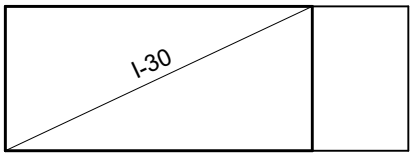

I-30 457 x 215

1x

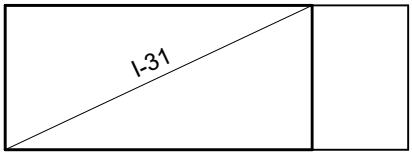

I-31 457 x 215

1x

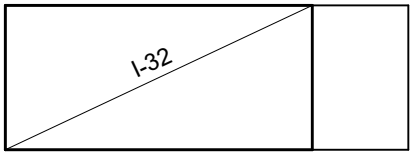

I-32 457 x 215

1x

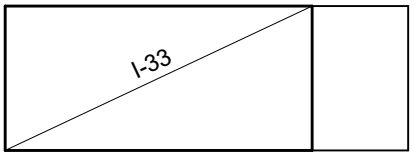

I-33 457 x 215

1x

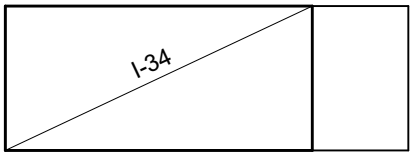

I-34 457 x 215

1x

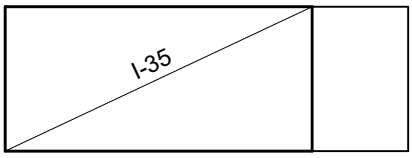

I-35 457 x 215

1x

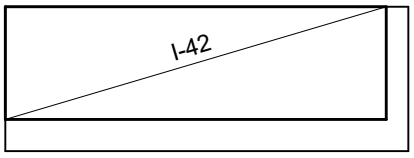

I-42 567 x 168

1x

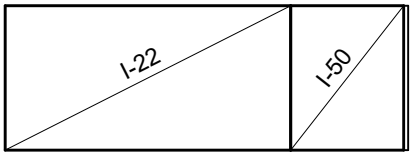

I-22 425 x 215
I-50 168 x 215

4x

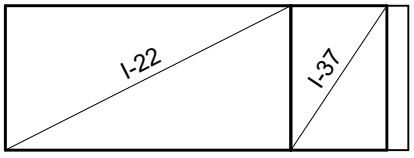

I-22 425 x 215
I-37 143 x 215

2x

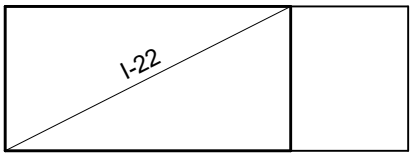

I-22 425 x 215

1x

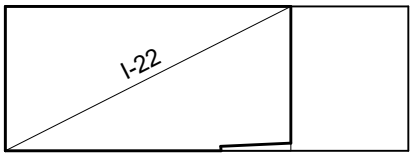

I-22 425 x 215

Mreže - načrt razreza

1x

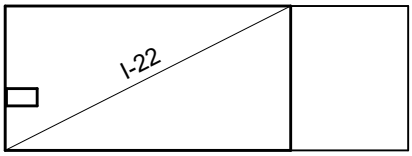

I-22 425 x 215

1x

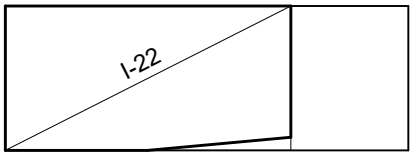

I-22 425 x 215

1x

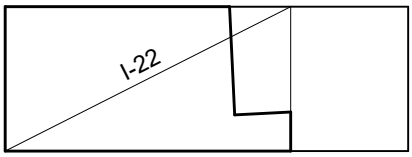

I-22 425 x 215

1x

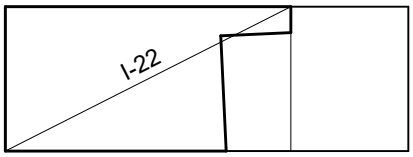

I-22 425 x 215

1x

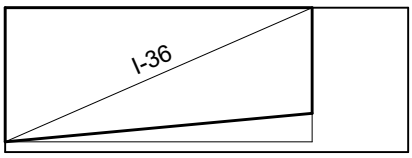

I-36 457 x 200

1x

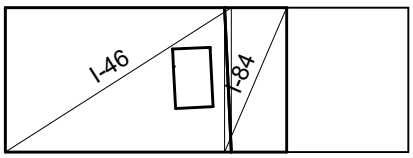

I-46 336 x 215
I-84 92 x 215

1x

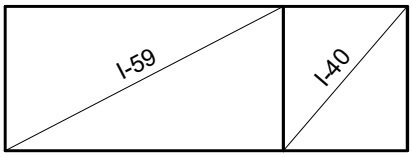

I-59 414 x 215
I-40 184 x 215

1x

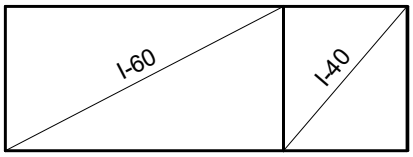

I-60 414 x 215
I-40 184 x 215

1x

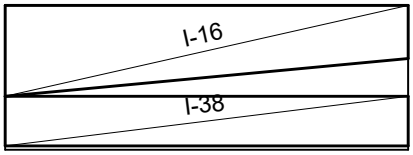

I-16 600 x 135
I-38 600 x 74

1x

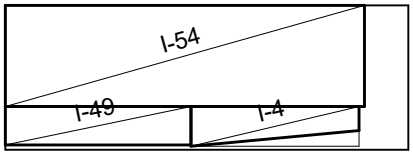

I-54 535 x 151
I-49 277 x 57
I-4 250 x 59

1x

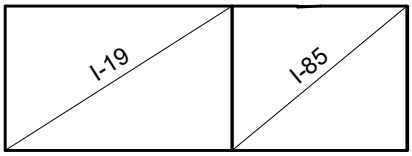

I-19 338 x 215
I-85 260 x 215

3x

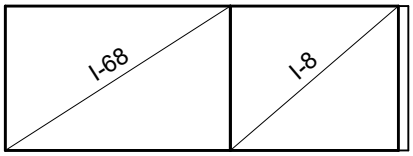

I-68 335 x 215
I-8 250 x 215

1x

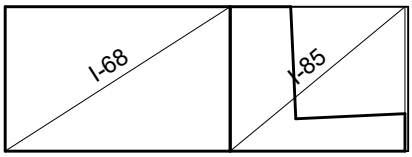

I-68 335 x 215
I-85 260 x 215

2x

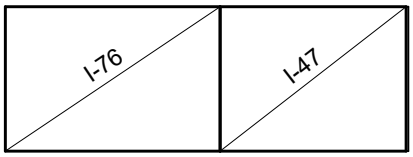

I-76 320 x 215
I-47 277 x 215

1x

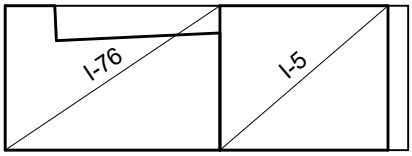

I-76 320 x 215
I-5 250 x 215

1x

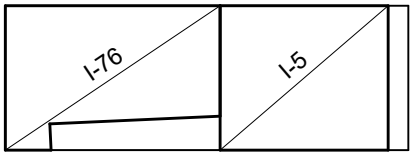

I-76 320 x 215
I-5 250 x 215

1x

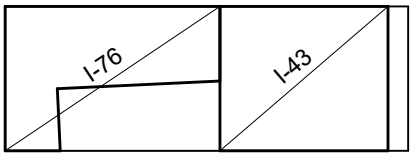

I-76 320 x 215
I-43 250 x 215

1x

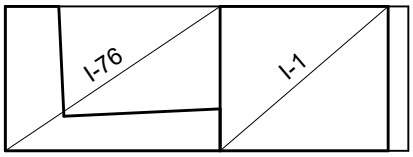

I-76 320 x 215
I-1 250 x 215

Mreže - načrt razreza

1x

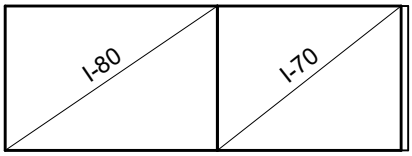

I-80 316 x 215
I-70 273 x 215

1x

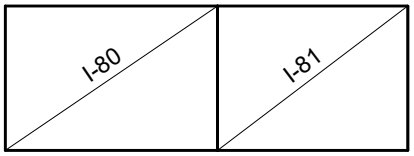

I-80 316 x 215
I-81 283 x 215

3x

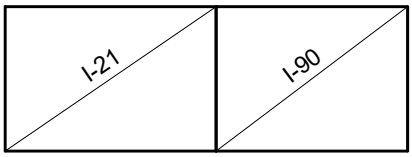

I-21 314 x 215
I-90 285 x 215

1x

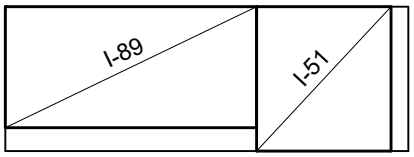

I-89 374 x 180
I-51 200 x 215

1x

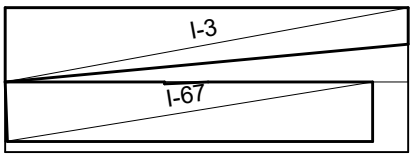

I-3 600 x 110
I-67 547 x 88

1x

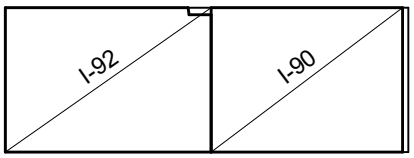

I-92 306 x 215
I-90 285 x 215

1x

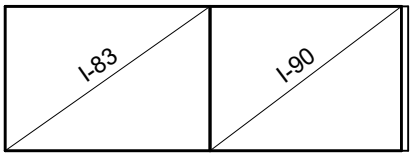

I-83 305 x 215
I-90 285 x 215

1x

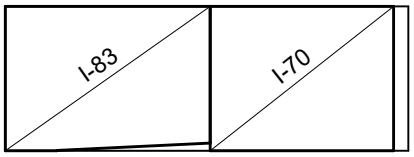

I-83 305 x 215
I-70 273 x 215

1x

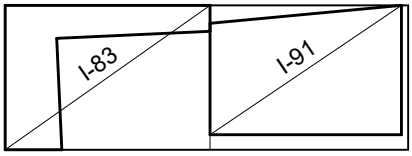

I-83 305 x 215
I-91 285 x 192

1x

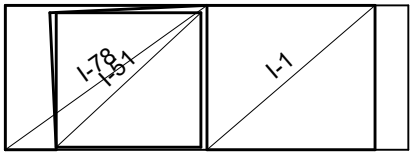

I-78 300 x 215
I-1 250 x 215
I-51 200 x 215

1x

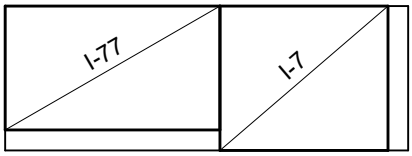

I-77 320 x 184
I-7 250 x 215

1x

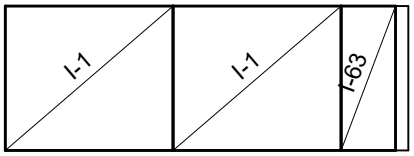

I-1 250 x 215
I-1 250 x 215
I-63 81 x 215

3x

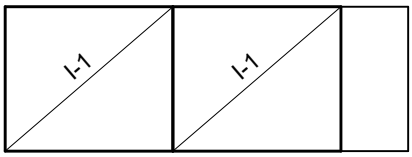

I-1 250 x 215
I-1 250 x 215

1x

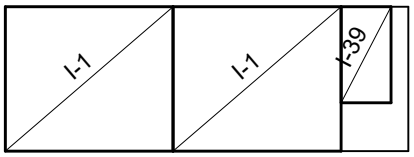

I-1 250 x 215
I-1 250 x 215
I-39 143 x 74

1x

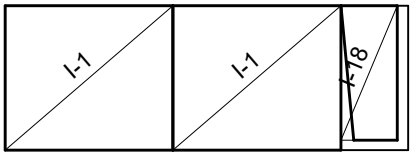

I-1 250 x 215
I-1 250 x 215
I-18 200 x 84

1x

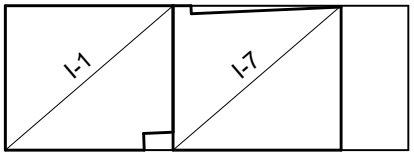

I-1 250 x 215
I-7 250 x 215

1x

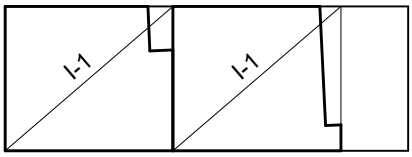

I-1 250 x 215
I-1 250 x 215

1x

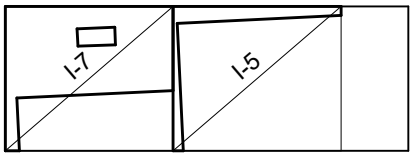

I-7 250 x 215
I-5 250 x 215

Mreže - načrt razreza

1x

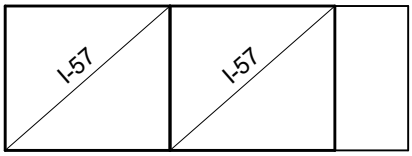

I-57 245 x 215
I-57 245 x 215

1x

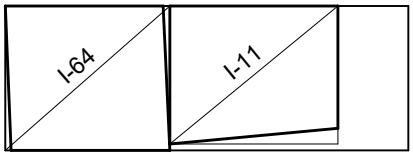

I-64 245 x 215
I-11 250 x 205

1x

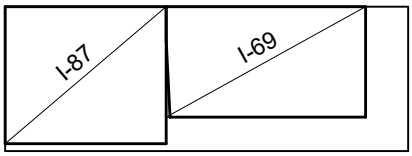

I-87 240 x 204
I-69 296 x 164

1x

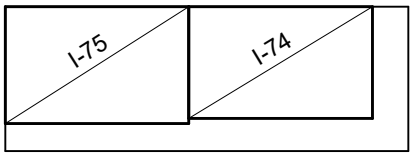

I-75 273 x 174
I-74 273 x 166

1x

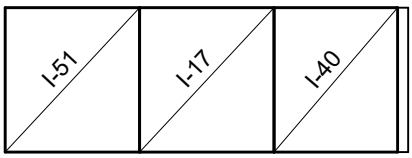

I-51 200 x 215
I-17 200 x 215
I-40 184 x 215

1x

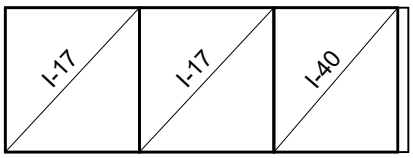

I-17 200 x 215
I-17 200 x 215
I-40 184 x 215

1x

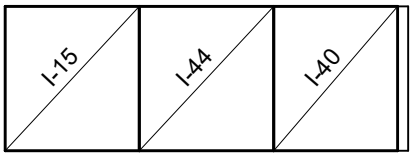

I-15 200 x 215
I-44 200 x 215
I-40 184 x 215

1x

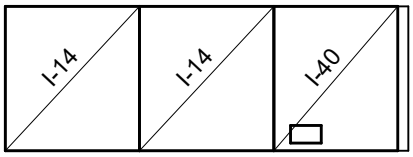

I-14 200 x 215
I-14 200 x 215
I-40 184 x 215

1x

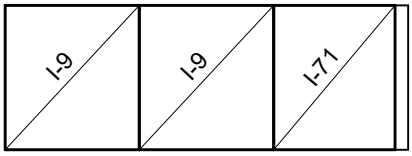

I-9 200 x 215
I-9 200 x 215
I-71 181 x 215

1x

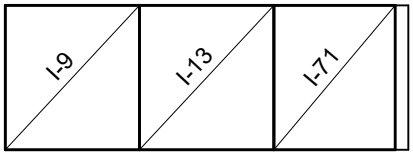

I-9 200 x 215
I-13 200 x 215
I-71 181 x 215

1x

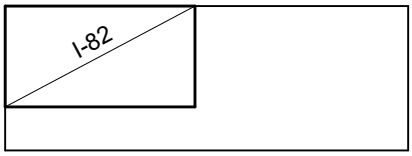

I-82 283 x 150

1x

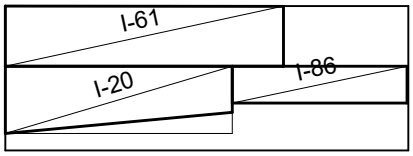

I-61 414 x 89
I-20 338 x 100
I-86 260 x 55

1x

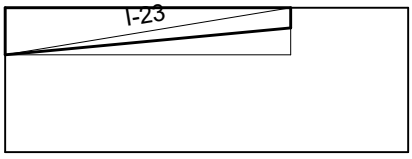

I-23 425 x 70

POZ: PP - plošča nad prtličjem

Q-257 (600 cm x 215 cm)

1x

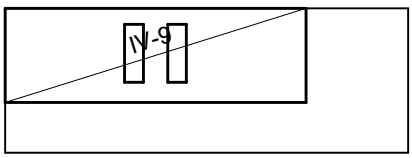

IV-9 448 x 140

1x

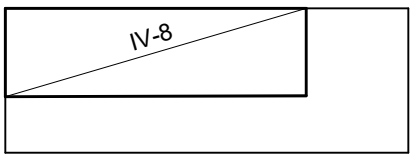

IV-8 448 x 131

Mreže - načrt razreza

1x

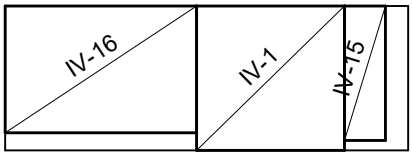

IV-16 285 x 189
IV-1 220 x 215
IV-15 200 x 61

1x

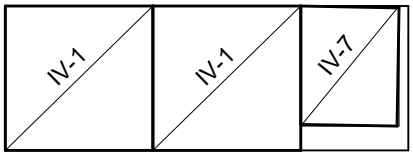

IV-1 220 x 215
IV-1 220 x 215
IV-7 179 x 146

1x

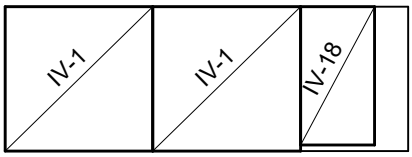

IV-1 220 x 215
IV-1 220 x 215
IV-18 110 x 206

1x

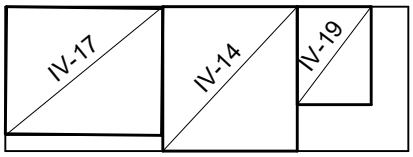

IV-17 235 x 191
IV-14 200 x 215
IV-19 110 x 146

1x

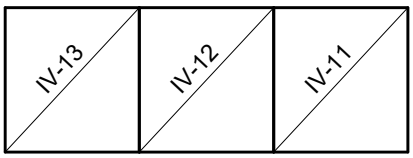

IV-13 200 x 215
IV-12 200 x 215
IV-11 200 x 215

1x

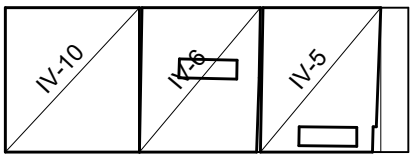

IV-10 200 x 215
IV-6 180 x 215
IV-5 179 x 215

1x

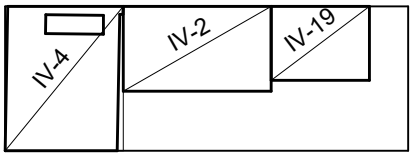

IV-4 176 x 215
IV-2 220 x 126
IV-19 146 x 110

Q-335 (600 cm x 215 cm)

1x

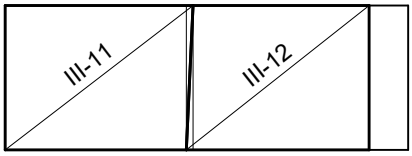

III-11 280 x 215
III-12 272 x 215

1x

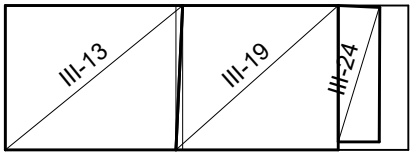

III-13 264 x 215
III-19 241 x 215
III-24 203 x 62

1x

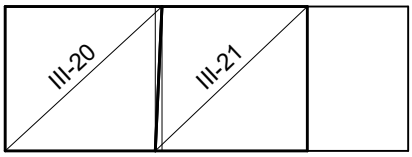

III-20 234 x 215
III-21 226 x 215

1x

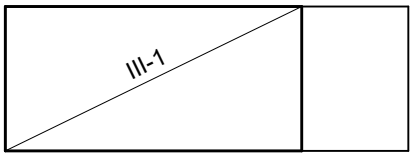

III-1 441 x 215

1x

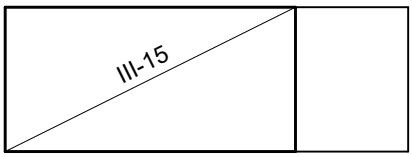

III-15 432 x 215

1x

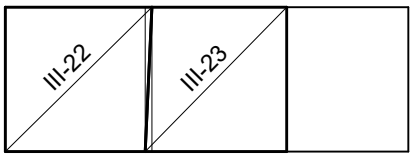

III-22 218 x 215
III-23 211 x 215

1x

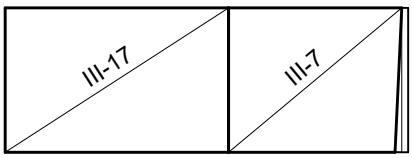

III-17 333 x 215
III-7 258 x 215

1x

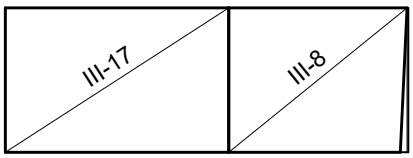

III-17 333 x 215
III-8 265 x 215

1x

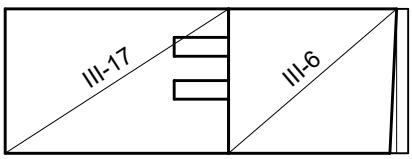

III-17 333 x 215
III-6 250 x 215

1x

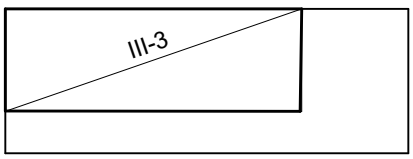

III-3 441 x 153

Mreže - načrt razreza

1x

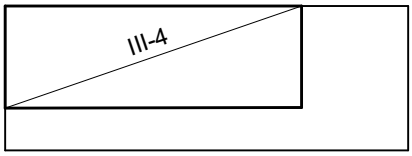

III-4 441 x 152

1x

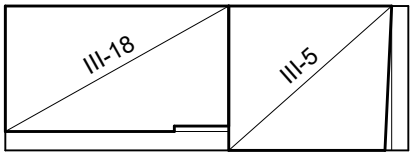

III-18 333 x 186
III-5 242 x 215

1x

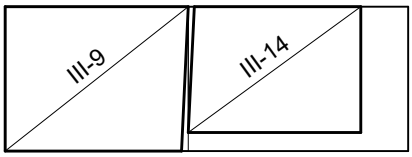

III-9 273 x 215
III-14 257 x 187

1x

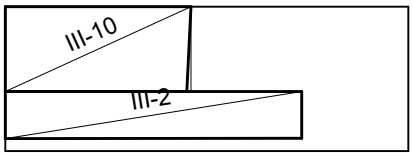

III-10 276 x 126
III-2 441 x 70

1x

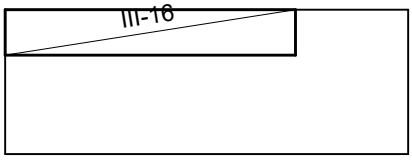

III-16 432 x 68

Q-424 (600 cm x 215 cm)

1x

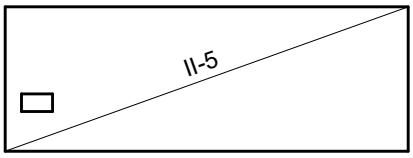

II-5 600 x 215

1x

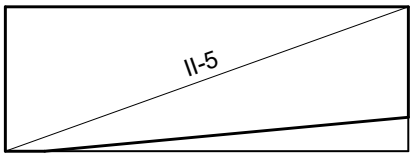

II-5 600 x 215

1x

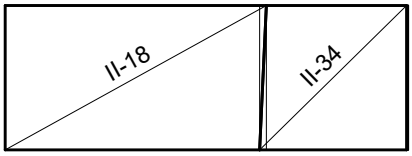

II-18 389 x 215
II-34 219 x 215

1x

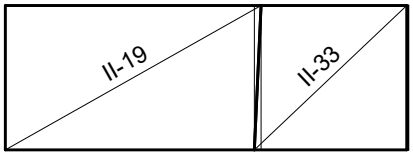

II-19 381 x 215
II-33 227 x 215

1x

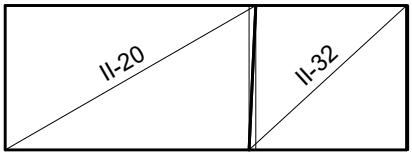

II-20 373 x 215
II-32 234 x 215

1x

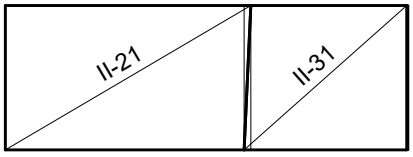

II-21 366 x 215
II-31 242 x 215

1x

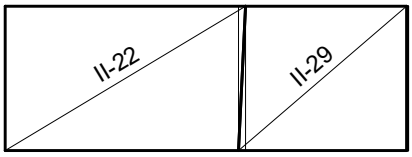

II-22 358 x 215
II-29 250 x 215

1x

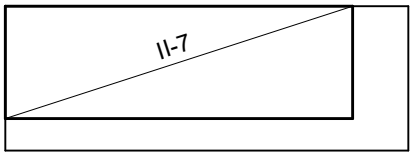

II-7 517 x 167

1x

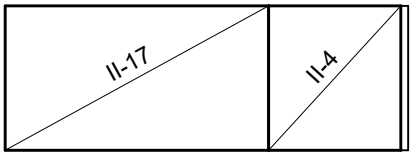

II-17 392 x 215
II-4 197 x 215

1x

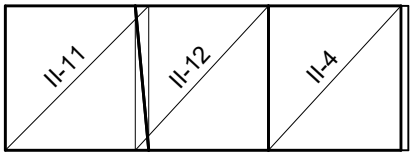

II-11 214 x 215
II-12 198 x 215
II-4 197 x 215

1x

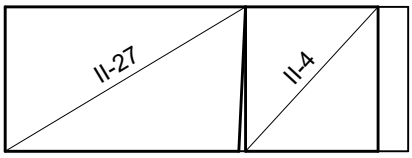

II-27 358 x 215
II-4 197 x 215

1x

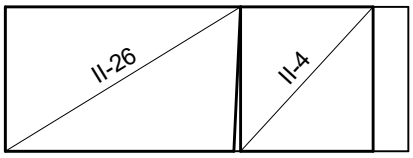

II-26 350 x 215
II-4 197 x 215

Mreže - načrt razreza

1x

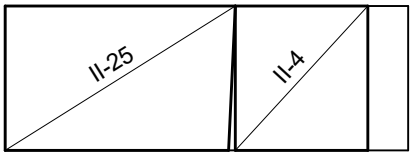

II-25 343 x 215
II-4 197 x 215

1x

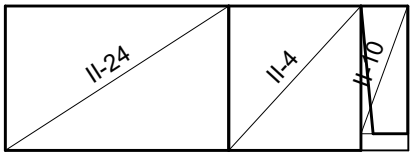

II-24 333 x 215
II-4 197 x 215
II-10 190 x 69

1x

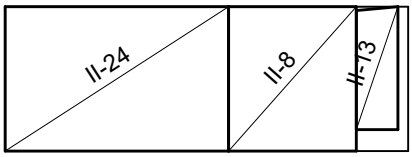

II-24 333 x 215
II-8 190 x 215
II-13 183 x 62

1x

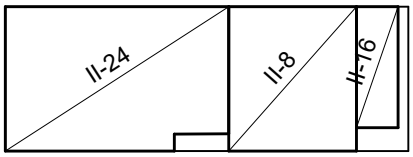

II-24 333 x 215
II-8 190 x 215
II-16 180 x 62

1x

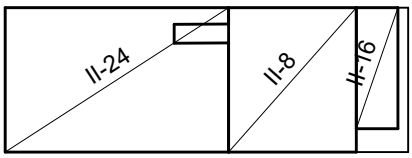

II-24 333 x 215
II-8 190 x 215
II-16 180 x 62

1x

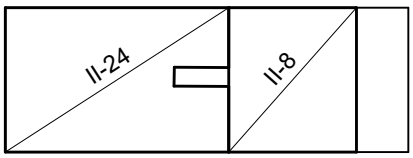

II-24 333 x 215
II-8 190 x 215

1x

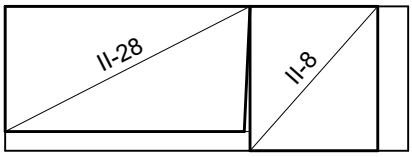

II-28 364 x 186
II-8 190 x 215

1x

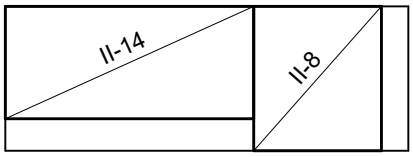

II-14 370 x 167
II-8 190 x 215

1x

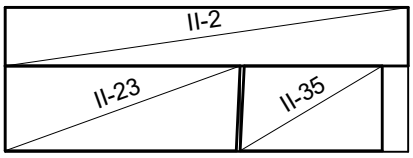

II-2 600 x 87
II-23 350 x 126
II-35 211 x 126

1x

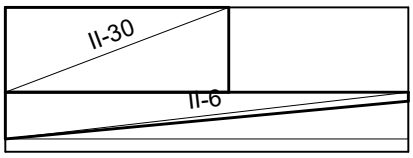

II-30 333 x 126
II-6 600 x 69

1x

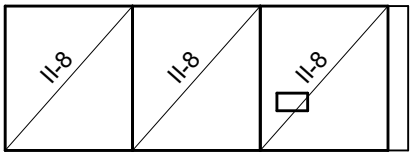

II-8 190 x 215
II-8 190 x 215
II-8 190 x 215

1x

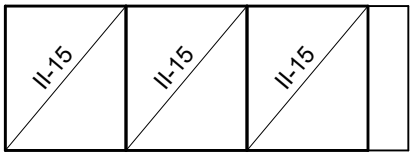

II-15 180 x 215
II-15 180 x 215
II-15 180 x 215

1x

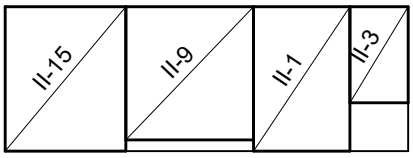

II-15 180 x 215
II-9 190 x 198
II-1 143 x 215
II-3 143 x 87

1x

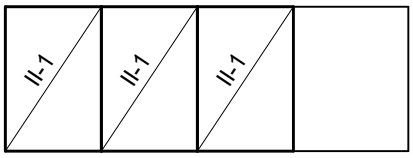

II-1 143 x 215
II-1 143 x 215
II-1 143 x 215

Q-503 (600 cm x 215 cm)

1x

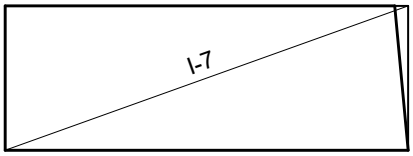

I-7 600 x 215

1x

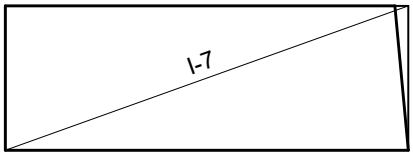

I-7 600 x 215

1x

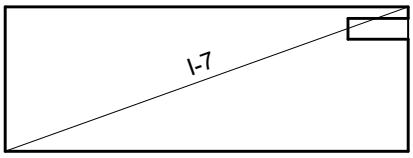

I-7 600 x 215

1x

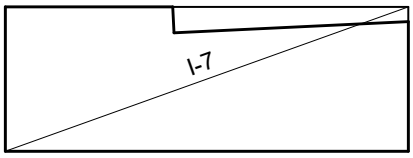

I-7 600 x 215

Mreže - načrt razreza

1x

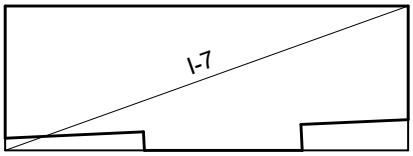

I-7 600 x 215

1x

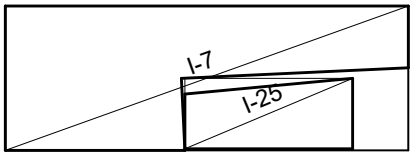

I-7 600 x 215
I-25 250 x 105

1x

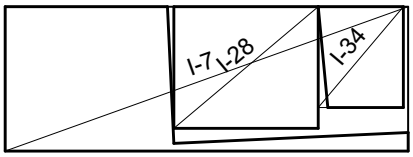

I-7 600 x 215
I-28 181 x 215
I-34 150 x 126

1x

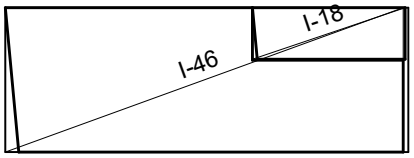

I-46 592 x 215
I-18 227 x 77

1x

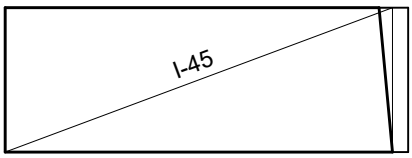

I-45 577 x 215

1x

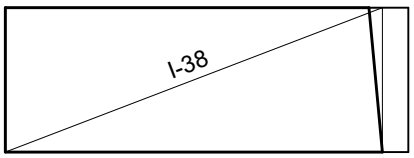

I-38 561 x 215

1x

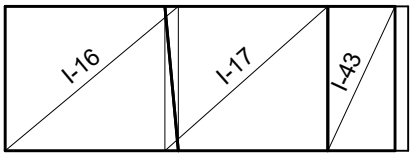

I-16 258 x 215
I-17 243 x 215
I-43 100 x 215

1x

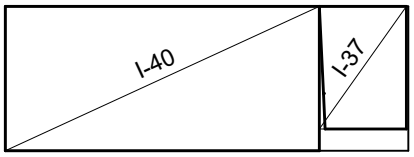

I-40 467 x 215
I-37 130 x 182

1x

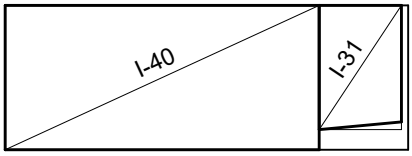

I-40 467 x 215
I-31 185 x 123

1x

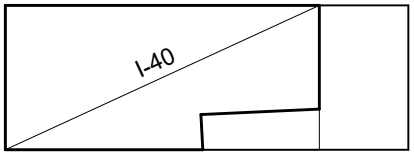

I-40 467 x 215

1x

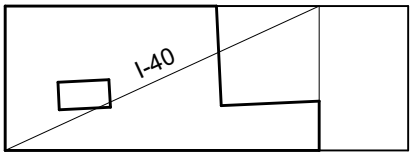

I-40 467 x 215

1x

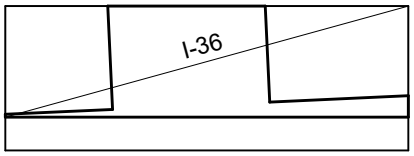

I-36 600 x 165

2x

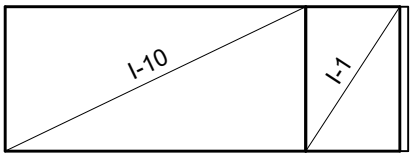

I-10 447 x 215
I-1 140 x 215

1x

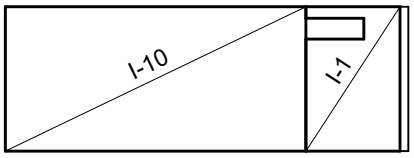

I-10 447 x 215
I-1 140 x 215

1x

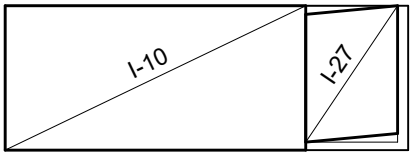

I-10 447 x 215
I-27 203 x 137

1x

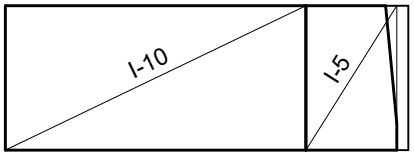

I-10 447 x 215
I-5 135 x 215

1x

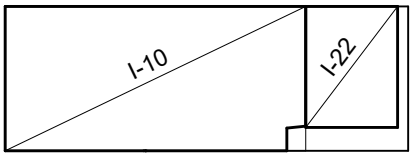

I-10 447 x 215
I-22 180 x 137

1x

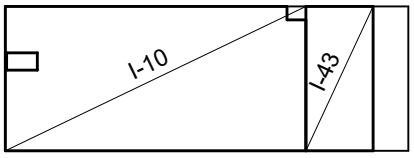

I-10 447 x 215
I-43 100 x 215

Mreže - načrt razreza

1x

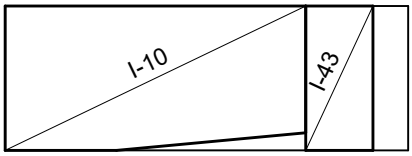

I-10 447 x 215
I-43 100 x 215

1x

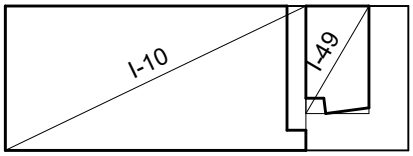

I-10 447 x 215
I-49 160 x 94

1x

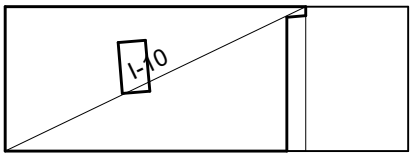

I-10 447 x 215

1x

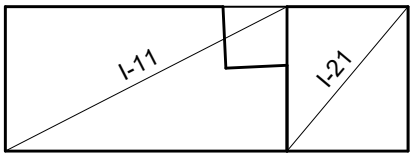

I-11 419 x 215
I-21 180 x 215

1x

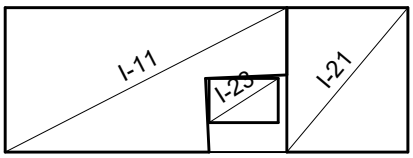

I-11 419 x 215
I-21 180 x 215
I-23 103 x 65

3x

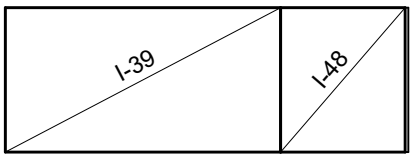

I-39 410 x 215
I-48 185 x 215

1x

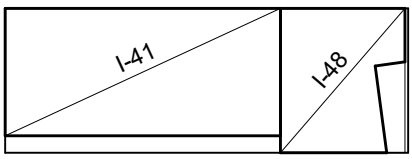

I-41 410 x 190
I-48 185 x 215

1x

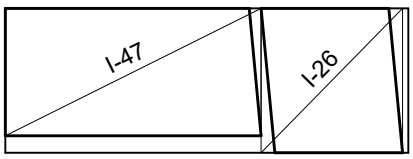

I-47 381 x 189
I-26 210 x 215

1x

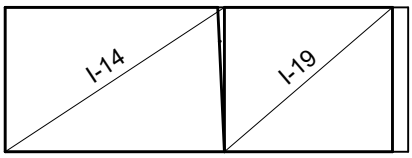

I-14 327 x 215
I-19 250 x 215

1x

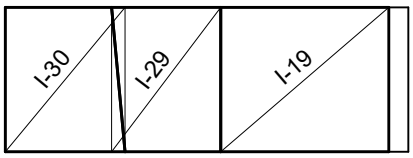

I-30 178 x 215
I-29 163 x 215
I-19 250 x 215

1x

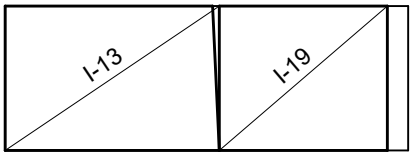

I-13 319 x 215
I-19 250 x 215

1x

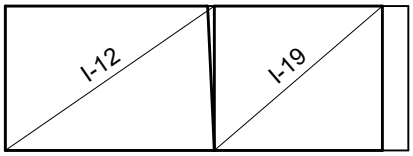

I-12 311 x 215
I-19 250 x 215

1x

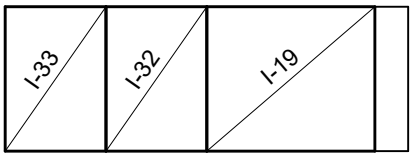

I-33 150 x 215
I-32 150 x 215
I-19 250 x 215

1x

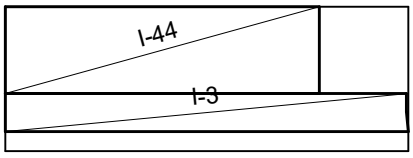

I-44 467 x 129
I-3 600 x 57

1x

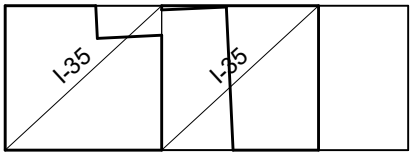

I-35 233 x 215
I-35 233 x 215

1x

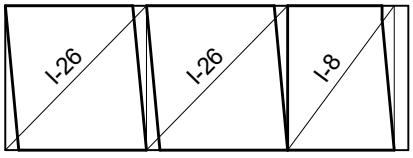

I-26 210 x 215
I-26 210 x 215
I-8 159 x 215

2x

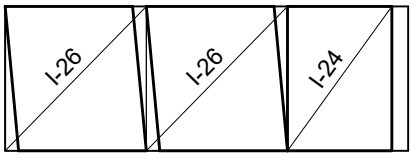

I-26 210 x 215
I-26 210 x 215
I-24 155 x 215

1x

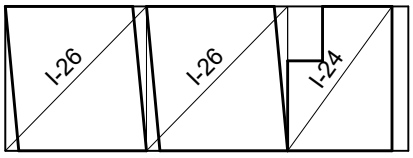

I-26 210 x 215
I-26 210 x 215
I-24 155 x 215

Mreže - načrt razreza

1x

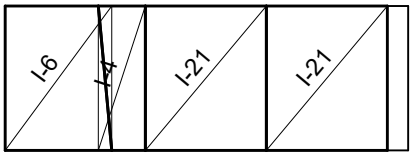

I-6 159 x 215
I-4 70 x 215
I-21 180 x 215
I-21 180 x 215

1x

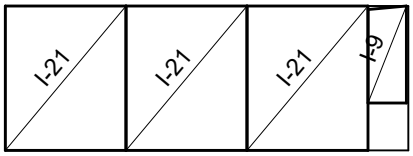

I-21 180 x 215
I-21 180 x 215
I-21 180 x 215
I-9 144 x 57

1x

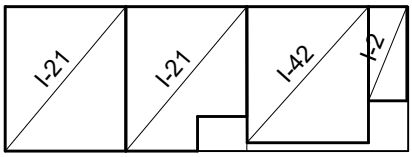

I-21 180 x 215
I-21 180 x 215
I-42 181 x 202
I-2 140 x 57

1x

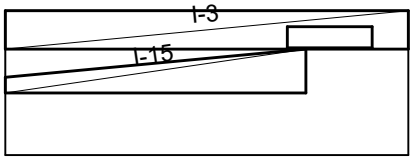

I-3 600 x 57
I-15 447 x 65

1x

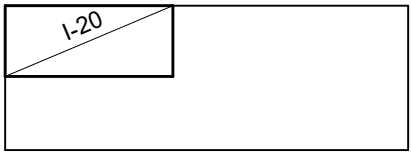

I-20 250 x 105

POZ.: PS -plošča nad nadstropjem / strešna plošča, dpl=30cm in 35cm;

Q-424 (600 cm x 215 cm)

1x

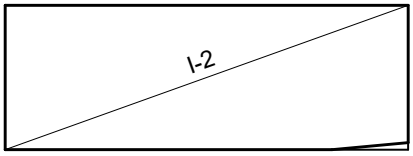

I-2 600 x 215

1x

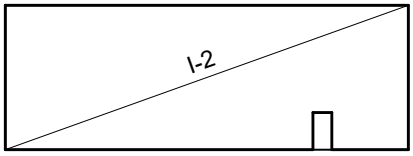

I-2 600 x 215

1x

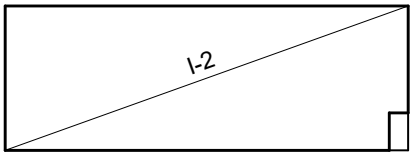

I-2 600 x 215

1x

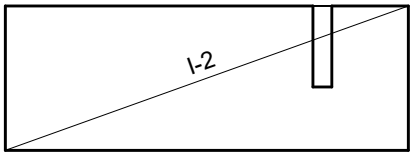

I-2 600 x 215

1x

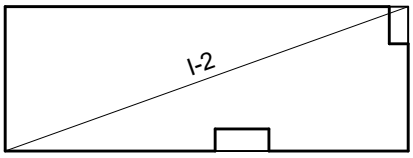

I-2 600 x 215

1x

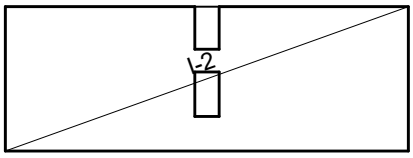

I-2 600 x 215

1x

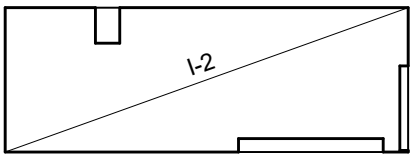

I-2 600 x 215

1x

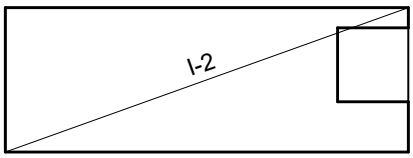

I-2 600 x 215

1x

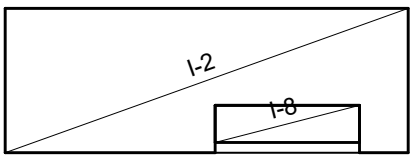

I-2 600 x 215
I-8 55 x 215

1x

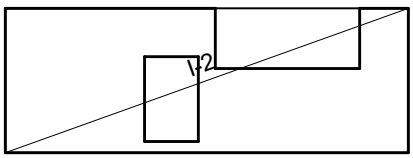

I-2 600 x 215

Mreže - načrt razreza

2x

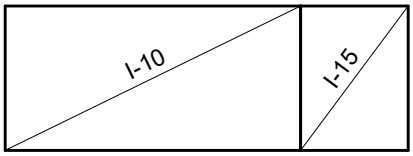

I-10 440 x 215
I-15 160 x 215

1x

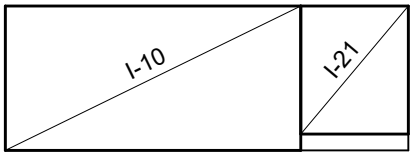

I-10 440 x 215
I-21 160 x 191

1x

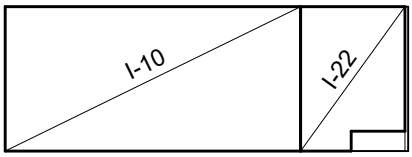

I-10 440 x 215
I-22 155 x 215

2x

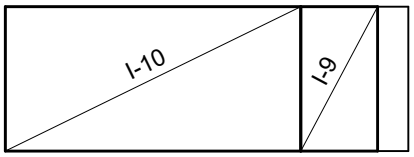

I-10 440 x 215
I-9 114 x 215

1x

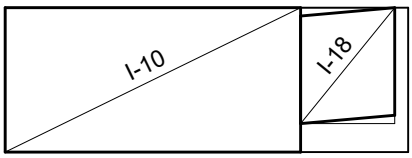

I-10 440 x 215
I-18 172 x 140

3x

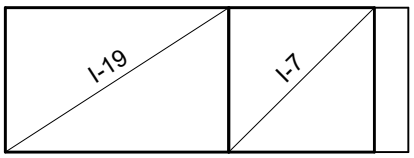

I-19 333 x 215
I-7 217 x 215

1x

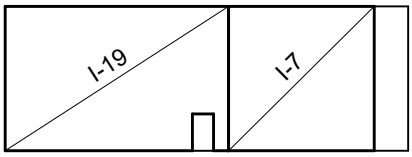

I-19 333 x 215
I-7 217 x 215

1x

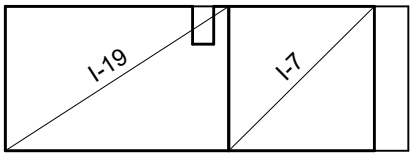

I-19 333 x 215
I-7 217 x 215

1x

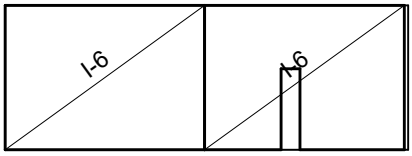

I-6 297 x 215
I-6 297 x 215

1x

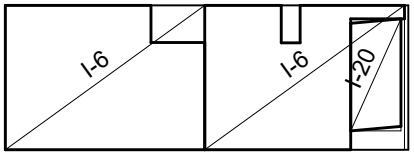

I-6 297 x 215
I-6 297 x 215
I-20 167 x 75

1x

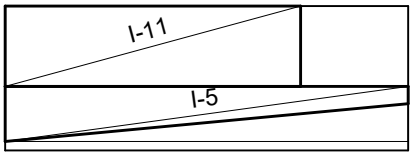

I-11 440 x 120
I-5 600 x 82

1x

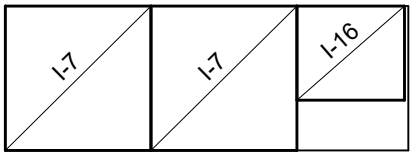

I-7 217 x 215
I-7 217 x 215
I-16 160 x 140

1x

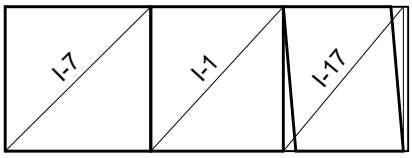

I-7 217 x 215
I-1 197 x 215
I-17 179 x 215

1x

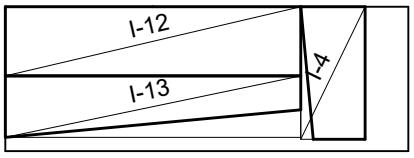

I-12 440 x 103
I-13 440 x 91
I-4 197 x 95

3x

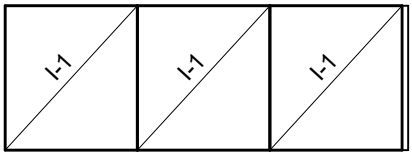

I-1 197 x 215
I-1 197 x 215
I-1 197 x 215

1x

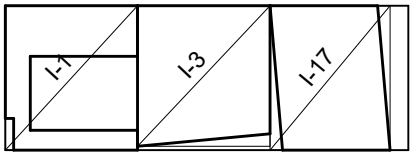

I-1 197 x 215
I-3 197 x 209
I-17 179 x 215

1x

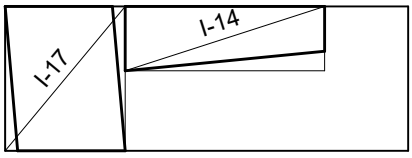

I-17 179 x 215
I-14 297 x 95

Mreže - načrt razreza

POZ: PZS - plošča nad zunanjim stopniščem, dpl=20cm

Q-257 (600 cm x 215 cm)

1x

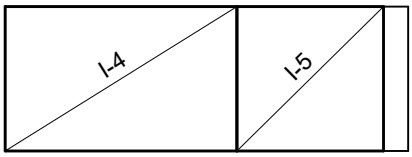

I-4 345 x 215
I-5 218 x 215

1x

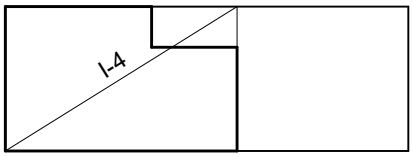

I-4 345 x 215

1x

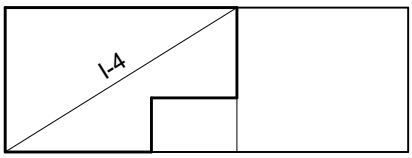

I-4 345 x 215

1x

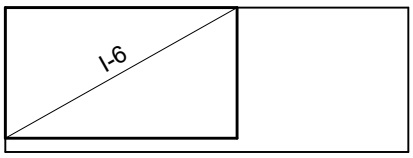

I-6 345 x 195

2x

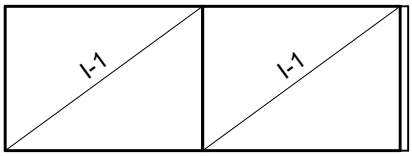

I-1 294 x 215
I-1 294 x 215

1x

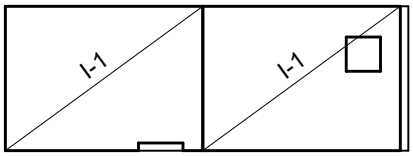

I-1 294 x 215
I-1 294 x 215

1x

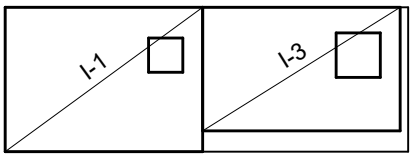

I-1 294 x 215
I-3 294 x 184

1x

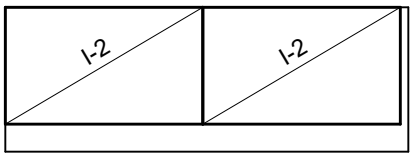

I-2 294 x 174
I-2 294 x 174

1x

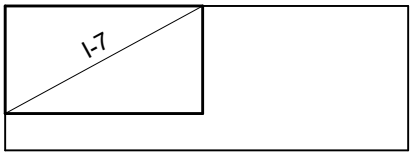

I-7 294 x 160

POZ: PNS - plošča nad sušilnico, dpl=20cm

Q-257 (600 cm x 215 cm)

1x

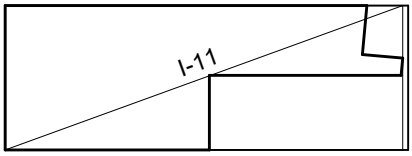

I-11 592 x 215

1x

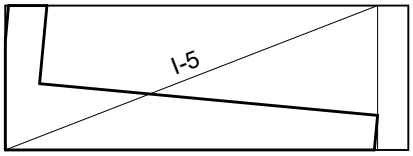

I-5 554 x 215

1x

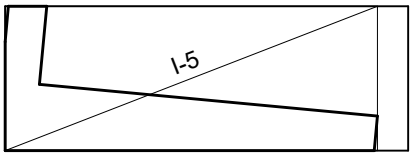

I-5 554 x 215

2x

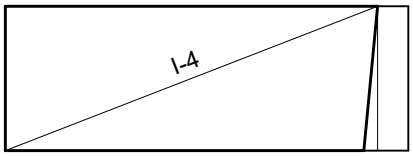

I-4 554 x 215

1x

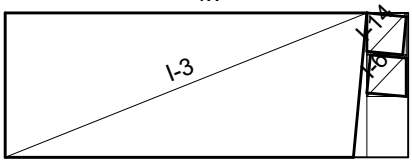

I-3 539 x 215
I-14 62 x 59
I-6 62 x 59

1x

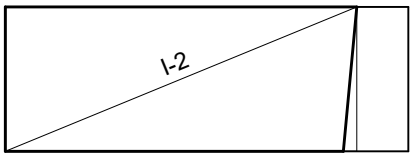

I-2 523 x 215

Mreže - načrt razreza

1x

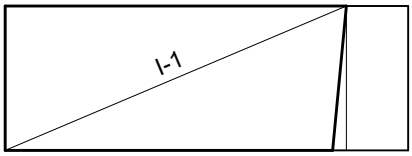

I-1 508 x 215

1x

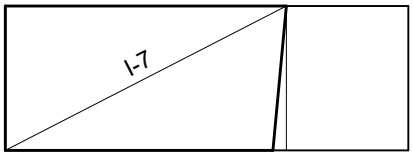

I-7 419 x 215

1x

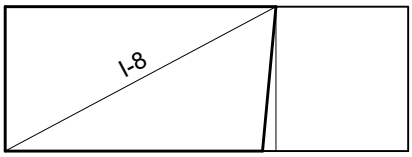

I-8 403 x 215

1x

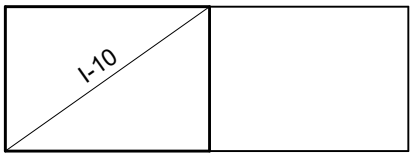

I-10 304 x 215

1x

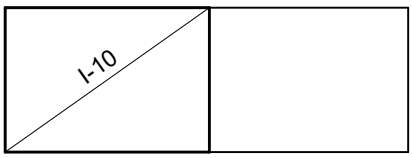

I-10 304 x 215

1x

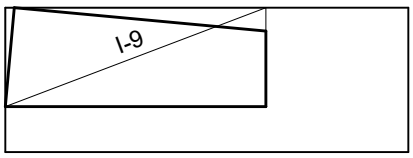

I-9 388 x 147

POZ:PD - plošči nad dvigalom, dpl=20cm

Q-503 (600 cm x 215 cm)

2x

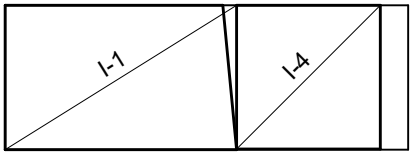

I-1 344 x 215
I-4 214 x 214

2x

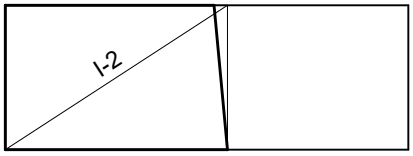

I-2 331 x 215

1x

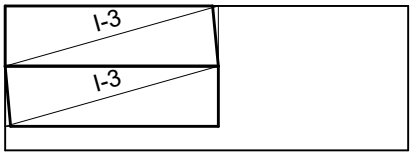

I-3 317 x 89
I-3 317 x 89

POZ.: STEBER 1, 2kom.,
-C30/37, XC1 ;
-a=3cm;

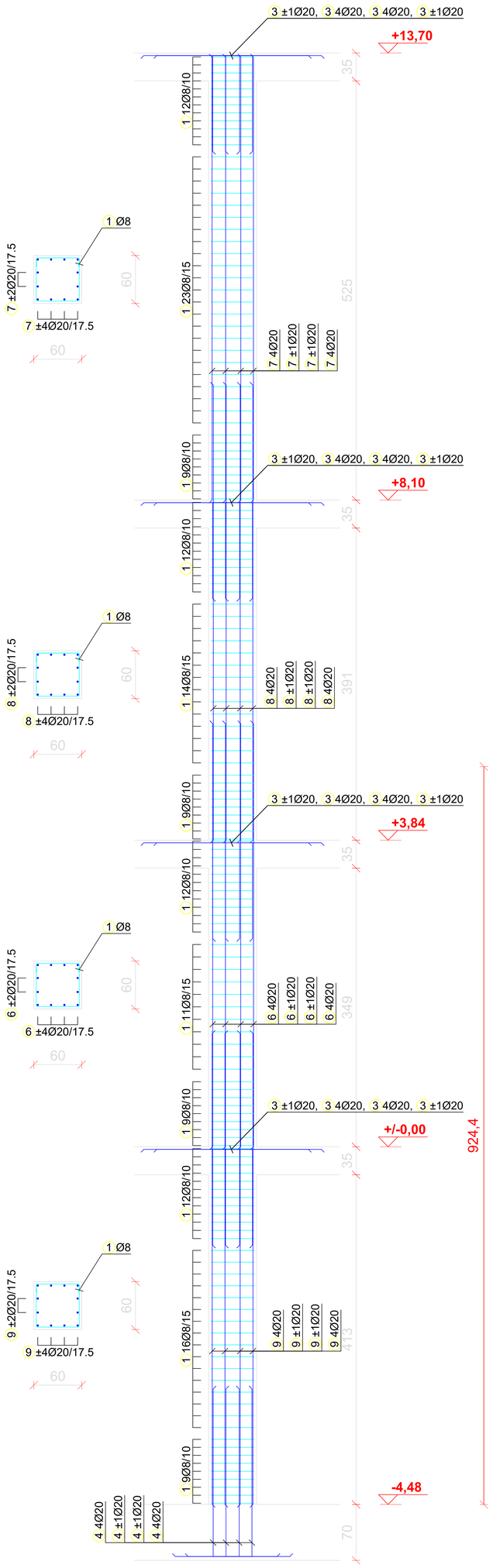

POZ.: STEBER 2, 2kom.,
-C30/37, XC1 ;
-a=3cm;

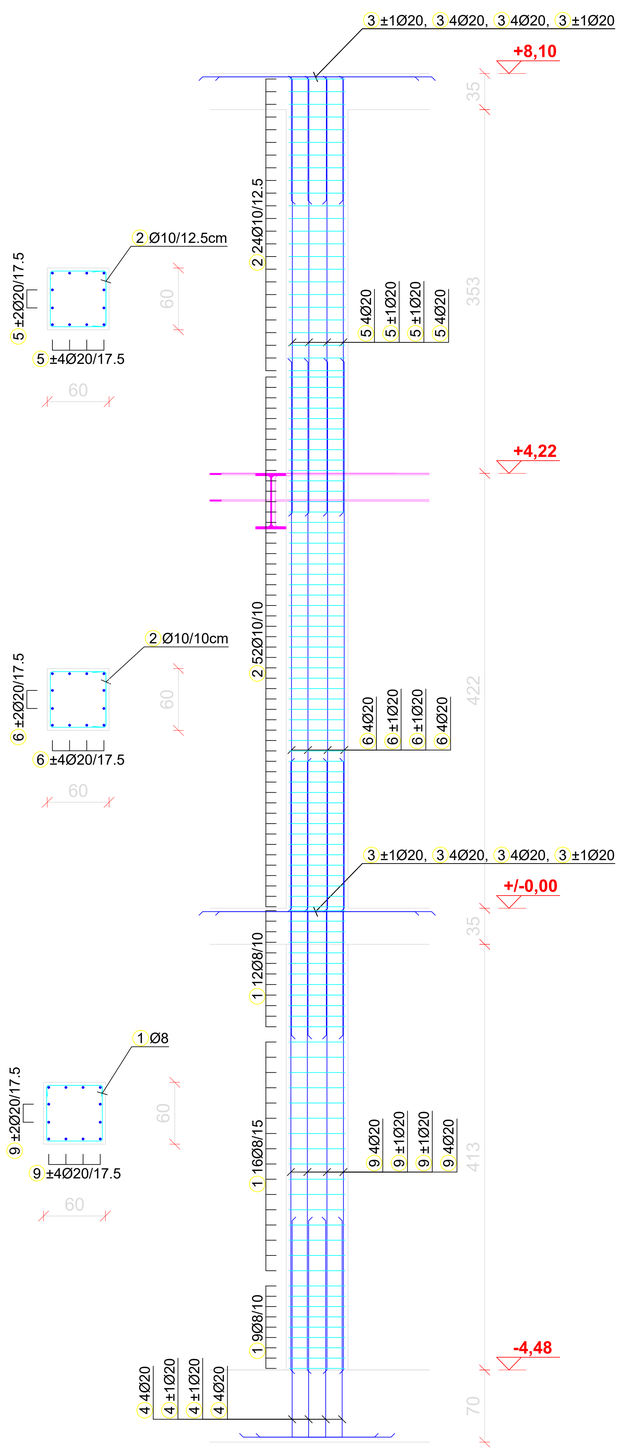

POZ.: STEBER 3, 2kom.,
-C30/37, XC1 ;
-a=3cm;

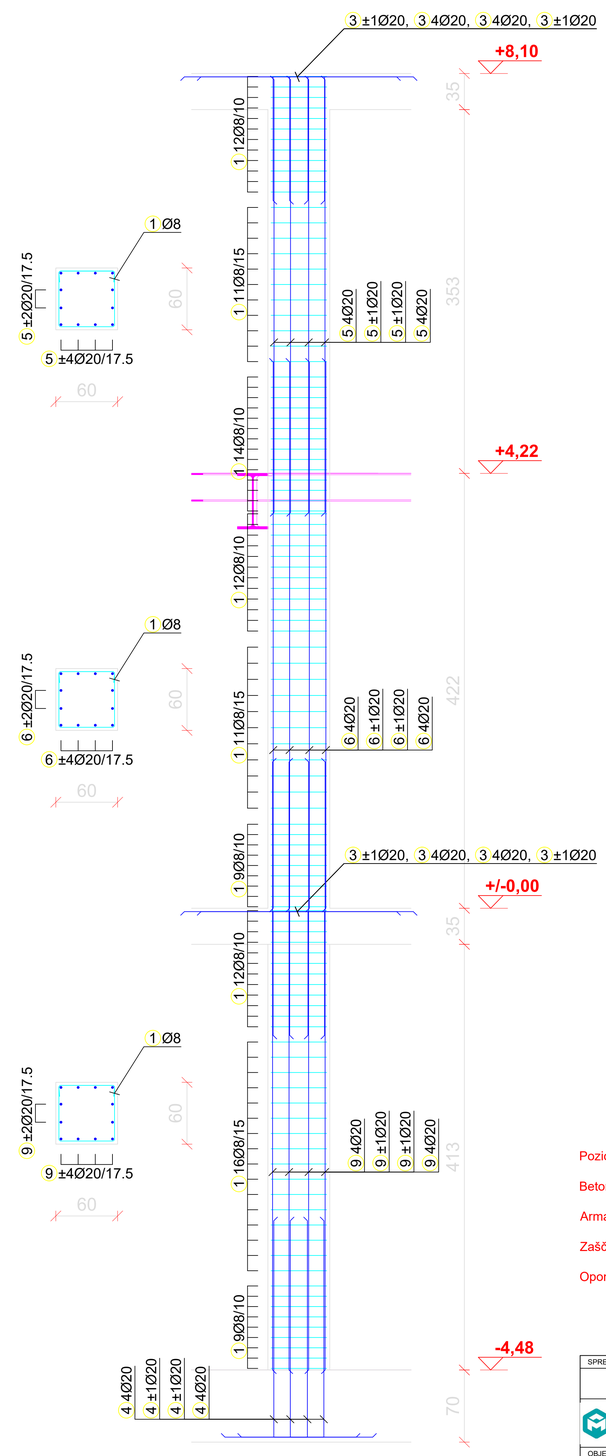

Pozicija: STEBER_1, 2, 3;

Beton: C30/37, XC1

Armatura: B500B

Zaščitni sloj: 3cm

Opomba:
- Dimenzije in pozicije prodorov strojnih inštalacij, preveriti v strojnih načrtih, ter ustrezno prilagoditi armaturo, oziroma narediti izsek na mrežah.
- Potrebno je ustrezno določiti višino jahačov na mestu samem.

SPREMEMBA	OPIS SPREMEMBE	DATUM

Marko Markoja projektiranje in tehnično svetovanje, s.p.	MARKO MARKOJA s.p. Projektiranje in tehnično svetovanje Prešernova 8, 3320 VELENJE	NAROČNIK / INVESTITOR MESTNA OBČINA VELENJE Titov trg 1 3320 Velenje	
OBJEKT / LOKACIJA / GRADNJA		NASLOV RISBE / VSEBINA	
TecHUB i4.0		2.0 NAČRT S PODROČJA GRADBENIŠTVA ARMATURNI NAČRTI POZ.: STEBER_1, 2, 3;	
NAZIV	IME	ID. ŠT.	PODPIS
VODJA PROJEKTA	Rok ŽEVART, univ.dipl.inž.arh.	ZAPS A-1367	
POOBLAŠČENI INŽENIR	MARKO MARKOJA, univ.dipl.inž.grad.	IZS G - 3082	
SODELAVCI	Matjaž NOVAK		

ŠT. PROJEKTA	ŠT. NAČRTA	VRSTA NAČRTA	DATUM	MERILO	ŠT. LISTA
34/2022	07/2024	PZI	APRIL 2024	1:25	A29

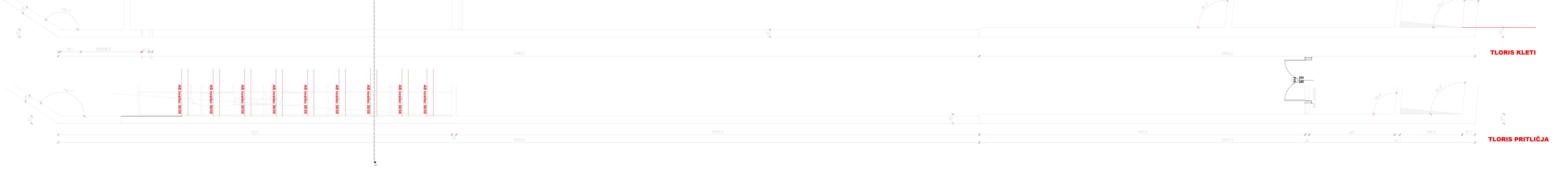

Pozicija: ABS_1 in 2;

Beton: C30/37, XC1

Armatura: B500B

Zaščitni sloj: 3cm

Opomba: -Dimenzije in pozicije prodorov strojnih inštalacij, preveriti v strojnih načrtih, ter ustrezno prilagoditi armaturo, oziroma narediti izsek na mrežah.
-Potrebno je ustrezno določiti višino jahačov na mestu samem.

SPREMEMBA	OPIS SPREMEMBE	DATUM

MARKO MARKOJA s.p. Projektiranje in tehnično svetovanje Prešernova 8, 3320 VELENJE	NAROČNIK / INVESTITOR MESTNA OBČINA VELENJE Titov trg 1 3320 Velenje
OBJEKT / LOKACIJA / GRADNJA TecHUB i4.0	NASLOV RISBE / VSEBINA 2.0.NAČRT S PODROČJA GRADBENIŠTVA ARMATURNI NAČRTI POZ.: ABS_1 in 2; - STRIŽNA ARMATURA V STENAH

NAZIV	IME	ID. ŠT.	PODPIS
VODJA PROJEKTA	Rok ŽEVART, univ.dipl.inž.arh.	ZAPS A-1367	
POOBLAŠČENI INŽENIR	MARKO MARKOJA, univ.dipl.inž.grad.	IZS G - 3082	
SODELAVCI	Matjaž NOVAK		

ŠT. PROJEKTA	ŠT. NAČRTA	VRSTA NAČRTA	DATUM	MERILO	ŠT. LISTA
34/2022	07/2024	PZI	APRIL 2024	1:50	A30

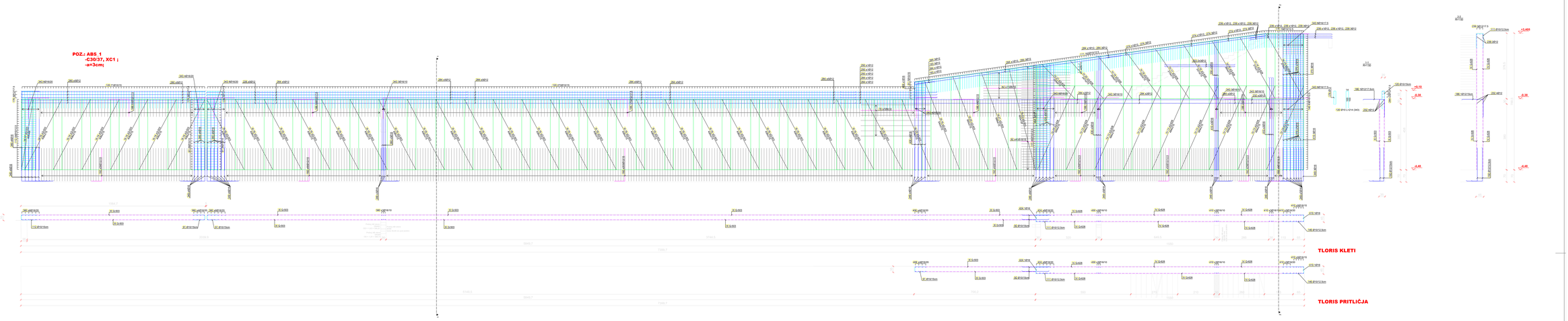

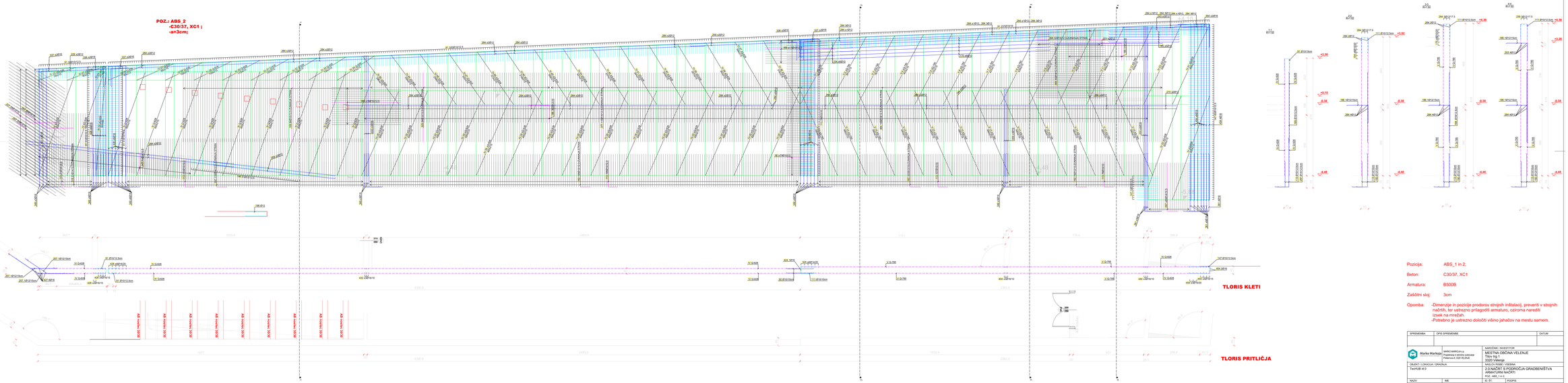

Pozicija: ABS_1 in 2;

Beton: C30/37, XC1

Armatura: B500B

Zaščitni sloj: 3cm

Opomba: -Dimenzije in pozicije prodorov strojnih inštalacij, preverili v strojnih načrtih, ter ustrezno prilagodili armaturo, ozioroma narediti izsek na mrežah.
-Potrebno je ustrezno določiti višino jahačov na mestu samem.

SPREMEMBA	OPIS SPREMEMBE	DATUM

Marko Markoški pooblaščeni inženir gradbeništva IZS: G-1000	MARC INŽENIRI p.o. Projektiranje in tehnično svetovanje Prešernova 8, 3320 VELENJE
NAROČNIK / INVESTITOR	MESTNA OBČINA VELENJE Titov trg 5 3320 Velenje
OBJEKT / LOKACIJA / GRAJENA TERITORIJ 40.0	KNJIŽNICA VELENJE Šaleška cesta 7, VELENJE
	Z-O.NAČRT S PODROČJA GRADBENEŠTVA ARMATURNI NAČRTI ABS_ABS_1 in 2;

NAZIV	MIC	ID: ST	PODPIS
VODJA PROJEKTA	Ken Borštnar - univ.dipl.inž.arh.	ZAPS 2-147	
POOBLAŠČENI INŽENIR	Marko Markoški - univ.dipl.inž.grad.	IZS G - 1000	
ODGOVORNI NOSILEC	Matjaž Grčman		

ŠT. PROJEKTA	ŠT. NAČRTA	VRSTA NAČRTA	DATUM	MERILO	ŠT. LISTA
3443922	07/2024	PZI	APRIL 2024	1:50	A31

Pozicija: ABS_3, 4 in 5;

Beton: C30/37, XC1

Armatura: B500B

Zaščitni sloj: 3cm

Opomba: -Dimenzije in pozicije prodorov strojnih inštalacij, preveriti v strojnih načrtih, ter ustrezno prilagoditi armaturo, oziroma narediti izsek na mrežah.
-Potrebno je ustrezno določiti višino jahačov na mestu samem.

SPREMEMBA	OPIS SPREMEMBE	DATUM

Marko Markoja PROJEKTIRANJE IN INŽENIRING	MARKO MARKOJA s.p. Projektiranje in tehnično svetovanje Prešernova 8, 3320 VELENJE	NAROČNIK / INVESTITOR MESTNA OBČINA VELENJE Titov trg 1 3320 Velenje			
OBJEKT / LOKACIJA / GRAĐNJA TechRJB i4.0		NASLOV RISBE / VSEBINA 2.0 NAČRT S PODROČJA GRADBENIŠTVA ARMATURNI NAČRTI POZ.: ABS_3, 4 in 5 - STRIŽNA ARMATURA V STENAH			
NAZIV	IME	ID. ŠT.	PODPIS		
VODJA PROJEKTA	Rok ŽIVNIŠ, univ.dipl.inž.arh.	ZAPS A-1367			
PODBLAŠČENI INŽENIR	MARKO MARKOJA, univ.dipl.inž.grad.	IZS G - 3082			
SODELAVCI	Matjaž NOVAK				
ŠT. PROJEKTA	ŠT. NAČRTA	VRSTA NAČRTA	DATUM	MERILO	ŠT. LISTA
34/2022	07/2024	PZI	APRIL 2024	1:50	A32

POZ.: ABS_3
-C30/37, XC1 ;
-a=3cm;

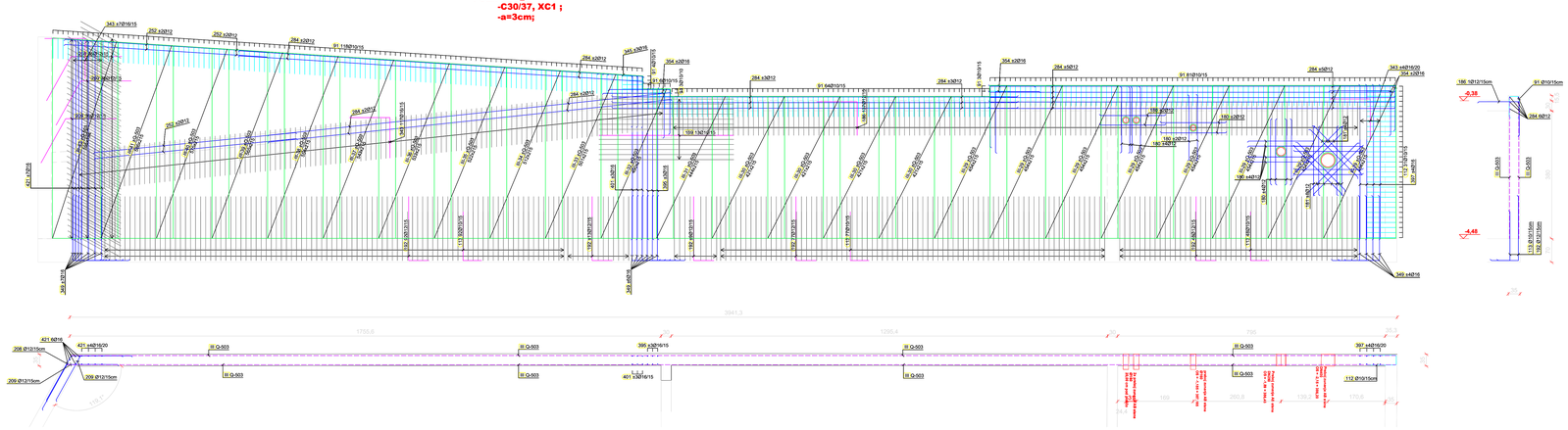

POZ.: ABS_4
-C30/37, XC1 ;
-a=3cm;

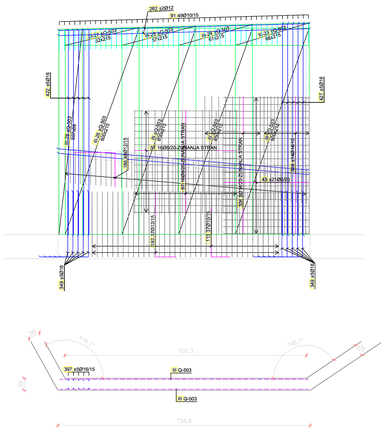

POZ.: ABS_5
-C30/37, XC1 ;
-a=3cm;

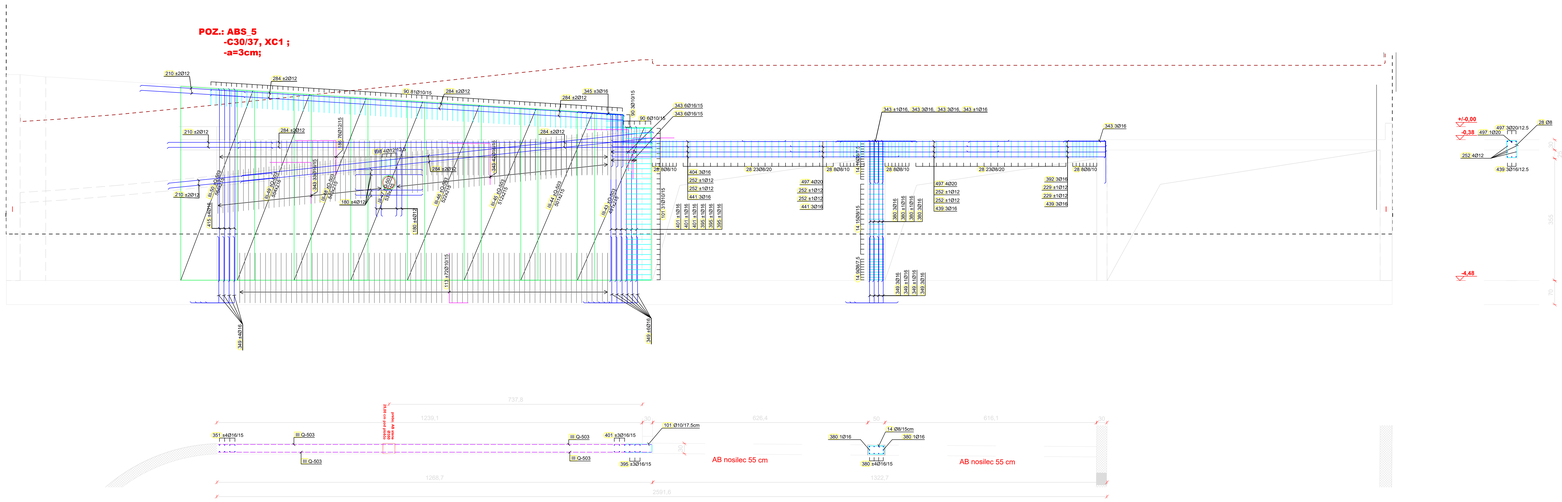

Pozicija: ABS_3, 4 in 5;

Beton: C30/37, XC1

Armatura: B500B

Zaščitni sloj: 3cm

Opomba: -Dimenzije in pozicije prodorov strojnih inštalacij, preveriti v strojnih načrtih, ter ustrezno prilagoditi armaturo, oziroma narediti izsek na mrežah.
-Potrebno je ustrezno določiti višino jahačov na mestu samem.

SPREMEMBA	OPIS SPREMEMBE	DATUM

Marko Markoja	MARKO MARKOJA s.p. Projektiranje in tehnično svetovanje Prešernova 8, 3320 VELENJE	NAROČNIK / INVESTITOR MESTNA OBČINA VELENJE Titov trg 1 3320 Velenje
OBJEKT / LOKACIJA / GRADNJA TechUB i4.0		NASLOV RISBE / VSEBINA 2.0 NAČRT S PODROČJA GRADBENIŠTVA ARMATURNI NAČRTI POZ.: ABS_3, 4 in 5;

NAZIV	IME	ID. ŠT.	PODPIS
VODJA PROJEKTA	Ilka ZEVNIK, univ.dipl.inž.arh.	ZAPS A-1387	
PODBLAŠČENI INŽENIR	MARKO MARKOJA, univ.dipl.inž.grad.	IZS G - 3080	
SODELAVCI	Mojaž NOVAK		

ŠT. PROJEKTA	ŠT. NAČRTA	VRSTA NAČRTA	DATUM	MERILO	ŠT. LISTA
34/2022	07/2024	PZI	APRIL 2024	1:50	A33

STRAN PROTI RAMPI/NOSILCI

POZ.: ABS_6
-C30/37, XC1 ;
-a=3cm;

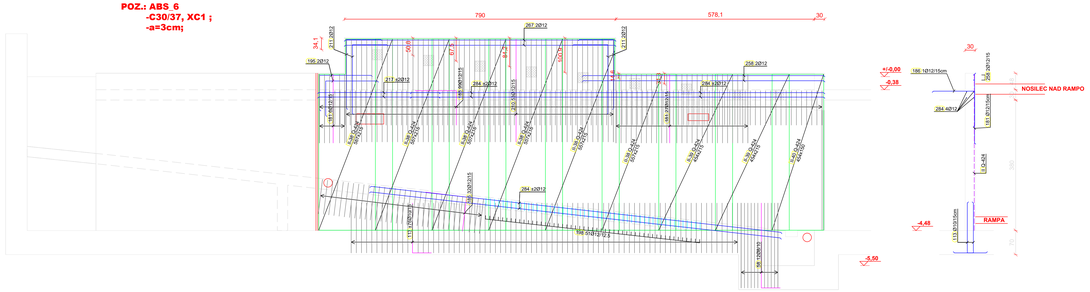

POZ.: ABS_7
-C30/37, XC1 ;
-a=3cm;

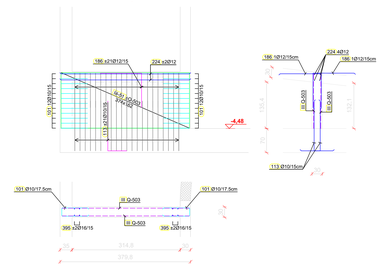

STRAN PROTI PLOŠČI/OBJEKTU

POZ.: ABS_6
-C30/37, XC1 ;
-a=3cm;

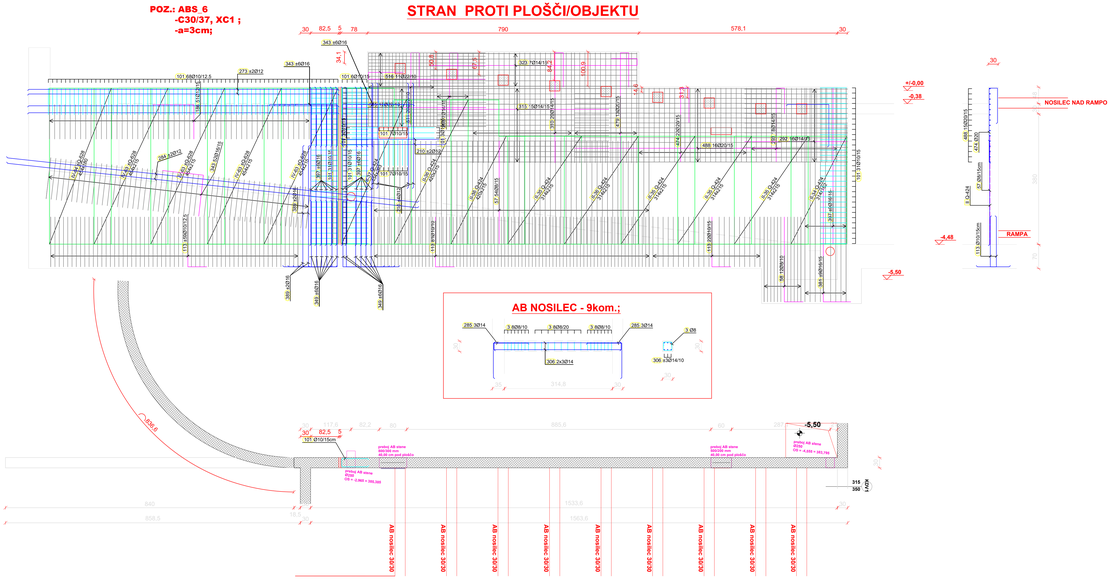

AB NOSILEC - 9kom.;

POZ.: ABS_8
-C30/37, XC1 ;
-a=3cm;

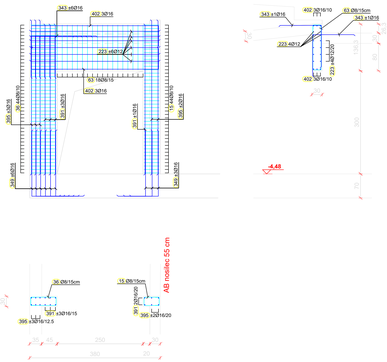

POZ.: ABS_9
-C30/37, XC1 ;
-a=3cm;

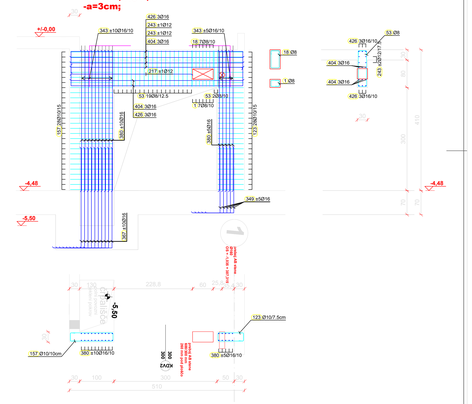

POZ.: ABS_10
-C30/37, XC1 ;
-a=3cm;

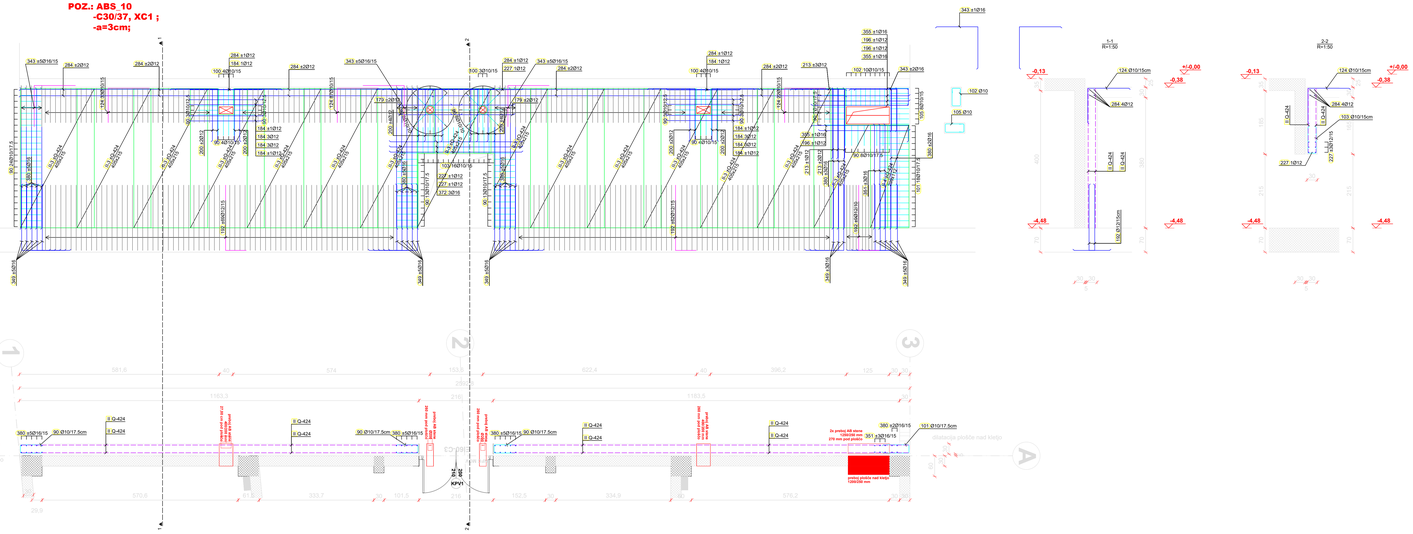

Pozicija: ABS_6, 7, 8, 9 in 10;

Beton: C30/37, XC1

Armatura: B500B

Zaščitni sloj: 3cm

Opomba: -Dimenzije in pozicije prodorov strojnih inštalacij, preveriti v strojnih načrtih, ter ustrezno prilagoditi armaturo, oziroma narediti izsek na mrežah.
-Potrebno je ustrezno določiti višino jahačov na mestu samem.

SPREMEMBA	OPIS SPREMEMBE	DATUM

Marko Markoja
MARKO MARKOJA s.p.
Projektiranje in tehnično svetovanje
Prelemova 8, 3320 VELENJE

NAROČNIK / INVESTITOR
MESTNA OBČINA VELENJE
Titov trg 1
3320 Velenje

OBJEKT / LOKACIJA / GRAĐNJA
TechLIB 14.0

NASLOV RISBE / VSEBINA
2.0.NAČRT S PODROČJA GRADBENIŠTVA
ARMATURNI NAČRTI
POZ.: ABS_6, 7, 8, 9, 10;

NAZIV	IME	ID. ŠT.	PODPIS		
VODJA PROJEKTA	Rok ŽIVART, univ.dipl.inž.arh.	ZAPS A-1367			
POOBLAŠČENI INŽENIR	MARKO MARKOJA, univ.dipl.inž.grad.	02-G - 3682			
SODELAVCI	Magdal NOVAK				
ŠT. PROJEKTA	ŠT. NAČRTA	VRSTA NAČRTA	DATUM	MERILO	ŠT. LISTA
34/2022	07/2024	PZI	APRIL 2024	1:50	A34

POZ.: ABS_11
-C30/37, XC1 ;
-a=3cm;

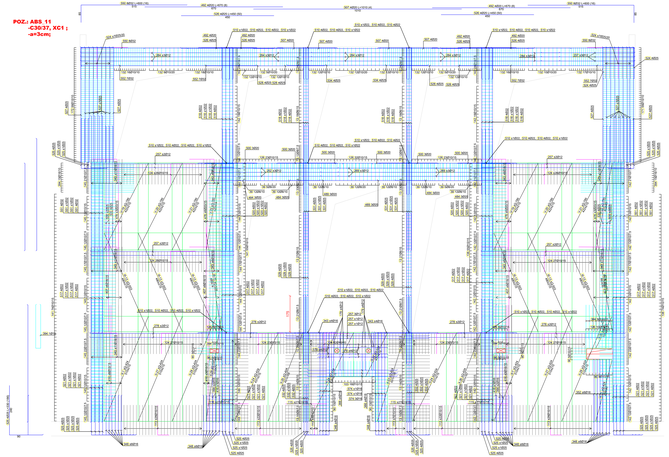

POZ.: ABS_12
-C30/37, XC1 ;
-a=3cm;

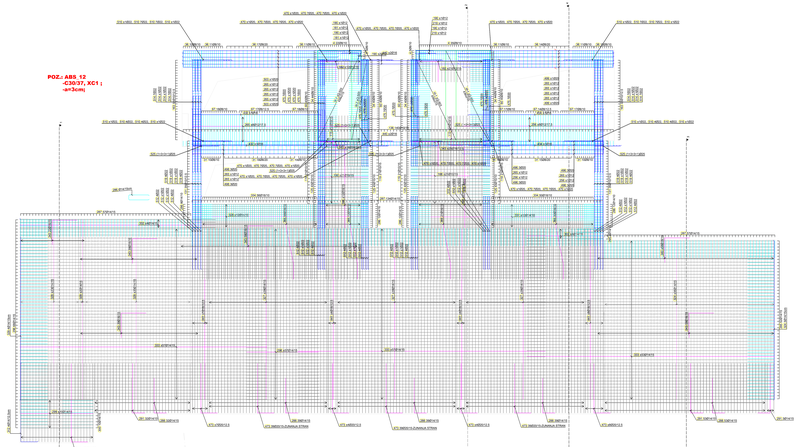

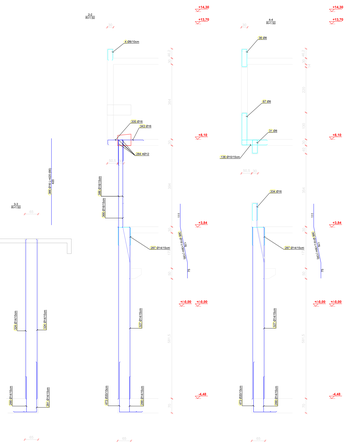



TLORIS KLETI



TLORIS KLETI

TLORIS PRITLIČJA



TLORIS PRITLIČJA

TLORIS MEDETAŽE

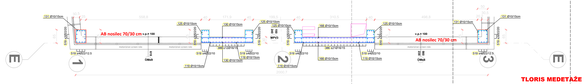

TLORIS MEDETAŽE

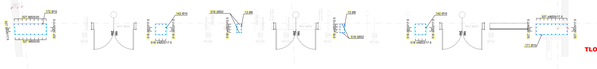

TLORIS NADSTROPJA

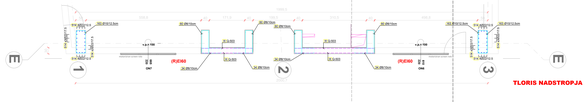

TLORIS NADSTROPJA

Pozicija: ABS_11, 12;

Beton: C30/37, XC1

Armatura: B500B

Zaščitni sloj: 3cm

Opomba: -Dimenzije in pozicije prodorov strojnih inštalacij, preveriti v strojnih načrtih, ter ustrezno prilagoditi armaturo, ojačanja narediti izrek na mrežah.
-Potrebno je ustrezno dobiti višino jahačev na mestu samem.

STROKOVNA	OPIS SPREMEMBE	DATUM

Marko Markič	MARKO MARKIČ s.p. Inženiring in storitve gradnje Prekmurska ulica 40 KOPER	NAROČNIK: MESTNA OBČINA VELENJE Titov trg 1 3320 Velenje
OBJEKT / VRSTA GRADNJE		IZVAJALEC STORITVE:
Tlorisi AB - A-E		2.2 NAČRT IN PODROČJA GRADBENIŠKEGA ARMATURNI NAČRTI AB_11_12
NAČIN	RIB	FAZA
	IN 30	PZI
VODJA PROJEKTA	Aljaž Grosman univ.dipl.inž.arh	IZDELAL:
PODJETJE PO NAŠNJI	MARKO MARKIČ, inž.arh.Aljaž Grosman	DATU: 1.2021
ŠT. PROJEKTA	ST. NAČRTA	VRSTA NAČRTA	DATUM	MERILO	ŠT. LISTA
32/2021	STORIB	PZI	APRIL 2021	1:50	A/B

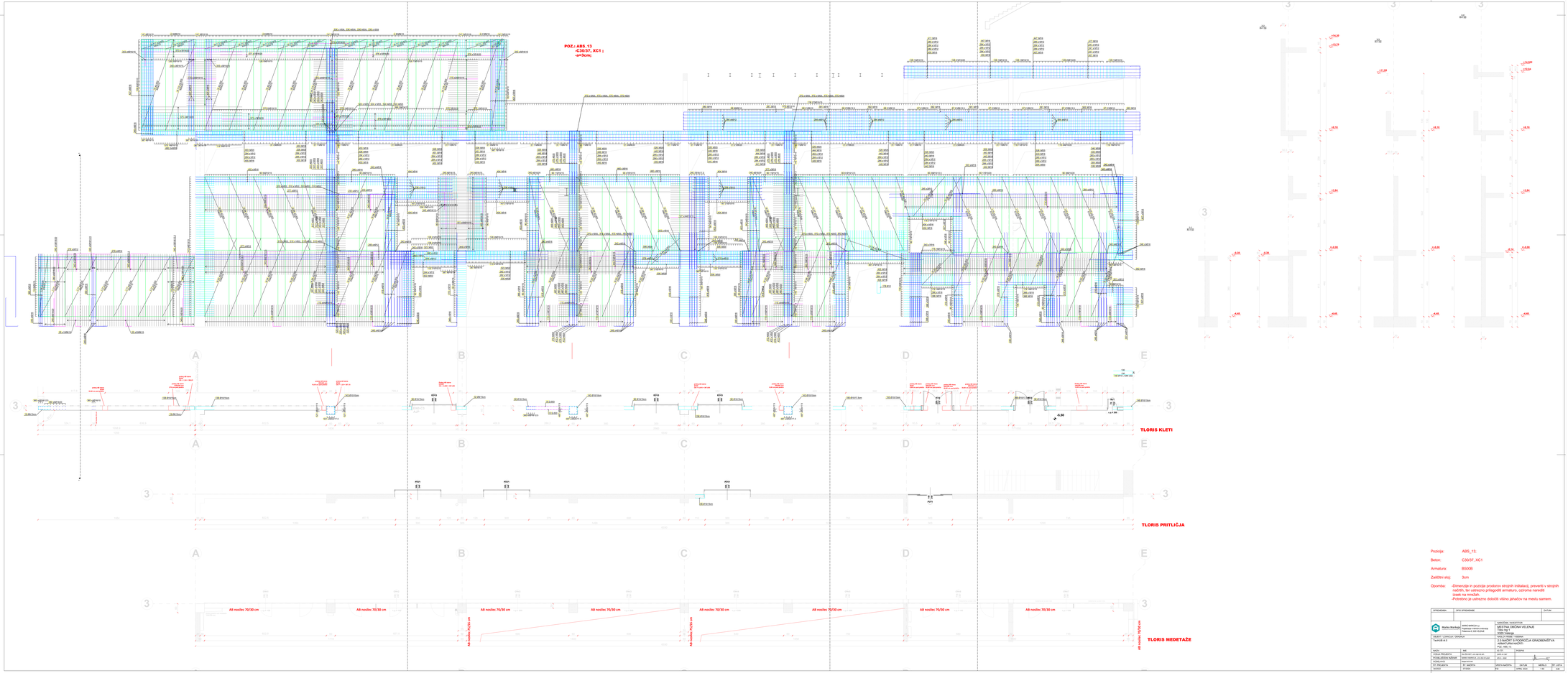

Pozicija: ABS_13.

Beton: C30/37, XC1

Armatura: B500B

Zaščitni sloj: 3cm

Opomba: -Dimenzije in pozicije prodorov strojnih inštalacij, preverti v strojnih načrtih, ter ustrezno prilagoditi armaturo, ojačanja narediti izrek na mestih.
-Potrebno je ustrezno določiti višino jahačov na mestu samem.

SPREMEMBA	OPIS SPREMEMBE	DATUM	

Marko Markoš	MARKO MARKOŠ s.p. Inženiring in storitve gradnje Prekmurska 100 REPUBLIKA	NAZIVNA LOKACIJA GRADBENEGA OBJEKTA MESTNA OBČINA VELENJE Titov trg 1 3320 VEREJE	
NAZIVI GRADBENEGA OBJEKTA TAHTAB d.d.		NAZIVI GRADBENIH DELOV 2.2 NAČRT IN POGRAČUN GRADBENEGA ARMATURNA NAČRTI ABS_13	
DATUM	KJE	PODPIS	
VODJA PROJEKTA	Aljo Brown univ.inž.gradb.ure	IZ. IN.	PODPIS
POOBLAŠČENA INŠENIRKA	Marko Markoš, univ.inž.kem.inž.ure	IZ. IN.	PODPIS
IZDELOVALEC	Marko Markoš, univ.inž.kem.inž.ure		
ŠT. PROJEKTA	ŠT. NAČRTA	DRŽAVA NAČRTA	LETO IZ.	MERILO	ŠT. LISTA
04/2022	2/TR04	SLO	APRIL 2024	1:50	A4B

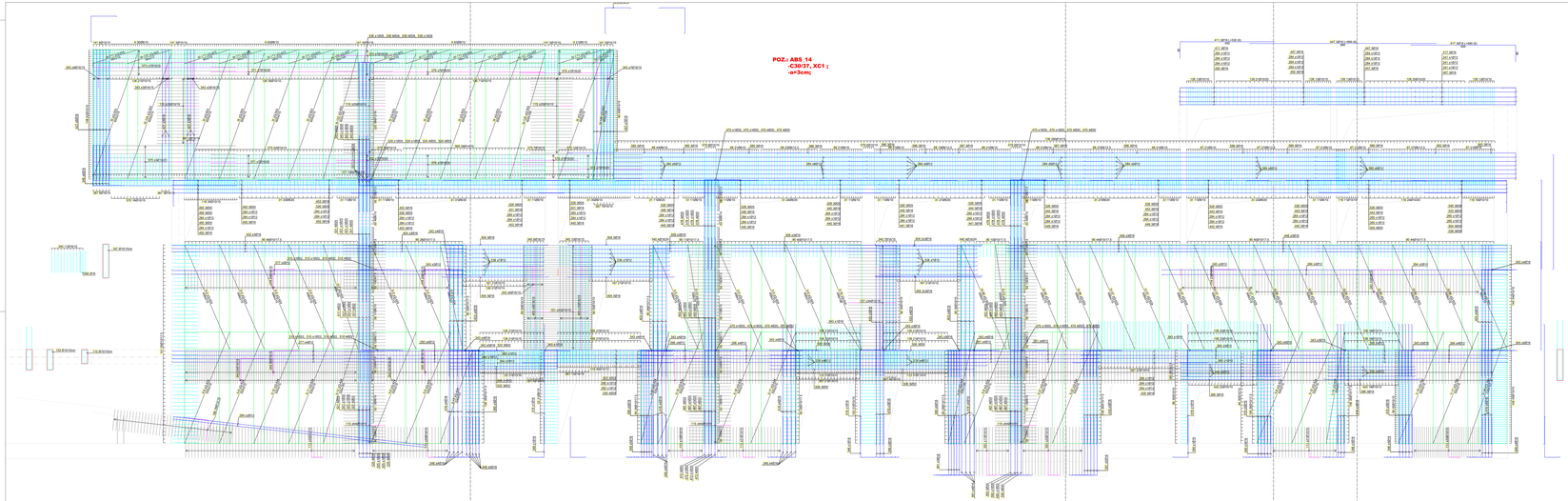



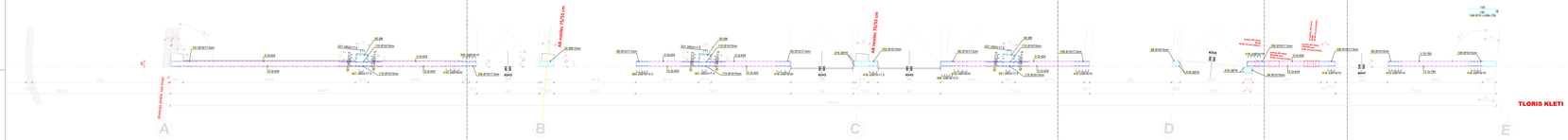

TLORIS KLETI

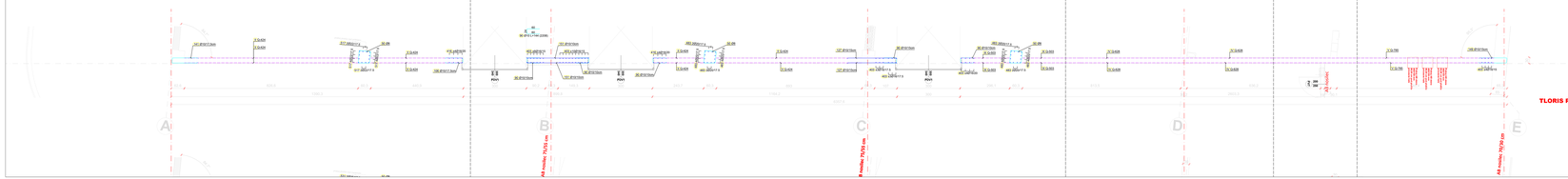

TLORIS PRITLIČJA

Pozicija: ABS_14;

Beton: C30/37, XC1

Armatura: B500B

Zaščitni sloj: 3cm

Opomba: -Dimenzije in pozicije prodorov strojnih inštalacij, preverit v strojnih načrtih, ter ustrezno prilagoditi armaturo, oziroma narediti izrez na mrežah.
-Potrebno je ustrezno določiti vitino jahačov na mestu samem.

SPREMEMBA	OPIS SPREMEMBE		DATUM

Marko Markoja	IMPEC MARKOJA d.o.o. Kopitarjeva ulica 2, 1000 Ljubljana T: 01 426 00 00, F: 01 426 00 01	NAZIVNA TEHNOLOGIJA NAZIVNA ŠTEVILČNA VELIKOST Tilen Ilc 1 3320 Velenje GRADBENIŠKA FIZIKA
OBJEKT / LOKACIJA / GRADNJA Turnšek d.o.o.		2.3 NAČRT S PODROČJA GRADBENIŠTVA - ARMATURNI NAČRTI ABS_14
NAČRT	MM	DATUM 30.10.19
VODJA PROJEKTA	DIPL.GRAD.ING.GEOTEHNIKE	JERNEJ KOBE
POOBLAŠČENA PROJEKTANTKA	DIPLOM.INŽ.GRAD.-UNIVERZITETNI INŽ.GRAD.(UNI)	JETA ZUPE
		1 / 1
ST. PREJMATA	ST. NAČRTA	STREZILNIŠČA	DATUM	NIVELIZ	ST. LISTA
0/0000	0/0000	0/0	APRIL 2024	1:50	A3

POZ.: ABS_15
-C30/37, XC1 ;
-a=3cm;

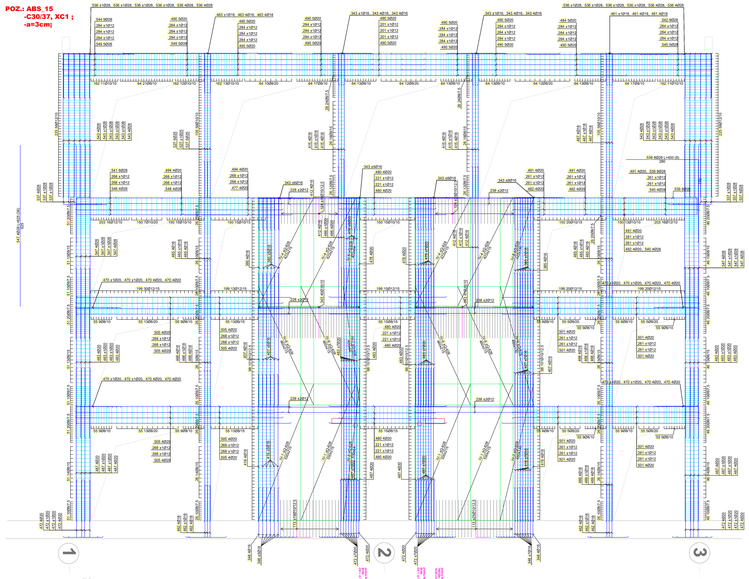

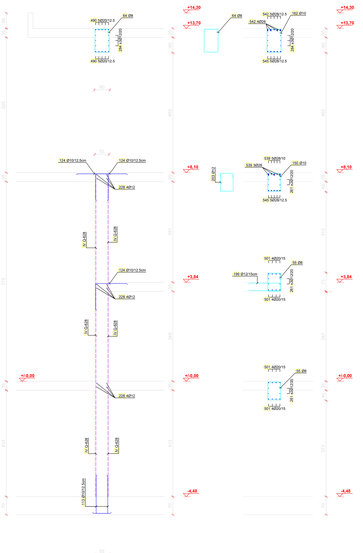



TLORIS KLETI

TLORIS PRITLIČJA

TLORIS MEDETAŽE

TLORIS NADSTROPJA

POZ.: ABS_16
-C30/37, XC1 ;
-a=3cm;

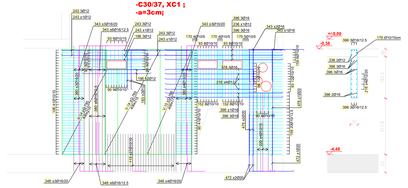

TLORIS KLETI

POZ.: ABS_17
-C30/37, XC1 ;
-a=3cm;

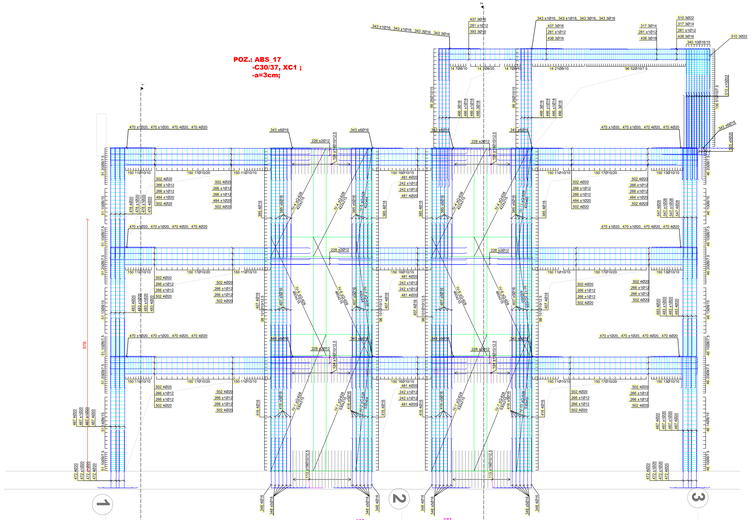

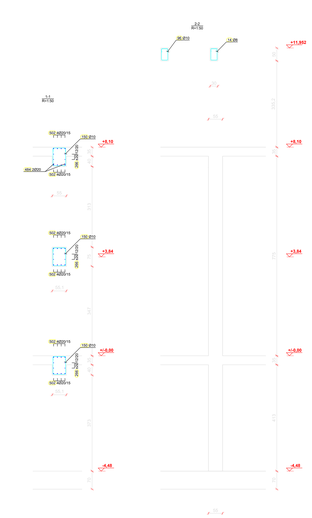



TLORIS KLETI



TLORIS PRITLIČJA

TLORIS MEDETAŽE

TLORIS NADSTROPJA

Pozicija: ABS_15, 16, 17.

Beton: C30/37, XC1

Armatura: B500B

Zaščitni sloj: 3cm

Opomba: -Dimenzije in pozicije prodorov strojnih inštalacij, preveriti v strojnih načrtih, ter ustrezno prilagoditi armaturo, ozioroma narediti izsek na mrežah.
-Potrebno je ustrezno določiti višino jahačov na mestu samem.

SPREMEMBA	OPIS SPREMEMBE	DATUM

Marko Markoški	MARKO MARKOŠKI s.p. Projektiranje in tehnično svetovanje Prešernova 8, 3320 VELENJE	NAROČNIK / INVESTITOR MESTNA OBČINA VELENJE Titova 55 3320 Velenje
OBJEKT / LOKACIJA / GRAJENA		NAČRT / PRIME / VSEBINA
TestKJE-A-3		Z.G.NAČRT ZI PODROČJA GRADBENEŠTVA ARMATURNI NAČRTI POZ.: ABS_15, 16, 17.

NAZIV	IME	ID ŠT	PODPIS
VODJA PROJEKTA	Ana Bizjak1 - ana.bizjak@gmail.com	ZGRN-0-1001	
POOBLAŠČENI INŽENIR	MARKO MARKOŠKI - univ.dipl.inž.grad.	IZ-0-1-1042	
PROJEKTANT	MARKO MARKOŠKI		

ŠT. PROJEKTA	ŠT. NAČRTA	VRSTA NAČRTA	DATUM	MERILO	ŠT. LISTA
34/2022	01/2024	PID	APRIL 2024	1:50	A36

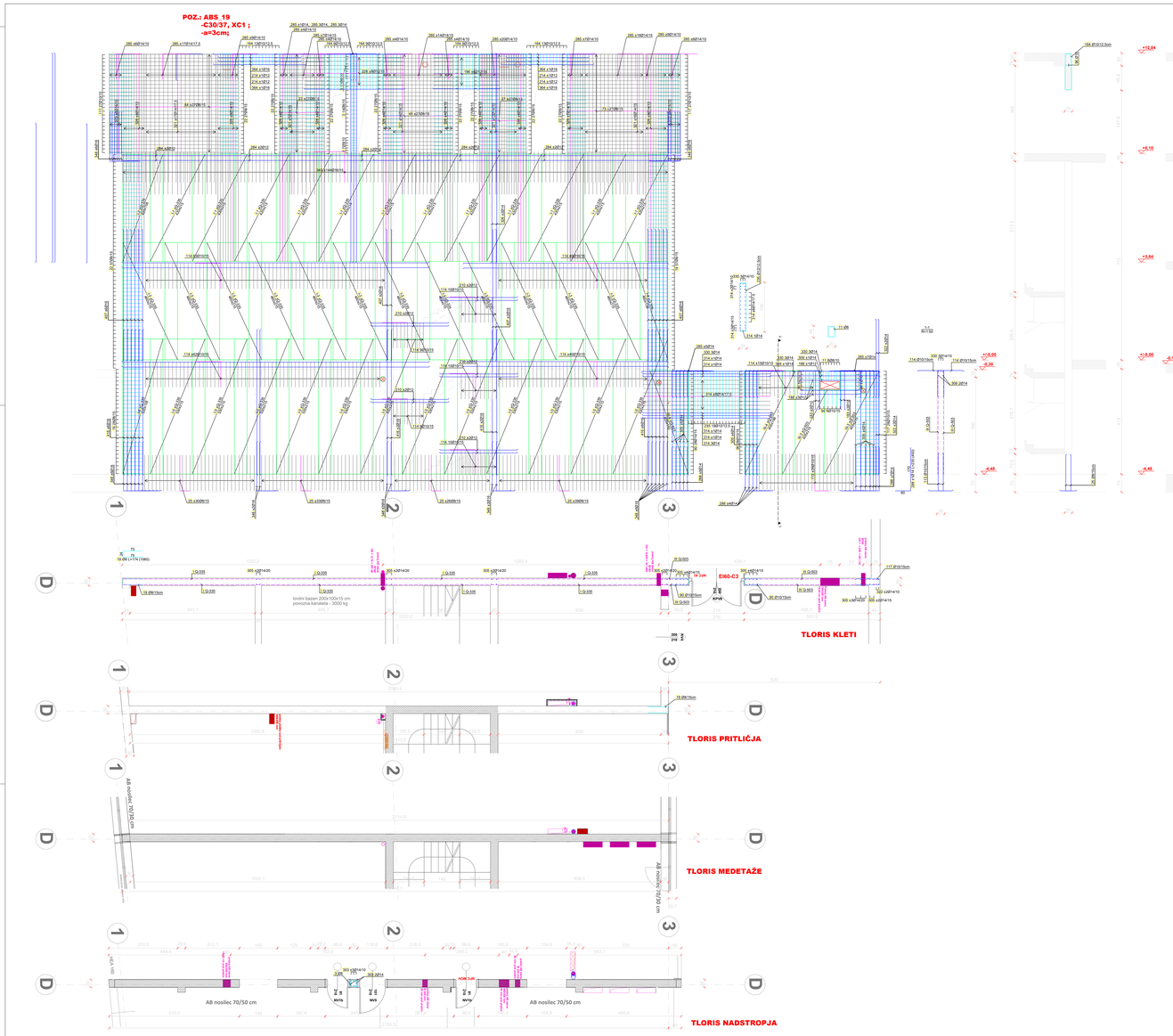

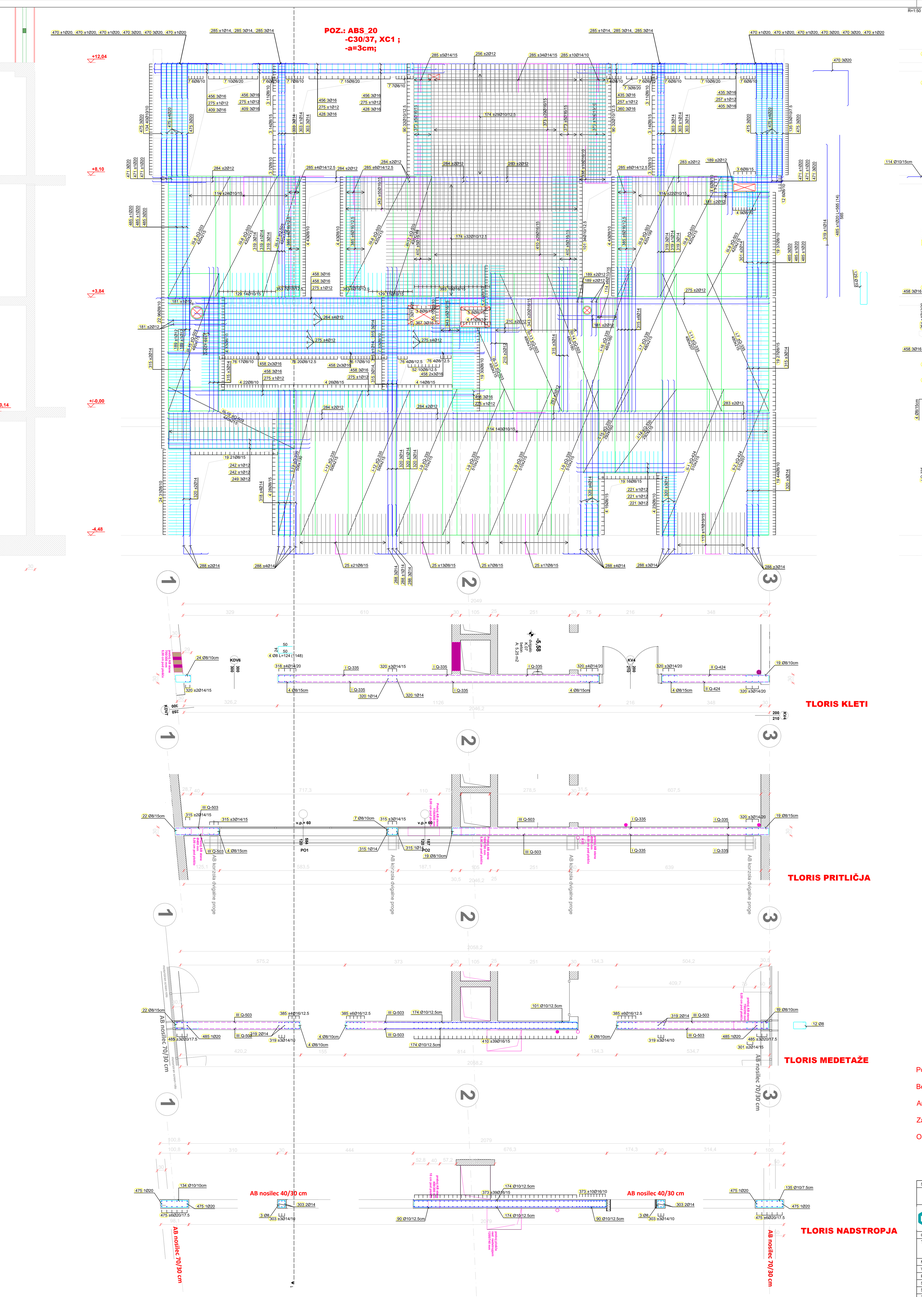

Pozicija: ABS_19 in 20;

Beton: C30/37, XC1

Armatura: B500B

Zaščitni sloj: 3cm

Opomba: -Dimenzije in pozicije prodorov strojnih inštalacij, preveriti v strojnih načrtih, ter ustrezno prilagoditi armaturo, oziroma narediti izsek na mrežah.
-Potrebno je ustrezno določiti višino jahačov na mestu samem.

SPREMEMBA	OPIS SPREMEMBE	DATUM

Marko Markoja

MARKO MARKOJA s.p.
Projektirana in tehnična svetovanja
Podmeca 8, 3320 VELENJE

NAROČNIK / INVESTITOR
MESTNA OBČINA VELENJE
Titov trg 1
3320 Velenje

OBJEKT / LOKACIJA / GRADNJA
TechLib 4.0

NAZIV / IME
VODJA PROJEKTA: Rok ZEVNIK, univ.dipl.inž.arh.
POOBLAŠČENI INŽENIR: MARKO MARKOJA, univ.dipl.inž.grad.
ODDELAVO: Nikolai Nikolov

NAZIV / IME
ID: ST
PODPIS
ZAPIS A-1007
CES 0 - 3002

ST. PROJEKTA: 21 NAČRTA
VRSTA NAČRTA: DATUM: APRIL 2024
MERILO: 1:50
ST. LISTA: A39

34/2023 07/2024 PD

POZ.: ABS_21
-C30/37, XC1 ;
-a=3cm;

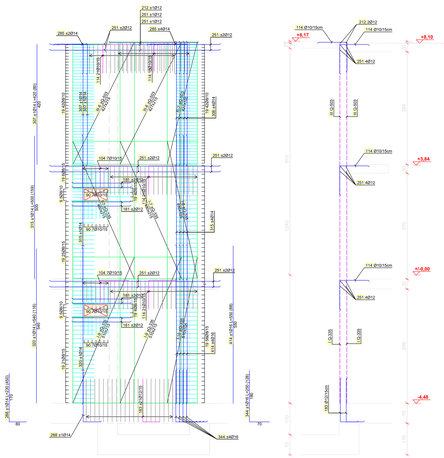

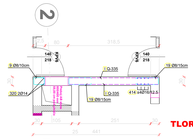

TLORIS KLETI

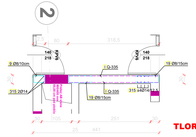

TLORIS PRITLIČJA

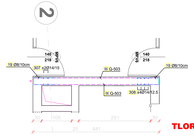

TLORIS MEDETAŽE

POZ.: ABS_22
-C30/37, XC1 ;
-a=3cm;

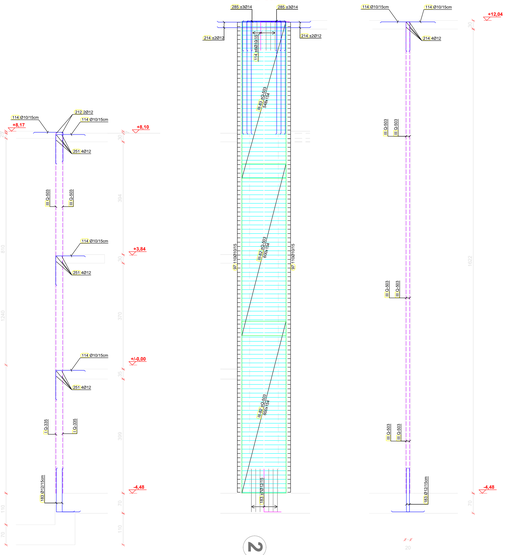

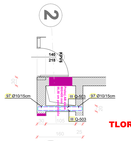

TLORIS KLETI

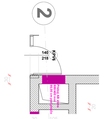

TLORIS PRITLIČJA

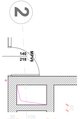

TLORIS MEDETAŽE

POZ.: ABS_23
-C30/37, XC1 ;
-a=3cm;

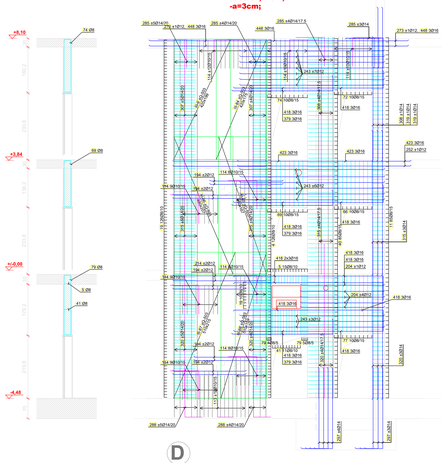

TLORIS KLETI

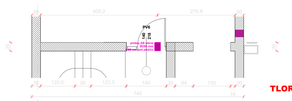

TLORIS PRITLIČJA

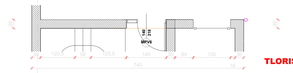

TLORIS MEDETAŽE

POZ.: ABS_24
-C30/37, XC1 ;
-a=3cm;

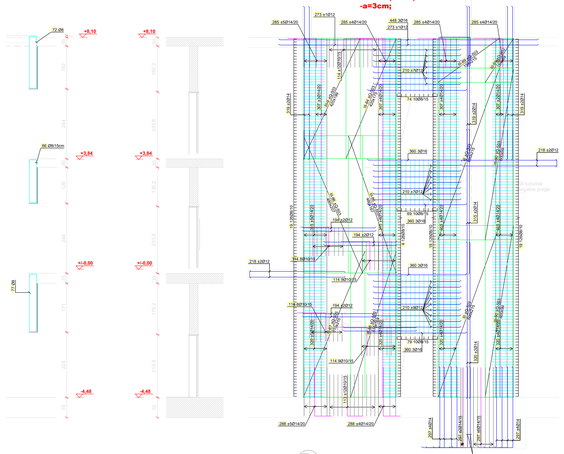

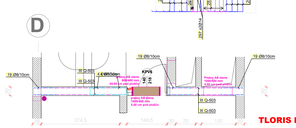

TLORIS KLETI

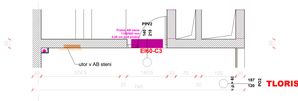

TLORIS PRITLIČJA



TLORIS MEDETAŽE

POZ.: ABS_27
-C30/37, XC1 ;
-a=3cm;

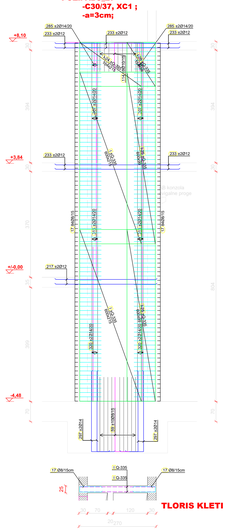

TLORIS KLETI

POZ.: ABS_18
-C30/37, XC1 ;
-a=3cm;

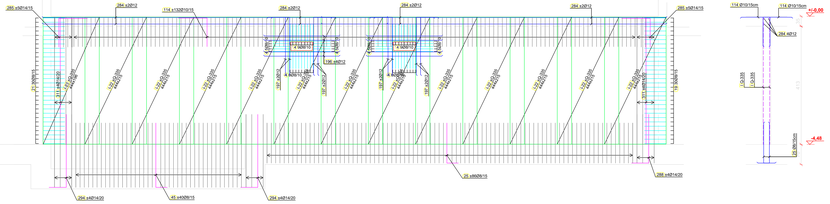

TLORIS KLETI

Pozicija: ABS_18, 21, 22, 23, 24, 27;

Beton: C30/37, XC1

Armatura: B500B

Zaščitni sloj: 3cm

Opomba: -Dimenzije in pozicije prodorov strojnih inštalacij, preveriti v strojnih načrtih, ter ustrezno prilagoditi armaturo, oziroma narediti izsek na mrežah.
-Potrebno je ustrezno določiti višino jahačov na mestu samem.

SPREMEMBA	OPIS SPREMEMBE	DATUM

Marko Markoja	MARKO MARKOJA s.p. Projektiranje in tehnično svetovanje Prešernova 8, 3320 VELENJE	NAROČNIK / INVESTITOR MESTNA OBČINA VELENJE Titov trg 1 3320 Velenje
OBJEKT / LOKACIJA / GRADNJA		NASLOV RISBE / VSEBINA
TechKlib d.o.o		2.0 NAČRT S POROČILIŠČA GRADBENIŠTVA ARMATURNI NAČRTI POZ.: ABS_18, 21, 22, 23, 24, 27;

NAČRTA PROJEKTA	IME	ID ŠT	PODPIS
VODJA PROJEKTA	Ina Bizjak, univ.dipl.inž.arh.	(IZKS-in 187	
POOBLAŠČENI INŽENIR	MARKO MARKOJA, univ.dipl.inž.gradb.	(ZG-G - 3382	
SODELUJOČI	Gregor Mlinšek		

ŠT. PROJEKTA	ŠT. NAČRTA	VRSTA NAČRTA	DATUM	MERILO	ŠT. LISTA
3423/22	07/2024	PZI	APRIL 2024	1:50	A40

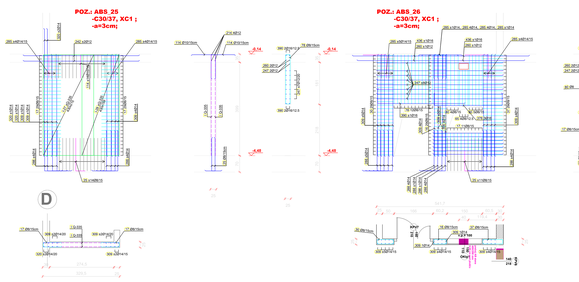

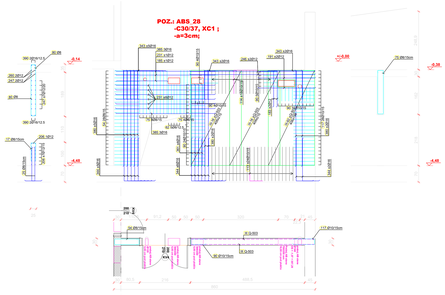

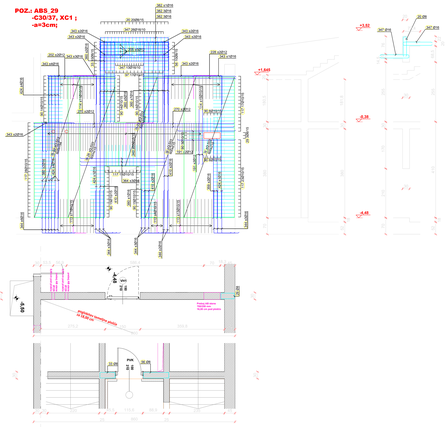

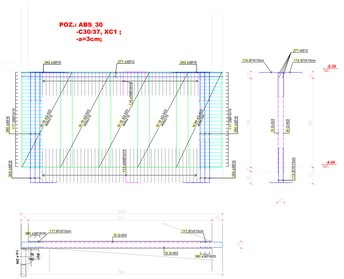

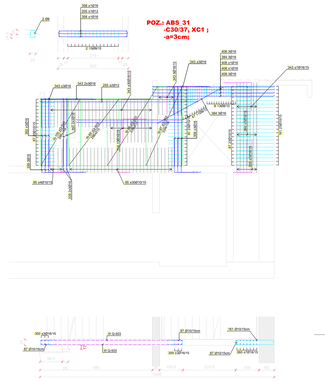

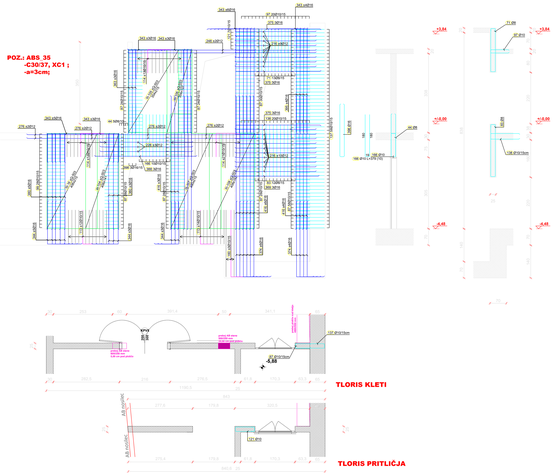

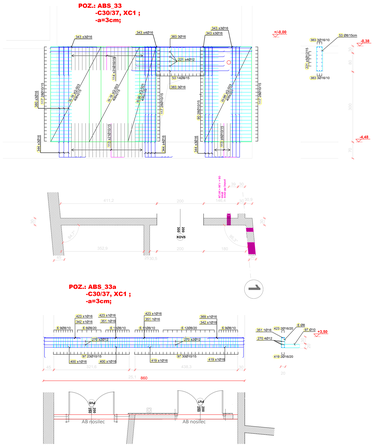

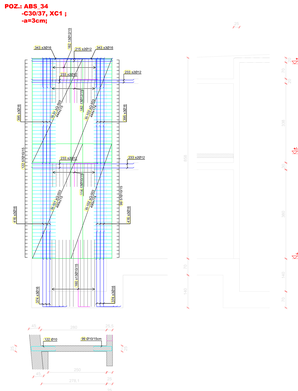



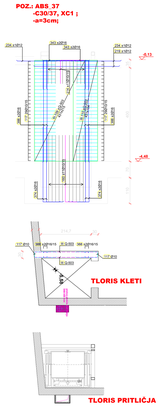

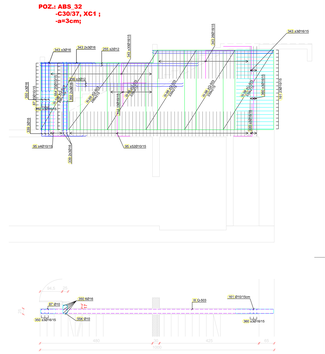

Pozicija: ABS_25,26,28,29,30,31,32,33,34,35,36,37;

Beton: C30/37, XC1

Armatura: B500B

Zaščitni sloj: 3cm

Opomba: -Dimenzije in pozicije prodorov strojnih inštalacij, preverit v strojnih načrtih, ter ustrezno prilagodit armaturo, oziroma narediti izsek na mrežah.
-Potrebno je ustrezno določiti vilno jahačov na mestu samem.

SPREMEMBA	OPIS SPREMEMBE	DATUM

Marko Markič	NAROČNIK: MARKIČ d.o.o. Prijetnica in tehnično svetovanje Prešernova 8, 5220 AJDOVŠČINA	NAROČNIK / INVESTITOR: MESTNA OBČINA VELENJE Titova cesta 5 3320 Velenje
OBJEKT / LOKACIJA / STAVBA: Tlačna blok -A-2		NAZIV PROJEKTA / VRSTA PROJEKTA: PROJEKT ZA PRIDOBIVANJE GRADBENEGA DOVOLJENJA ARMATURNA NAČRTI PGD / ABS_25-37

NAZIV:	MIR:	ID: 57	F-VERZIJA:
VODILNA PROJEKTA:	Ing. Bojan Markič - pooblaščenec	DATE & CET:	
ODGOVORNI NAČRTOVALEC:	Ing. Bojan Markič - pooblaščenec	DN: C=SI, O=MARKIČ D.O.O., CN=Bojan Markič	
DELOVALNOST:	Projektiranje		

ŠT. PROJEKTA	ŠT. NAČRTA	VRSTA NAČRTA	DATUM	MERILO	ŠT. LISTA
19/2021	07/2024	PGD	APRIL 2024	1:50	44/1

POZ.: ABS_38
-C30/37, XC1 ;
-a=3cm;

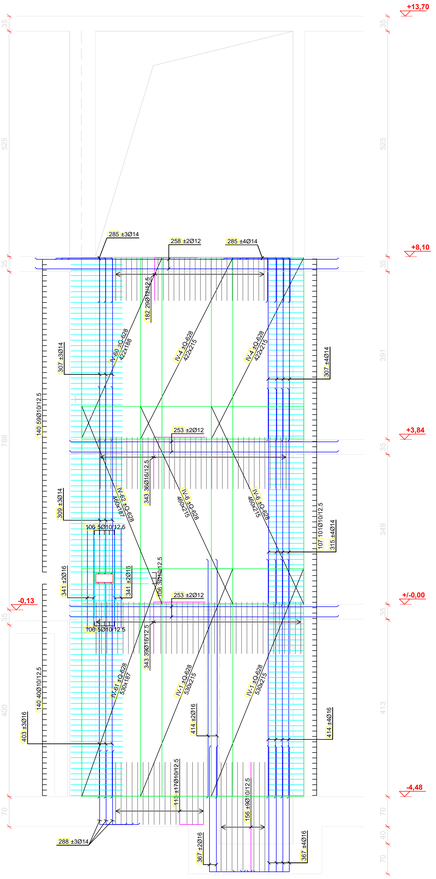

POZ.: ABS_39
-C30/37, XC1 ;
-a=3cm;

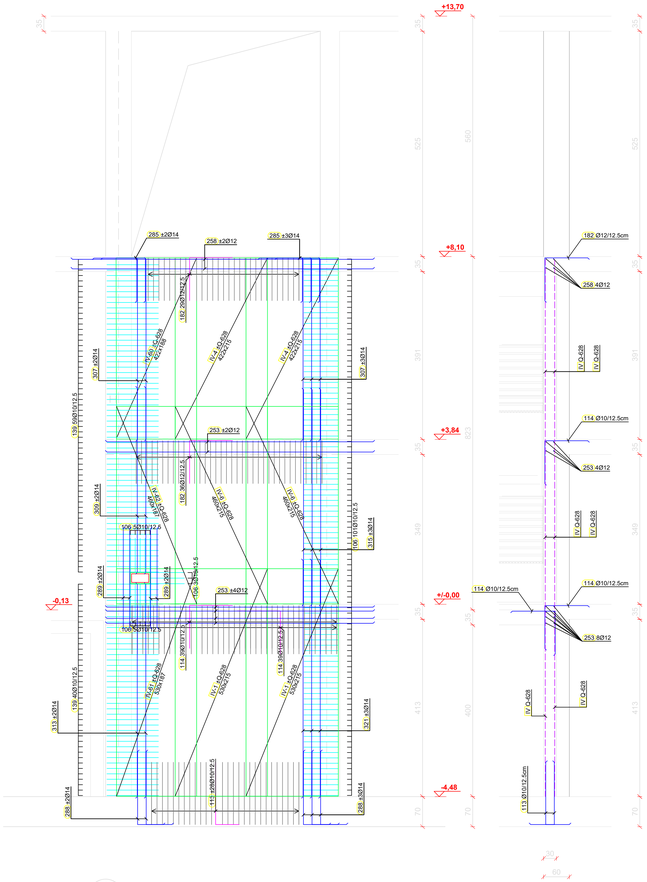

POZ.: ABS_40
-C30/37, XC1 ;
-a=3cm;

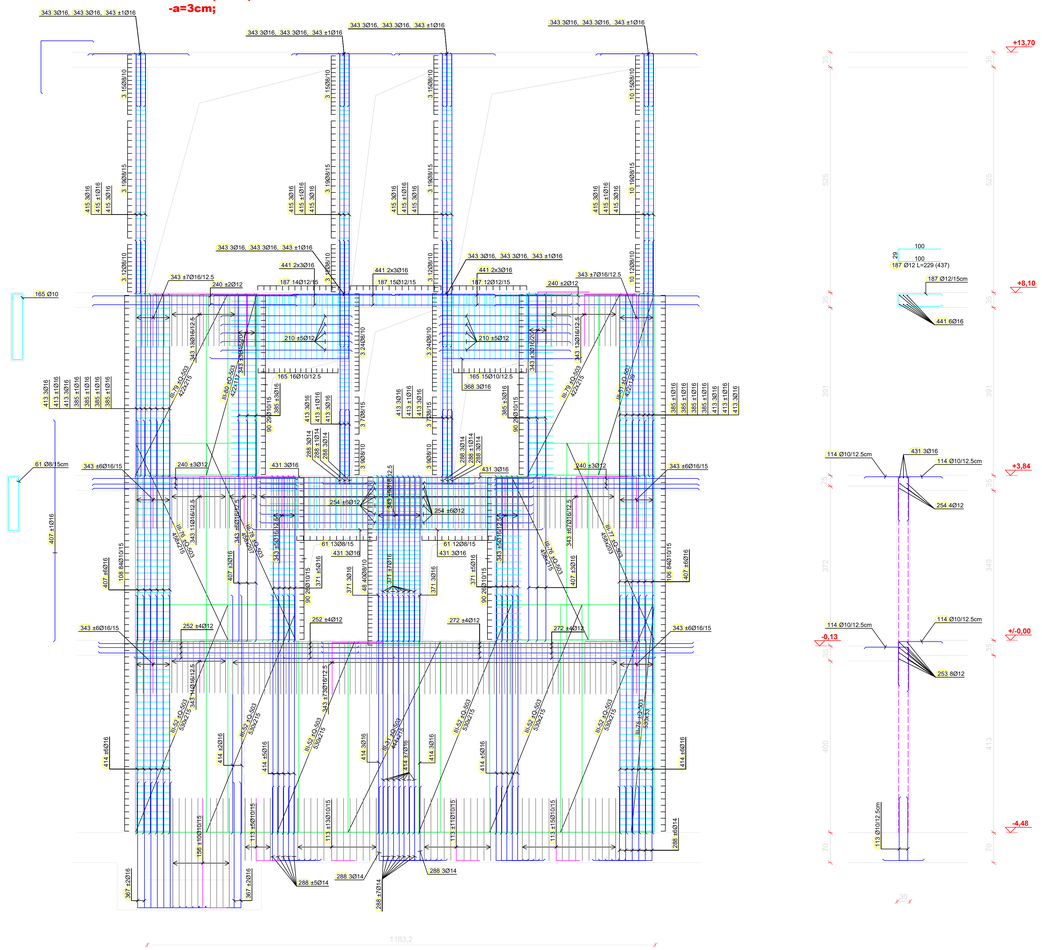

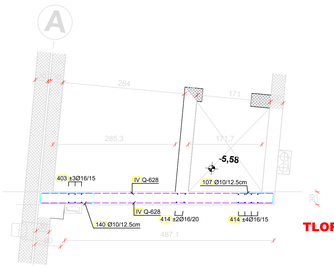

TLORIS KLETI

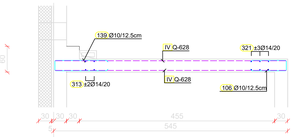

TLORIS KLETI

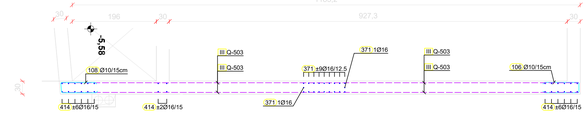

TLORIS KLETI

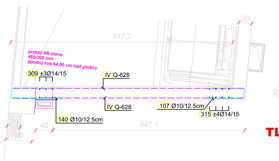

TLORIS PRITLIČJA

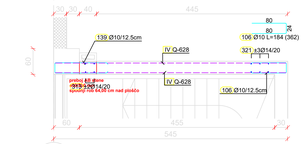

TLORIS PRITLIČJA

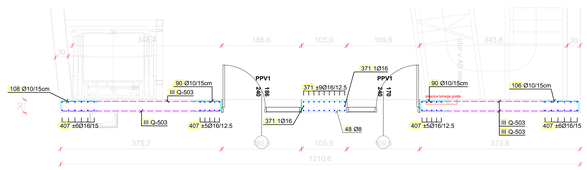

TLORIS PRITLIČJA



TLORIS MEDETAŽE

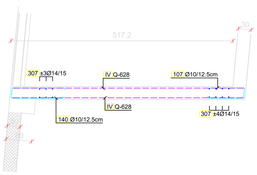

TLORIS MEDETAŽE

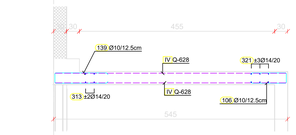

TLORIS MEDETAŽE

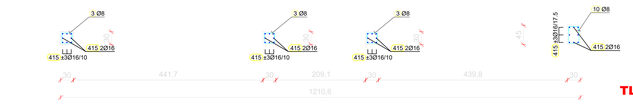

TLORIS NADSTROPJA

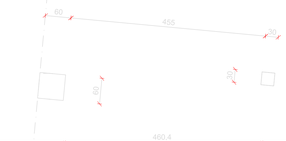

TLORIS NADSTROPJA

TLORIS NADSTROPJA

Pozicija: ABS_38,39,40;

Beton: C30/37, XC1

Armatura: B500B

Zaščitni sloj: 3cm

Opomba: -Dimenzije in pozicije prodorov strojnih inštalacij, preveriti v strojnih načrtih, ter ustrezno prilagoditi armaturo, oziroma narediti izsek na mrežah.
-Potrebno je ustrezno določiti višino jahačov na mestu samem.

SPREMEMBA	OPIS SPREMEMBE	DATUM

Marko Markoja arhitekturno in tehnično svetovanje, p.d.o.o.	MARKO MARKOJA s.p. Projektiranje in tehnično svetovanje Prešernova 8, 3320 VELENJE	NAROČNIK / INVESTITOR MESTNA OBČINA VELENJE Titov trg 1 3320 Velenje	
OBJEKT / LOKACIJA / GRADNJA		NASLOV RISBE / VSEBINA	
TecHUB I4.0		2.0.NAČRT S PODROČJA GRADBENIŠTVA ARMATURNI NAČRTI POZ.: ABS_38,39,40;	
NAZIV	IME	ID. ŠT.	PODPIS
VODJA PROJEKTA	Rok ŽEVART, univ.dipl.inž.arh.	ZAPS A-1367	
POOBLAŠČENI INŽENIR	MARKO MARKOJA, univ.dipl.inž.grad.	IZS G - 3082	
SODELAVCI	Matjaž NOVAK		
ŠT. PROJEKTA	ŠT. NAČRTA	VRSTA NAČRTA	DATUM	MERILO	ŠT. LISTA
34/2022	07/2024	PZI	APRIL 2024	1:50	A42

POZ.: Nosilec 5a -medetaža / 1kom.
-C30/37, XC1 ;
-a=3cm;

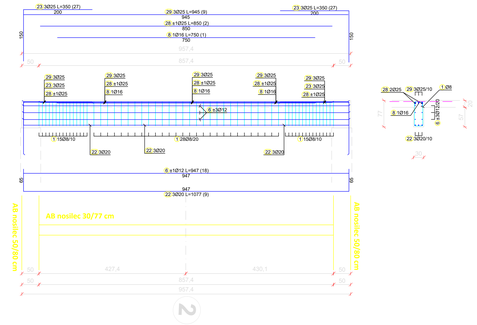

POZ.: Nosilec 5b -medetaža / 1kom.
-C30/37, XC1 ;
-a=3cm;

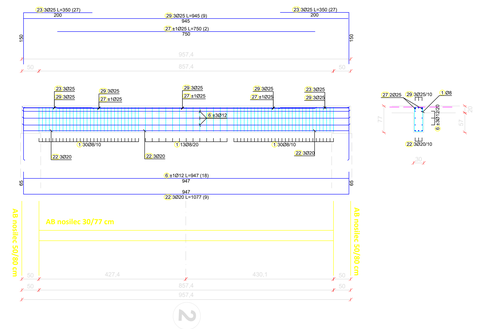

POZ.: Nosilec 1 -medetaža
-C30/37, XC1 ;
-a=3cm;

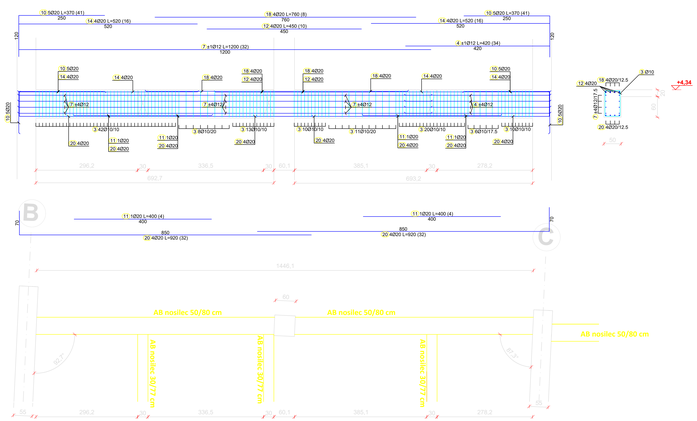

POZ.: Nosilec 2 -medetaža
-C30/37, XC1 ;
-a=3cm;

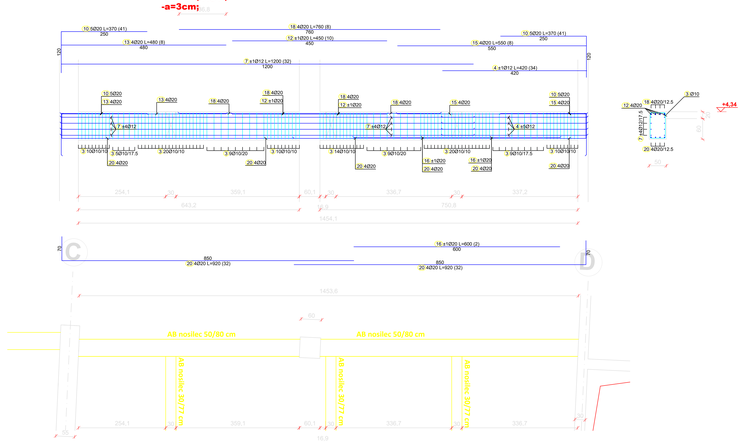

POZ.: Nosilec 5c -medetaža / 1kom.
-C30/37, XC1 ;
-a=3cm;

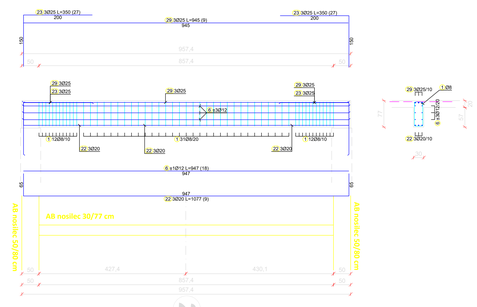

POZ.: Nosilec 3 -medetaža
-C30/37, XC1 ;
-a=3cm;

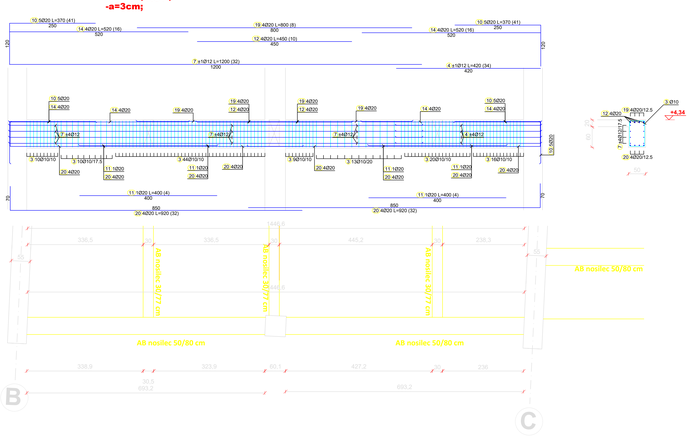

POZ.: Nosilec 4 -medetaža
-C30/37, XC1 ;
-a=3cm;

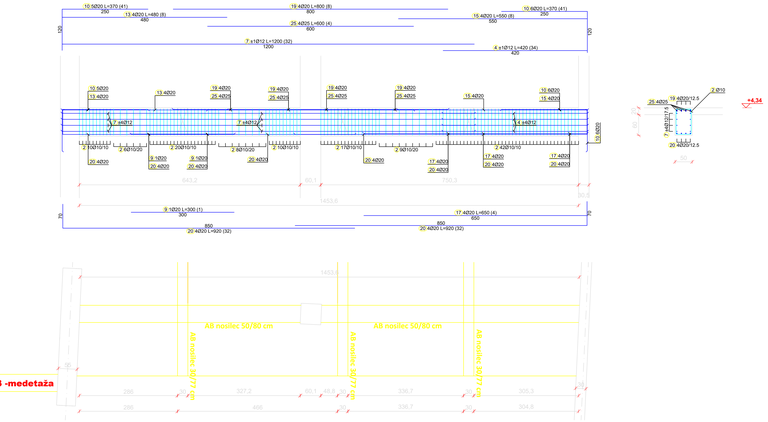

POZ.: Nosilec 6 -medetaža / 3kom.
-C30/37, XC1 ;
-a=3cm;

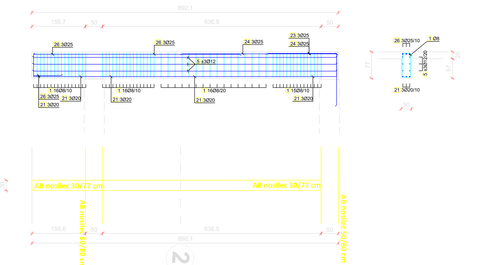

POZ.: Nosilec 3 -medetaža

Pozicija: ABS_38,39,40;

Beton: C30/37, XC1

Armatura: B500B

Zaščitni sloj: 3cm

Opomba: -Dimenzije in pozicije prodorov strojnih inštalacij, preveriti v strojnih načrtih, ter ustrezno prilagoditi armaturo, oziroma narediti izsek na mrežah.
-Potrebno je ustrezno določiti višino jahačov na mestu samem.

SPREMEMBA	OPIS SPREMEMBE	DATUM

Marko Markoja

MARKO MARKOJA s.p.
Projektiranje in tehnično svetovanje
Prelemova 8, 3320 VELENJE

NAROČNIK / INVESTITOR
MESTNA OBČINA VELENJE
Titov trg 1
3320 Velenje

OBJEKT / LOKACIJA / GRADNJA
TechRUB 14.0

NASLOV RISBE / VSEBINA
2.0.NAČRT S PODROČJA GRADBENIŠTVA
ARMATURNI NAČRTI
POZ.: NOSILCI MEDETAŽNE PLOŠČE

NAZIV	IME	ID. ŠT.	PODPIS
VODJA PROJEKTA	Ana ZEVART, univ.dipl.inž.arh.	ZAPS A-1367	
PODBLAŠČENI INŽENIR	MARKO MARKOJA, univ.dipl.inž.grad.	IZS G - 3062	
SODELAVCI	Matjaž NOVAK		

ŠT. PROJEKTA	ŠT. NAČRTA	VRSTA NAČRTA	DATUM	MERILO	ŠT. LISTA
34/2022	07/2024	PZI	APRIL 2024	1:50	A43

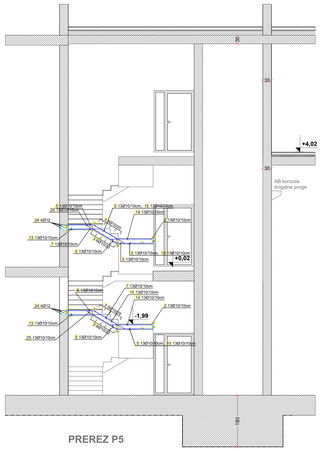

PREREZ P5

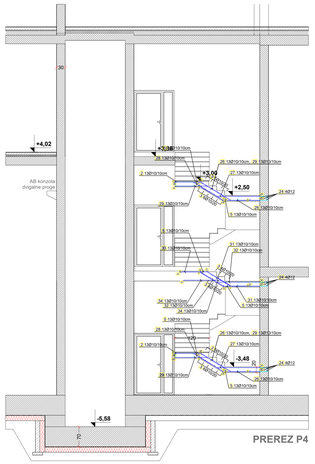

PREREZ P4

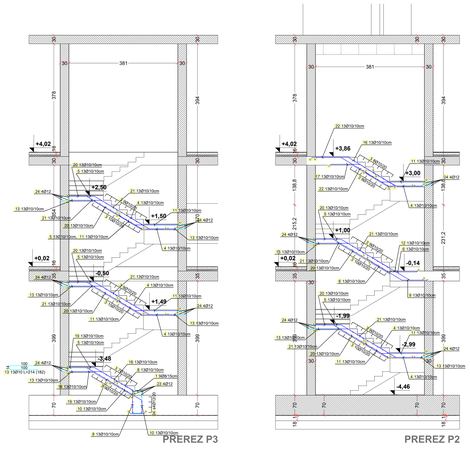

PREREZ P3

PREREZ P2

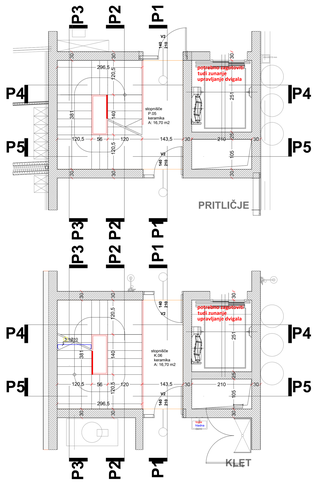

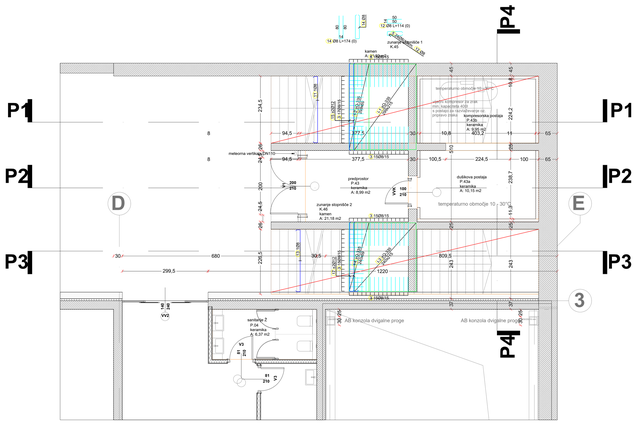

TLORIS 1

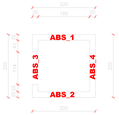

POZ.: Zunanji DJ(ABS)
-C30/37, XC1 ;
-a=3cm;

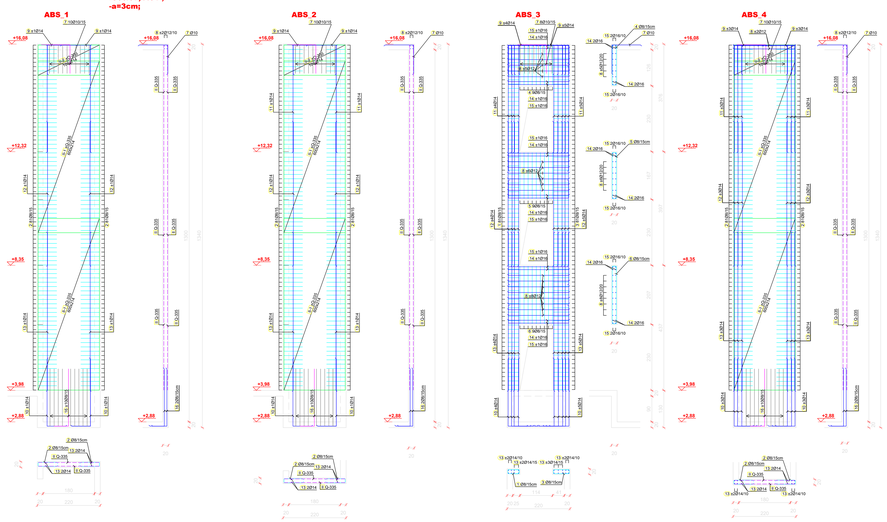

POZ.: Zunanje ST -stopnice
-C30/37, XC1 ;
-a=3cm;

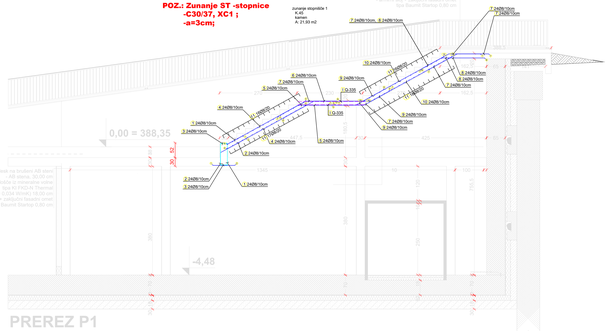

PREREZ P1

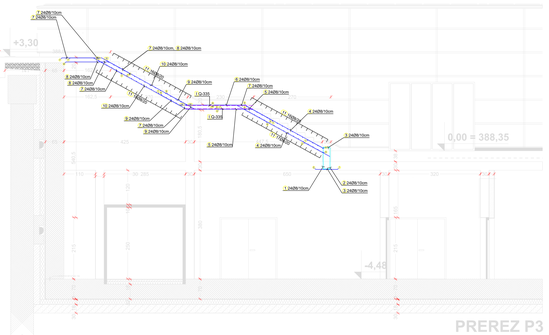

PREREZ P3

Pozicija: ABS_38,39,40;

Beton: C30/37, XC1

Armatura: B500B

Zaščitni sloj: 3cm

Opomba: -Dimenzije in pozicije prodorov strojnih inštalacij, preveriti v strojnih načrtih, ter ustrezno prilagoditi armaturo, ozroma narediti izsek na mrežah.
-Potrebno je ustrezno določiti višino jahačov na mestu samem.

SPREMEMBA	OPIS SPREMEMBE	DATUM

Marko Markoja	MARKO MARKOJA s.p. Projektiranje in tehnično svetovanje Prešerova 8, 3320 VELENJE	NAROČNIK / INVESTITOR: MESTNA OBČINA VELENJE Titov trg 1 3320 Velenje
OBJEKT / LOKACIJA / GRADNJA: Tech4JR d.o.o		NASLOV RISBE / VSEBINA: 2.0 NAČRT S PODROČJA GRADBENIŠTVA ARMATURNI NAČRTI POZ: ZUNANJE IN NOTRANJE STOPNICE + STENE ZUNANJEGA DJ

NAZIV	IME	ID. ŠT.	PODPIS
VODJA PROJEKTA	Eva ŠOVART, univ.dipl.inž.arh.	ZAPS A-1567	
POOBLAŠČENI INŽENIR	Izetbegović Vedran,dipl. univ.dipl.inž.grad.	IZS G - 0082	
SODELUJOČI	Marjan KOVAČ		

ŠT. PROJEKTA	ŠT. NAČRTA	VRSTA NAČRTA	DATUM	MERILO	ŠT. LISTA
24/2022	07/2024	PZI	APRIL 2024	1:50	A4/4

Palice - specifikacija

ozn	oblika in mere [cm]	Ø	lg [m]	n [kos]	lgn [m]
POZ.: AB STENE (1 kos)					
1	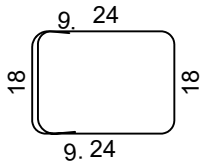	8	1.20	7	8.40
2	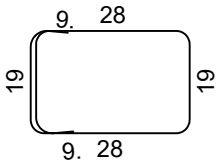	8	1.31	15	19.65
3	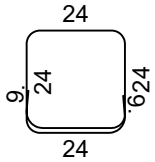	8	1.38	544	750.72
4	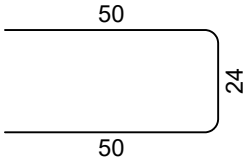	8	1.24	1148	1423.52
5	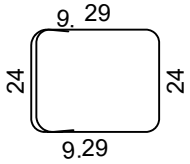	8	1.48	23	34.04
6	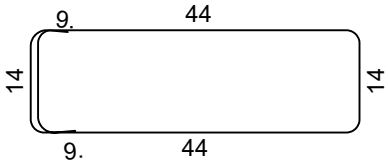	8	1.48	58	85.84
7	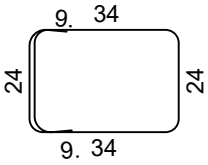	8	1.58	121	191.18
8	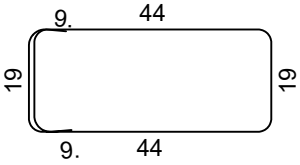	8	1.63	13	21.19
9	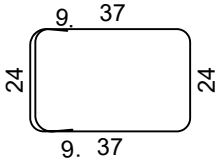	8	1.64	10	16.40

Palice - specifikacija

ozn	oblika in mere [cm]	Ø	lg [m]	n [kos]	lgn [m]
10	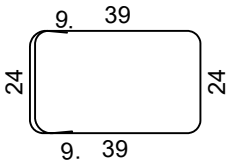	8	1.68	46	77.28
11	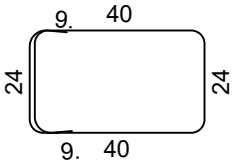	8	1.70	93	158.10
12	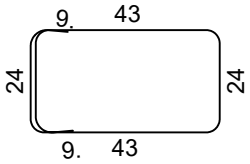	8	1.76	6	10.56
13	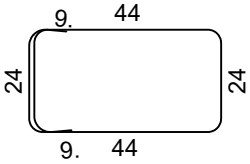	8	1.78	360	640.80
14	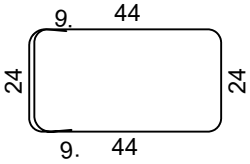	8	1.78	82	145.96
15	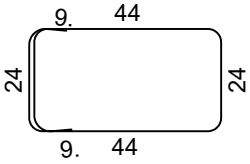	8	1.78	44	78.32
16	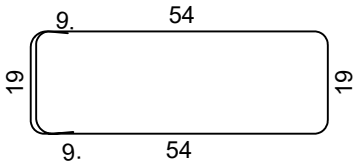	8	1.83	29	53.07
17	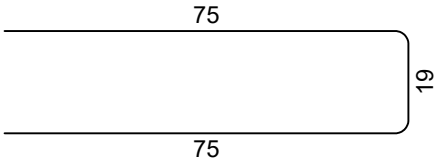	8	1.69	237	400.53
18	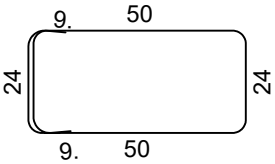	8	1.90	7	13.30
19	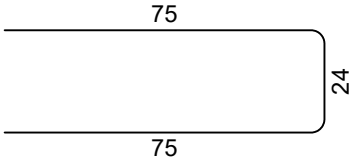	8	1.74	1060	1844.40

Palice - specifikacija

ozn	oblika in mere [cm]	Ø	lg [m]	n [kos]	lgn [m]
20	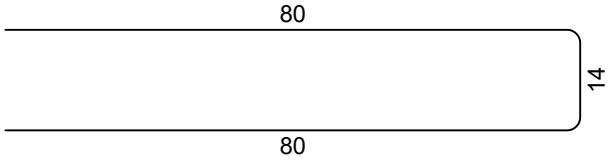	8	1.74	20	34.80
21	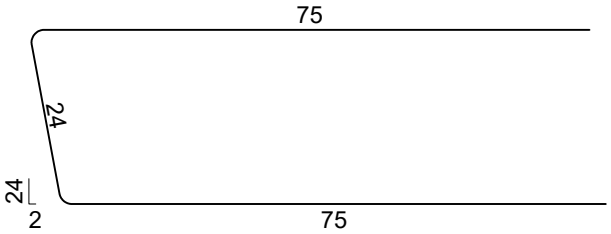	8	1.74	30	52.20
22	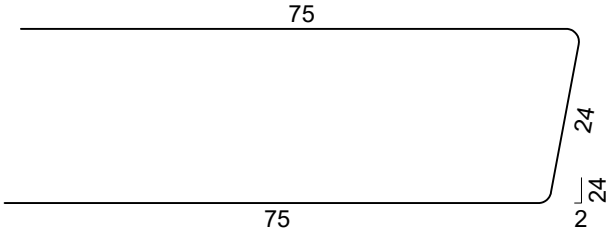	8	1.74	369	642.06
23	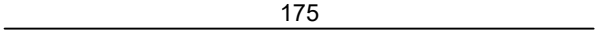	8	1.75	54	94.50
24	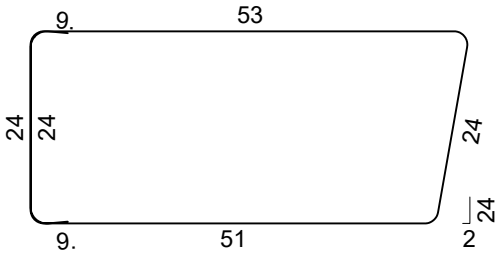	8	1.94	31	60.14
25	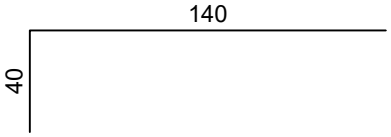	8	1.80	682	1227.60
26	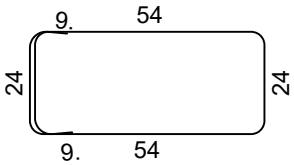	8	1.98	364	720.72
27		8	1.82	54	98.28
28	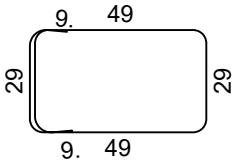	8	2.03	78	158.34
29	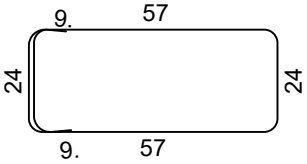	8	2.04	3	6.12

Palice - specifikacija

ozn	oblika in mere [cm]	Ø	lg [m]	n [kos]	lgn [m]
30	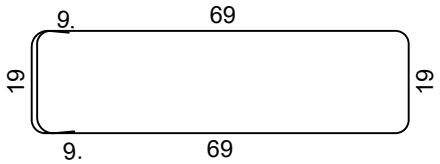	8	2.13	29	61.77
31	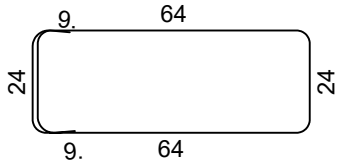	8	2.18	726	1582.68
32	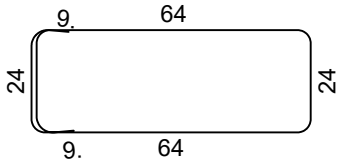	8	2.18	62	135.16
33	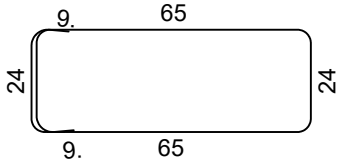	8	2.20	10	22.00
34	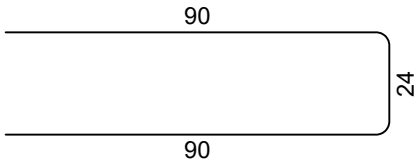	8	2.04	168	342.72
35	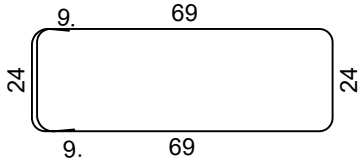	8	2.28	10	22.80
36	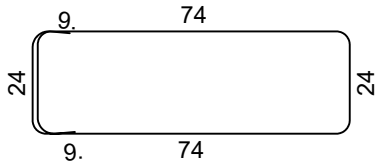	8	2.38	44	104.72
37	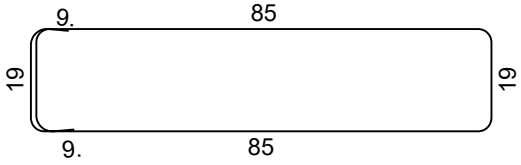	8	2.45	29	71.05
38	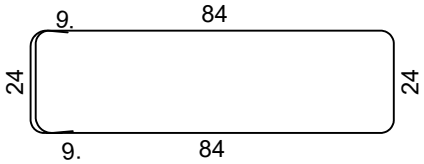	8	2.58	95	245.10
39	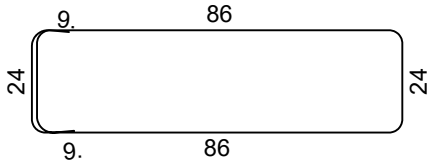	8	2.62	94	246.28

Palice - specifikacija

ozn	oblika in mere [cm]	Ø	lg [m]	n [kos]	lgn [m]
40	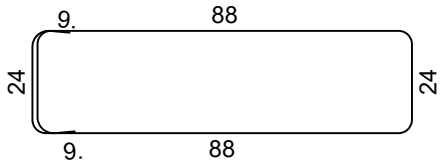	8	2.66	85	226.10
41	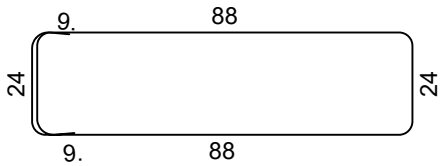	8	2.66	11	29.26
42	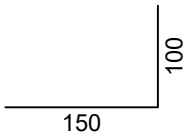	8	2.50	2	5.00
43	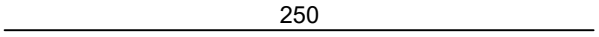	8	2.50	84	210.00
44		8	2.73	5	13.65
45	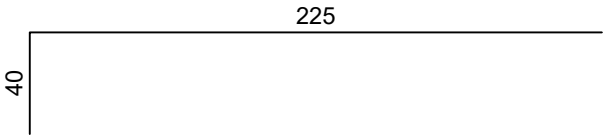	8	2.65	80	212.00
46	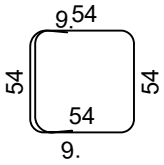	8	2.88	254	731.52
47	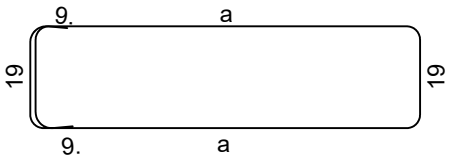 a = 45, 51, 56, 61, 66, 72, 77, 82, 88, 93, 98	8	*2.18	1 x 11	24.03
48		8	2.90	40	116.00
49	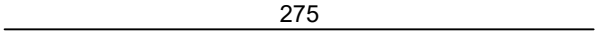	8	2.75	54	148.50
50	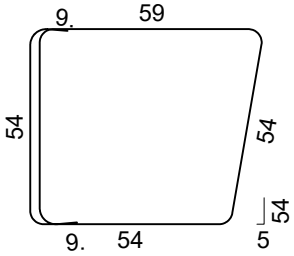	8	2.93	408	1195.44

Palice - specifikacija

ozn	oblika in mere [cm]	Ø	lg [m]	n [kos]	lgn [m]
51	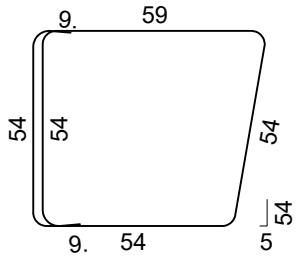	8	2.93	254	744.22
52	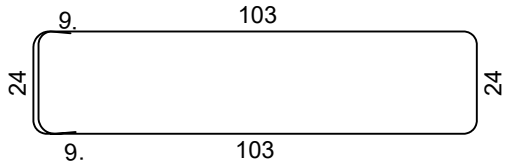	8	2.96	10	29.60
53	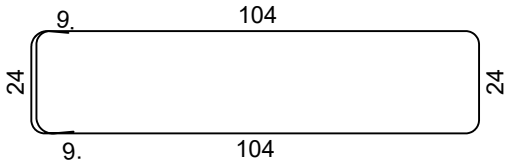	8	2.98	35	104.30
54	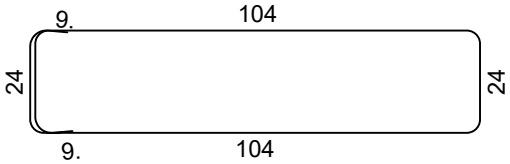	8	2.98	28	83.44
55	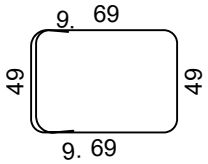	8	3.03	210	636.30
56	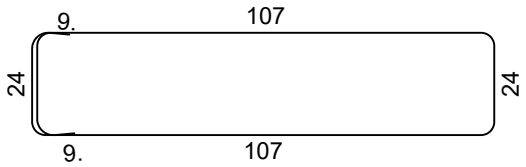	8	3.04	10	30.40
57	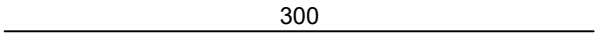	8	3.00	118	354.00
58		8	3.02	24	72.48
59	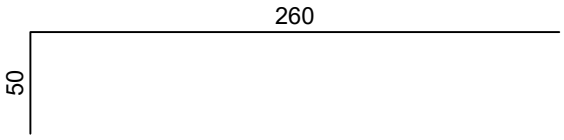	8	3.10	20	62.00
60		8	3.40	160	544.00

Palice - specifikacija

ozn	oblika in mere [cm]	Ø	lg [m]	n [kos]	lgn [m]
61	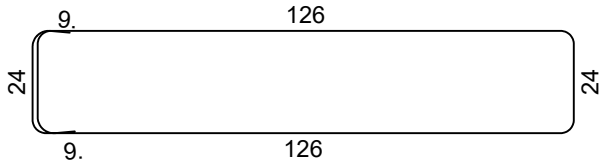	8	3.42	25	85.50
62	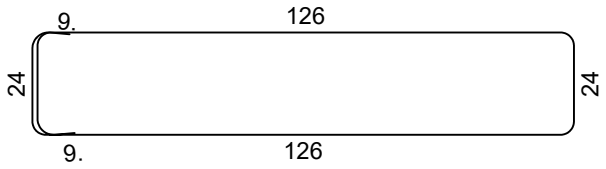	8	3.42	5	17.10
63	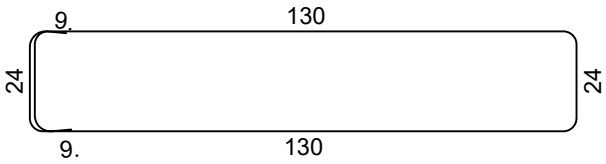	8	3.50	18	63.00
64	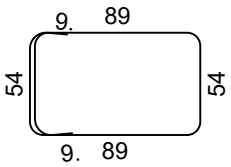	8	3.58	141	504.78
65	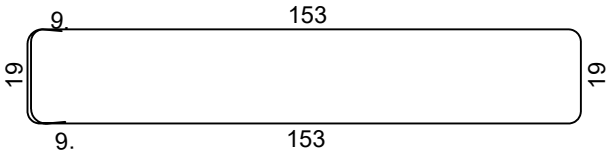	8	3.81	4	15.24
66	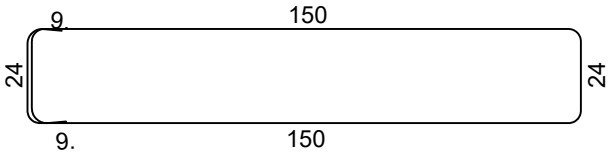	8	3.90	10	39.00
67	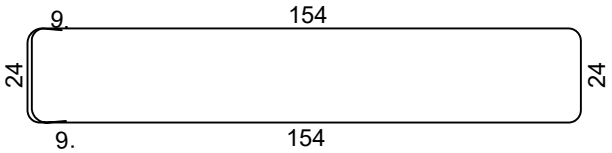	8	3.98	371	1476.58
68	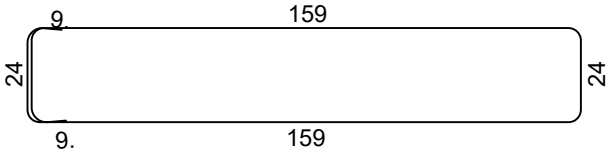	8	4.08	373	1521.84
69	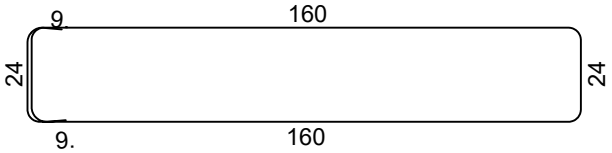	8	4.10	20	82.00
70	400	8	4.00	14	56.00

Palice - specifikacija

ozn	oblika in mere [cm]	Ø	lg [m]	n [kos]	lgn [m]
71	9. 184 / 19 / 19 / 9. 184	8	4.43	13	57.59
72	9. 181 / 24 / 24 / 9. 181	8	4.52	10	45.20
73	440	8	4.40	54	237.60
74	9. 184 / 24 / 24 / 9. 184	8	4.58	20	91.60
75	9. 186 / 24 / 24 / 9. 186	8	4.62	13	60.06
76	9. 198 / 25 / 25 / 9. 198	8	4.89	62	303.18
77	9. 200 / 24 / 24 / 9. 200	8	4.90	10	49.00
78	9. 210 / 19 / 19 / 9. 210	8	4.95	12	59.40
79	9. 208 / 24 / 24 / 9. 208	8	5.06	19	96.14
80	9. 218 / 19 / 19 / 9. 218	8	5.11	9	45.99
81	a a = 500, 382, 263, 145	8	*3.22	1 x 4	12.90

Palice - specifikacija

ozn	oblika in mere [cm]	Ø	lg [m]	n [kos]	lgn [m]
82	500	8	5.00	22	110.00
83	9 222 19 19 9. 222	8	5.19	12	62.28
84	505	8	5.05	54	272.70
86	24 11 18 18 11 24	10	1.24	12	14.88
87	60 19 60	10	1.39	306	425.34
88	34 11 24 24 11 34	10	1.62	30	48.60
89	36 11 24 24 11 36	10	1.66	29	48.14
90	60 24 60	10	1.44	2208	3179.52
91	60 29 60	10	1.49	1410	2100.90
92	150	10	1.50	240	360.00
93	40 11 24 24 11 40	10	1.74	34	59.16
94	44 11 24 24 11 44	10	1.82	30	54.60

Palice - specifikacija

ozn	oblika in mere [cm]	Ø	lg [m]	n [kos]	lgn [m]
95	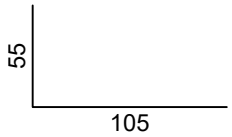	10	1.60	180	288.00
96	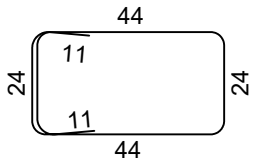	10	1.82	104	189.28
97	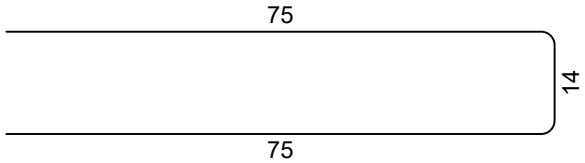	10	1.64	310	508.40
98	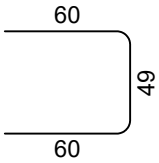	10	1.69	808	1365.52
99	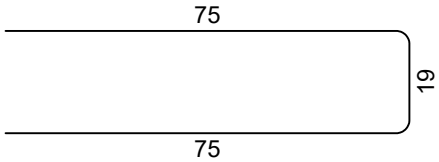	10	1.69	85	143.65
100	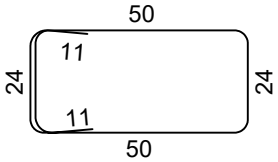	10	1.94	11	21.34
101	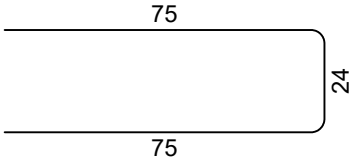	10	1.74	294	511.56
102	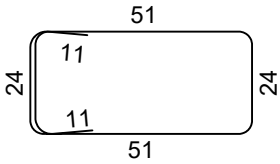	10	1.96	10	19.60
103	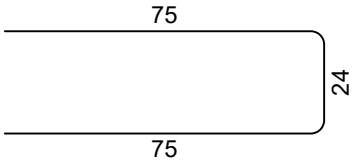	10	1.74	32	55.68
104	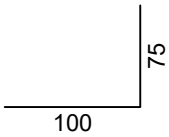	10	1.75	14	24.50

Palice - specifikacija

ozn	oblika in mere [cm]	Ø	lg [m]	n [kos]	lgn [m]
105	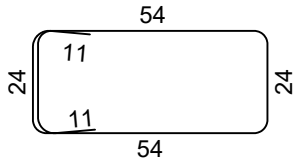	10	2.02	120	242.40
106	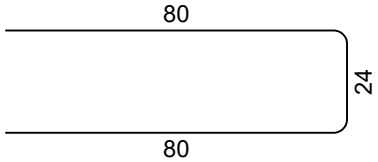	10	1.84	362	666.08
107	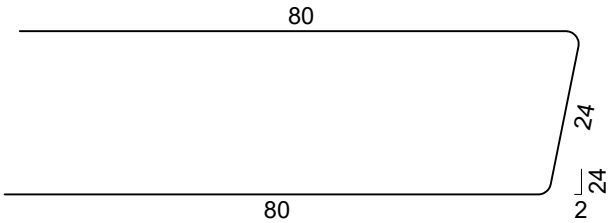	10	1.84	101	185.84
108	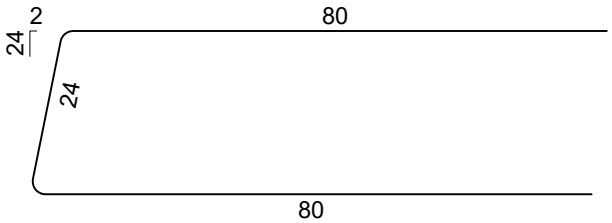	10	1.84	234	430.56
109	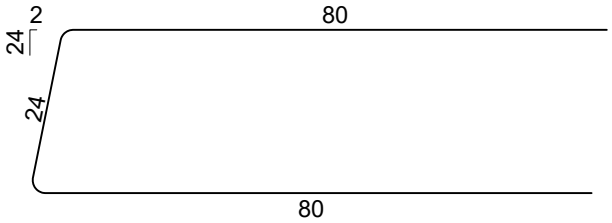	10	1.84	26	47.84
110	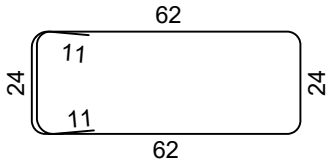	10	2.18	81	176.58
111	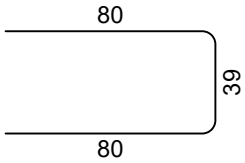	10	1.99	309	614.91
112	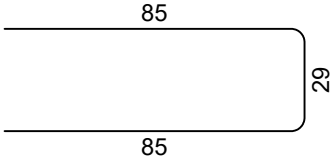	10	1.99	95	189.05
113	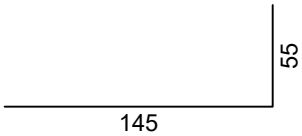	10	2.00	3404	6808.00

Palice - specifikacija

ozn	oblika in mere [cm]	Ø	lg [m]	n [kos]	lgn [m]
114	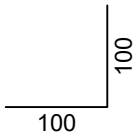	10	2.00	1858	3716.00
115	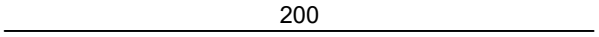	10	2.00	1272	2544.00
116	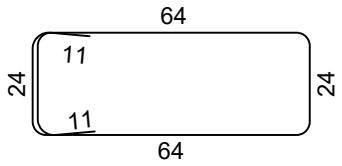	10	2.22	154	341.88
117	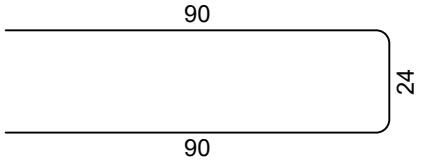	10	2.04	387	789.48
118	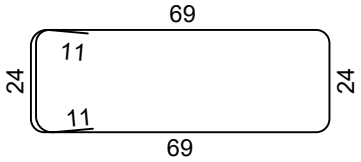	10	2.32	29	67.28
119	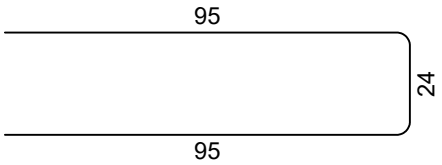	10	2.14	84	179.76
120	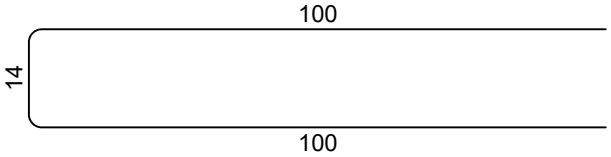	10	2.14	343	734.02
121	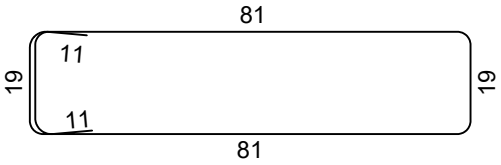	10	2.41	7	16.87
122	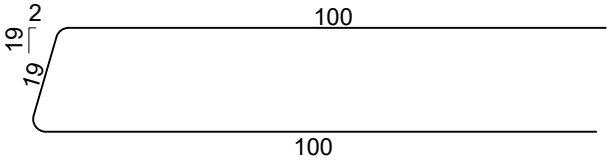	10	2.19	57	124.83
123	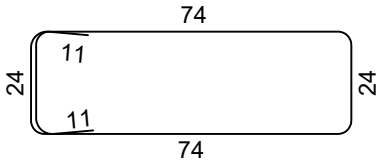	10	2.42	28	67.76

Palice - specifikacija

ozn	oblika in mere [cm]	Ø	lg [m]	n [kos]	lgn [m]
124	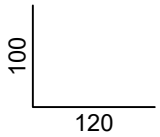	10	2.20	667	1467.40
125	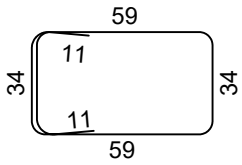	10	2.42	172	416.24
126	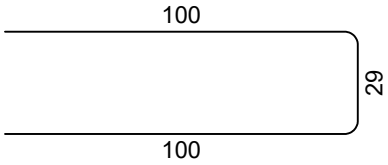	10	2.29	630	1442.70
127	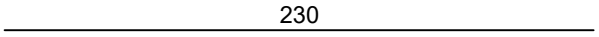	10	2.30	136	312.80
128	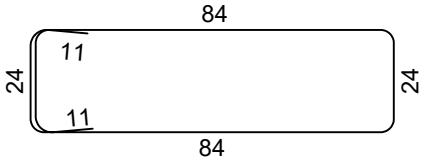	10	2.62	196	513.52
129	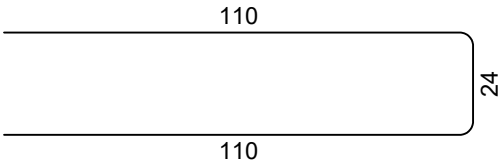	10	2.44	25	61.00
130	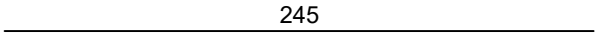	10	2.45	42	102.90
131	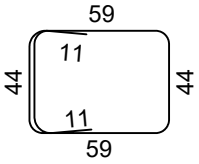	10	2.72	70	190.40
132	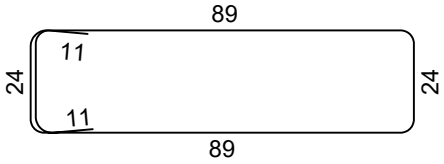	10	2.72	180	489.60
133	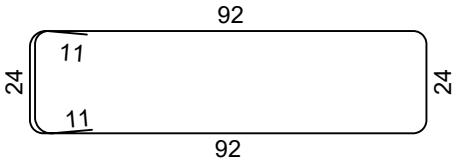	10	2.78	155	430.90
134	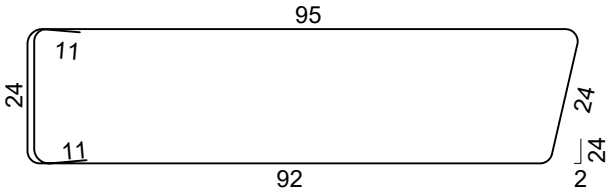	10	2.81	40	112.40

Palice - specifikacija

ozn	oblika in mere [cm]	Ø	lg [m]	n [kos]	lgn [m]
135	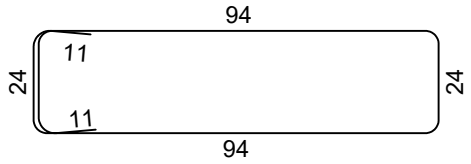	10	2.82	53	149.46
136	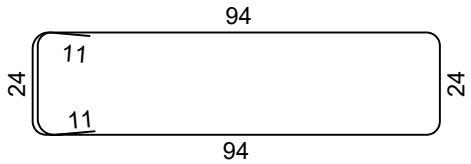	10	2.82	51	143.82
137	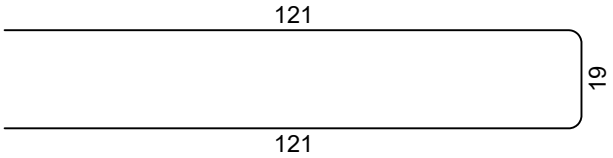	10	2.61	58	151.38
138	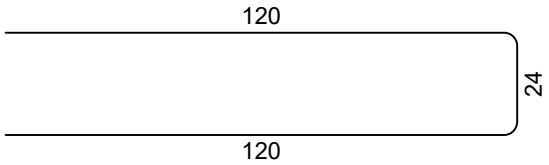	10	2.64	1021	2695.44
139	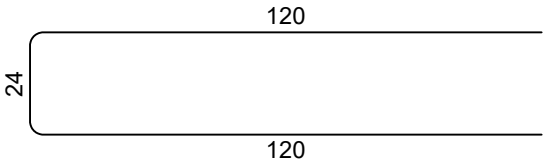	10	2.64	99	261.36
140	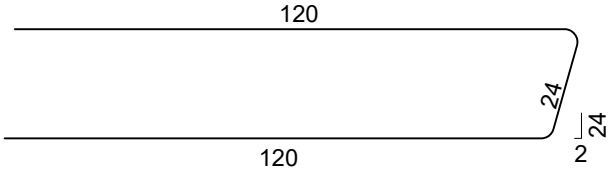	10	2.64	99	261.36
141	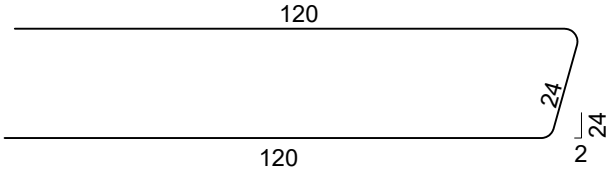	10	2.64	300	792.00
142	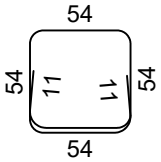	10	2.92	374	1092.08
143	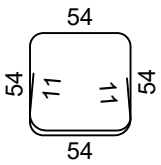	10	2.92	408	1191.36

Palice - specifikacija

ozn	oblika in mere [cm]	Ø	lg [m]	n [kos]	lgn [m]
144	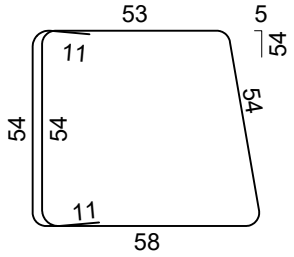	10	2.95	132	389.40
145	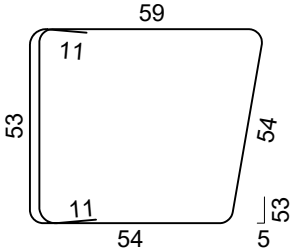	10	2.95	132	389.40
146	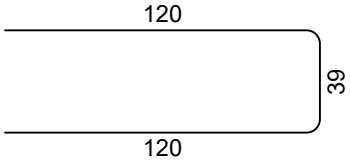	10	2.79	63	175.77
147		10	2.79	94	262.26
148	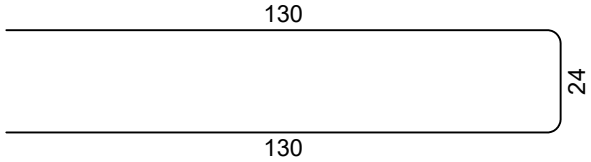	10	2.84	52	147.68
149	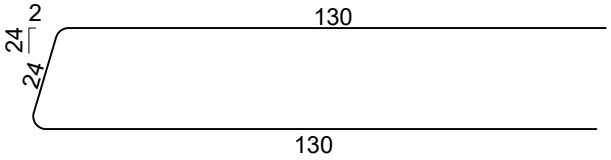	10	2.84	79	224.36
150	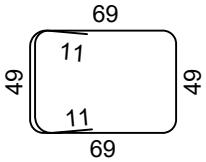	10	3.07	373	1145.11
151	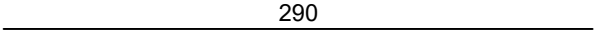	10	2.90	200	580.00
152	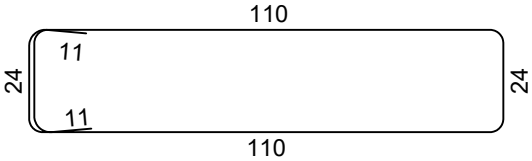	10	3.14	16	50.24

Palice - specifikacija

ozn	oblika in mere [cm]	Ø	lg [m]	n [kos]	lgn [m]
153	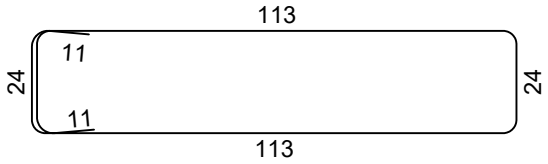	10	3.20	31	99.20
154	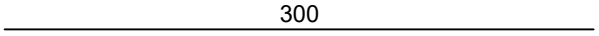	10	3.00	12	36.00
155	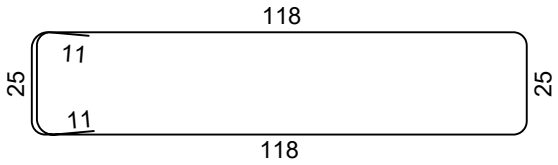	10	3.33	29	96.57
156	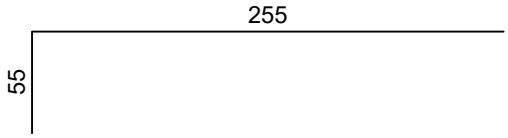	10	3.10	38	117.80
157	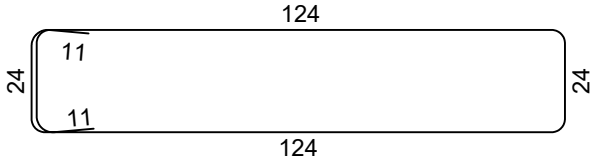	10	3.42	28	95.76
158	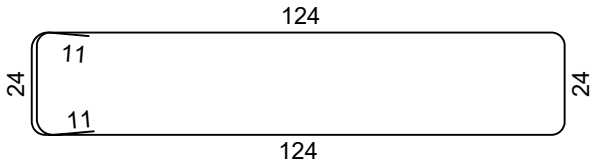	10	3.42	30	102.60
159	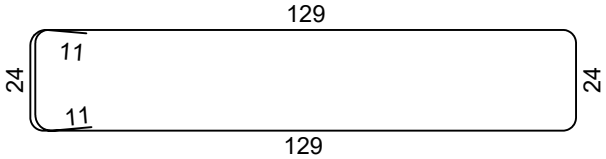	10	3.52	26	91.52
160		10	3.35	54	180.90
161	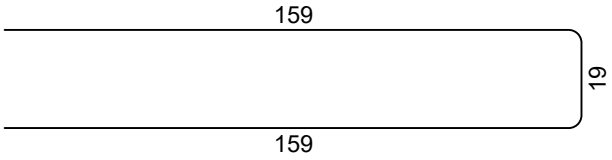	10	3.37	46	155.02
162	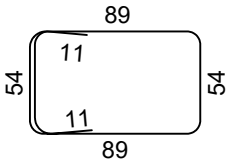	10	3.62	47	170.14
163	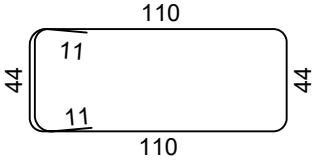	10	3.74	64	239.36

Palice - specifikacija

ozn	oblika in mere [cm]	Ø	lg [m]	n [kos]	lgn [m]
164	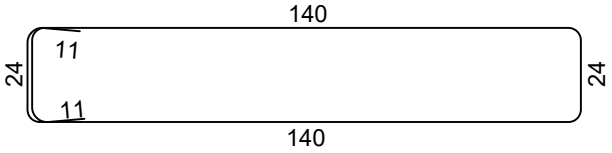	10	3.74	53	198.22
165	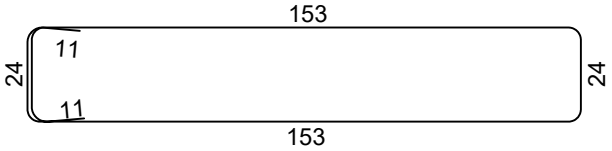	10	4.00	31	124.00
166	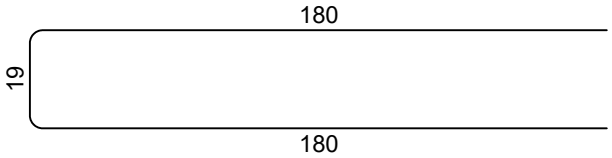	10	3.79	10	37.90
167	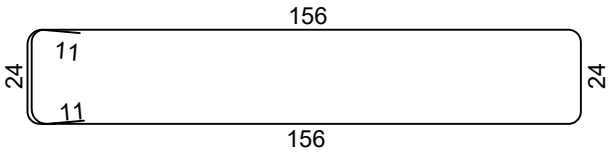	10	4.06	126	511.56
168	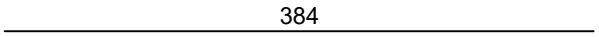	10	3.84	42	161.28
169	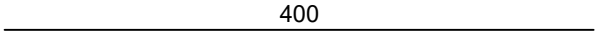	10	4.00	178	712.00
170	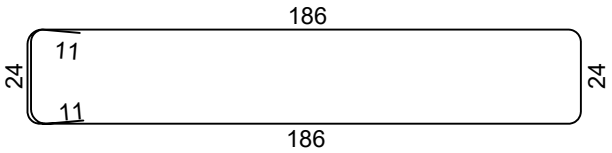	10	4.66	13	60.58
171	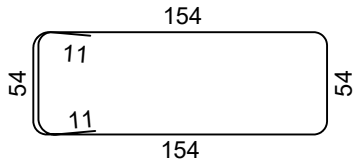	10	4.92	56	275.52
172		10	4.99	56	279.44
173		10	5.12	9	46.08
174	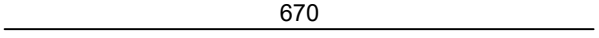	10	6.70	122	817.40
175	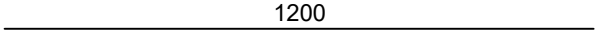	10	12.00	12	144.00

Palice - specifikacija

ozn	oblika in mere [cm]	Ø	lg [m]	n [kos]	lgn [m]
176	75 / 12 / 75	12	1.62	9	14.58
177	75 / 20 / 75	12	1.70	3	5.10
178	75 / 24 / 75	12	1.74	69	120.06
179	180	12	1.80	40	72.00
180	190	12	1.90	88	167.20
181	200	12	2.00	135	270.00
182	100 / 100	12	2.00	187	374.00
183	150 / 60	12	2.10	72	151.20
184	210	12	2.10	22	46.20
185	215	12	2.15	2	4.30
186	100 / 120	12	2.20	1416	3115.20
187	100 / 29 / 100	12	2.29	437	1000.73
188	230	12	2.30	24	55.20
189	100 / 130	12	2.30	20	46.00

II. Izvleček armature / TECHUB - STEBRI + AB STENE + STOPNICE;

Palice - specifikacija

ozn	oblika in mere [cm]	Ø	lg [m]	n [kos]	lgn [m]
190	150 / 80	12	2.30	8	18.40
191	240	12	2.40	12	28.80
192	190 / 60	12	2.50	2188	5470.00
193	100 / 150 / 14 / 99.	12	2.50	5	12.50
194	250	12	2.50	36	90.00
195	150 / 100	12	2.50	2	5.00
196	260	12	2.60	51	132.60
197	200 / 60	12	2.60	16	41.60
198	120 / 24 / 120	12	2.64	106	279.84
199	120 / 29 / 120	12	2.69	98	263.62
200	120 / 150	12	2.70	32	86.40
201	280	12	2.80	12	33.60
202	284	12	2.84	4	11.36

Palice - specifikacija

ozn	oblika in mere [cm]	Ø	lg [m]	n [kos]	lgn [m]
203	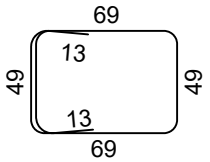	12	3.11	32	99.52
204	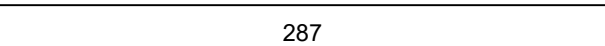	12	2.87	10	28.70
205	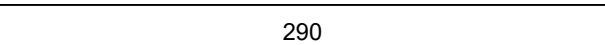	12	2.90	12	34.80
206		12	2.94	14	41.16
207	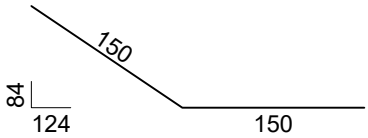	12	3.00	108	324.00
208	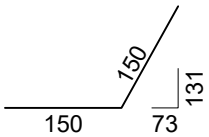	12	3.00	72	216.00
209	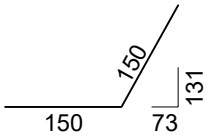	12	3.00	144	432.00
210	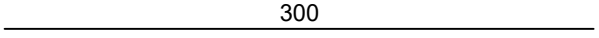	12	3.00	175	525.00
211	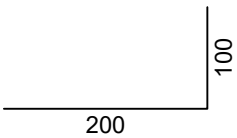	12	3.00	4	12.00
212	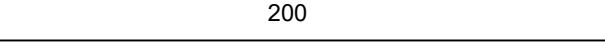	12	3.05	2	6.10
213	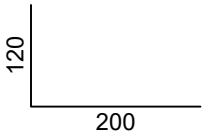	12	3.20	6	19.20
214		12	3.20	22	70.40
215	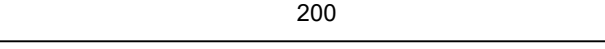	12	3.39	4	13.56
216	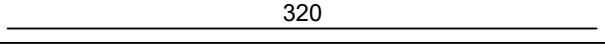	12	3.40	46	156.40
217		12	3.50	10	35.00
218		12	3.50	8	28.00
219		12	3.60	6	21.60
220	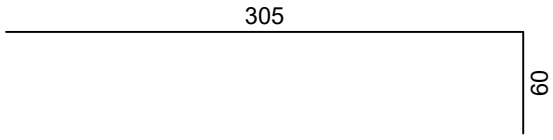	12	3.65	8	29.20

Palice - specifikacija

ozn	oblika in mere [cm]	Ø	lg [m]	n [kos]	lgn [m]
221	370	12	3.70	27	99.90
222	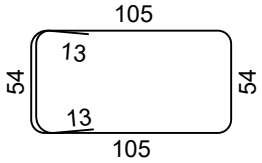	12	3.98	56	222.88
223	373	12	3.73	12	44.76
224	374	12	3.74	4	14.96
225		12	4.03	168	677.04
226	380	12	3.80	10	38.00
227	382	12	3.82	5	19.10
228	390	12	3.90	68	265.20
229	400	12	4.00	92	368.00
230	410	12	4.10	8	32.80
231	420	12	4.20	14	58.80
232	425	12	4.25	4	17.00
233	430	12	4.30	20	86.00
234	440	12	4.40	2	8.80
235		12	4.76	19	90.44
236	450	12	4.50	14	63.00
237	450	12	4.50	6	27.00
238	460	12	4.60	96	441.60
239	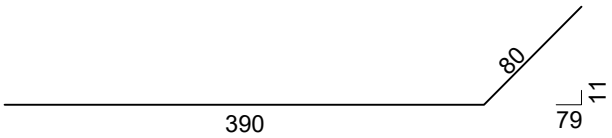	12	4.70	7	32.90
240	470	12	4.70	30	141.00
241	480	12	4.80	12	57.60
242	490	12	4.90	20	98.00

Palice - specifikacija

ozn	oblika in mere [cm]	Ø	lg [m]	n [kos]	lgn [m]
243	500	12	5.00	49	245.00
244	510	12	5.10	12	61.20
245	520	12	5.20	8	41.60
246	530	12	5.30	4	21.20
247	535	12	5.35	16	85.60
248	540	12	5.40	12	64.80
249	490 60	12	5.50	3	16.50
250	550	12	5.50	14	77.00
251	590	12	5.90	12	70.80
252	600	12	6.00	40	240.00
253	620	12	6.20	24	148.80
254	630	12	6.30	12	75.60
255	670	12	6.70	8	53.60
256	680	12	6.80	22	149.60
257	690	12	6.90	25	172.50
258	700	12	7.00	14	98.00
259	710	12	7.10	4	28.40
260	710	12	7.10	2	14.20
261	720	12	7.20	20	144.00
262	728	12	7.28	8	58.24
263	730	12	7.30	10	73.00
264	740	12	7.40	10	74.00
265	750	12	7.50	46	345.00
266	770	12	7.70	32	246.40
267	784	12	7.84	2	15.68
268	800	12	8.00	20	160.00
269	840	12	8.40	6	50.40
270	850	12	8.50	8	68.00
271	854	12	8.54	4	34.16
272	860	12	8.60	8	68.80
273	900	12	9.00	12	108.00

Palice - specifikacija

ozn	oblika in mere [cm]	Ø	lg [m]	n [kos]	lgn [m]
274	920	12	9.20	5	46.00
275	980	12	9.80	18	176.40
276	990	12	9.90	4	39.60
277	1000	12	10.00	22	220.00
278	1030	12	10.30	24	247.20
279	1050	12	10.50	4	42.00
280	1055	12	10.55	10	105.50
281	1055	12	10.55	2	21.10
282	1060	12	10.60	8	84.80
283	1100	12	11.00	8	88.00
284	1200	12	12.00	363	4356.00
285	100 / 100	14	2.00	689	1378.00
286	95 / 24 / 95	14	2.14	44	94.16
287	85 / 59 / 85	14	2.29	248	567.92
288	170 / 60	14	2.30	450	1035.00
289	230	14	2.30	8	18.40
290	120 / 29 / 120	14	2.69	29	78.01
291	240 / 60	14	3.00	88	264.00
292	300	14	3.00	16	48.00

Palice - specifikacija

ozn	oblika in mere [cm]	Ø	lg [m]	n [kos]	lgn [m]
293	75 / 24 / 215	14	3.14	25	78.50
294	255 / 60	14	3.15	16	50.40
295	130 / 59 / 130	14	3.19	56	178.64
296	130 / 59 / 59 / 6. / 130	14	3.19	68	216.92
297	280 / 60	14	3.40	208	707.20
298	350	14	3.50	114	399.00
299	353	14	3.53	20	70.60
300	150 / 59 / 147	14	3.56	10	35.60
301	365	14	3.65	4	14.60
302	370	14	3.70	8	29.60
303	390	14	3.90	28	109.20
304	400	14	4.00	74	296.00
305	405	14	4.05	28	113.40
306	370 / 20 / 20	14	4.10	54	221.40
307	420	14	4.20	80	336.00
308	428	14	4.28	18	77.04

Palice - specifikacija

ozn	oblika in mere [cm]	Ø	lg [m]	n [kos]	lgn [m]
309	430	14	4.30	54	232.20
310	100, 24, 320	14	4.44	20	88.80
311	445	14	4.45	16	71.20
312	380, 80	14	4.60	54	248.40
313	495	14	4.95	4	19.80
314	500	14	5.00	27	135.00
315	500	14	5.00	159	795.00
316	75, 425	14	5.00	21	105.00
317	460, 40	14	5.00	3	15.00
318	505	14	5.05	8	40.40
319	530	14	5.30	34	180.20
320	540	14	5.40	116	626.40
321	550	14	5.50	140	770.00
322	605	14	6.05	4	24.20
323	75, 20, 600	14	6.95	7	48.65
324	770	14	7.70	115	885.50
325	785	14	7.85	6	47.10
326	815	14	8.15	132	1075.80
327	830	14	8.30	234	1942.20
328	854	14	8.54	24	204.96
329	875	14	8.75	118	1032.50
330	930	14	9.30	3	27.90
331	934	14	9.34	24	224.16

II. Izvleček armature / TECHUB - STEBRI + AB STENE + STOPNICE;

Palice - specifikacija

ozn	oblika in mere [cm]	Ø	lg [m]	n [kos]	lgn [m]
332	950	14	9.50	8	76.00
333	1200	14	12.00	484	5808.00
334	80 / 24 / 80	16	1.84	106	195.04
335	20 / 74 / 100	16	1.94	40	77.60
336	4 / 100 / 100 / 100	16	2.00	8	16.00
337	100 / 100 / 4	16	2.00	12	24.00
338	80 / 130	16	2.10	20	42.00
339	80 / 140	16	2.20	41	90.20
340	100 / 24 / 100	16	2.24	89	199.36
341	230	16	2.30	8	18.40

II. Izvleček armature / TECHUB - STEBRI + AB STENE + STOPNICE;

Palice - specifikacija

ozn	oblika in mere [cm]	Ø	lg [m]	n [kos]	lgn [m]
342		16	2.30	4	9.20
343	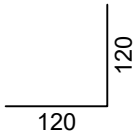	16	2.40	6352	15244.80
344	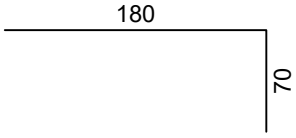	16	2.50	128	320.00
345	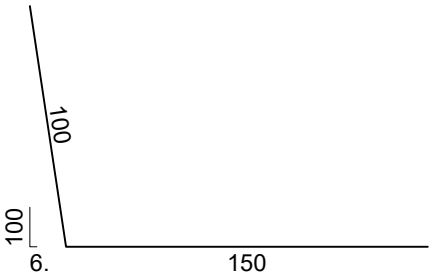	16	2.50	18	45.00
346	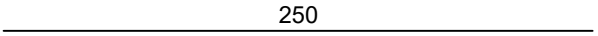	16	2.50	4	10.00
347	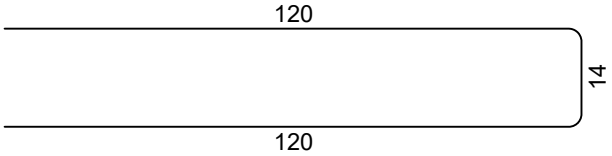	16	2.54	39	99.06
348		16	2.60	490	1274.00
349	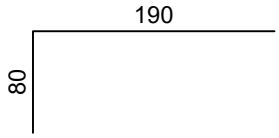	16	2.70	433	1169.10
350	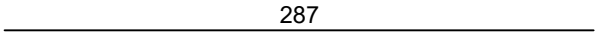	16	2.87	24	68.88
351	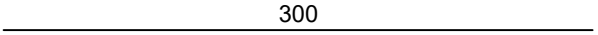	16	3.00	7	21.00
352	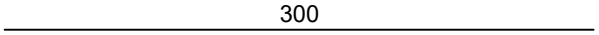	16	3.00	12	36.00
353	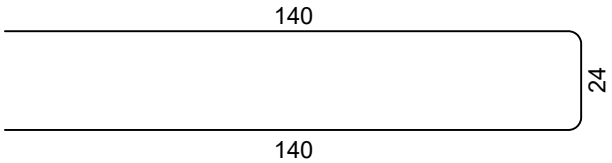	16	3.04	32	97.28
354	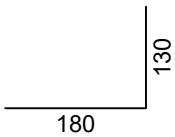	16	3.10	28	86.80

Palice - specifikacija

ozn	oblika in mere [cm]	Ø	lg [m]	n [kos]	lgn [m]
355	280 / 45	16	3.25	6	19.50
356	330	16	3.30	8	26.40
357	262 / 70	16	3.32	8	26.56
358	290 / 22 / 22	16	3.34	4	13.36
359	335	16	3.35	16	53.60
360	340	16	3.40	62	210.80
361	345	16	3.45	8	27.60
362	290 / 60	16	3.50	3	10.50
363	355	16	3.55	12	42.60
364	360	16	3.60	14	50.40
365	221 / 70 / 70	16	3.61	3	10.83
366	111 / 178 / 175 / 35 / 75	16	3.64	139	505.96
367	290 / 80	16	3.70	51	188.70
368	320 / 50	16	3.70	6	22.20
369	370	16	3.70	5	18.50
370	375	16	3.75	17	63.75
371	380	16	3.80	40	152.00
372	382	16	3.82	3	11.46

Palice - specifikacija

ozn	oblika in mere [cm]	Ø	lg [m]	n [kos]	lgn [m]
373	390	16	3.90	122	475.80
374	320; 70	16	3.90	52	202.80
375	360; 30	16	3.90	9	35.10
376	291; 50; 50	16	3.91	3	11.73
377	400	16	4.00	121	484.00
378	60; 340	16	4.00	3	12.00
379	50; 350	16	4.00	9	36.00
380	405	16	4.05	265	1073.25
381	330; 80	16	4.10	40	164.00
382	290; 60; 60	16	4.10	8	32.80
383	410	16	4.10	6	24.60
384	100; 48; 320; 88	16	4.20	3	12.60
385	420	16	4.20	166	697.20
386	420	16	4.20	66	277.20
387	200; 24; 200	16	4.24	181	767.44
388	430	16	4.30	61	262.30

Palice - specifikacija

ozn	oblika in mere [cm]	Ø	lg [m]	n [kos]	lgn [m]
389	350 80	16	4.30	4	17.20
390	370 60	16	4.30	2	8.60
391	433	16	4.33	8	34.64
392	395 45	16	4.40	3	13.20
393	400 40	16	4.40	3	13.20
394	210 24 210	16	4.44	44	195.36
395	445	16	4.45	114	507.30
396	450	16	4.50	25	112.50
397	455	16	4.55	58	263.90
398	222 19 222	16	4.63	3	13.89
399	470	16	4.70	3	14.10
400	440 40	16	4.80	2	9.60
401	480	16	4.80	18	86.40
402	370 60 60	16	4.90	6	29.40
403	495	16	4.95	154	762.30
404	500	16	5.00	68	340.00

Palice - specifikacija

ozn	oblika in mere [cm]	Ø	lg [m]	n [kos]	lgn [m]
405	475 / 30	16	5.05	3	15.15
406	505	16	5.05	8	40.40
407	510	16	5.10	222	1132.20
408	515	16	5.15	10	51.50
409	500 / 30	16	5.30	3	15.90
410	530	16	5.30	119	630.70
411	450 / 80	16	5.30	6	31.80
412	540	16	5.40	26	140.40
413	545	16	5.45	32	174.40
414	550	16	5.50	88	484.00
415	555	16	5.55	60	333.00
416	565	16	5.65	376	2124.40
417	500 / 80	16	5.80	6	34.80
418	520 / 60	16	5.80	18	104.40
419	540 / 40	16	5.80	2	11.60
420	280 / 280 / 24	16	5.84	40	233.60
421	585	16	5.85	28	163.80
422	595	16	5.95	20	119.00
423	600	16	6.00	5	30.00
424	605	16	6.05	25	151.25

Palice - specifikacija

ozn	oblika in mere [cm]	Ø	lg [m]	n [kos]	lgn [m]
425	540 / 70	16	6.10	3	18.30
426	500 / 60 / 50	16	6.10	6	36.60
427	615	16	6.15	102	627.30
428	630	16	6.30	27	170.10
429	640	16	6.40	6	38.40
430	655	16	6.55	6	39.30
431	670	16	6.70	6	40.20
432	620 / 60	16	6.80	4	27.20
433	690	16	6.90	6	41.40
434	650 / 70	16	7.20	4	28.80
435	720 / 30	16	7.50	3	22.50
436	750	16	7.50	2	15.00
437	730 / 40	16	7.70	3	23.10
438	770	16	7.70	3	23.10
439	730 / 45	16	7.75	3	23.25
440	800	16	8.00	8	64.00
441	830	16	8.30	61	506.30
442	840	16	8.40	6	50.40
443	850	16	8.50	15	127.50
444	860	16	8.60	12	103.20

Palice - specifikacija

ozn	oblika in mere [cm]	Ø	lg [m]	n [kos]	lgn [m]
445	870	16	8.70	18	156.60
446	880	16	8.80	6	52.80
447	890	16	8.90	6	53.40
448	900	16	9.00	42	378.00
449	920	16	9.20	6	55.20
450	800; 80; 60	16	9.40	6	56.40
451	950	16	9.50	6	57.00
452	1000	16	10.00	12	120.00
453	1010	16	10.10	12	121.20
454	1015	16	10.15	16	162.40
455	970; 60	16	10.30	6	61.80
456	1010; 30	16	10.40	3	31.20
457	930; 80; 60	16	10.70	6	64.20
458	1100	16	11.00	15	165.00
459	1160	16	11.60	6	69.60
460	1200	16	12.00	56	672.00
461	120; 120	18	2.40	10	24.00
462	80; 200	18	2.80	20	56.00
463	150; 150	18	3.00	10	30.00

Palice - specifikacija

ozn	oblika in mere [cm]	Ø	lg [m]	n [kos]	lgn [m]
464	400	18	4.00	231	924.00
465	520	18	5.20	20	104.00
466	530	18	5.30	20	106.00
467	555	18	5.55	10	55.50
468	560	18	5.60	20	112.00
469	580	18	5.80	20	116.00
470	120 / 120	20	2.40	393	943.20
471	120 / 150	20	2.70	14	37.80
472	220 / 80	20	3.00	126	378.00
473	80 / 240	20	3.20	163	521.60
474	100 / 24 / 215	20	3.39	22	74.58
475	390	20	3.90	100	390.00
476	405	20	4.05	6	24.30
477	415	20	4.15	4	16.60
478	420	20	4.20	128	537.60
479	100 / 24 / 320	20	4.44	13	57.72
480	450	20	4.50	24	108.00
481	490	20	4.90	24	117.60
482	505	20	5.05	4	20.20
483	530	20	5.30	132	699.60
484	550	20	5.50	15	82.50

Palice - specifikacija

ozn	oblika in mere [cm]	Ø	lg [m]	n [kos]	lgn [m]
485	565	20	5.65	14	79.10
486	570	20	5.70	22	125.40
487	590	20	5.90	132	778.80
488	600	20	6.00	16	96.00
489	650	20	6.50	3	19.50
490	650	20	6.50	30	195.00
491	655	20	6.55	4	26.20
492	670	20	6.70	8	53.60
493	550 120	20	6.70	6	40.20
494	680	20	6.80	4	27.20
495	680 25	20	7.05	12	84.60
496	680 60	20	7.40	6	44.40
497	770	20	7.70	4	30.80
498	740 60	20	8.00	6	48.00
499	730 70	20	8.00	4	32.00
500	810	20	8.10	6	48.60
501	760 65	20	8.25	16	132.00
502	770 65	20	8.35	48	400.80

Palice - specifikacija

ozn	oblika in mere [cm]	Ø	lg [m]	n [kos]	lgn [m]
503	780; 70	20	8.50	4	34.00
504	890	20	8.90	6	53.40
505	830; 65	20	8.95	16	143.20
506	970	20	9.70	6	58.20
507	1010	20	10.10	4	40.40
508	1027	20	10.27	6	61.62
509	1200	20	12.00	20	240.00
510	150; 150	22	3.00	245	735.00
511	100; 24; 215	22	3.39	20	67.80
512	350	22	3.50	72	252.00
513	380	22	3.80	20	76.00
514	390	22	3.90	36	140.40
515	420	22	4.20	12	50.40
516	100; 20; 340	22	4.60	11	50.60
517	550	22	5.50	72	396.00
518	555	22	5.55	44	244.20
519	574	22	5.74	24	137.76
520	585	22	5.85	24	140.40
521	590	22	5.90	72	424.80
522	90; 510	22	6.00	6	36.00
523	1060	22	10.60	6	63.60

Palice - specifikacija

ozn	oblika in mere [cm]	Ø	lg [m]	n [kos]	lgn [m]
524	150 / 150	25	3.00	70	210.00
525	90 / 240	25	3.30	186	613.80
526	450	25	4.50	50	225.00
527	555	25	5.55	56	310.80
528	570	25	5.70	8	45.60
529	575	25	5.75	20	115.00
530	600	25	6.00	16	96.00
531	605	25	6.05	44	266.20
532	610	25	6.10	20	122.00
533	100 / 550	25	6.50	6	39.00
534	680	25	6.80	4	27.20
535	710	25	7.10	8	56.80
536	170 / 170	28	3.40	66	224.40
537	235 / 125	28	3.60	32	115.20
538	390 / 60	28	4.50	6	27.00
539	170 / 280	28	4.50	8	36.00
540	425 / 60	28	4.85	4	19.40

Palice - specifikacija

ozn	oblika in mere [cm]	Ø	lg [m]	n [kos]	lgn [m]
541	330 / 170	28	5.00	8	40.00
542	350 / 170	28	5.20	9	46.80
543	555	28	5.55	64	355.20
544	425 / 170	28	5.95	9	53.55
545	515 / 85	28	6.00	5	30.00
546	450 / 150	28	6.00	6	36.00
547	625	28	6.25	36	225.00
548	595 / 60	28	6.55	4	26.20
549	670 / 85	28	7.55	5	37.75
550	515 / 85	32	6.00	16	96.00
551	650	32	6.50	24	156.00
552	845 / 85	32	9.30	14	130.20
553	400	12	4.00	6	24.00
554	36 / 11 / 19 / 19 / 11 / 36	10	1.51	20	30.20

Palice - specifikacija

ozn	oblika in mere [cm]	Ø	lg [m]	n [kos]	lgn [m]
558	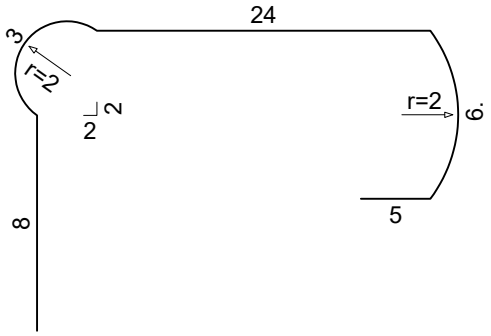	8	0.46	11781	5419.26
559	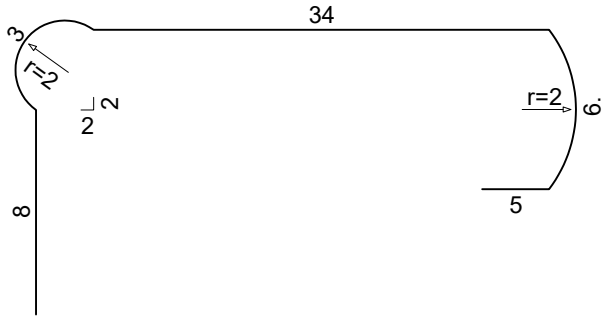	8	0.56	2737	1532.72
562	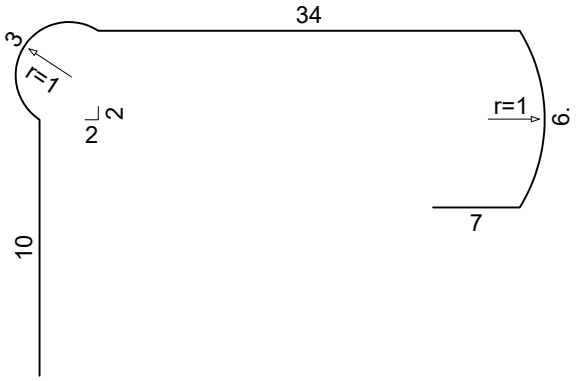	10	0.60	4283	2569.80
563	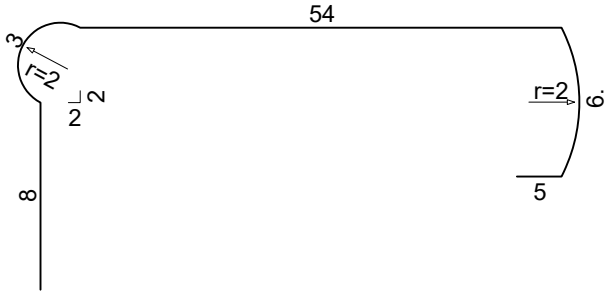	8	0.76	1367	1038.92
564		10	0.80	3702	2961.60

Palice - specifikacija

ozn	oblika in mere [cm]	Ø	lg [m]	n [kos]	lgn [m]
569	150 / 24 / 150	14	3.24	78	252.72
570	150 / 24 / 150	10	3.24	194	628.56
571	700	16	7.00	56	392.00
572	270	16	2.70	70	189.00
573	680 / 25	16	7.05	28	197.40
574	430	16	4.30	7	30.10
575	680 / 25	16	7.05	36	253.80
576	830	16	8.30	56	464.80
577	400	16	4.00	14	56.00
578	450	16	4.50	42	189.00
579	159 / 24 / 11 / 11 / 24 / 159	10	4.12	24	98.88
580	350 / 120	16	4.70	3	14.10
581	910	16	9.10	6	54.60
582	850	16	8.50	3	25.50
583	125 / 540	16	6.65	6	39.90
584	860	12	8.60	12	103.20
585	1100	16	11.00	3	33.00
586	830	16	8.30	3	24.90
587	860	16	8.60	3	25.80

Palice - specifikacija					
ozn	oblika in mere [cm]	Ø	lg [m]	n [kos]	lgn [m]
588	860	16	8.60	3	25.80
589	860	16	8.60	3	25.80
590	950	12	9.50	12	114.00
591	275 70	16	3.45	28	96.60
592	305 80	20	3.85	12	46.20
593	55 230	10	2.85	62	176.70
POZ.: STEBRI 1, 2 in 3; (vsak po 2kom.) (2 kos)					
1	9.54 54 54 54 9.	8	2.88	582	1676.16
2	54 54 11 11 54 54	10	2.92	152	443.84
3	120 120	20	2.40	192	460.80
4	210 80	20	2.90	72	208.80
5	420	20	4.20	48	201.60
6	530	20	5.30	72	381.60
7	555	20	5.55	24	133.20
8	570	20	5.70	24	136.80
9	590	20	5.90	72	424.80

Palice - specifikacija

ozn	oblika in mere [cm]	Ø	lg [m]	n [kos]	lgn [m]
POZ.: Zunanji DJ(ABS) -dvigalni jašek (1 kos)					
1	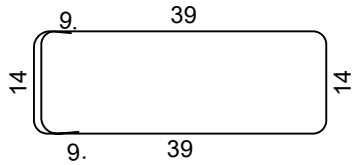	8	1.38	81	111.78
2	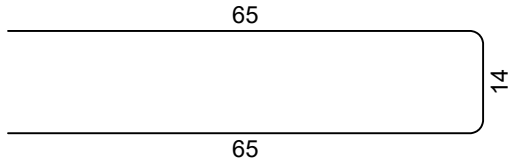	8	1.44	486	699.84
3	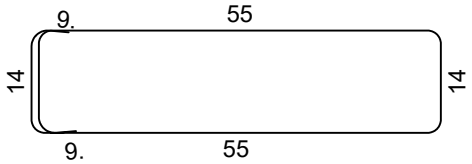	8	1.70	81	137.70
4	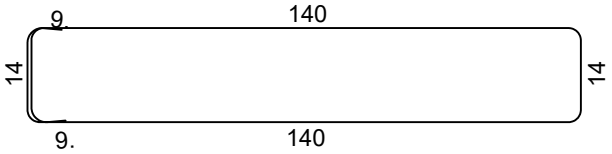	8	3.40	9	30.60
5	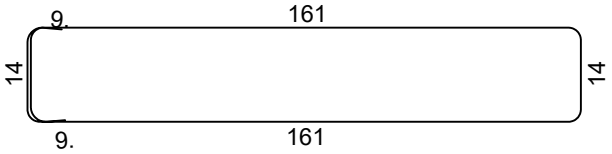	8	3.82	9	34.38
6		8	4.62	9	41.58
7	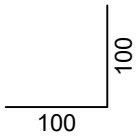	10	2.00	38	76.00
8	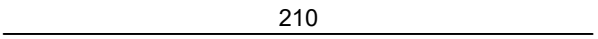	12	2.10	42	88.20
9	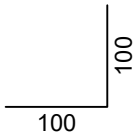	14	2.00	38	76.00
10	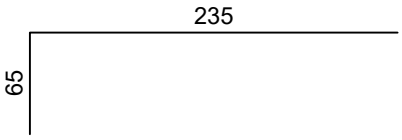	14	3.00	42	126.00
11	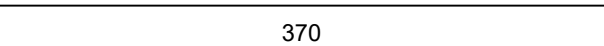	14	3.70	42	155.40
12		14	5.00	42	210.00
13	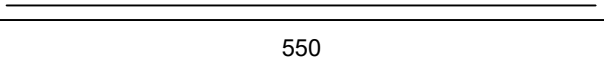	14	5.50	42	231.00

II. Izvleček armature / TECHUB - STEBRI + AB STENE + STOPNICE;

Palice - specifikacija					
ozn	oblika in mere [cm]	Ø	lg [m]	n [kos]	lgn [m]
14	210	16	2.10	12	25.20
15	210; 60; 60	16	3.30	12	39.60
16	200; 50	8	2.50	66	165.00
POZ.: Zunanje ST -stopnice (1 kos)					
1	29; 53; 74; 60; 50	8	1.84	48	88.32
2	50; 100; 45; 48; 88	8	1.95	48	93.60
3	74; 24; 74	8	1.72	188	323.36
4	310	8	3.10	96	297.60
5	70; 34; 61; 115	8	1.85	48	88.80
6	80; 120; 39; 70	8	2.00	48	96.00
7	110; 110; 53; 96	8	2.20	192	422.40
8	80; 39; 70; 150	8	2.30	48	110.40
9	70; 34; 61; 110	8	1.80	96	172.80

II. Izvleček armature / TECHUB - STEBRI + AB STENE + STOPNICE;

Palice - specifikacija					
ozn	oblika in mere [cm]	Ø	lg [m]	n [kos]	lgn [m]
10	320	8	3.20	96	307.20
11	231; 12; 12	8	2.55	135	344.25
13	216; 12; 12	8	2.40	1	2.40
15	299	12	2.99	4	11.96
17	240; 12	12	2.52	4	10.08
POZ.: Notranje ST -stopnice (1 kos)					
1	9.; 76; 33; 33; 9.; 76	8	2.69	9	24.21
2	60; 14; 60	10	1.34	52	69.68
3	117; 12; 12	10	1.41	161	227.01
4	90; 90; 77; 46	10	1.80	52	93.60
5	90; 90; 77; 46	10	1.80	247	444.60
6	80; 100; 69; 41	10	1.80	13	23.40
7	70; 110; 60; 36	10	1.80	26	46.80

Palice - specifikacija

ozn	oblika in mere [cm]	Ø	lg [m]	n [kos]	lgn [m]
8	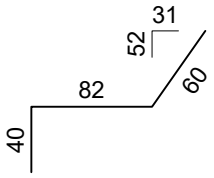	10	1.82	13	23.66
9		10	2.00	13	26.00
10	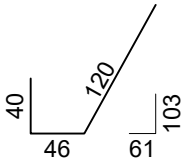	10	2.06	13	26.78
11		10	2.10	52	109.20
12		10	2.10	13	27.30
13	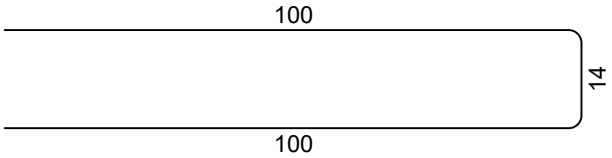	10	2.14	182	389.48
14		10	2.15	26	55.90
15	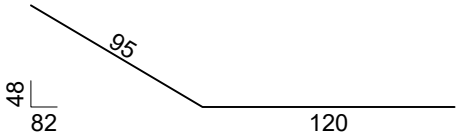	10	2.15	26	55.90
16	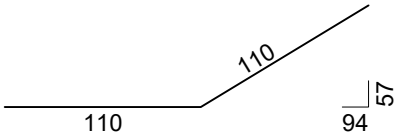	10	2.20	13	28.60
17	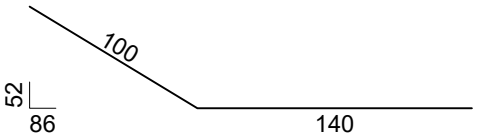	10	2.40	13	31.20
18	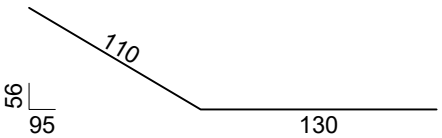	10	2.40	13	31.20

II. Izvleček armature / TECHUB - STEBRI + AB STENE + STOPNICE;

Palice - specifikacija

ozn	oblika in mere [cm]	Ø	lg [m]	n [kos]	lgn [m]
19		10	2.45	13	31.85
20	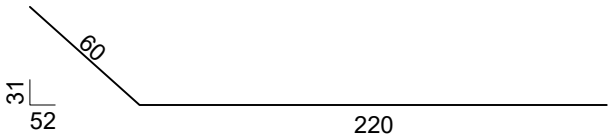	10	2.80	52	145.60
21	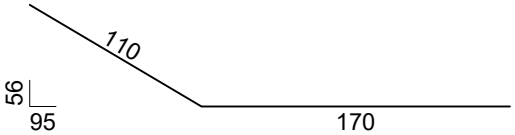	10	2.80	52	145.60
22		10	2.93	13	38.09
23	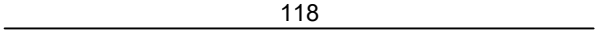	12	1.18	4	4.72
24	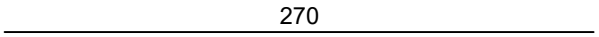	12	2.70	8	21.60
25		10	1.85	26	48.10
26	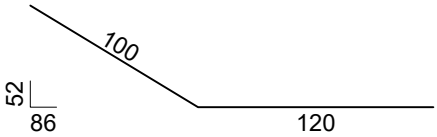	10	2.20	26	57.20
27		10	2.20	26	57.20
28		10	1.80	26	46.80
29	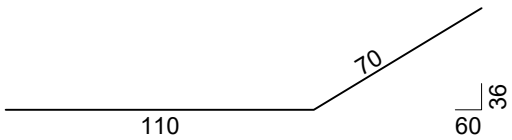	10	1.80	26	46.80
31	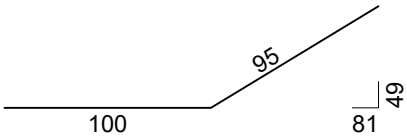	10	1.95	13	25.35
32		10	2.15	13	27.95

Palice - specifikacija					
ozn	oblika in mere [cm]	Ø	lg [m]	n [kos]	lgn [m]
33	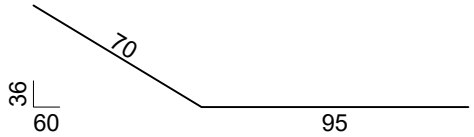	10	1.65	13	21.45
34	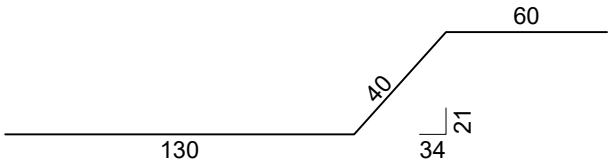	10	2.30	13	29.90
POZ.: Nosilci medetaže (K=+4,34) (1 kos)					
1	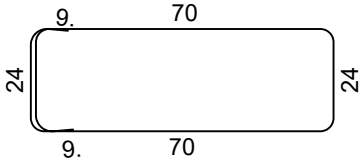	8	2.30	375	862.50
2	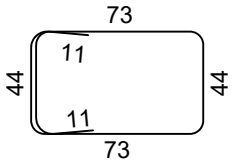	10	3.00	122	366.00
3	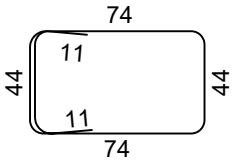	10	3.02	358	1081.16
4	420	12	4.20	34	142.80
5	880	12	8.80	18	158.40
6	947	12	9.47	18	170.46
7	1200	12	12.00	32	384.00
8	750	16	7.50	1	7.50
9	300	20	3.00	1	3.00
10	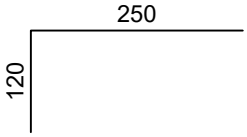	20	3.70	41	151.70
11	400	20	4.00	4	16.00
12	450	20	4.50	10	45.00
13	480	20	4.80	8	38.40
14	520	20	5.20	16	83.20
15	550	20	5.50	8	44.00
16	600	20	6.00	2	12.00

II. Izvleček armature / TECHUB - STEBRI + AB STENE + STOPNICE;

Palice - specifikacija					
ozn	oblika in mere [cm]	Ø	lg [m]	n [kos]	lgn [m]
17	650	20	6.50	4	26.00
18	760	20	7.60	8	60.80
19	800	20	8.00	8	64.00
20	850 70	20	9.20	32	294.40
21	882 65 65	20	10.12	9	91.08
22	947 65 65	20	10.77	9	96.93
23	200 150	25	3.50	27	94.50
24	450	25	4.50	9	40.50
25	600	25	6.00	4	24.00
26	80 62 600	25	7.42	9	66.78
27	750	25	7.50	2	15.00
28	850	25	8.50	2	17.00
29	945	25	9.45	9	85.05

II. Izvleček armature / TECHUB - STEBRI + AB STENE + STOPNICE;

Palice - izvleček			
Ø [mm]	lgn [m]	Teža enote [kg/m']	Teža [kg]
B500B			
8	36961.00	0.41	15117.05
10	58621.94	0.65	38045.64
12	26683.01	0.92	24548.37
14	22193.08	1.25	27785.74
16	40124.30	1.64	65723.60
18	1527.50	2.17	3314.67
20	9922.63	2.55	25302.71
22	2814.96	3.09	8703.86
25	2470.23	3.95	9759.88
28	1272.50	4.96	6306.51
32	382.20	6.47	2474.36
Skupaj (B500B)			227082.39
Skupaj			227082.39

Mreže - specifikacija

Pozicija	Oznaka mreže	B [cm]	L [cm]	n	Teža enote [kg/m2]	Skupna teža [kg]
POZ.: AB STENE (1 kos)						
I	Q-335	215	600	4	5.33	275.03
I-1	Q-335	215	420	24	5.33	1155.12
I-2	Q-335	158	420	2	5.33	70.59
I-3	Q-335	215	460	24	5.33	1265.13
I-4	Q-335	158	460	2	5.33	77.31
I-5	Q-335	215	530	24	5.33	1457.65
I-6	Q-335	158	530	2	5.33	89.08
I-7	Q-335	215	480	8	5.33	440.04
I-8	Q-335	105	480	2	5.33	53.73
I-9	Q-335	215	510	12	5.33	701.32
I-10	Q-335	105	510	2	5.33	57.08
I-11	Q-335	207	480	2	5.33	105.92
I-12	Q-335	215	506	4	5.33	231.94
I-13	Q-335	130	506	2	5.33	70.12
I-14	Q-335	215	292	2	5.33	67.02
I-15	Q-335	160	292	2	5.33	49.87
I-16	Q-335	160	480	2	5.33	81.87
I-17	Q-335	215	406	12	5.33	558.31
I-18	Q-335	63	406	2	5.33	27.25
I-19	Q-335	215	512	6	5.33	352.04
I-20	Q-335	215	512	6	5.33	352.04
I-21	Q-335	161	512	2	5.33	87.87
I-22	Q-335	215	444	24	5.33	1220.59
I-23	Q-335	196	444	2	5.33	92.73
I-24	Q-335	215	154	2	5.33	35.30
I-25	Q-335	99	600	4	5.33	126.64
I-26	Q-335	99	154	2	5.33	16.25
I-27	Q-335	215	430	2	5.33	98.55
I-28	Q-335	159	430	2	5.33	72.65
II-1	Q-424	215	510	6	6.73	442.77
II-2	Q-424	207	510	2	6.73	142.10
II-3	Q-424	215	405	30	6.73	1758.04
II-4	Q-424	112	299	2	6.73	44.98
II-5	Q-424	215	498	20	6.73	1441.16
II-6	Q-424	107	498	2	6.73	71.63
II-7	Q-424	165	498	2	6.73	110.33
II-8	Q-424	215	530	8	6.73	613.51
II-9	Q-424	215	530	4	6.73	306.75
II-10	Q-424	215	530	4	6.73	306.75
II-11	Q-424	215	530	2	6.73	153.37
II-12	Q-424	165	530	2	6.73	117.41

Mreže - specifikacija

Pozicija	Oznaka mreže	B [cm]	L [cm]	n	Teža enote [kg/m2]	Skupna teža [kg]
II-13	Q-424	187	530	2	6.73	133.30
II-14	Q-424	87	530	2	6.73	61.85
II-15	Q-424	75	498	2	6.73	50.09
II-16	Q-424	196	498	2	6.73	131.39
II-17	Q-424	215	530	2	6.73	153.37
II-18	Q-424	213	530	2	6.73	151.66
II-19	Q-424	215	530	2	6.73	153.37
II-20	Q-424	133	530	2	6.73	94.76
II-21	Q-424	192	530	2	6.73	136.90
II-22	Q-424	215	530	2	6.73	153.37
II-23	Q-424	126	530	2	6.73	89.77
II-24	Q-424	215	431	6	6.73	374.18
II-25	Q-424	168	431	2	6.73	97.55
II-26	Q-424	167	431	2	6.73	96.97
II-27	Q-424	215	510	4	6.73	295.18
II-28	Q-424	215	510	4	6.73	295.17
II-29	Q-424	74	510	2	6.73	50.52
II-30	Q-424	80	155	2	6.73	16.65
II-31	Q-424	80	299	2	6.73	32.11
II-32	Q-424	215	431	2	6.73	124.72
II-33	Q-424	138	431	2	6.73	80.05
II-34	Q-424	162	314	1	6.73	34.23
II-35	Q-424	215	314	5	6.73	227.13
II-36	Q-424	215	420	2	6.73	121.49
II-37	Q-424	203	454	1	6.73	62.05
II-38	Q-424	215	557	6	6.73	483.57
II-39	Q-424	215	454	2	6.73	131.38
II-40	Q-424	150	454	1	6.73	45.87
III	Q-503	215	600	60	7.90	6114.60
III-1	Q-503	215	436	6	7.90	444.53
III-2	Q-503	81	436	2	7.90	55.75
III-3	Q-503	215	405	4	7.90	275.16
III-4	Q-503	198	405	2	7.90	126.38
III-5	Q-503	150	405	2	7.90	96.25
III-6	Q-503	215	427	4	7.90	290.10
III-7	Q-503	105	427	2	7.90	70.84
III-8	Q-503	215	420	10	7.90	713.37
III-9	Q-503	199	420	6	7.90	395.53
III-10	Q-503	215	440	2	7.90	149.34
III-11	Q-503	129	420	2	7.90	85.34
III-12	Q-503	135	420	2	7.90	89.59
III-13	Q-503	215	480	16	7.90	1304.45

Mreže - specifikacija

Pozicija	Oznaka mreže	B [cm]	L [cm]	n	Teža enote [kg/m2]	Skupna teža [kg]
III-14	Q-503	180	480	2	7.90	136.51
III-15	Q-503	175	480	2	7.90	133.10
III-16	Q-503	215	406	78	7.90	5378.81
III-17	Q-503	68	406	2	7.90	43.74
III-18	Q-503	215	519	2	7.90	176.47
III-19	Q-503	215	542	2	7.90	184.19
III-20	Q-503	215	565	2	7.90	191.92
III-21	Q-503	215	588	2	7.90	199.65
III-22	Q-503	157	600	2	7.90	148.84
III-23	Q-503	215	66	4	7.90	44.53
III-24	Q-503	215	61	4	7.90	41.46
III-25	Q-503	215	57	4	7.90	38.39
III-26	Q-503	215	600	8	7.90	815.28
III-27	Q-503	215	52	4	7.90	35.32
III-28	Q-503	69	597	4	7.90	129.39
III-29	Q-503	215	454	32	7.90	2467.58
III-30	Q-503	215	421	16	7.90	1145.47
III-31	Q-503	215	444	8	7.90	603.31
III-32	Q-503	215	490	4	7.90	333.11
III-33	Q-503	215	501	4	7.90	340.34
III-34	Q-503	215	512	4	7.90	347.56
III-35	Q-503	215	522	4	7.90	354.79
III-36	Q-503	215	533	4	7.90	362.02
III-37	Q-503	215	543	4	7.90	369.24
III-38	Q-503	215	554	4	7.90	376.47
III-39	Q-503	215	565	4	7.90	383.70
III-40	Q-503	215	575	4	7.90	390.92
III-41	Q-503	215	586	4	7.90	398.15
III-42	Q-503	194	595	4	7.90	364.52
III-43	Q-503	215	491	2	7.90	166.72
III-44	Q-503	215	501	2	7.90	170.29
III-45	Q-503	215	512	2	7.90	173.86
III-46	Q-503	215	522	2	7.90	177.43
III-47	Q-503	215	533	2	7.90	181.00
III-48	Q-503	215	543	2	7.90	184.58
III-49	Q-503	215	554	2	7.90	188.15
III-50	Q-503	215	564	2	7.90	191.72
III-51	Q-503	162	374	2	7.90	95.45
III-52	Q-503	215	530	40	7.90	3600.82
III-53	Q-503	215	530	2	7.90	180.04
III-54	Q-503	215	530	2	7.90	180.04
III-55	Q-503	215	530	2	7.90	180.04

Mreže - specifikacija

Pozicija	Oznaka mreže	B [cm]	L [cm]	n	Teža enote [kg/m2]	Skupna teža [kg]
III-56	Q-503	161	530	2	7.90	134.40
III-57	Q-503	213	498	2	7.90	167.60
III-58	Q-503	215	498	40	7.90	3383.41
III-59	Q-503	75	498	2	7.90	59.41
III-60	Q-503	213	530	2	7.90	178.37
III-61	Q-503	187	530	2	7.90	157.01
III-62	Q-503	120	530	2	7.90	100.66
III-63	Q-503	101	498	2	7.90	79.47
III-64	Q-503	193	178	2	7.90	54.28
III-65	Q-503	193	498	2	7.90	151.86
III-66	Q-503	111	530	2	7.90	92.95
III-67	Q-503	61	498	2	7.90	48.00
III-68	Q-503	215	530	2	7.90	180.04
III-69	Q-503	215	530	2	7.90	180.02
III-70	Q-503	205	218	2	7.90	70.78
III-71	Q-503	161	498	2	7.90	126.29
III-72	Q-503	67	498	2	7.90	52.59
III-73	Q-503	74	480	2	7.90	55.81
III-74	Q-503	80	480	2	7.90	60.52
III-75	Q-503	53	530	2	7.90	44.28
III-76	Q-503	215	458	4	7.90	311.17
III-77	Q-503	203	458	2	7.90	147.13
III-78	Q-503	207	458	2	7.90	150.14
III-79	Q-503	215	422	4	7.90	286.70
III-80	Q-503	117	422	2	7.90	78.29
III-81	Q-503	129	422	2	7.90	86.34
III-82	Q-503	154	600	4	7.90	291.98
III-83	Q-503	154	548	2	7.90	133.34
III-84	Q-503	175	420	4	7.90	232.68
III-85	Q-503	167	480	4	7.90	253.31
III-86	Q-503	207	480	4	7.90	313.98
III-87	Q-503	215	510	4	7.90	346.49
III-88	Q-503	159	510	4	7.90	256.24
III-89	Q-503	215	154	2	7.90	52.31
III-90	Q-503	99	600	4	7.90	187.70
III-91	Q-503	99	154	2	7.90	24.09
III-92	Q-503	198	406	2	7.90	126.69
III-93	Q-503	194	600	2	7.90	183.91
III-94	Q-503	194	406	2	7.90	124.45
III-95	Q-503	120	406	2	7.90	77.18
III-96	Q-503	201	406	2	7.90	129.14
III-97	Q-503	156	339	2	7.90	83.39

Mreže - specifikacija

Pozicija	Oznaka mreže	B [cm]	L [cm]	n	Teža enote [kg/m2]	Skupna teža [kg]
III-98	Q-503	215	339	10	7.90	576.47
III-99	Q-503	215	286	4	7.90	193.97
III-100	Q-503	169	286	4	7.90	152.47
III-101	Q-503	215	490	2	7.90	166.45
III-102	Q-503	174	490	2	7.90	134.71
III-103	Q-503	174	444	2	7.90	122.06
III-104	Q-503	141	406	2	7.90	90.77
III-105	Q-503	215	354	2	7.90	120.25
III-106	Q-503	107	354	2	7.90	59.65
III-107	Q-503	215	490	2	7.90	166.45
III-108	Q-503	192	406	2	7.90	123.38
III-109	Q-503	215	431	2	7.90	146.41
III-110	Q-503	104	431	2	7.90	70.65
III-111	Q-503	215	66	40	7.90	448.40
III-112	Q-503	201	600	2	7.90	191.02
III-113	Q-503	201	66	2	7.90	21.01
III-114	Q-503	161	600	2	7.90	152.15
III-115	Q-503	161	66	2	7.90	16.74
III-116	Q-503	165	600	2	7.90	156.89
III-117	Q-503	165	66	2	7.90	17.26
III-118	Q-503	90	600	2	7.90	84.85
III-119	Q-503	89	66	2	7.90	9.29
III-120	Q-503	169	600	2	7.90	160.31
III-121	Q-503	169	66	2	7.90	17.63
III-122	Q-503	164	600	2	7.90	155.80
III-123	Q-503	164	66	2	7.90	17.14
III-124	Q-503	210	600	2	7.90	199.21
III-125	Q-503	210	66	2	7.90	21.91
III-126	Q-503	100	600	2	7.90	95.03
III-127	Q-503	100	66	2	7.90	10.45
IV	Q-628	215	600	15	9.99	1933.06
IV-1	Q-628	215	530	48	9.99	5464.13
IV-2	Q-628	64	530	4	9.99	135.16
IV-3	Q-628	130	530	2	9.99	137.54
IV-4	Q-628	215	422	48	9.99	4350.68
IV-5	Q-628	64	422	4	9.99	107.62
IV-6	Q-628	215	460	48	9.99	4742.45
IV-7	Q-628	64	460	4	9.99	117.31
IV-8	Q-628	130	422	2	9.99	109.51
IV-9	Q-628	130	460	2	9.99	119.37
IV-10	Q-628	60	530	2	9.99	63.30
IV-11	Q-628	60	422	2	9.99	50.41

Mreže - specifikacija

Pozicija	Oznaka mreže	B [cm]	L [cm]	n	Teža enote [kg/m2]	Skupna teža [kg]
IV-12	Q-628	60	460	2	9.99	54.94
IV-13	Q-628	215	484	18	9.99	1871.21
IV-14	Q-628	215	375	4	9.99	321.75
IV-15	Q-628	215	360	2	9.99	154.75
IV-16	Q-628	215	337	2	9.99	144.98
IV-17	Q-628	215	315	2	9.99	135.21
IV-18	Q-628	215	292	2	9.99	125.44
IV-19	Q-628	215	269	2	9.99	115.66
IV-20	Q-628	215	247	2	9.99	105.89
IV-21	Q-628	215	224	2	9.99	96.12
IV-22	Q-628	215	74	2	9.99	31.82
IV-23	Q-628	215	80	2	9.99	34.57
IV-24	Q-628	60	600	2	9.99	72.01
IV-25	Q-628	60	81	2	9.99	9.71
IV-26	Q-628	215	90	1	9.99	19.24
IV-27	Q-628	215	96	1	9.99	20.61
IV-28	Q-628	215	102	1	9.99	21.99
IV-29	Q-628	215	109	1	9.99	23.36
IV-30	Q-628	215	115	1	9.99	24.74
IV-31	Q-628	215	122	1	9.99	26.11
IV-32	Q-628	215	128	1	9.99	27.49
IV-33	Q-628	215	134	1	9.99	28.86
IV-34	Q-628	215	141	1	9.99	30.24
IV-35	Q-628	215	490	30	9.99	3157.34
IV-36	Q-628	215	376	2	9.99	161.41
IV-37	Q-628	215	369	2	9.99	158.66
IV-38	Q-628	215	363	2	9.99	155.91
IV-39	Q-628	215	357	2	9.99	153.17
IV-40	Q-628	215	350	2	9.99	150.42
IV-41	Q-628	215	344	2	9.99	147.67
IV-42	Q-628	215	337	2	9.99	144.93
IV-43	Q-628	215	331	2	9.99	142.18
IV-44	Q-628	215	325	2	9.99	139.43
IV-45	Q-628	215	318	2	9.99	136.69
IV-46	Q-628	215	312	2	9.99	133.94
IV-47	Q-628	215	305	2	9.99	131.19
IV-48	Q-628	215	299	2	9.99	128.45
IV-49	Q-628	215	293	2	9.99	125.70
IV-50	Q-628	215	286	2	9.99	122.95
IV-51	Q-628	215	464	2	9.99	199.32
IV-52	Q-628	215	600	2	9.99	257.74
IV-53	Q-628	215	459	2	9.99	197.17

Mreže - specifikacija						
Pozicija	Oznaka mreže	B [cm]	L [cm]	n	Teža enote [kg/m2]	Skupna teža [kg]
IV-54	Q-628	148	446	2	9.99	131.88
IV-55	Q-628	215	270	2	9.99	115.98
IV-56	Q-628	160	270	2	9.99	86.31
IV-57	Q-628	215	498	18	9.99	1925.33
IV-58	Q-628	86	498	2	9.99	85.57
IV-59	Q-628	165	498	2	9.99	164.18
IV-60	Q-628	188	422	16	9.99	1265.98
IV-61	Q-628	187	530	16	9.99	1581.50
IV-62	Q-628	187	460	16	9.99	1372.62
IV-63	Q-628	215	454	8	9.99	780.10
IV-64	Q-628	180	454	2	9.99	163.28
V-1	Q-785	215	384	2	12.35	204.00
V-2	Q-785	215	391	2	12.35	207.40
V-3	Q-785	215	397	2	12.35	210.80
V-4	Q-785	215	403	2	12.35	214.19
V-5	Q-785	215	410	2	12.35	217.59
V-6	Q-785	215	416	2	12.35	220.98
V-7	Q-785	215	423	2	12.35	224.38
V-8	Q-785	215	429	2	12.35	227.77
V-9	Q-785	215	435	2	12.35	231.17
V-10	Q-785	215	442	2	12.35	234.57
V-11	Q-785	215	448	2	12.35	237.96
V-12	Q-785	215	454	2	12.35	241.36
V-13	Q-785	215	490	24	12.35	3122.57
V-14	Q-785	215	406	4	12.35	431.21
V-15	Q-785	173	406	2	12.35	173.49
V-16	Q-785	215	530	2	12.35	281.46
V-17	Q-785	215	530	2	12.35	281.45
V-18	Q-785	187	530	2	12.35	244.77
V-19	Q-785	215	422	4	12.35	448.21
V-20	Q-785	215	422	4	12.35	448.20
V-21	Q-785	215	422	4	12.35	448.20
V-22	Q-785	80	422	2	12.35	83.17
V-23	Q-785	74	422	2	12.35	76.70
Skupaj						106801.67
POZ.: Zunanji DJ(ABS) -dvigalni jašek (1 kos)						
II-1	Q-335	214	600	12	5.33	821.25
II-2	Q-335	214	106	6	5.33	72.54
Skupaj						893.79

Mreže - specifikacija						
Pozicija	Oznaka mreže	B [cm]	L [cm]	n	Teža enote [kg/m2]	Skupna teža [kg]
POZ.: Zunanje ST -stopnice (1 kos)						
I-1	Q-335	215	299	2	5.33	68.53
I-2	Q-335	69	299	2	5.33	21.99
I-3	Q-335	215	240	2	5.33	54.90
I-4	Q-335	69	240	2	5.33	17.62
Skupaj						163.04

II. Izvleček armature / TECHUB - STEBRI + AB STENE + STOPNICE;

Mreže - izvleček					
Oznaka mreže	B [cm]	L [cm]	n	Teža enote [kg/m2]	Skupna teža [kg]
Q-335	215	600	191	5.33	13132.59
Q-424	215	600	140	6.73	12154.38
Q-503	215	600	542	7.90	55235.22
Q-628	215	600	340	9.99	43816.14
Q-785	215	600	74	12.35	11789.31
Skupaj					136127.64

Mreže - načrt razreza
POZ.: AB STENE
Q-335 (600 cm x 215 cm)

20x

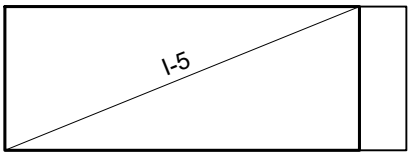

I-5 530 x 215

2x

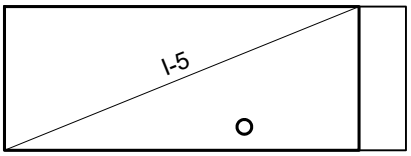

I-5 530 x 215

2x

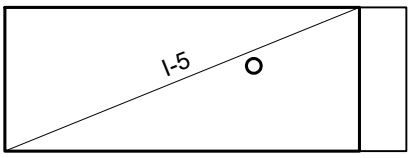

I-5 530 x 215

12x

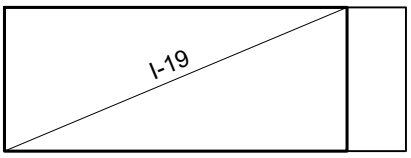

I-19 512 x 215

6x

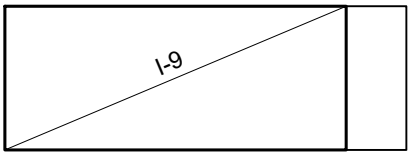

I-9 510 x 215

2x

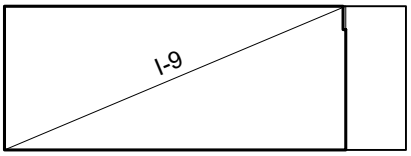

I-9 510 x 215

2x

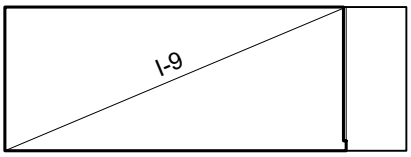

I-9 510 x 215

2x

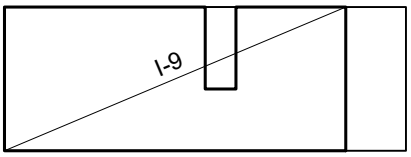

I-9 510 x 215

4x

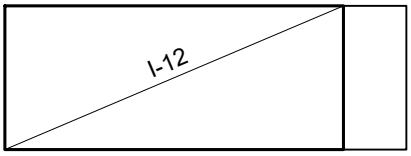

I-12 506 x 215

2x

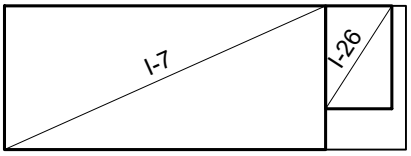

I-7 480 x 215
I-26 154 x 99

2x

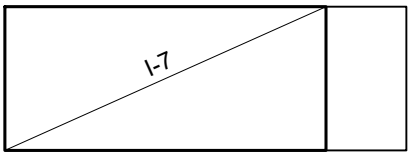

I-7 480 x 215

2x

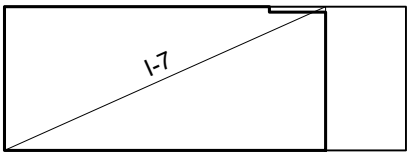

I-7 480 x 215

2x

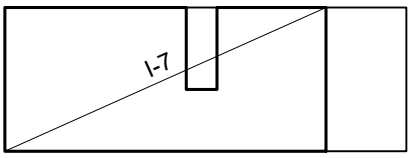

I-7 480 x 215

2x

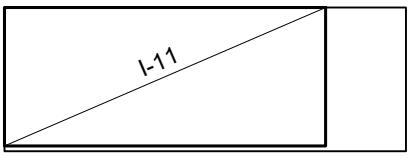

I-11 480 x 207

24x

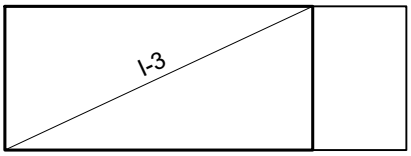

I-3 460 x 215

16x

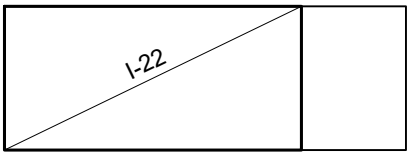

I-22 444 x 215

Mreže - načrt razreza

2x

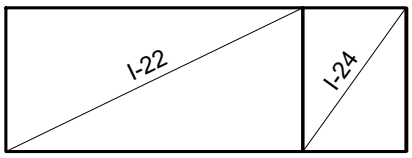

I-22 444 x 215
I-24 154 x 215

2x

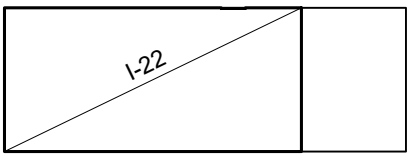

I-22 444 x 215

2x

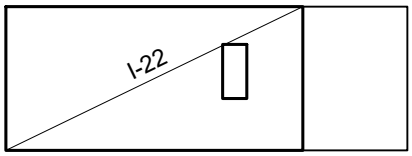

I-22 444 x 215

2x

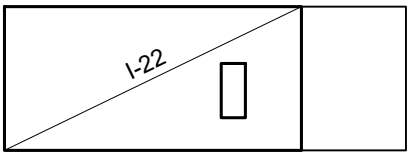

I-22 444 x 215

2x

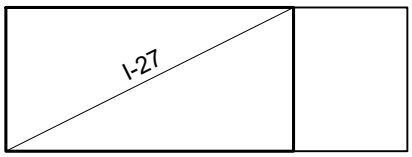

I-27 430 x 215

24x

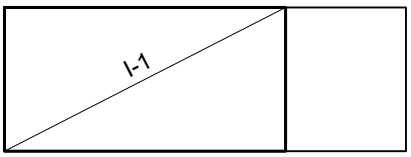

I-1 420 x 215

12x

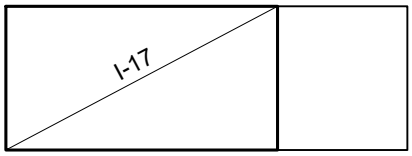

I-17 406 x 215

2x

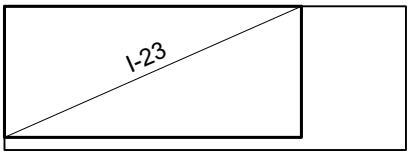

I-23 444 x 196

2x

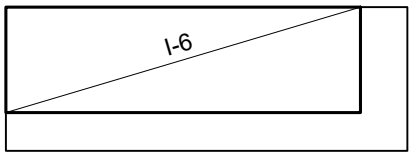

I-6 530 x 158

2x

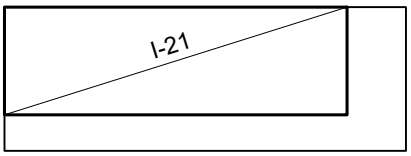

I-21 512 x 161

2x

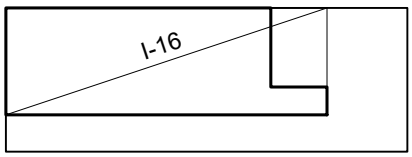

I-16 480 x 160

2x

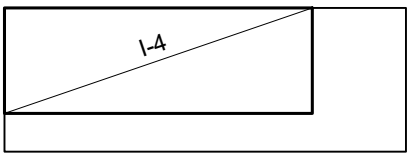

I-4 460 x 158

2x

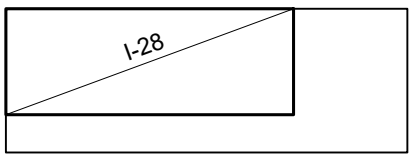

I-28 430 x 159

2x

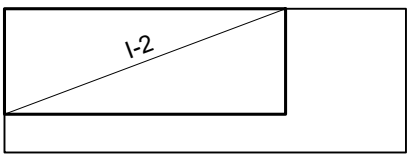

I-2 420 x 158

2x

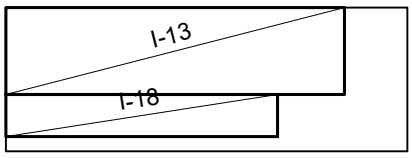

I-13 506 x 130
I-18 406 x 63

1x

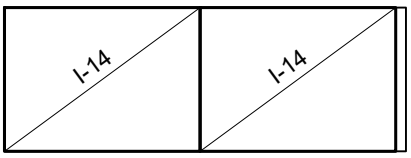

I-14 292 x 215
I-14 292 x 215

2x

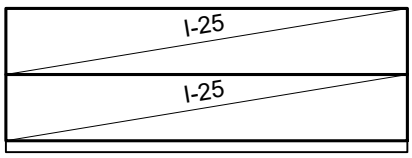

I-25 600 x 99
I-25 600 x 99

1x

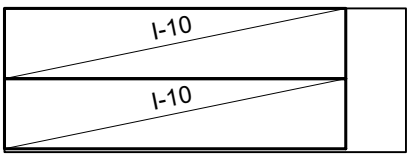

I-10 510 x 105
I-10 510 x 105

Mreže - načrt razreza

1x

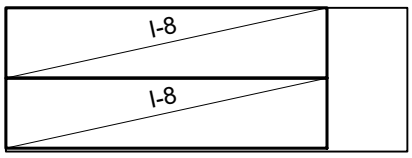

I-8 480 x 105
I-8 480 x 105

1x

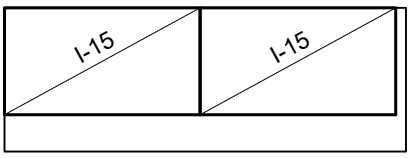

I-15 292 x 160
I-15 292 x 160

Q-424 (600 cm x 215 cm)

3x

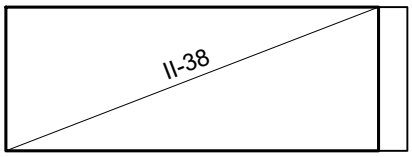

II-38 557 x 215

1x

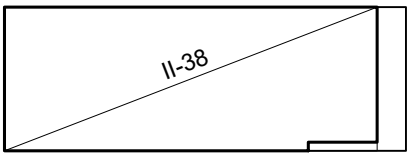

II-38 557 x 215

1x

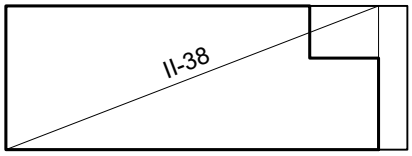

II-38 557 x 215

1x

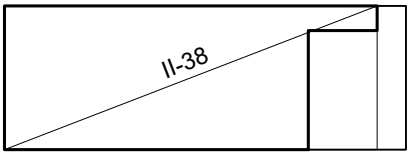

II-38 557 x 215

2x

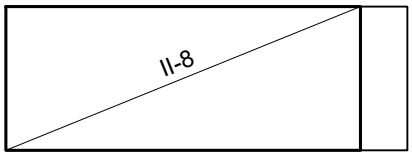

II-8 530 x 215

4x

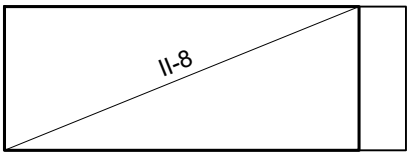

II-8 530 x 215

2x

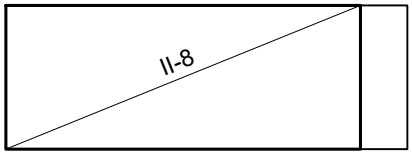

II-8 530 x 215

4x

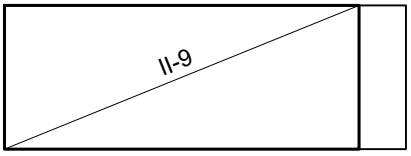

II-9 530 x 215

2x

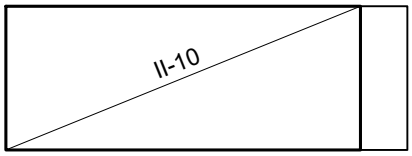

II-10 530 x 215

2x

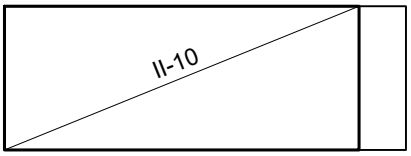

II-10 530 x 215

2x

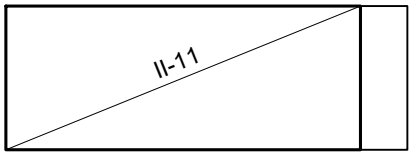

II-11 530 x 215

2x

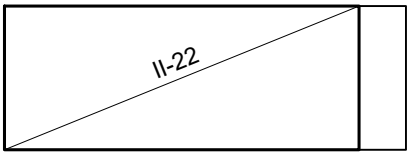

II-22 530 x 215

2x

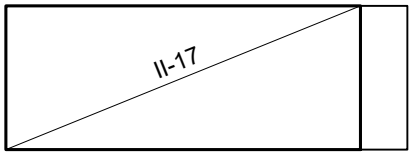

II-17 530 x 215

2x

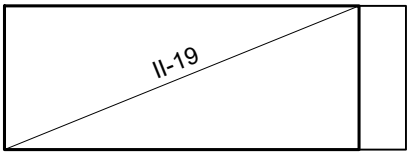

II-19 530 x 215

2x

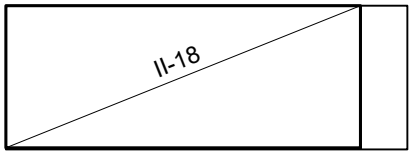

II-18 530 x 213

2x

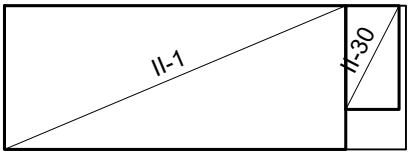

II-1 510 x 215
II-30 155 x 80

Mreže - načrt razreza

2x

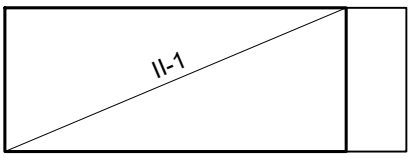

II-1 510 x 215

2x

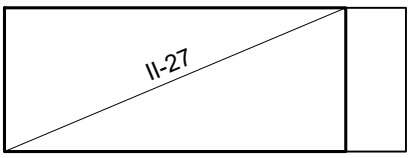

II-27 510 x 215

2x

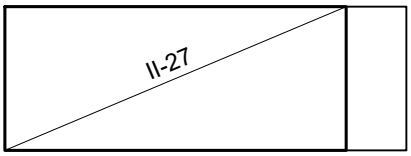

II-27 510 x 215

2x

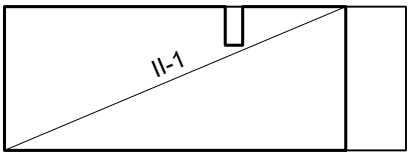

II-1 510 x 215

2x

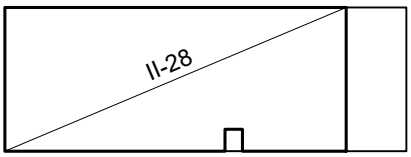

II-28 510 x 215

2x

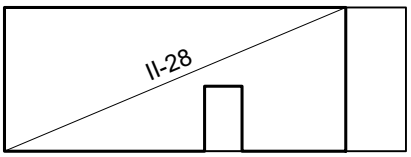

II-28 510 x 215

20x

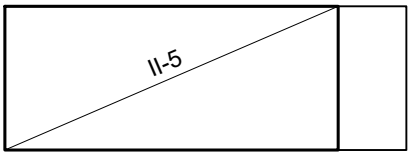

II-5 498 x 215

2x

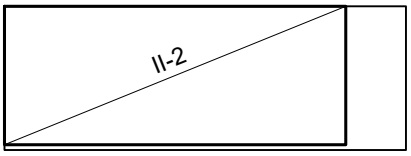

II-2 510 x 207

2x

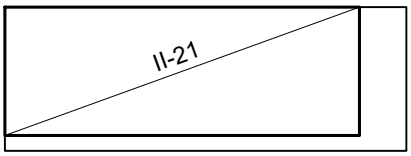

II-21 530 x 192

2x

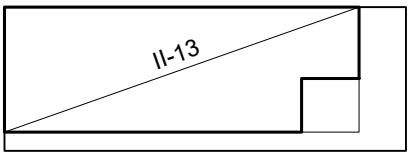

II-13 530 x 187

2x

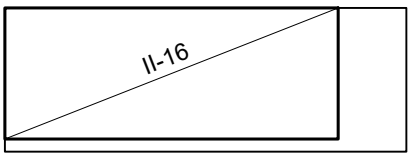

II-16 498 x 196

2x

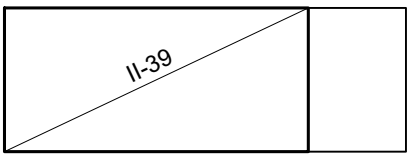

II-39 454 x 215

4x

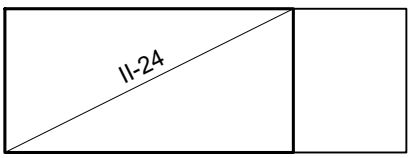

II-24 431 x 215

2x

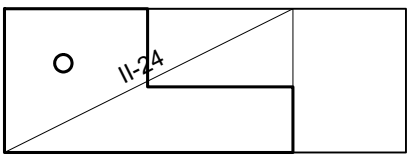

II-24 431 x 215

2x

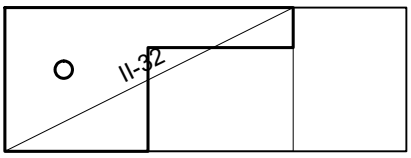

II-32 431 x 215

1x

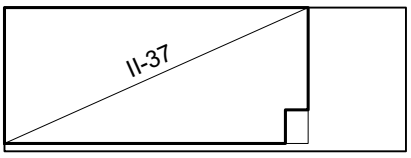

II-37 454 x 203

1x

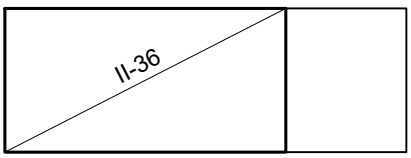

II-36 420 x 215

1x

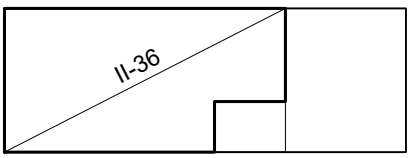

II-36 420 x 215

Mreže - načrt razreza

2x

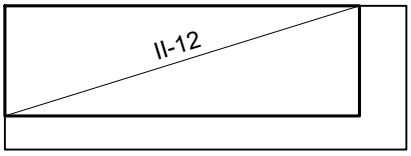

II-12 530 x 165

16x

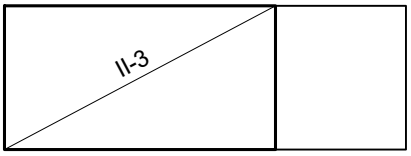

II-3 405 x 215

2x

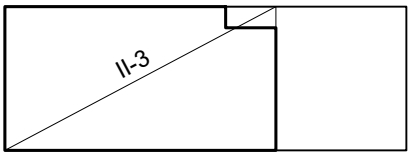

II-3 405 x 215

2x

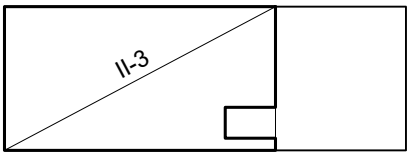

II-3 405 x 215

2x

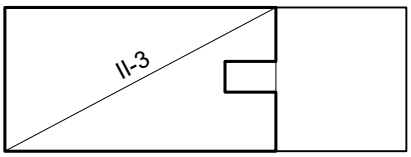

II-3 405 x 215

2x

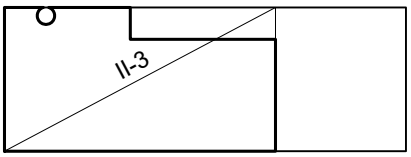

II-3 405 x 215

2x

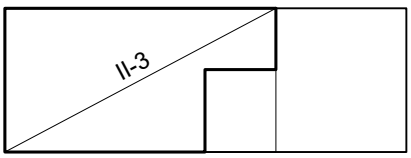

II-3 405 x 215

2x

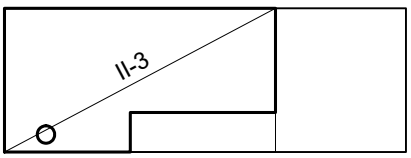

II-3 405 x 215

2x

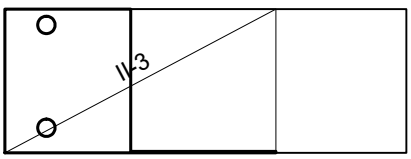

II-3 405 x 215

2x

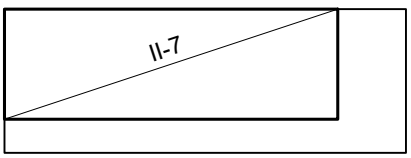

II-7 498 x 165

2x

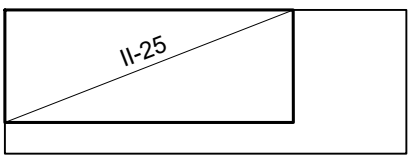

II-25 431 x 168

2x

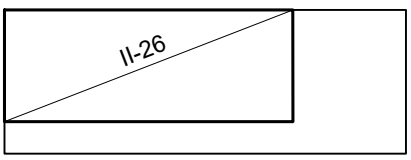

II-26 431 x 167

1x

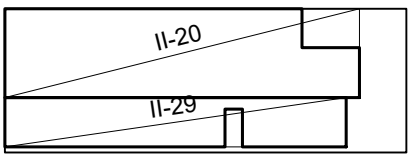

II-20 530 x 133
II-29 510 x 74

1x

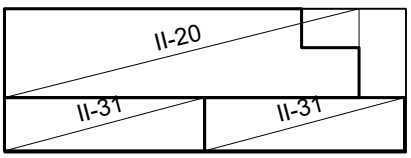

II-20 530 x 133
II-31 299 x 80
II-31 299 x 80

1x

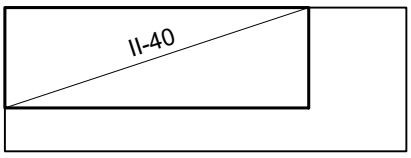

II-40 454 x 150

5x

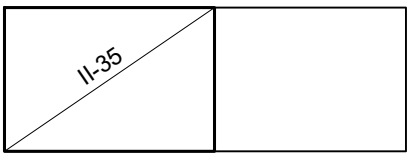

II-35 314 x 215

2x

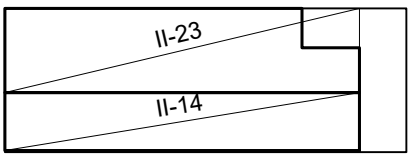

II-23 530 x 126
II-14 530 x 87

1x

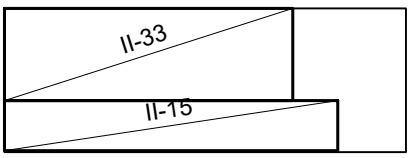

II-33 431 x 138
II-15 498 x 75

Mreže - načrt razreza

1x

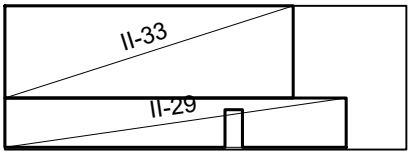

II-33 431 x 138
II-29 510 x 74

1x

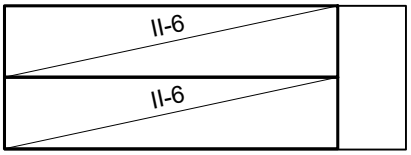

II-6 498 x 107
II-6 498 x 107

1x

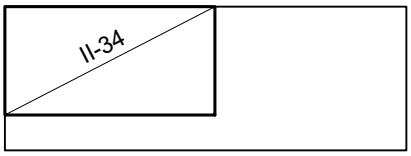

II-34 314 x 162

1x

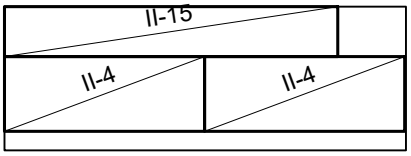

II-15 498 x 75
II-4 299 x 112
II-4 299 x 112

Q-503 (600 cm x 215 cm)

4x

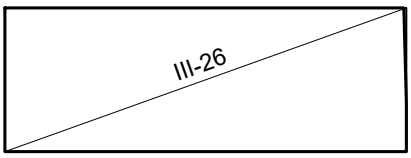

III-26 600 x 215

2x

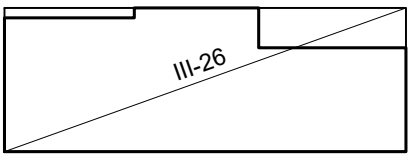

III-26 600 x 215

2x

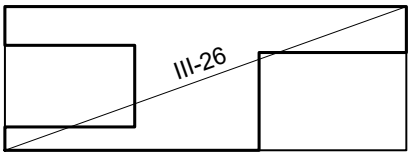

III-26 600 x 215

2x

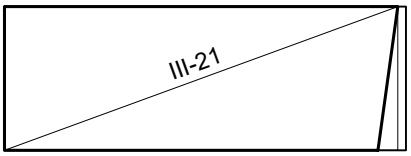

III-21 588 x 215

2x

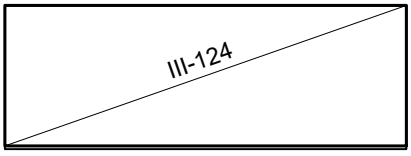

III-124 600 x 210

4x

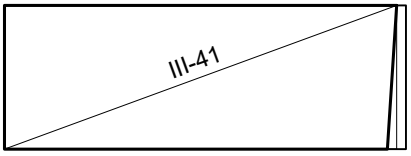

III-41 586 x 215

4x

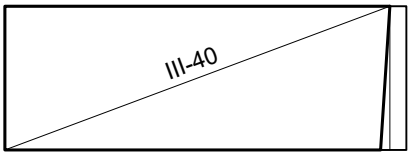

III-40 575 x 215

2x

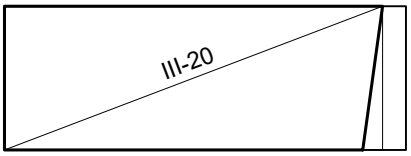

III-20 565 x 215

4x

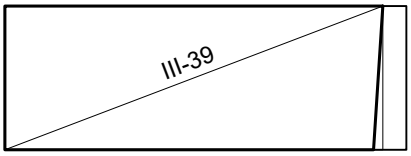

III-39 565 x 215

2x

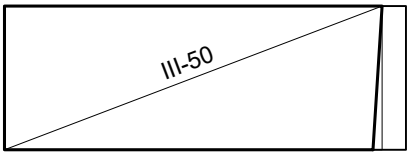

III-50 564 x 215

2x

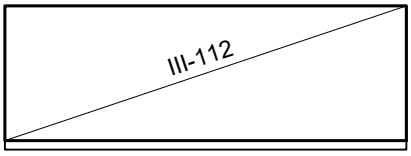

III-112 600 x 201

4x

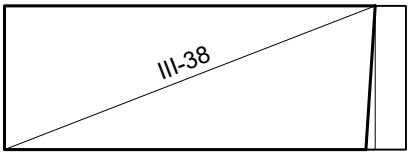

III-38 554 x 215

2x

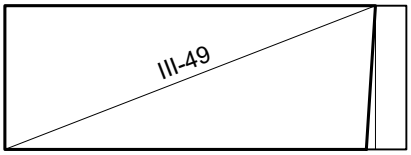

III-49 554 x 215

4x

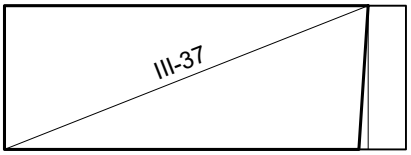

III-37 543 x 215

Mreže - načrt razreza

2x

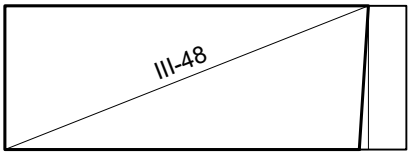

III-48 543 x 215

2x

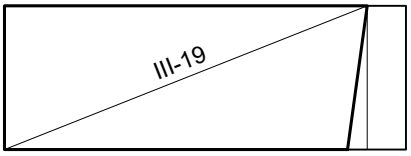

III-19 542 x 215

2x

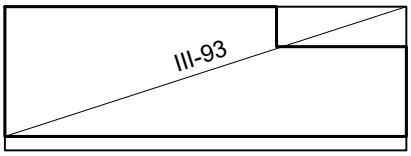

III-93 600 x 194

4x

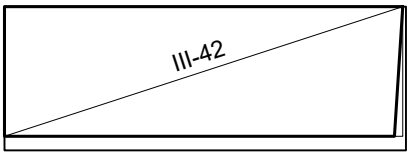

III-42 595 x 194

4x

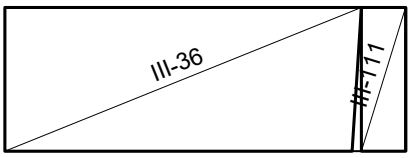

III-36 533 x 215
III-111 66 x 215

2x

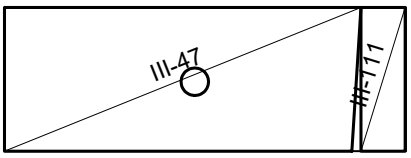

III-47 533 x 215
III-111 66 x 215

16x

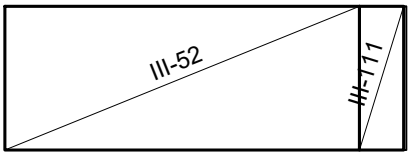

III-52 530 x 215
III-111 66 x 215

2x

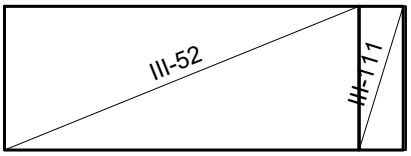

III-52 530 x 215
III-111 66 x 215

2x

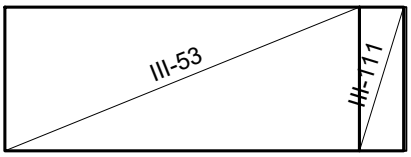

III-53 530 x 215
III-111 66 x 215

2x

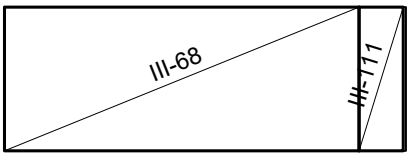

III-68 530 x 215
III-111 66 x 215

2x

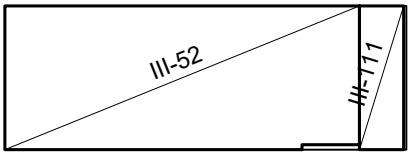

III-52 530 x 215
III-111 66 x 215

2x

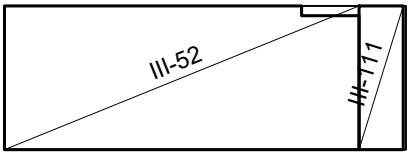

III-52 530 x 215
III-111 66 x 215

2x

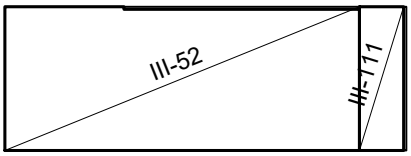

III-52 530 x 215
III-111 66 x 215

1x

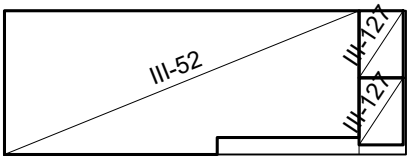

III-52 530 x 215
III-127 66 x 100
III-127 66 x 100

1x

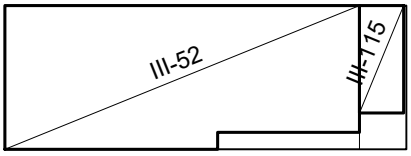

III-52 530 x 215
III-115 66 x 161

2x

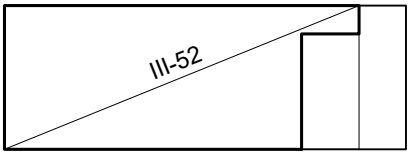

III-52 530 x 215

2x

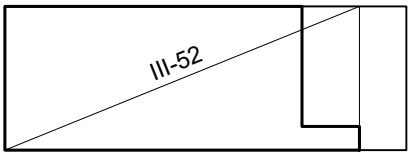

III-52 530 x 215

2x

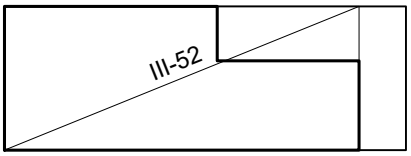

III-52 530 x 215

Mreže - načrt razreza

2x

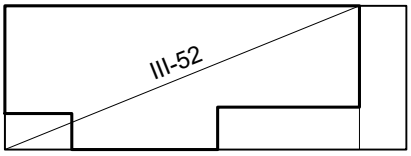

III-52 530 x 215

2x

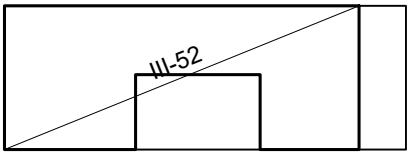

III-52 530 x 215

2x

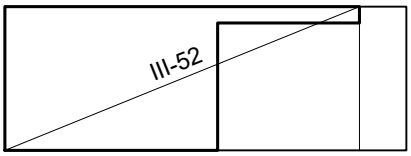

III-52 530 x 215

2x

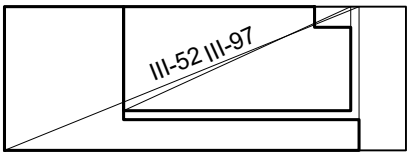

III-52 530 x 215
III-97 339 x 156

2x

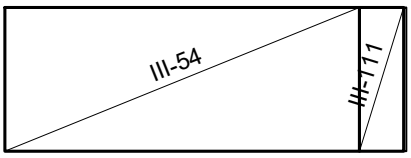

III-54 530 x 215
III-111 66 x 215

2x

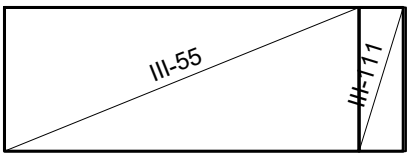

III-55 530 x 215
III-111 66 x 215

2x

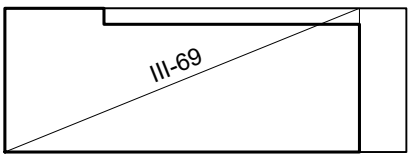

III-69 530 x 215

2x

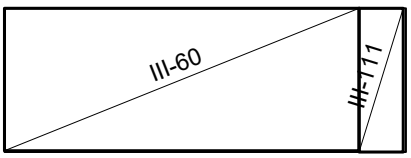

III-60 530 x 213
III-111 66 x 215

2x

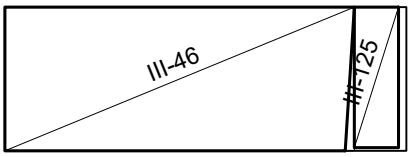

III-46 522 x 215
III-125 66 x 210

1x

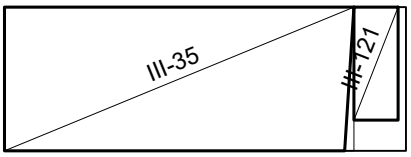

III-35 522 x 215
III-121 66 x 169

1x

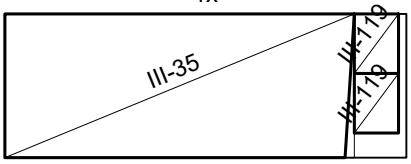

III-35 522 x 215
III-119 66 x 89
III-119 66 x 89

2x

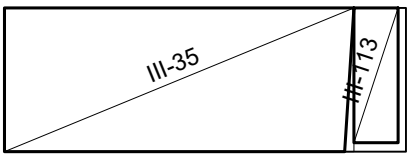

III-35 522 x 215
III-113 66 x 201

2x

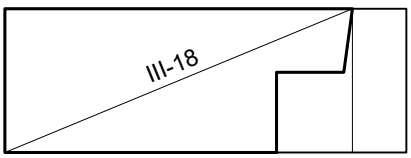

III-18 519 x 215

1x

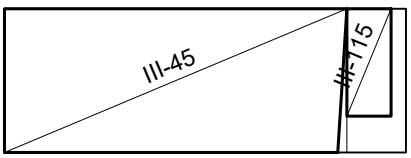

III-45 512 x 215
III-115 66 x 161

1x

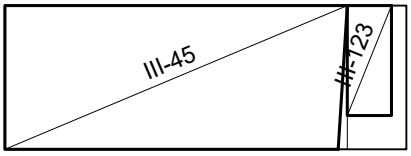

III-45 512 x 215
III-123 66 x 164

4x

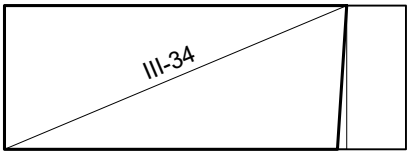

III-34 512 x 215

1x

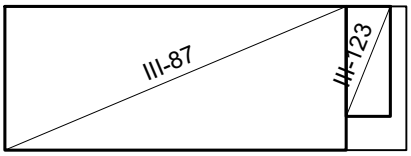

III-87 510 x 215
III-123 66 x 164

2x

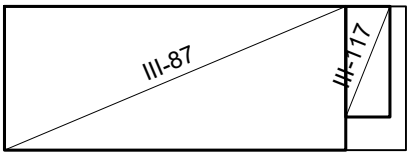

III-87 510 x 215
III-117 66 x 165

Mreže - načrt razreza

1x

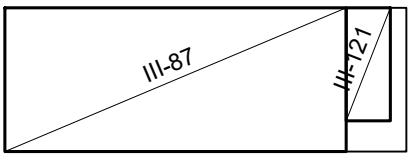

III-87 510 x 215
III-121 66 x 169

2x

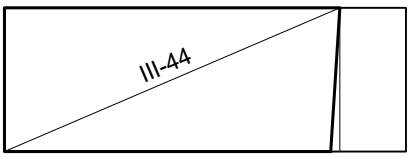

III-44 501 x 215

4x

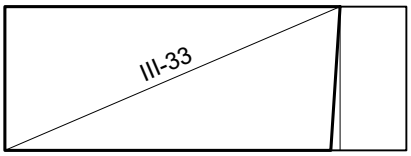

III-33 501 x 215

1x

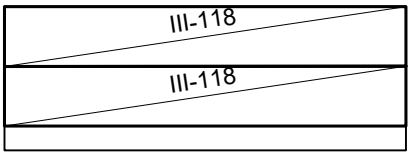

III-118 600 x 90
III-118 600 x 90

2x

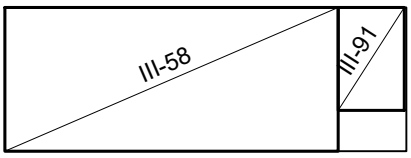

III-58 498 x 215
III-91 154 x 99

36x

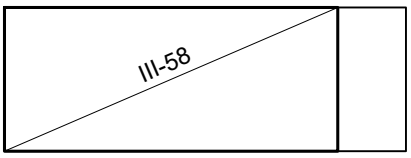

III-58 498 x 215

2x

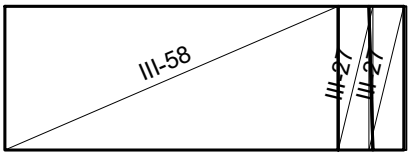

III-58 498 x 215
III-27 52 x 215
III-27 52 x 215

2x

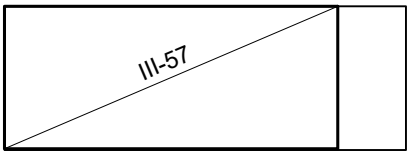

III-57 498 x 213

2x

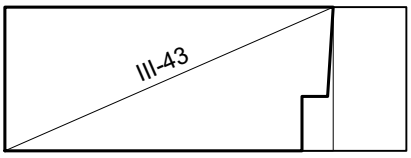

III-43 491 x 215

4x

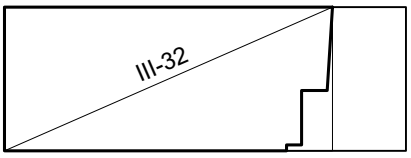

III-32 490 x 215

2x

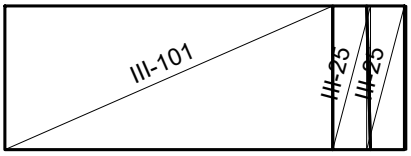

III-101 490 x 215
III-25 57 x 215
III-25 57 x 215

2x

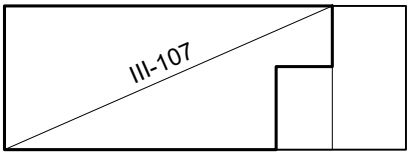

III-107 490 x 215

12x

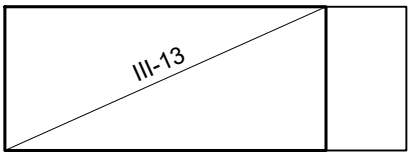

III-13 480 x 215

2x

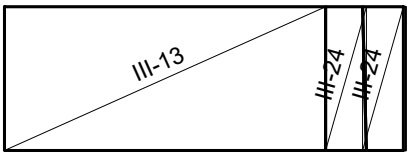

III-13 480 x 215
III-24 61 x 215
III-24 61 x 215

2x

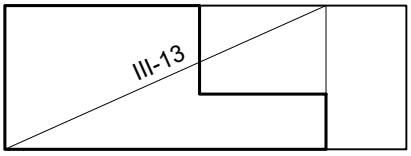

III-13 480 x 215

2x

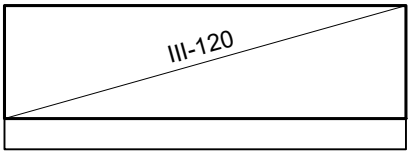

III-120 600 x 169

2x

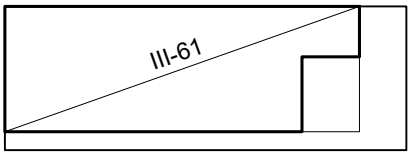

III-61 530 x 187

4x

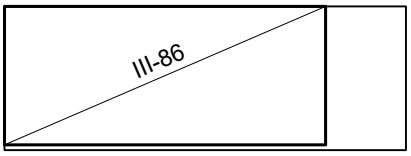

III-86 480 x 207

Mreže - načrt razreza

2x

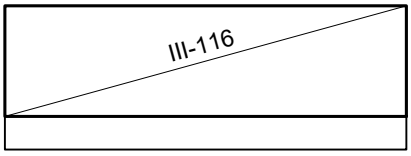

III-116 600 x 165

2x

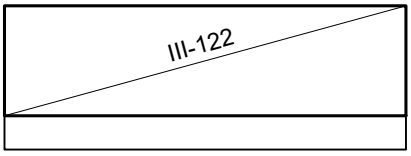

III-122 600 x 164

2x

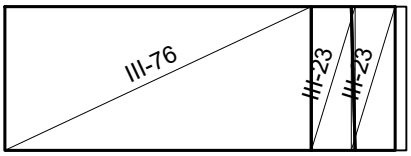

III-76 458 x 215
III-23 66 x 215
III-23 66 x 215

2x

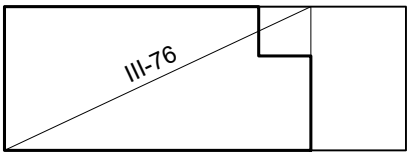

III-76 458 x 215

8x

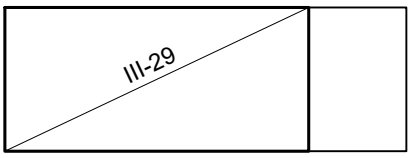

III-29 454 x 215

4x

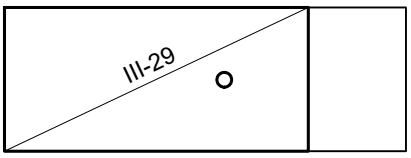

III-29 454 x 215

4x

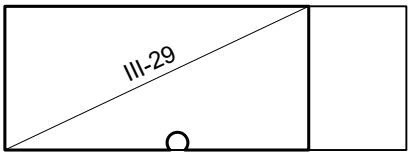

III-29 454 x 215

4x

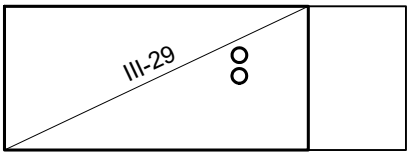

III-29 454 x 215

4x

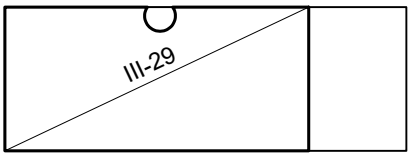

III-29 454 x 215

4x

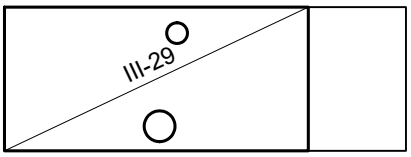

III-29 454 x 215

4x

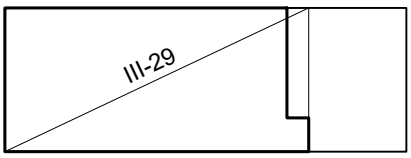

III-29 454 x 215

2x

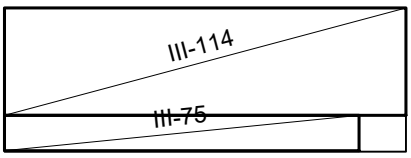

III-114 600 x 161
III-75 530 x 53

2x

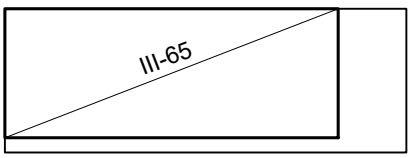

III-65 498 x 193

2x

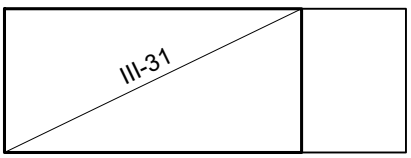

III-31 444 x 215

2x

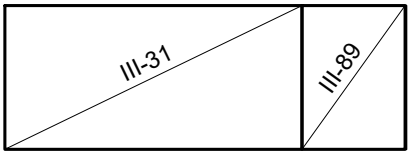

III-31 444 x 215
III-89 154 x 215

4x

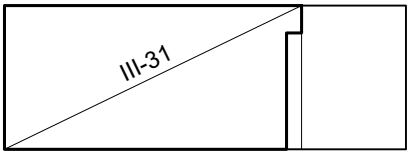

III-31 444 x 215

2x

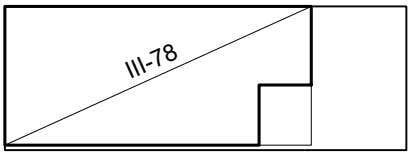

III-78 458 x 207

2x

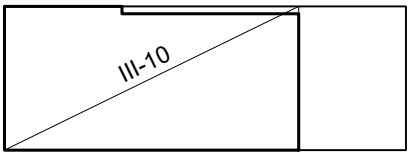

III-10 440 x 215

Mreže - načrt razreza

2x

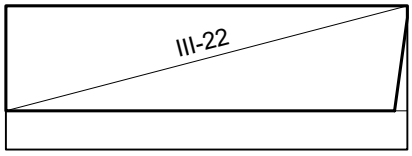

III-22 600 x 157

2x

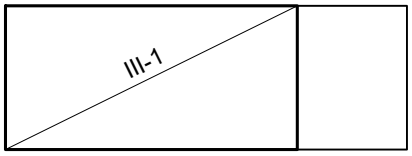

III-1 436 x 215

2x

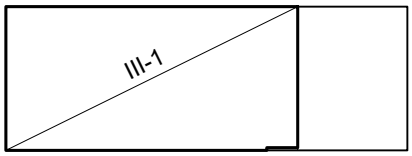

III-1 436 x 215

2x

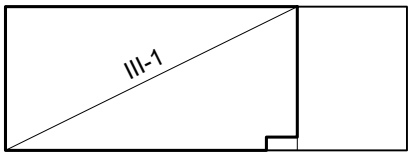

III-1 436 x 215

2x



III-77 458 x 203

2x

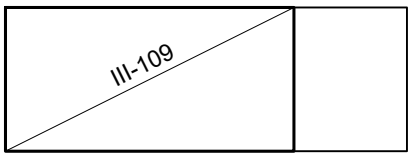

III-109 431 x 215

2x

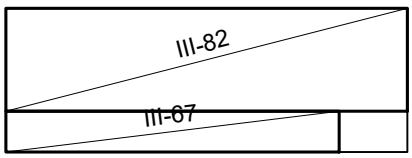

III-82 600 x 154
III-67 498 x 61

2x

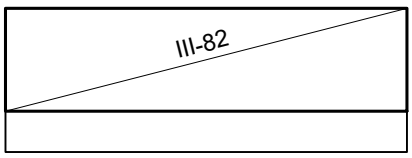

III-82 600 x 154

2x

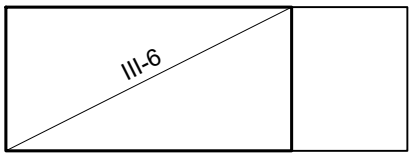

III-6 427 x 215

2x

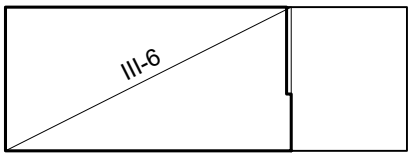

III-6 427 x 215

2x

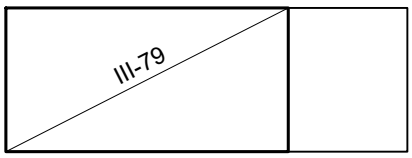

III-79 422 x 215

2x

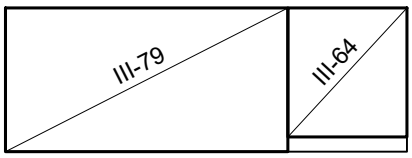

III-79 422 x 215
III-64 178 x 193

16x

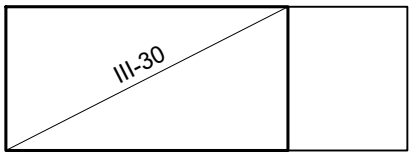

III-30 421 x 215

8x

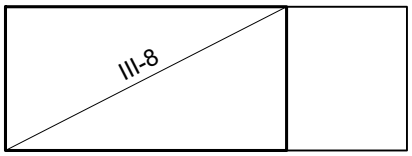

III-8 420 x 215

2x

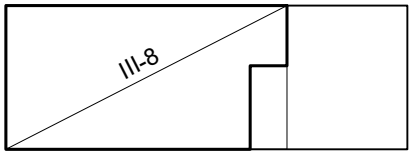

III-8 420 x 215

76x

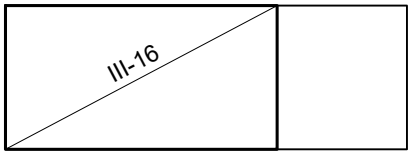

III-16 406 x 215

2x

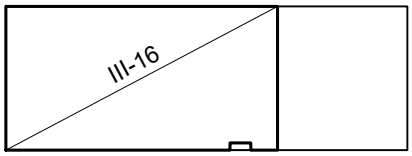

III-16 406 x 215

2x

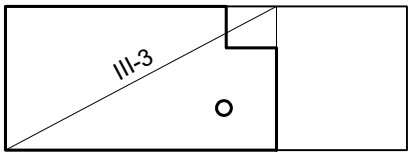

III-3 405 x 215

Mreže - načrt razreza

2x

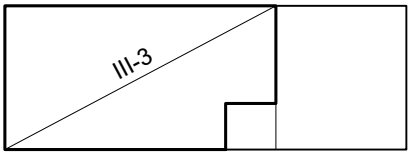

III-3 405 x 215

2x

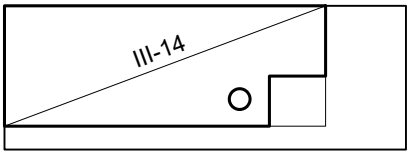

III-14 480 x 180

2x

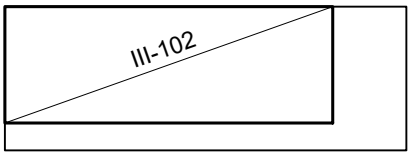

III-102 490 x 174

2x

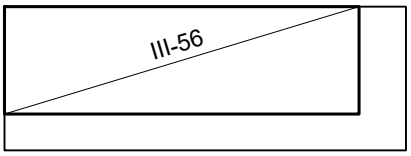

III-56 530 x 161

2x

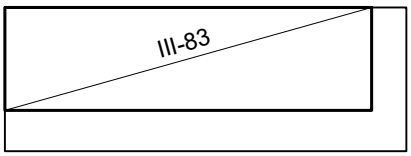

III-83 548 x 154

2x

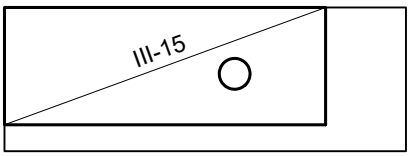

III-15 480 x 175

6x

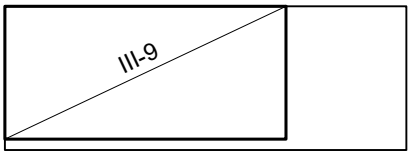

III-9 420 x 199

2x

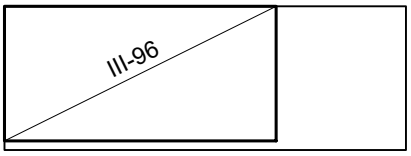

III-96 406 x 201

4x

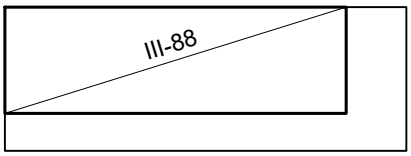

III-88 510 x 159

2x

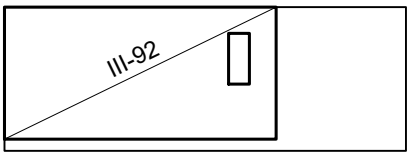

III-92 406 x 198

4x

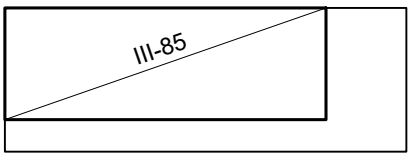

III-85 480 x 167

2x

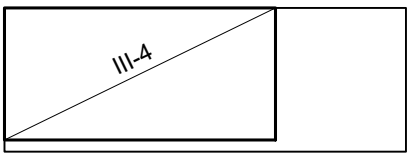

III-4 405 x 198

2x

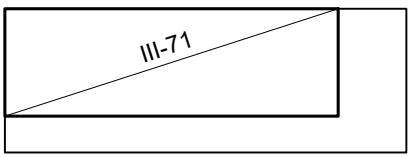

III-71 498 x 161

2x

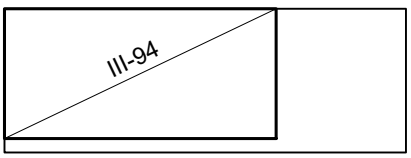

III-94 406 x 194

2x

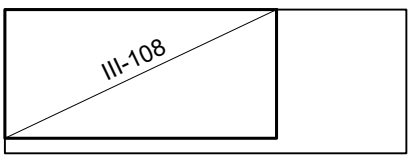

III-108 406 x 192

2x

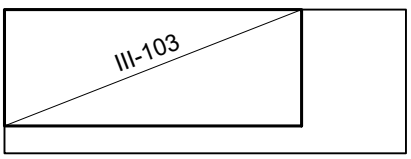

III-103 444 x 174

2x

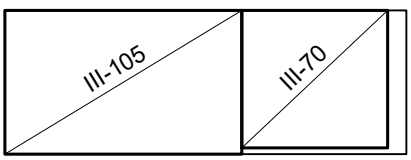

III-105 354 x 215
III-70 218 x 205

4x

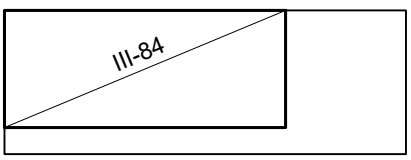

III-84 420 x 175

Mreže - načrt razreza

4x

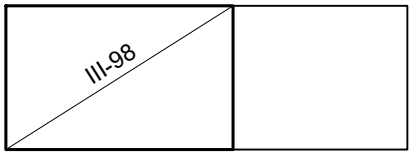

III-98 339 x 215

2x

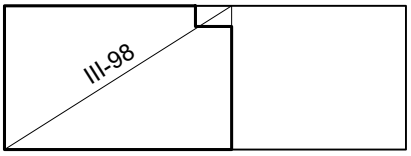

III-98 339 x 215

4x

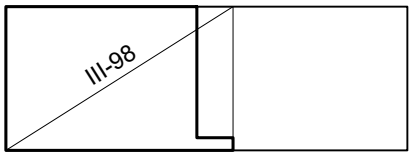

III-98 339 x 215

2x

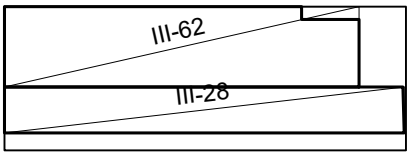

III-62 530 x 120
III-28 597 x 69

2x

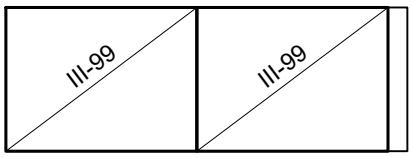

III-99 286 x 215
III-99 286 x 215

2x

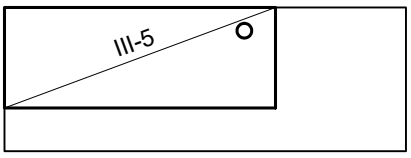

III-5 405 x 150

2x

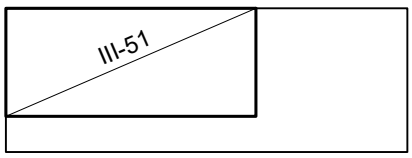

III-51 374 x 162

1x

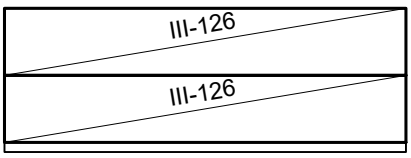

III-126 600 x 100
III-126 600 x 100

2x

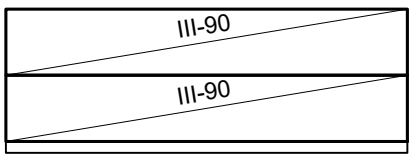

III-90 600 x 99
III-90 600 x 99

2x

III-66 530 x 111
III-63 498 x 101

2x

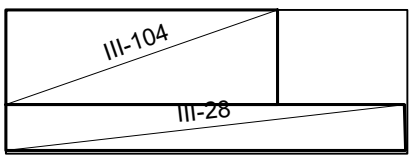

III-104 406 x 141
III-28 597 x 69

2x

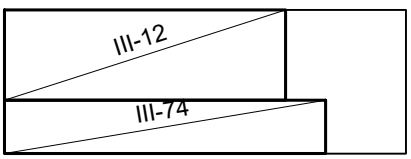

III-12 420 x 135
III-74 480 x 80

2x

III-81 422 x 129
III-59 498 x 75

2x

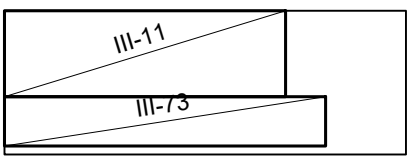

III-11 420 x 129
III-73 480 x 74

2x

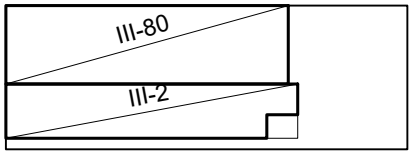

III-80 422 x 117
III-2 436 x 81

2x

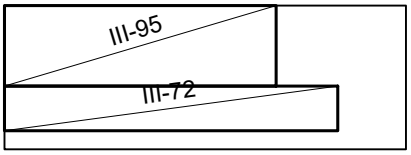

III-95 406 x 120
III-72 498 x 67

2x

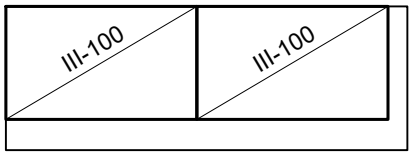

III-100 286 x 169
III-100 286 x 169

1x

III-7 427 x 105
III-7 427 x 105

Mreže - načrt razreza

1x

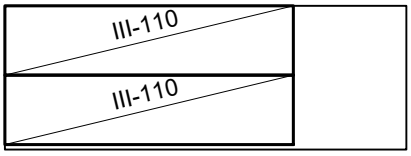

III-110 431 x 104
III-110 431 x 104

1x

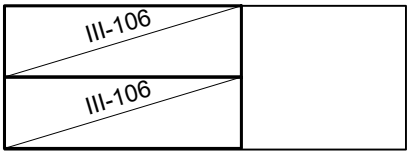

III-106 354 x 107
III-106 354 x 107

1x

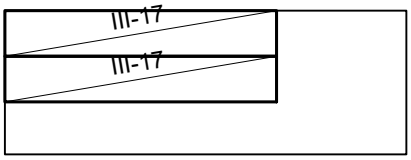

III-17 406 x 68
III-17 406 x 68

Q-628 (600 cm x 215 cm)

2x

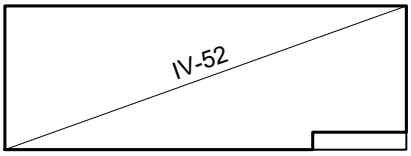

IV-52 600 x 215

2x

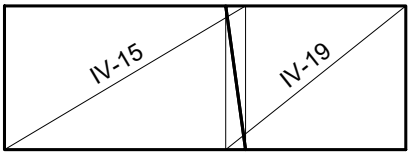

IV-15 360 x 215
IV-19 269 x 215

2x

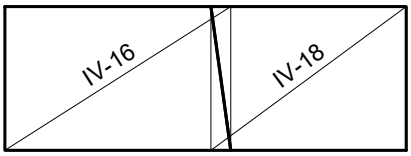

IV-16 337 x 215
IV-18 292 x 215

1x

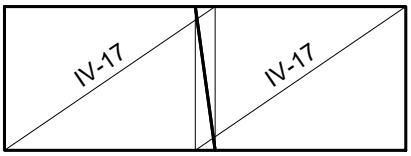

IV-17 315 x 215
IV-17 315 x 215

2x

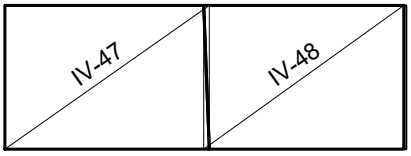

IV-47 305 x 215
IV-48 299 x 215

2x

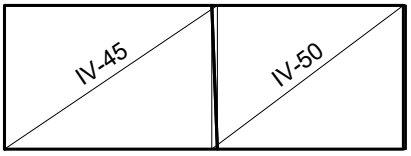

IV-45 318 x 215
IV-50 286 x 215

2x

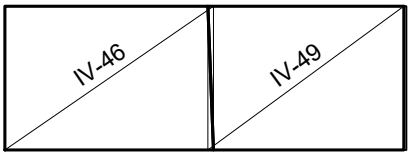

IV-46 312 x 215
IV-49 293 x 215

47x

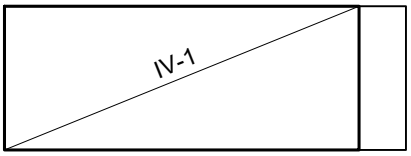

IV-1 530 x 215

1x

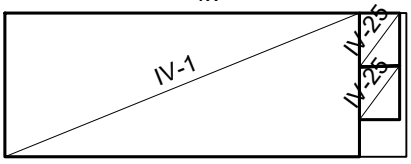

IV-1 530 x 215
IV-25 81 x 60
IV-25 81 x 60

17x

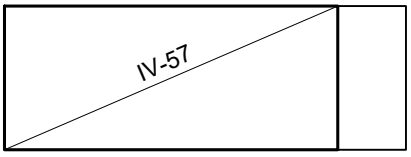

IV-57 498 x 215

1x

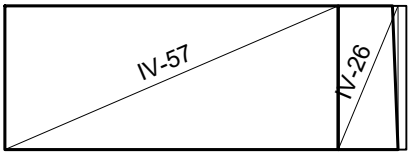

IV-57 498 x 215
IV-26 90 x 215

30x

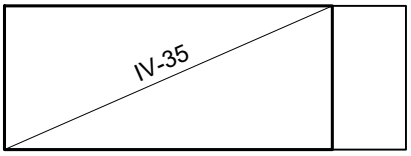

IV-35 490 x 215

18x

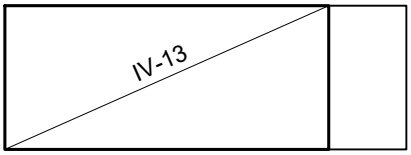

IV-13 484 x 215

2x

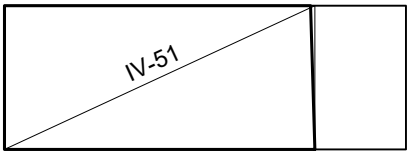

IV-51 464 x 215

Mreže - načrt razreza

1x

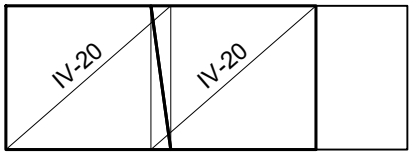

IV-20 247 x 215
IV-20 247 x 215

8x

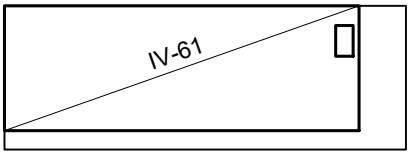

IV-61 530 x 187

8x

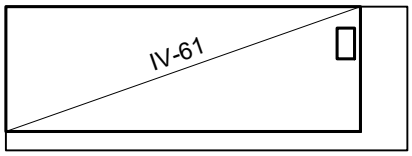

IV-61 530 x 187

48x

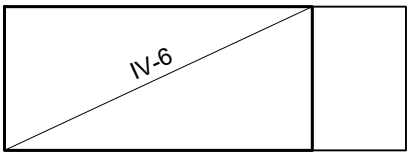

IV-6 460 x 215

2x

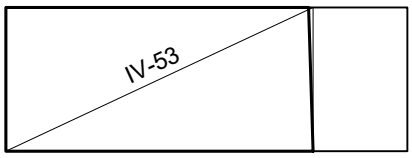

IV-53 459 x 215

8x

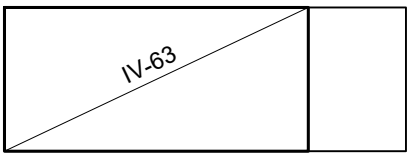

IV-63 454 x 215

2x

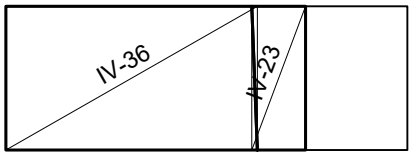

IV-36 376 x 215
IV-23 80 x 215

2x

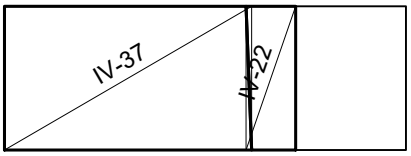

IV-37 369 x 215
IV-22 74 x 215

48x

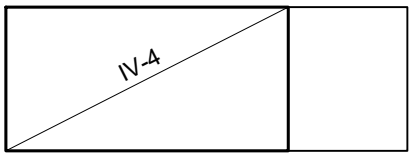

IV-4 422 x 215

1x

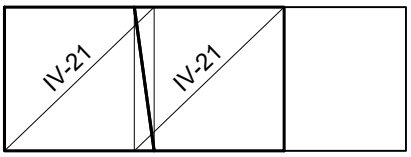

IV-21 224 x 215
IV-21 224 x 215

8x

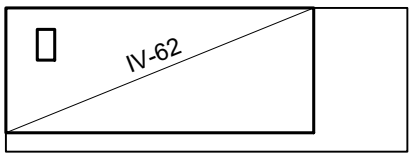

IV-62 460 x 187

8x

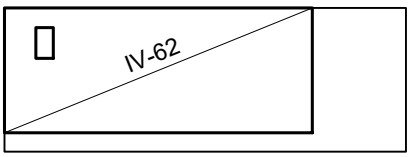

IV-62 460 x 187

2x

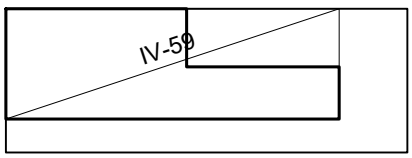

IV-59 498 x 165

2x

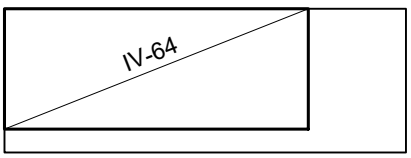

IV-64 454 x 180

1x

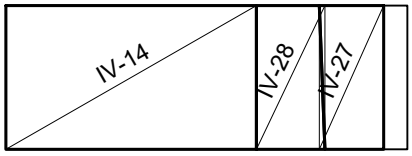

IV-14 375 x 215
IV-28 102 x 215
IV-27 96 x 215

1x

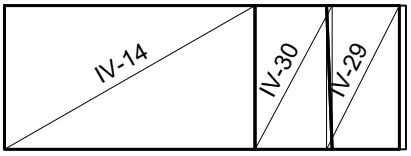

IV-14 375 x 215
IV-30 115 x 215
IV-29 109 x 215

2x

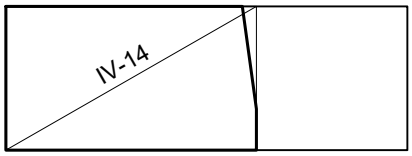

IV-14 375 x 215

16x

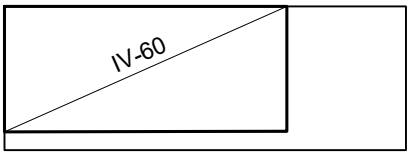

IV-60 422 x 188

Mreže - načrt razreza

2x

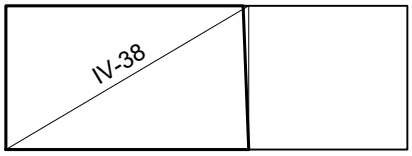

IV-38 363 x 215

1x

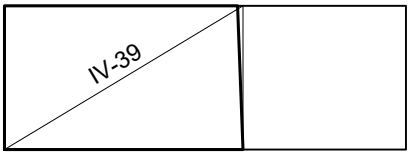

IV-39 357 x 215

1x

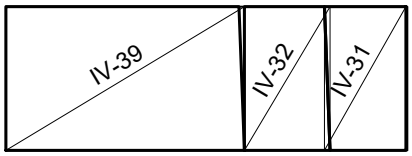

IV-39 357 x 215
IV-32 128 x 215
IV-31 122 x 215

2x

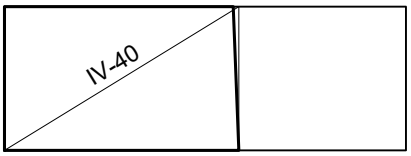

IV-40 350 x 215

2x

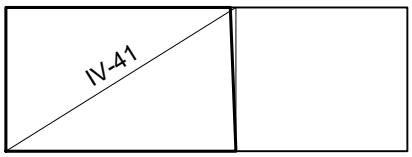

IV-41 344 x 215

2x

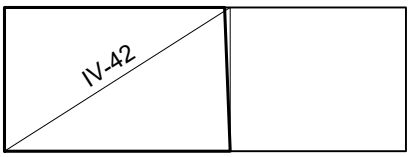

IV-42 337 x 215

1x

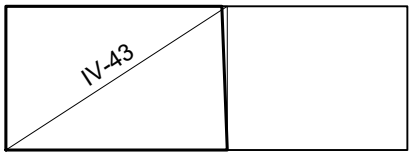

IV-43 331 x 215

1x

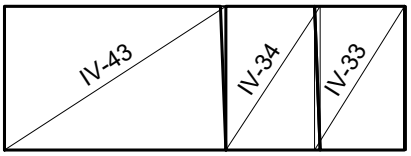

IV-43 331 x 215
IV-34 141 x 215
IV-33 134 x 215

2x

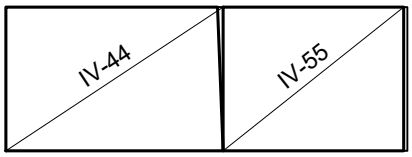

IV-44 325 x 215
IV-55 270 x 215

2x

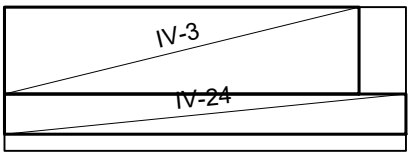

IV-3 530 x 130
IV-24 600 x 60

2x

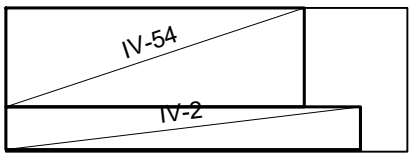

IV-54 446 x 148
IV-2 530 x 64

2x

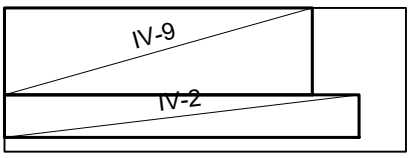

IV-9 460 x 130
IV-2 530 x 64

2x

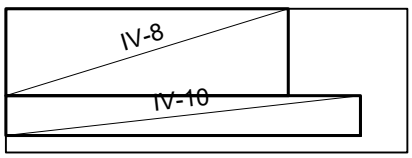

IV-8 422 x 130
IV-10 530 x 60

1x

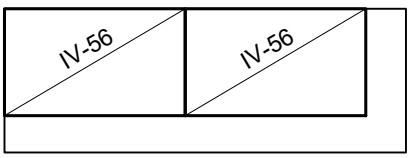

IV-56 270 x 160
IV-56 270 x 160

1x

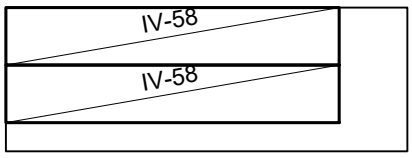

IV-58 498 x 86
IV-58 498 x 86

1x

IV-7 460 x 64
IV-7 460 x 64
IV-7 460 x 64

1x

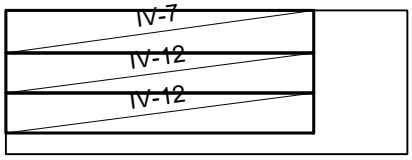

IV-7 460 x 64
IV-12 460 x 60
IV-12 460 x 60

1x

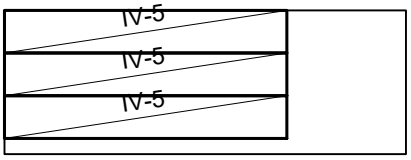

IV-5 422 x 64
IV-5 422 x 64
IV-5 422 x 64

Mreže - načrt razreza

1x

IV-5 422 x 64
IV-11 422 x 60
IV-11 422 x 60

Q-785 (600 cm x 215 cm)

2x

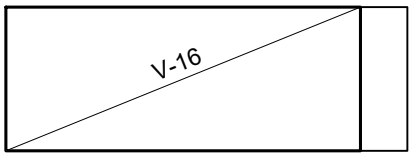

V-16 530 x 215

2x

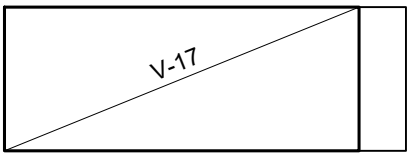

V-17 530 x 215

24x

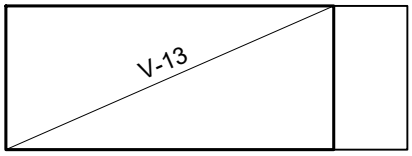

V-13 490 x 215

2x

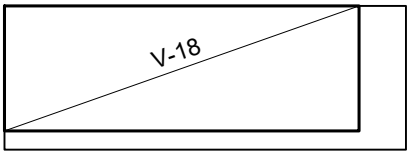

V-18 530 x 187

2x

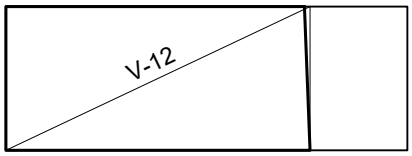

V-12 454 x 215

2x

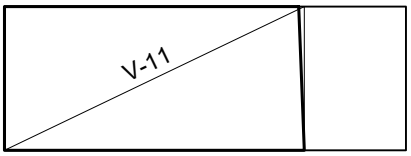

V-11 448 x 215

2x

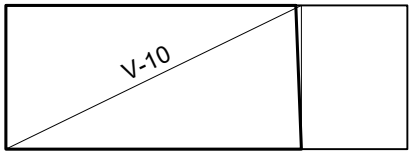

V-10 442 x 215

2x

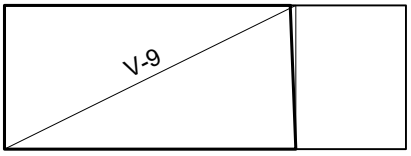

V-9 435 x 215

2x

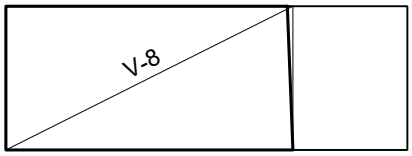

V-8 429 x 215

2x

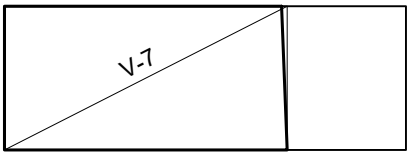

V-7 423 x 215

4x

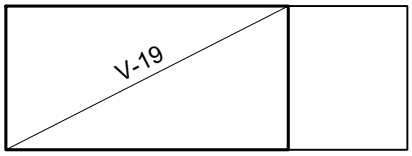

V-19 422 x 215

2x

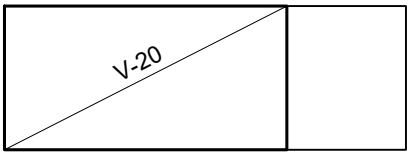

V-20 422 x 215

2x

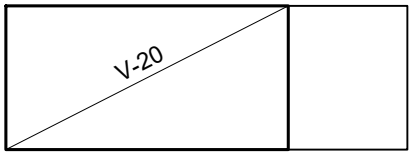

V-20 422 x 215

2x

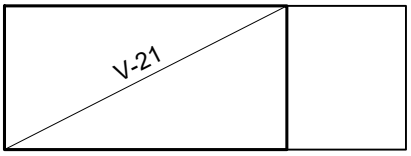

V-21 422 x 215

2x

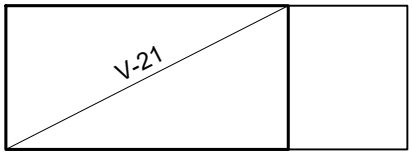

V-21 422 x 215

2x

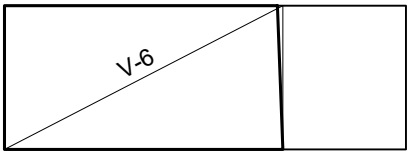

V-6 416 x 215

Mreže - načrt razreza

2x

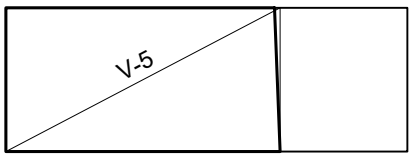

V-5 410 x 215

2x

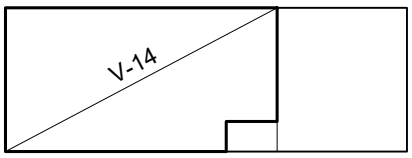

V-14 406 x 215

2x

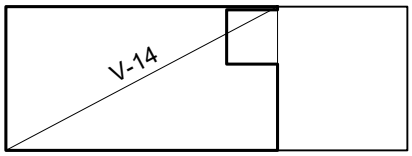

V-14 406 x 215

2x

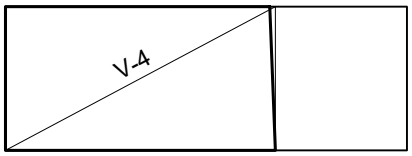

V-4 403 x 215

2x

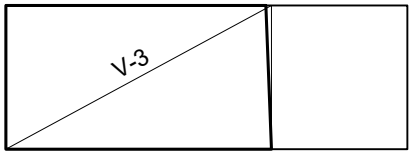

V-3 397 x 215

2x

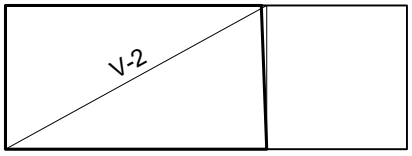

V-2 391 x 215

2x

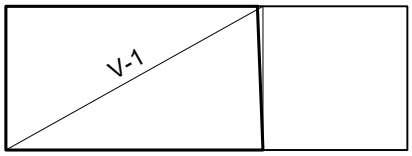

V-1 384 x 215

2x

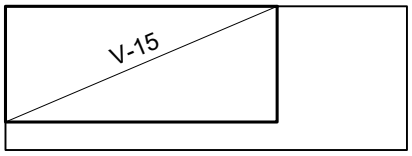

V-15 406 x 173

1x

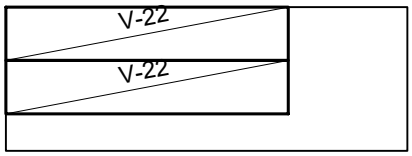

V-22 422 x 80
V-22 422 x 80

1x

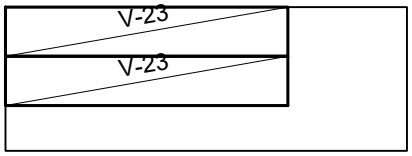

V-23 422 x 74
V-23 422 x 74

POZ.: Zunanji DJ(ABS) -dvigalni jašek

Q-335 (600 cm x 215 cm)

12x

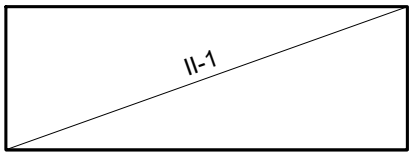

II-1 600 x 214

1x

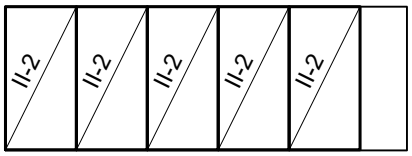

II-2 106 x 214
II-2 106 x 214
II-2 106 x 214
II-2 106 x 214
II-2 106 x 214

1x

II-2 106 x 214

POZ.: Zunanje ST -stopnice

Q-335 (600 cm x 215 cm)

1x

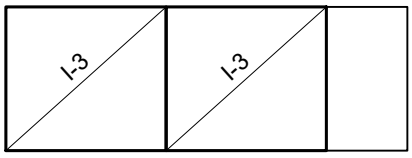

I-3 240 x 215
I-3 240 x 215

1x

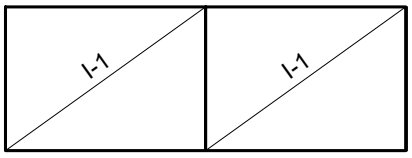

I-1 299 x 215
I-1 299 x 215

Mreže - načrt razreza

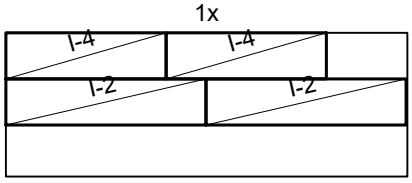

I-4 240 x 69
I-4 240 x 69
I-2 299 x 69
I-2 299 x 69

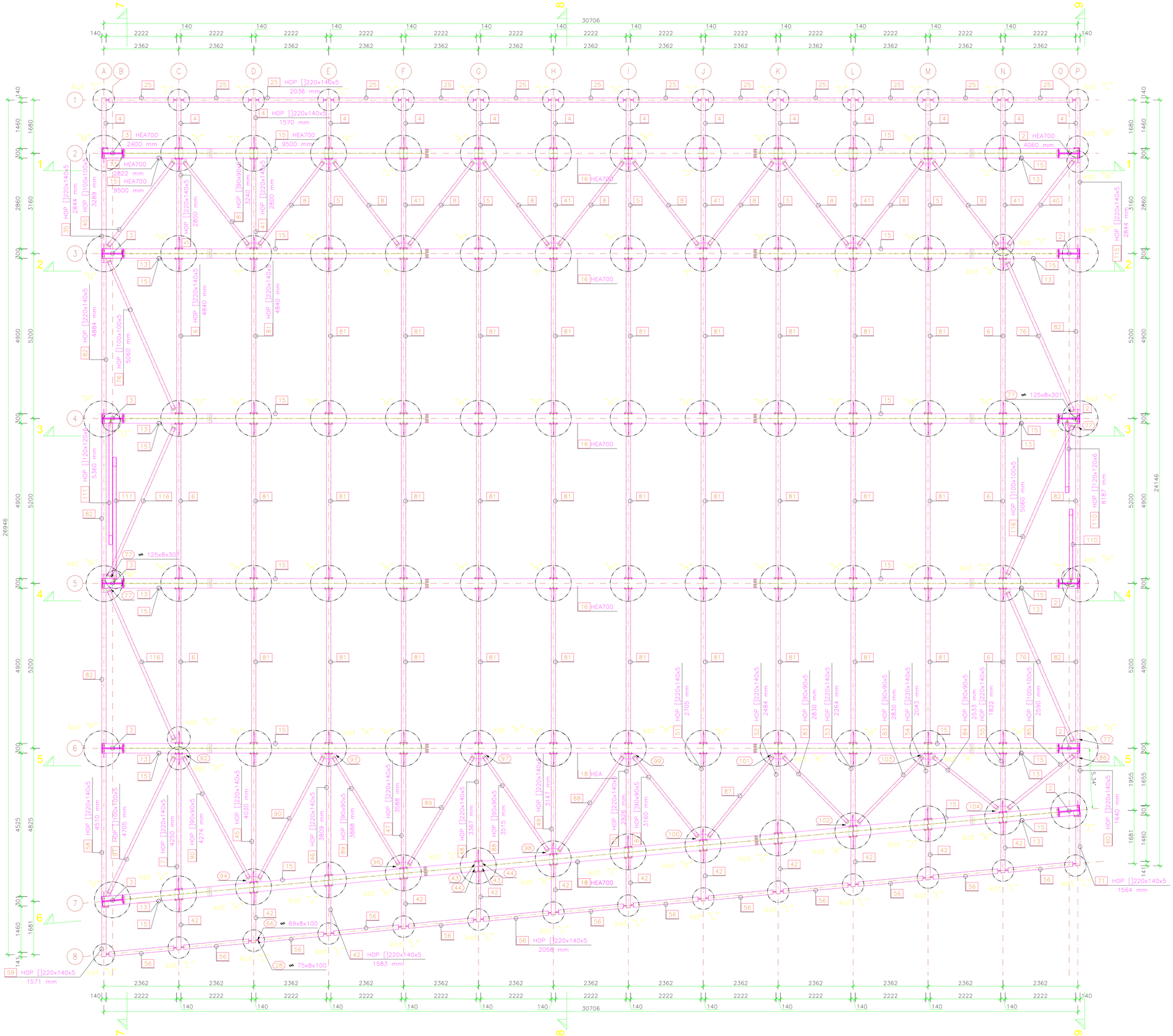

SPREMEMBA	OPIS SPREMEMBE	DATUM

Marko Markoja
projektiranje in tehnično svetovanje, s.p.

MARKO MARKOJA s.p.
Projektiranje in tehnično svetovanje
Prešernova 8, 3320 VELENJE

NAROČNIK / INVESTITOR
MESTNA OBČINA VELENJE
Titov trg 1
3320 Velenje

OBJEKT / LOKACIJA / GRADNJA
TecHUB i4.0

NASLOV RISBE / VSEBINA
2.0.NAČRT S PODROČJA GRADBENIŠTVA
JEKLENE KONSTRUKCIJE
Streha atrija - tloris

NAZIV	IME	ID. ŠT.	PODPIS
VODJA PROJEKTA	Rok ŽEVART, univ.dipl.inž.arh.	ZAPS A-1367	
POOBLAŠČENI INŽENIR	MARKO MARKOJA, univ.dipl.inž.grad.	IZS G - 3082	
SODELAVCI			

ŠT. PROJEKTA	ŠT. NAČRTA	VRSTA NAČRTA	DATUM	MERILO	ŠT. LISTA
34/2022	07/2024	PZI	MAJ. 2024	1:50	J01

[m2]
x.x

PREREZ 1-1

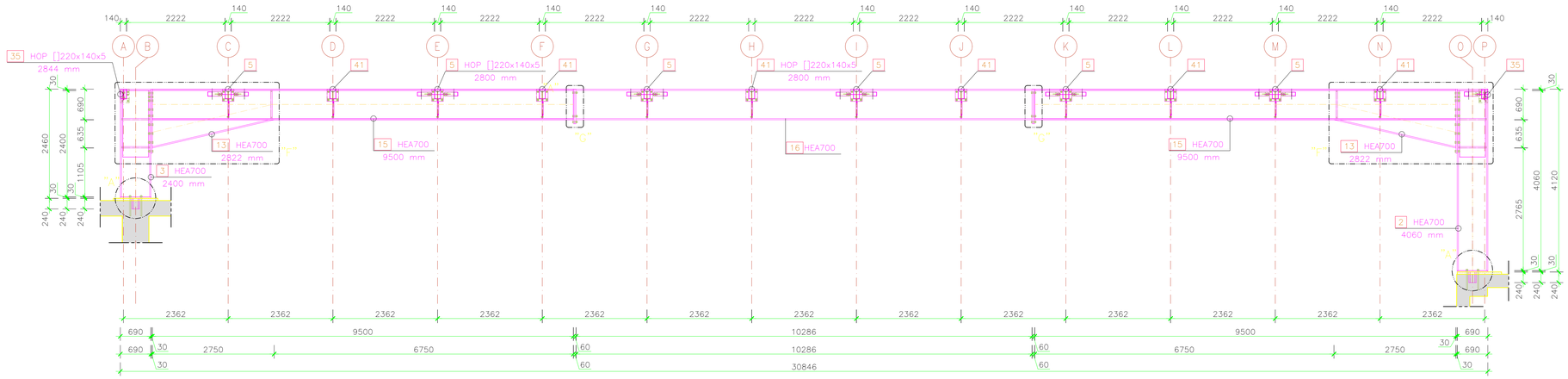

PREREZ 2-2

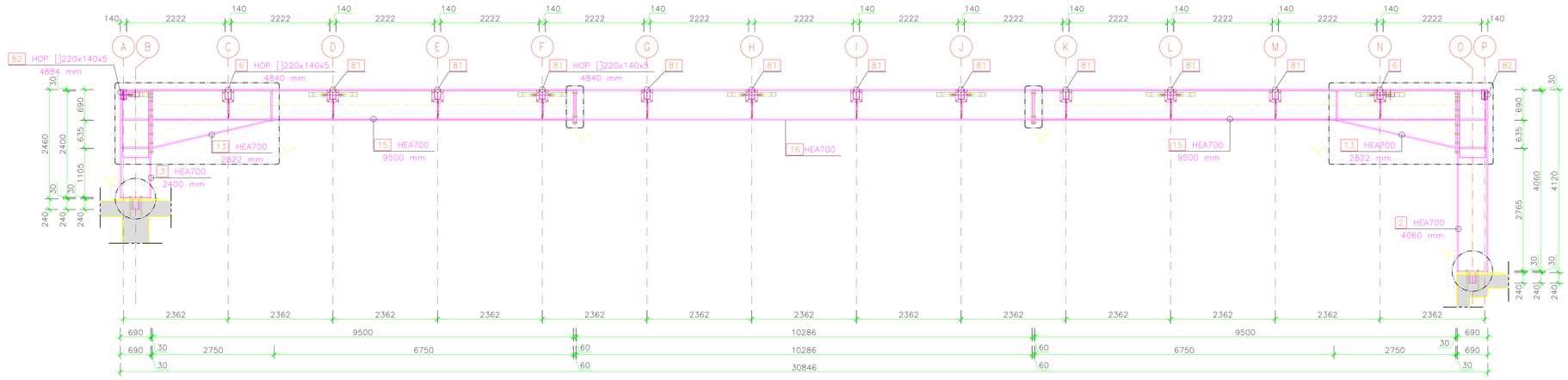

PREREZ 3-3

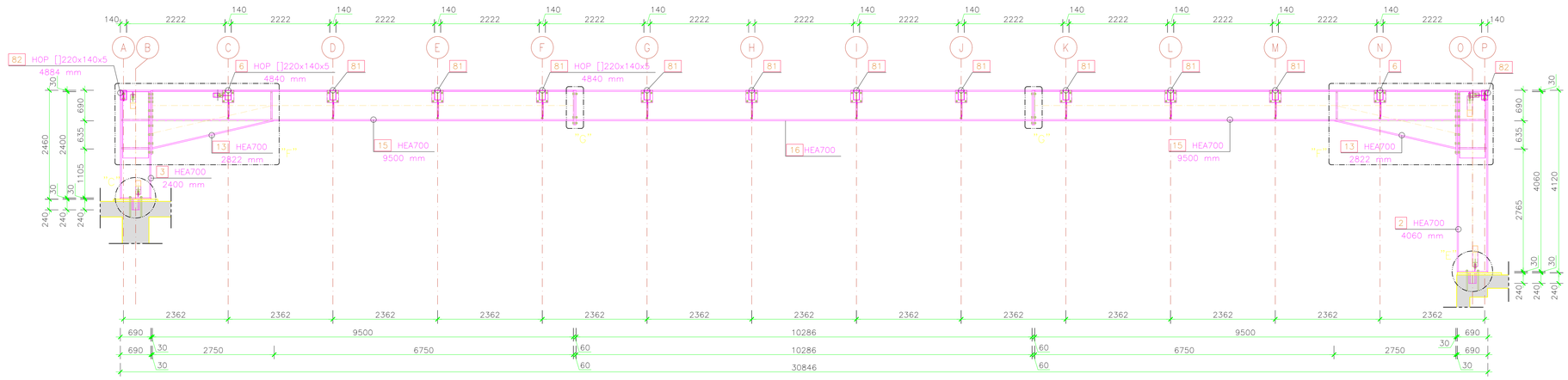

SPREMEMBA	OPIS SPREMEMBE	DATUM

Marko Markoja
MARKO MARKOJA s.p.
Projektiranje in tehnično svetovanje
Prešernova 8, 3320 VELENJE

NAROČNIK / INVESTITOR
MESTNA OBČINA VELENJE
Titov trg 1
3320 Velenje

OBJEKT / LOKACIJA / GRADNJA
TecHUB i4.0

NASLOV RISBE / VSEBINA
2.0.NAČRT S PODROČJA GRADBENIŠTVA
JEKLENE KONSTRUKCIJE
Streha atrija - prerez 1-1, 2-2, 3-3

NAZIV	IME	ID. ŠT.	PODPIS
VODJA PROJEKTA	Rok ŽEVART, univ.dipl.inž.arh.	ZAPIS A-1367	
POOBLAŠČENI INŽENIR	MARKO MARKOJA, univ.dipl.inž.grad.	IZS G - 3082	
SODELAVCI			

ŠT. PROJEKTA	ŠT. NAČRTA	VRSTA NAČRTA	DATUM	MERILO	ŠT. LISTA
34/2022	07/2024	PZI	MAJ. 2024	1:50	J02

[m2]
x.x

PREREZ 4-4

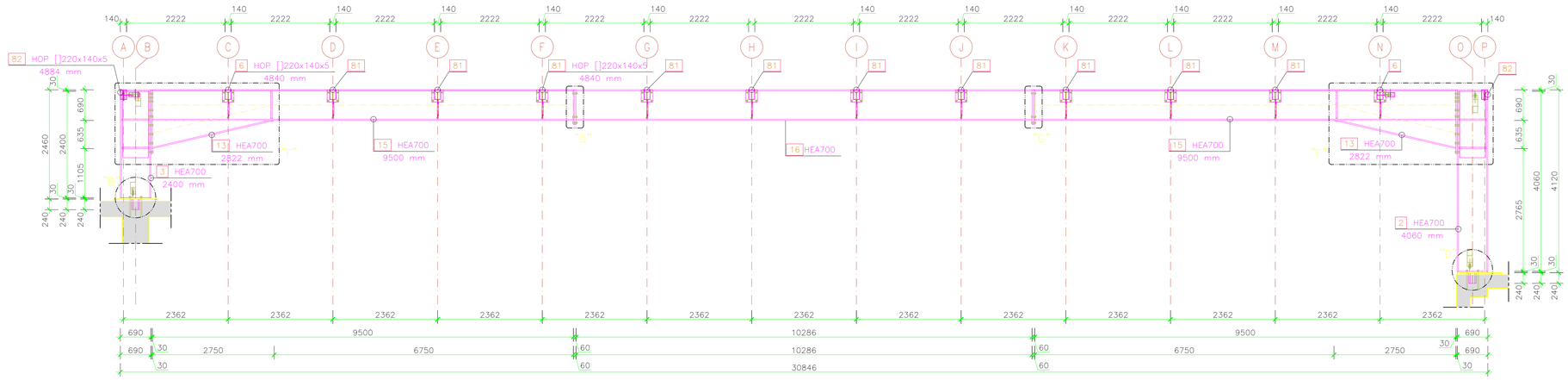

PREREZ 5-5

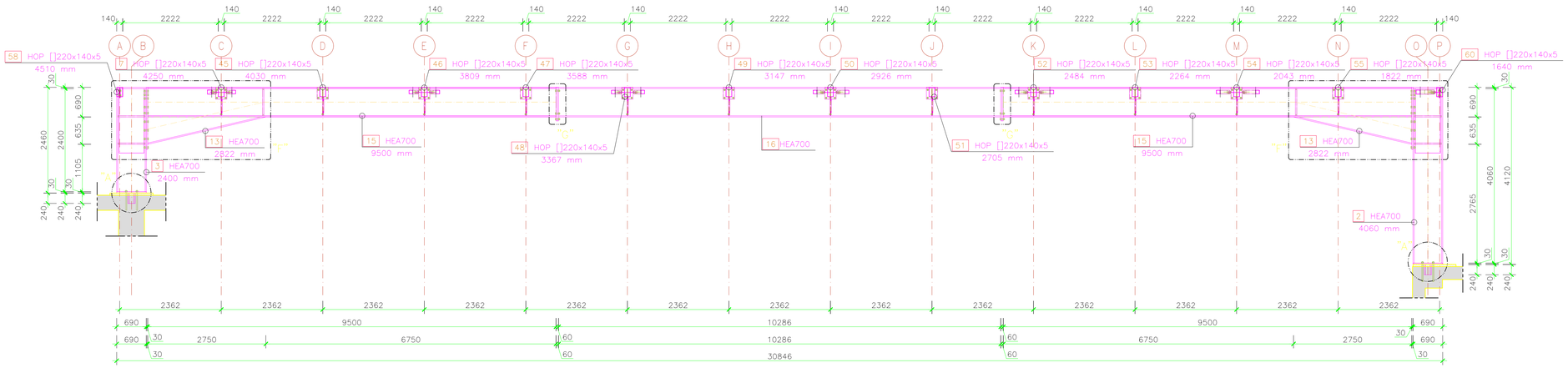

PREREZ 6-6

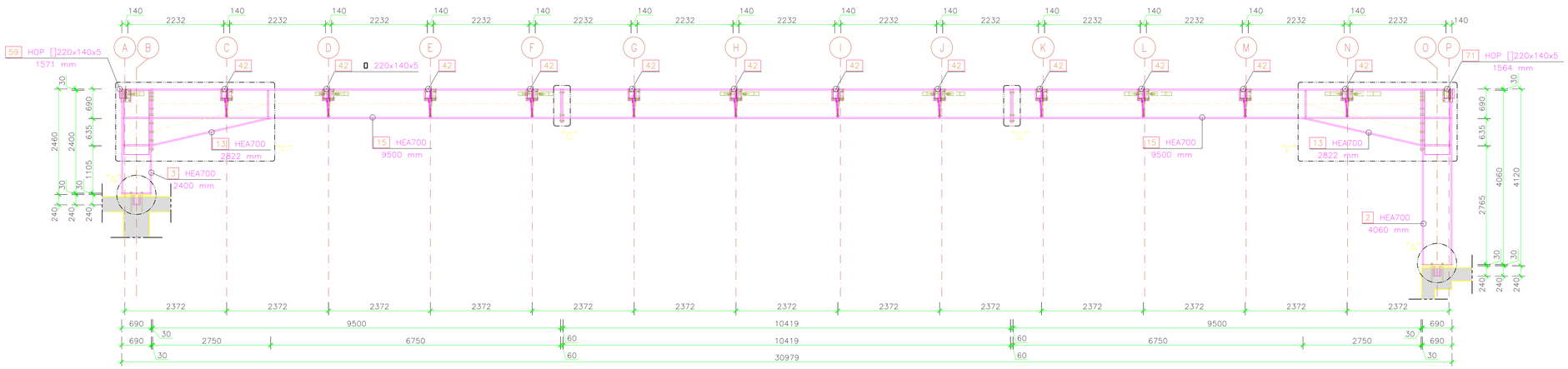

SPREMEMBA	OPIS SPREMEMBE	DATUM

Marko Markoja
projektiranje in tehnično svetovanje, s.p.

MARKO MARKOJA s.p.
Projektiranje in tehnično svetovanje
Prešernova 8, 3320 VELENJE

NAROČNIK / INVESTITOR
MESTNA OBČINA VELENJE
Titov trg 1
3320 Velenje

OBJEKT / LOKACIJA / GRADNJA
TecHUB i4.0

NASLOV RISBE / VSEBINA
2.0.NAČRT S PODROČJA GRADBENIŠTVA
JEKLENE KONSTRUKCIJE
Streha atrija - prerez 4-4, 5-5, 6-6

NAZIV	IME	ID. ŠT.	PODPIS		
VODJA PROJEKTA	Rok ŽEVART, univ.dipl.inž.arh.	ZAPS A-1367			
POOBLAŠČENI INŽENIR	MARKO MARKOJA, univ.dipl.inž.grad.	IZS G - 3082			
SODELAVCI					
ŠT. PROJEKTA	ŠT. NAČRTA	VRSTA NAČRTA	DATUM	MERILO	ŠT. LISTA
34/2022	07/2024	PZI	MAJ. 2024	1:50	J03

[m2]
x.x

PREREZ 7-7

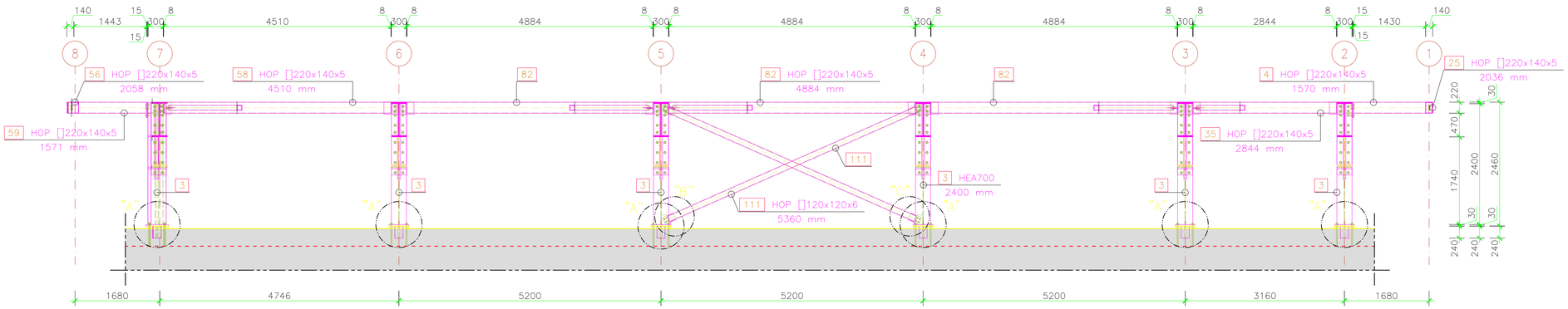

PREREZ 8-8

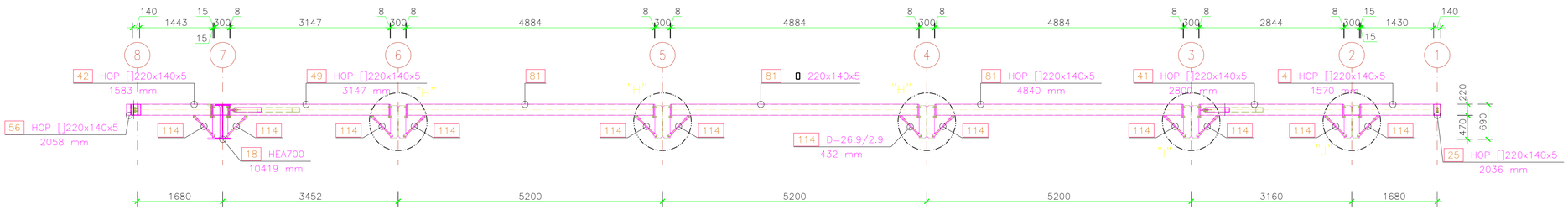

PREREZ 9-9

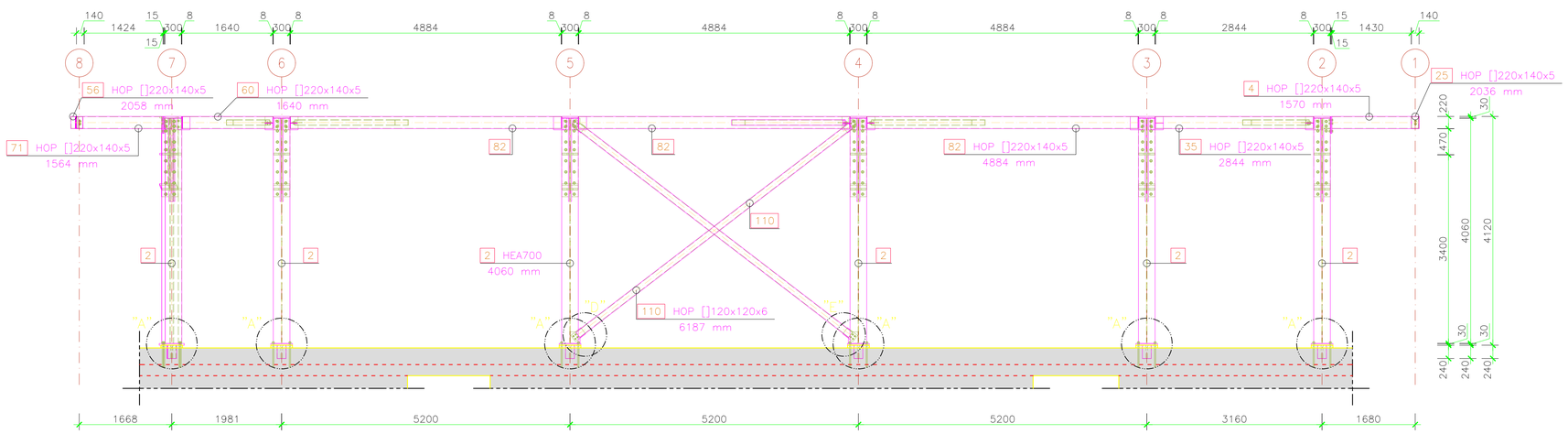

SPREMEMBA	OPIS SPREMEMBE	DATUM

Marko Markoja
projektiranje in tehnično svetovanje, s.p.

MARKO MARKOJA s.p.
Projektiranje in tehnično svetovanje
Prešernova 8, 3320 VELENJE

NAROČNIK / INVESTITOR
MESTNA OBČINA VELENJE
Titov trg 1
3320 Velenje

OBJEKT / LOKACIJA / GRADNJA
TecHUB i4.0

NASLOV RISBE / VSEBINA
2.0.NAČRT S PODROČJA GRADBENIŠTVA
JEKLENE KONSTRUKCIJE
Streha atrija - prerez 7-7, 8-8, 9-9

NAZIV	IME	ID. ŠT.	PODPIS		
VODJA PROJEKTA	Rok ŽEVART, univ.dipl.inž.arh.	ZAPS A-1367			
POOBLAŠČENI INŽENIR	MARKO MARKOJA, univ.dipl.inž.grad.	IZS G - 3082			
SODELAVCI					
ŠT. PROJEKTA	ŠT. NAČRTA	VRSTA NAČRTA	DATUM	MERILO	ŠT. LISTA
34/2022	07/2024	PZI	MAJ. 2024	1:50	J04

[m2]
x.x

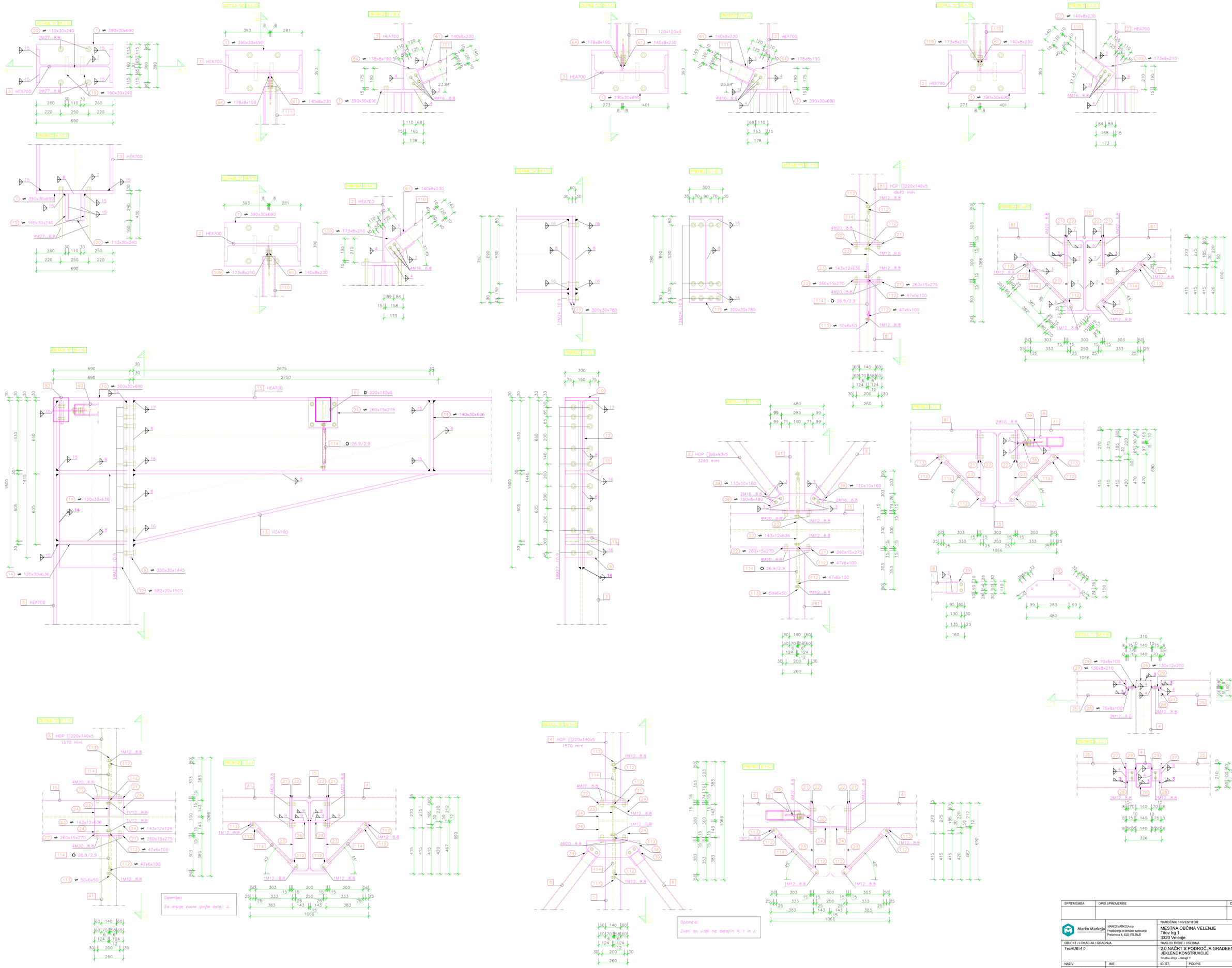

SPREMEMBA	OPIS SPREMEMBE	DATUM

Marko Markoja

MARKO MARKOJA s.p.
Projektiranje in tehnično svetovanje
Preškerova 8, 3320 VELENJE

NAROČNIK / INVESTITOR
MESTNA OBČINA VELENJE
Titov trg 1
3320 Velenje

OBJEKT / LOKACIJA / GRADNJA: TecHUB i4.0

NASLOV RISBE / VSEBINA: 2.0.NAČRT S PODROČJA GRADBENIŠTVA
JEKLENE KONSTRUKCIJE
Streha atrija - detajli 1

NAZIV	IME	ID. ŠT.	PODPIS
VODJA PROJEKTA	Roa ŽIGART, univ.dipl.inž.arh.	ZAPS A-1367	
POOBLAŠČENI INŽENIR	MARKO MARKOJA, univ.dipl.inž.grad.	IZS G - 3082	
SODELAVCI			

ŠT. PROJEKTA	ŠT. NAČRTA	VRSTA NAČRTA	DATUM	MERILO	ŠT. LISTA
34/2022	07/2024	PZI	MAJ. 2024	1:50	J05

[m2]
x.x

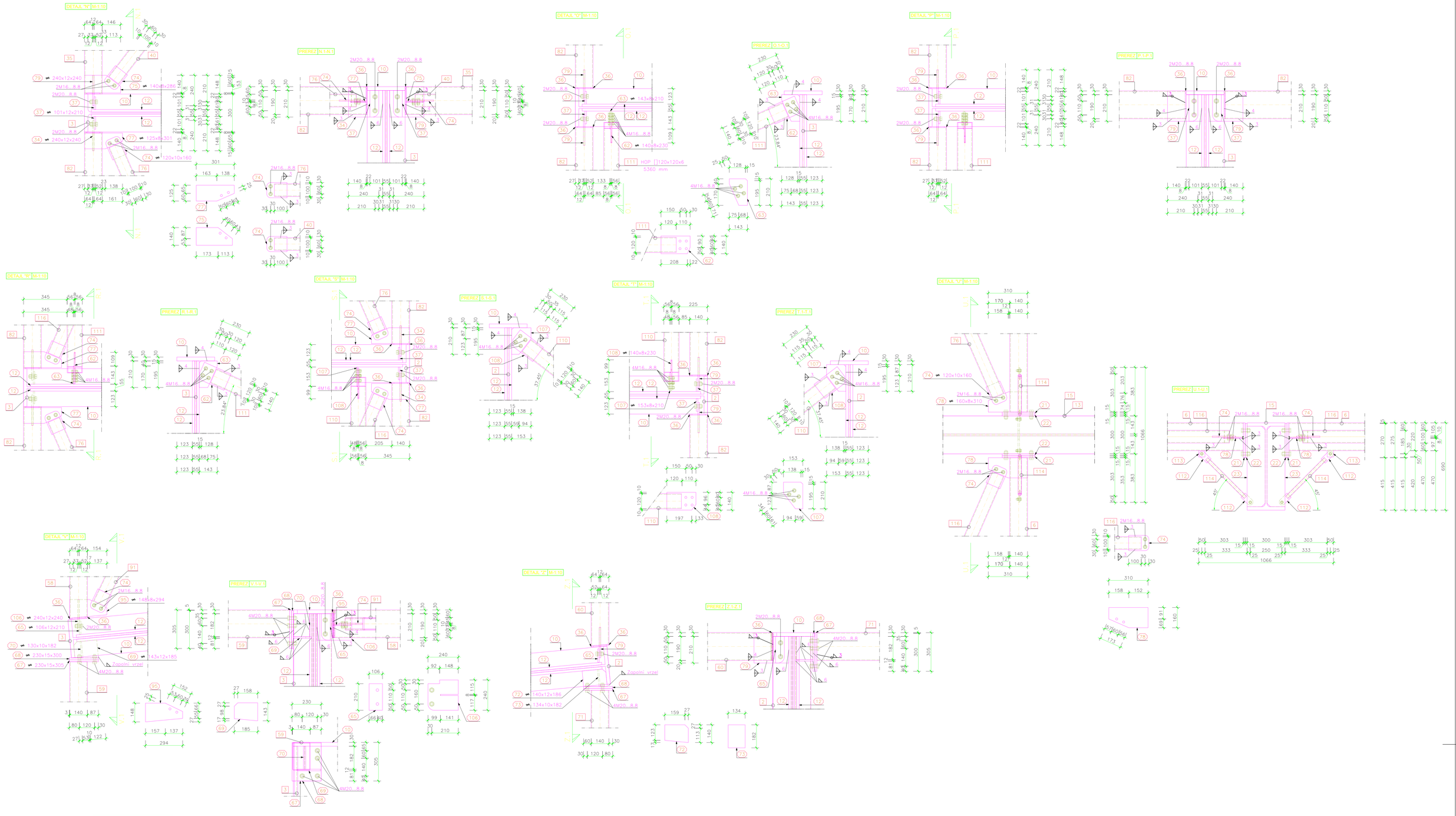

SPREMEMBA	OPIS SPREMEMBE		DATUM

Marko Markoja

MARKO MARKOJA s.p.
Projektiranje in tehnično svetovanje
Prešernova 8, 3320 VELENJE

NAROČNIK / INVESTITOR
MESTNA OBČINA VELENJE
Titov trg 1
3320 Velenje

OBJEKT / LOKACIJA / GRADNJA
TecHUB i4.0

NASLOV RISBE / VSEBINA
2.0.NAČRT S PODROČJA GRADBENIŠTVA
JEKLENE KONSTRUKCIJE
Streha atrija - detajli 2

NAZIV	IME	ID. ŠT.	PODPIS
VODJA PROJEKTA	Rok ŽEVART, univ.dipl.inž.arh.	ZAPS A-1367	
POOBLAŠČENI INŽENIR	MARKO MARKOJA, univ.dipl.inž.grad.	IZS G - 3082	
SODELAVCI			

ŠT. PROJEKTA	ŠT. NAČRTA	VRSTA NAČRTA	DATUM	MERILO	ŠT. LISTA
34/2022	07/2024	PZI	MAJ. 2024	1:50	J06

[m2]
x.x

Profili in plošče - specifikacija

POS	Tip	Material	n [kom]	Širina [mm]	Debelina [mm]	Dolžina [mm]	Teža na EM [kg/m]	Teža po kom. [kg]	Skupna teža [kg]
TecHub nadstrešek atrija (1 kom)									
1	⧄390x30x690	S355J2	12	390.00	30.00	690.00	240.00	64.58	775.01
2	HEA700	S355J2	6			4060.00	204.48	830.17	4981.01
3	HEA700	S355J2	6			2400.00	204.48	490.74	2944.44
4	▢220x140x5	S355J2	14			1570.00	27.48	43.15	604.12
5	▢220x140x5	S355J2	6			2800.00	27.48	76.96	461.75
6	▢220x140x5	S355J2	6			4840.00	27.48	133.03	798.16
7	▢220x140x5	S355J2	1			4250.44	27.48	116.82	116.82
8	▢90x90x5	S355J2	11			3240.00	13.08	42.40	466.35
9	⧄300x30x1445	S355J2	12	300.00	30.00	1445.00	240.00	104.04	1248.48
10	⧄300x30x690	S355J2	12	300.00	30.00	690.00	240.00	49.68	596.16
11	⧄140x30x636	S355J2	24	140.00	30.00	636.00	240.00	21.37	512.87
12	⧄582x20x1500	S355J2	24	582.00	20.00	1500.00	160.00	139.68	3352.32
13	HEA700	S355J2	12			2822.36	204.48	577.10	6925.23
14	⧄120x30x636	S355J2	48	120.00	30.00	636.00	240.00	18.32	879.21
15	HEA700	S355J2	12			9500.00	204.48	1942.51	23310.16
16	HEA700	S355J2	5			10286.00	204.48	2103.23	10516.15
17	⧄300x30x780	S355J2	24	300.00	30.00	780.00	240.00	56.16	1347.84
18	HEA700	S355J2	1			10418.88	204.48	2130.40	2130.40
19	⧄160x30x240	S355J2	24	160.00	30.00	240.00	240.00	9.22	221.18
20	⧄110x30x240	S355J2	12	110.00	30.00	240.00	240.00	6.34	76.03
21	⧄260x15x275	S355J2	144	260.00	15.00	275.00	120.00	8.58	1235.52
22	⧄260x15x270	S355J2	144	260.00	15.00	270.00	120.00	8.42	1213.06
23	⧄143x12x636	S355J2	164	142.75	12.00	636.00	96.00	8.72	1429.38
24	⧄143x12x124	S355J2	48	142.75	12.00	124.00	96.00	1.70	81.57
25	▢220x140x5	S355J2	13			2036.00	27.48	55.96	727.47
26	⧄130x12x210	S355J2	14	130.00	12.00	210.00	96.00	2.62	36.69
27	⧄130x8x210	S355J2	52	130.00	8.00	210.00	64.00	1.75	90.85
28	⧄75x8x100	S355J2	52	75.00	8.00	100.00	64.00	0.48	24.96
29	⧄70x8x100	S355J2	39	70.00	8.00	100.00	64.00	0.45	17.47
30	⧄200x15x305	S355J2	2	200.00	15.00	305.00	120.00	7.32	14.64
31	⧄200x15x300	S355J2	2	200.00	15.00	300.00	120.00	7.20	14.40
32	⧄123x12x171	S355J2	2	122.75	12.00	171.00	96.00	2.02	4.03
33	⧄123x10x182	S355J2	2	122.75	10.00	182.00	80.00	1.79	3.57
34	⧄240x12x240	S355J2	6	240.00	12.00	240.00	96.00	5.53	33.18
35	▢220x140x5	S355J2	1			2844.00	27.48	78.17	78.17
36	⧄64x8x220	S355J2	40	64.00	8.00	220.00	64.00	0.90	36.05
37	⧄101x12x210	S355J2	18	101.00	12.00	210.00	96.00	2.04	36.65
38	⧄150x8x480	S355J2	12	150.00	8.00	480.00	64.00	4.61	55.30
39	⧄110x10x160	S355J2	44	110.00	10.00	160.00	80.00	1.41	61.95
40	▢100x100x5	S355J2	2			3289.00	14.68	48.30	96.60
41	▢220x140x5	S355J2	6			2800.00	27.48	76.96	461.75

Profili in plošče - specifikacija

POS	Tip	Material	n [kom]	Širina [mm]	Debelina [mm]	Dolžina [mm]	Teža na EM [kg/m]	Teža po kom. [kg]	Skupna teža [kg]
42	▢220x140x5	S355J2	12			1583.29	27.48	43.52	522.20
43	⬓137x12x143	S355J2	24	137.34	12.00	142.75	96.00	1.88	45.17
44	⬓124x12x143	S355J2	24	124.00	12.00	142.75	96.00	1.70	40.78
45	▢220x140x5	S355J2	1			4029.68	27.48	110.76	110.76
46	▢220x140x5	S355J2	1			3808.91	27.48	104.69	104.69
47	▢220x140x5	S355J2	1			3588.14	27.48	98.62	98.62
48	▢220x140x5	S355J2	1			3367.38	27.48	92.55	92.55
49	▢220x140x5	S355J2	1			3146.61	27.48	86.48	86.48
50	▢220x140x5	S355J2	1			2925.84	27.48	80.42	80.42
51	▢220x140x5	S355J2	1			2705.08	27.48	74.35	74.35
52	▢220x140x5	S355J2	1			2484.31	27.48	68.28	68.28
53	▢220x140x5	S355J2	1			2263.55	27.48	62.21	62.21
54	▢220x140x5	S355J2	1			2042.78	27.48	56.15	56.15
55	▢220x140x5	S355J2	1			1822.01	27.48	50.08	50.08
56	▢220x140x5	S355J2	13			2057.96	27.48	56.56	735.32
57	⬓129x12x210	S355J2	14	129.00	12.00	210.00	96.00	2.60	36.41
58	▢220x140x5	S355J2	1			4510.28	27.48	123.96	123.96
59	▢220x140x5	S355J2	1			1571.32	27.48	43.19	43.19
60	▢220x140x5	S355J2	1			1640.32	27.48	45.08	45.08
61	⬓140x8x230	S355J2	4	140.00	8.00	230.00	64.00	2.06	8.24
62	⬓140x8x230	S355J2	2	140.00	8.00	230.00	64.00	2.06	4.12
63	⬓143x8x210	S355J2	2	142.75	8.00	210.00	64.00	1.92	3.84
64	⬓178x8x190	S355J2	2	177.75	8.00	190.00	64.00	2.16	4.32
65	⬓106x12x210	S355J2	2	106.00	12.00	210.00	96.00	2.14	4.27
66	⬓69x8x100	S355J2	13	69.00	8.00	100.00	64.00	0.44	5.74
67	⬓230x15x305	S355J2	2	230.00	15.00	305.00	120.00	8.42	16.84
68	⬓230x15x300	S355J2	2	230.00	15.00	300.00	120.00	8.28	16.56
69	⬓143x12x185	S355J2	1	142.55	12.00	184.87	96.00	2.53	2.53
70	⬓130x10x182	S355J2	1	130.22	10.00	182.00	80.00	1.90	1.90
71	▢220x140x5	S355J2	1			1564.32	27.48	43.00	43.00
72	⬓140x12x186	S355J2	1	140.17	12.00	186.39	96.00	2.51	2.51
73	⬓134x10x182	S355J2	1	134.12	10.00	182.00	80.00	1.95	1.95
74	⬓120x10x160	S355J2	20	120.01	10.00	160.01	80.00	1.54	30.73
75	⬓140x8x286	S355J2	2	140.00	8.00	285.69	64.00	2.56	5.12
76	▢100x100x5	S355J2	4			5060.10	14.68	74.31	297.23
77	⬓125x8x301	S355J2	6	125.00	8.00	300.69	64.00	2.41	14.43
78	⬓160x8x310	S355J2	6	160.00	8.00	310.00	64.00	3.17	19.05
79	⬓240x12x240	S355J2	11	240.00	12.00	240.00	96.00	5.53	60.83
80	⬓240x12x240	S355J2	1	240.00	12.00	240.00	96.00	5.53	5.53
81	▢220x140x5	S355J2	30			4840.00	27.48	133.03	3990.82
82	▢220x140x5	S355J2	6			4884.00	27.48	134.24	805.42
83	▢90x90x5	S355J2	2			2829.95	13.08	37.03	74.06

Profili in plošče - specifikacija

POS	Tip	Material	n [kom]	Širina [mm]	Debelina [mm]	Dolžina [mm]	Teža na EM [kg/m]	Teža po kom. [kg]	Skupna teža [kg]
84	▢90x90x5	S355J2	1			2533.49	13.08	33.15	33.15
85	▢100x100x5	S355J2	1			2590.00	14.68	38.03	38.03
86	⌭140x8x270	S355J2	1	140.00	8.00	270.28	64.00	2.42	2.42
87	▢90x90x5	S355J2	2			3160.46	13.08	41.35	82.71
88	▢90x90x5	S355J2	2			3515.44	13.08	46.00	92.00
89	▢90x90x5	S355J2	2			3888.19	13.08	50.88	101.75
90	▢90x90x5	S355J2	2			4274.06	13.08	55.93	111.85
91	▢100x100x5	S355J2	1			4705.00	14.68	69.09	69.09
92	⌭160x8x480	S355J2	1	160.00	8.00	480.00	64.00	4.92	4.92
93	⌭150x8x480	S355J2	1	150.00	8.00	480.00	64.00	4.61	4.61
94	⌭184x8x480	S355J2	1	184.27	8.00	480.00	64.00	5.66	5.66
95	⌭148x8x294	S355J2	1	148.03	8.00	293.56	64.00	2.78	2.78
96	⌭184x8x480	S355J2	1	184.27	8.00	480.00	64.00	5.66	5.66
97	⌭150x8x480	S355J2	1	150.00	8.00	480.00	64.00	4.61	4.61
98	⌭184x8x480	S355J2	1	184.27	8.00	480.00	64.00	5.66	5.66
99	⌭150x8x480	S355J2	1	150.00	8.00	480.00	64.00	4.61	4.61
100	⌭184x8x480	S355J2	1	184.27	8.00	480.00	64.00	5.66	5.66
101	⌭150x8x480	S355J2	1	150.00	8.00	480.00	64.00	4.61	4.61
102	⌭184x8x480	S355J2	1	184.27	8.00	480.00	64.00	5.66	5.66
103	⌭160x8x460	S355J2	1	160.00	8.00	460.00	64.00	4.71	4.71
104	⌭195x8x480	S355J2	1	194.98	8.00	480.00	64.00	5.99	5.99
105	⌭240x12x240	S355J2	1	240.00	12.00	240.00	96.00	5.53	5.53
106	⌭240x12x240	S355J2	1	240.00	12.00	240.00	96.00	5.53	5.53
107	⌭153x8x210	S355J2	2	152.75	8.00	210.00	64.00	2.05	4.11
108	⌭140x8x230	S355J2	2	140.00	8.00	230.00	64.00	2.06	4.12
109	⌭173x8x210	S355J2	2	172.95	8.00	210.00	64.00	2.32	4.65
110	▢120x120x6	S355J2	2			6187.30	21.15	130.84	261.68
111	▢120x120x6	S355J2	2			5360.23	21.15	113.35	226.70
112	⌭47x6x100	S355J2	312	47.00	6.00	100.00	48.00	0.23	70.39
113	⌭50x6x50	S355J2	148	50.00	6.00	50.00	48.00	0.12	17.76
114	◎26.9/2.9	S355J2	148			431.64	1.72	0.74	109.65
115	▢220x140x5	S355J2	1			2844.00	27.48	78.17	78.17
116	▢100x100x5	S355J2	2			5060.10	14.68	74.31	148.61
Ukupno									77445.71

Profili - rekapitulacija			
Tip profila	Material	Teža na EM [kg/m]	Skupna teža [kg]
HEA700	S355J2	204.48	50807.40
▢220x140x5	S355J2	27.48	10519.98
▢120x120x6	S355J2	21.15	488.38
▢100x100x5	S355J2	14.68	649.57
▢90x90x5	S355J2	13.08	961.87
◎26.9/2.9	S355J2	1.72	109.65
Skupno			63536.84

Plošče - rekapitulacija			
Debelina [mm]	Material	Teža na EM [kg/m]	Skupna teža [kg]
6	S355J2	48.00	88.15
10	S355J2	80.00	100.10
8	S355J2	64.00	369.92
12	S355J2	96.00	1830.59
15	S355J2	120.00	2511.01
20	S355J2	160.00	3352.32
30	S355J2	240.00	5656.78
Skupno			13908.87

Zbirna rekapitulacija		
Sklop	Teža po objektih [kg]	Skupna teža [kg]
TecHub nadstrešek atrija (1 kom)	77445.71	77445.71
Skupno		77445.71
Skupno (+ za spojna sredstva 3%)		79769.08

Rekapitulacija vijaka po sklopovima							
Sklop	Tip vijaka	Material	Št. komadov	Dolžina [mm]	Število matic		
TecHub nadstrešek atrija	M24	10.9	144	95.0	144	0	
TecHub nadstrešek atrija	M27	10.9	216	95.0	216	0	
TecHub nadstrešek atrija	M12	8.8	252	35.0	252	0	
TecHub nadstrešek atrija	M12	8.8	140	40.0	140	0	
TecHub nadstrešek atrija	M12	8.8	24	45.0	24	0	
TecHub nadstrešek atrija	M16	8.8	48	40.0	48	0	
TecHub nadstrešek atrija	M16	8.8	112	45.0	112	0	
TecHub nadstrešek atrija	M20	8.8	40	50.0	40	0	
TecHub nadstrešek atrija	M20	8.8	592	60.0	592	0	
TecHub nadstrešek atrija	M27	8.8	48	465.0	48	0	

Rekapitulacija vijaka						
Tip vijaka	Material	Broj komada	Dolžina [mm]	Število matic		
M24	10.9	144	95.0	144	0	
M27	10.9	216	95.0	216	0	
M12	8.8	252	35.0	252	0	
M12	8.8	140	40.0	140	0	
M12	8.8	24	45.0	24	0	
M16	8.8	48	40.0	48	0	
M16	8.8	112	45.0	112	0	
M20	8.8	40	50.0	40	0	
M20	8.8	592	60.0	592	0	
M27	8.8	48	465.0	48	0	

Rekapitulacija podl. ploščic				
Opis	Št. komadov	Notranji premer [mm]	Zunanja dimenzija [mm]	Debelina [mm]
25x44x4.3	288	25.0	44.0	4.3
28x50x4.3	432	28.0	50.0	4.3
13x24x2.5	832	13.0	24.0	2.5
17x30x3	320	17.0	30.0	3.0
21x37x3	1264	21.0	37.0	3.0
28x50x4.3	48	28.0	50.0	4.3